

# BYU BASKETBALL

Kyle Chilton, BYU Athletic Communications | O: (801) 422-4909 | C: (801) 372-2080 | kyle\_chilton@byu.edu | 30 Smith Fieldhouse • Provo, UT • 84602

## BYU 2014-15 SCHEDULE

O29	Wed	Cougar Tipoff	BYUtv		
N1	Sat	Colorado School of Mines (Exh)	BYUtv	W, 82-64	
N8	Sat	Seattle Pacific (Exh)	BYUtv	W, 75-44	
N14	Fri	Long Beach State	BYUtv	W, 95-90	
N18	Tue	Arkansas-Little Rock*	BYUtv	W, 91-62	
N19	Wed	Southern Virginia	BYUtv	W, 101-48	
N24	Mon	vs. No. 15 San Diego State*	ESPN2 L, 87-92 (2OT)		
N25	Tue	vs. Chaminade*	ESPN2 W, 121-85		
N26	Wed	vs. Purdue*	ESPN2 L, 85-87 (OT)		
N29	Sat	Eastern Kentucky	BYUtv	W, 90-76	
D2	Tue	at Utah State	CBS SN	W, 91-81	
D6	Sat	vs. Hawaii#	BYUtv	W, 90-70	
D10	Wed	No. 13 Utah	ESPNU L, 61-65		
D13	Sat	at Weber State	KJZZ	7 p.m.	
D20	Sat	Stanford	ESPNU	9 p.m.	
D23	Tue	UMass	BYUtv	7 p.m.	
D27	Sat	Gonzaga	ESPN2	4 p.m.	
D29	Mon	Portland	BYUtv	7 p.m.	
J1	Thu	at Santa Clara	BYUtv	2 p.m.	
J3	Sat	at San Francisco	CSN Bay Area	8 p.m.	
J8	Thu	Pepperdine	ESPNU	9 p.m.	
J10	Sat	Loyola Marymount	BYUtv	7 p.m.	
J15	Thu	at Pacific	ESPNU	8 p.m.	
J17	Sat	at Saint Mary's	ESPN2	8 p.m.	
J24	Sat	at San Diego	TWC/Root/CSN CA	1 p.m.	
J29	Thu	San Francisco	ESPNU	9 p.m.	
J31	Sat	Santa Clara	BYUtv	7 p.m.	
F5	Thu	at Pepperdine	TWC	8 p.m.	
F7	Sat	at Loyola Marymount	TWC/Root/CSN CA	1 p.m.	
F12	Thu	Saint Mary's	ESPN or ESPN2	7 p.m.	
F14	Sat	Pacific	BYUtv	7 p.m.	
F19	Thu	San Diego	ESPNU	8 p.m.	
F26	Thu	at Portland	Root	7 p.m.	
F28	Sat	at Gonzaga	ESPN or ESPN 2	TBA	

^ Exhibition  
 \* EA SPORTS Maui Invitational  
 # at EnergySolutions Arena  
 All times local to site

## SOCIAL MEDIA



Website: www.BYUcougars.com  
 Facebook: /BYUbasketball /BYUcougars  
 Twitter: @BYUbasketball | @BYUcougars  
 Instagram: BYUcougars  
 Vine: BYUcougars  
 Hashtag: #BYUhoops



Weber State (3-4, 0-0 Big Sky)  
**WILDCATS**

Head Coach . . . . . Randy Rahe  
 Alma Mater . . . . . Buena Vista, 1982  
 Division I Career Record . . . . . 172-91 (9th)  
 Record at Weber State . . . . . Same

## GAME INFORMATION

TV . . . . . KJZZ  
 TV Talent . . . . . Steve Klauke (play-by-play)  
 . . . . . Phil Johnson (analyst)  
 . . . . . Tony Parks (sideline)  
 Live Video . . . . . AmericaOneSports.com  
 Radio . . . . . Cougar IMG Sports Network  
 . . . . . KSL 102.7 FM / 1160 AM  
 Radio Talent . . . . . Greg Wrubell (play-by-play)  
 . . . . . Mark Durrant (analyst)  
 Live Stats . . . . . BYUcougars.com

## SERIES INFORMATION

Series Record . . . . . BYU leads 29-10  
 Last Meeting . . . . . BYU won 81-72, 11/8/13  
 H/A/N . . . . . 20-0/9-10/0-0



BYU (7-3, 0-0 WCC)  
**COUGARS**

Head Coach . . . . . Dave Rose  
 Alma Mater . . . . . Houston, 1983  
 Division I Career Record . . . . . 239-81 (10th)  
 Record at BYU . . . . . Same

## BYU STORYLINES

- BYU is 7-3 in Dave Rose's 10th season. Rose is BYU's all-time leader in winning percentage at 74.7 percent and second in career wins at 239. He has led the Cougars to nine-straight 20-win seasons and nine-straight postseason appearances (7 NCAA tournament appearances and 2 NITs).
- Tyler Haws, the 2013-14 West Coast Conference Player of the Year, has been named preseason All-WCC and to the Wooden Award and Naismith Trophy preseason Top 50. He was sixth in the nation and led the league in scoring last season and is currently first in the WCC and third nationally in scoring at 24.3 ppg.
- After averaging 5.1 3-point FGs per game last season, a low for a season during the Dave Rose era, the Cougars are making threes at a record-setting pace, averaging 9.6 makes from deep per game.

## BYU'S PROJECTED STARTING LINEUP (BASED ON PREVIOUS GAME)



**#5 | Kyle Collinsworth**  
 Guard  
 6-6 | 210 | Jr.  
 Provo, Utah  
 Provo HS

GP/GS	MPG	Pts	Reb	Ast	Stl	FG%	3PT%	FT%
9/9	9.4	13.6	7.1	5.7	2.4	.462	.364	.723

**Last Game:** Finished with 17 points, 9 rebounds, 5 assists, a block and a steal against Utah  
**Notes:** A preseason All-WCC selection ... posted a double-double and a triple-double last week ... named WCC Player of the Week on Dec. 8



**#1 | Chase Fischer**  
 Guard  
 6-3 | 195 | Jr.  
 Ripley, West Virginia  
 Wake Forest

GP/GS	MPG	Pts	Reb	Ast	Stl	FG%	3PT%	FT%
10/10	27.6	14.0	2.3	2.5	0.9	.438	.418	.750


**Last Game:** Scored 3 points and added an assist against Utah  
**Notes:** Has scored in double figures in seven of 10 games this season ... hit 15 threes in Maui, including a BYU record 10 against Chaminade ... leads the team with 33 made threes ... a team captain ... has scored 20-plus points 3 times this season



**#3 | Tyler Haws**  
 Guard  
 6-5 | 195 | Sr.  
 Alpine, Utah  
 Lone Peak HS

GP/GS	MPG	Pts	Reb	Ast	Stl	FG%	3PT%	FT%
10/10	32.0	24.3	4.3	2.0	0.8	.497	.431	.915

**Last Game:** Finished with 23 points, 8 rebounds, a block and an assist against Utah  
**Notes:** First in the WCC and third in the country in scoring ... a team captain ... has scored in double figures in 58-consecutive games ... has 3 30-point games this season ... has scored 20-plus points in five-straight games



**#12 | Josh Sharp**  
 Forward  
 6-7 | 190 | Sr.  
 Highland, Utah  
 Utah

GP/GS	MPG	Pts	Reb	Ast	Stl	FG%	3PT%	FT%
8/0	6.9	1.5	1.3	0.3	0.4	.714	.000	.500

**Last Game:** Played 7 minutes against Utah and had 1 block ... subbed in for Nate Austin in the first minute of the game against Utah  
**Notes:** Has hit 5 of 7 attempts from the field ... has 25 career starts



**#41 | Luke Worthington**  
 Forward  
 6-10 | 235 | So.  
 Mequon, Wisconsin  
 Homestead HS

GP/GS	MPG	Pts	Reb	Ast	Stl	FG%	3PT%	FT%
10/10	14.3	3.5	2.6	0.2	0.6	.483	.000	.538


**Last Game:** Had 2 points, 2 rebounds, an assist and a steal against Utah  
**Notes:** Has started nine of BYU's 10 games this season after starting three games in 2013-14

## OFF THE BYU BENCH

No.	Name	Pos.	Ht.	Wt.	Yr.	Pts.	Reb.	Hometown (Previous School)	Notes
2	Jordan Ellis	G	6-1	180	Jr.	0.5	0.5	Medford, Ore. (Portland State)	Did not play against Utah
10	Ryan Andrus	F	6-11	215	Fr.	0.8	1.3	American Fork, Utah (American Fork HS)	Did not play against Utah
15	Jake Toolson	G	6-5	215	Fr.	3.7	2.4	Gilbert, Ariz. (Highland HS)	Did not play against Utah
20	Anson Winder	G	6-3	190	Sr.	13.8	4.2	Las Vegas, Nev. (Bishop Gorman HS)	Totaled 10 points, 4 rebounds, 2 steals and 2 assists against Utah
23	Skyler Halford	G	6-1	175	Sr.	4.7	2.6 (app)	Orem, Utah (SLCC)	Had 3 steals, 2 points, 2 rebounds and 2 assists against Utah
24	Frank Bartley IV	G	6-3	200	So.	1.8	1.5	Baton Rouge, La. (Future College Prep)	Had 2 points and 1 rebound against Utah
30	Dalton Nixon	F	6-7	215	Fr.	3.0	1.5	Orem, Utah (Orem HS)	Did not play against Utah
33	Nate Austin	F	6-11	230	Sr.	3.0	5.6	Alpine, Utah (Lone Peak HS)	Out with a torn right hamstring
35	Isaac Neilson	C	6-11	225	Fr.	4.7	2.7	Mission Viejo, Calif. (Mission Viejo HS)	Played 10 minutes against Utah
44	Corbin Kaufusi	C	6-10	245	Fr.	3.2	3.1	Provo, Utah (Timpview HS)	Played a career-high 18 minutes vs. Utah had 2 points, 1 board, 1 steal

**CAREER HIGHLIGHTS**

- 239-81 overall record (second all-time at BYU in wins) for a BYU record .747 winning percentage
- Currently 10th among active coaches in the NCAA in career winning percentage (as of Nov. 21, 2014)
- Reached 200 career victories in his 259th game as a head coach, 15th fastest in NCAA history
- With 232 victories through nine seasons is fifth all-time for best career starts by wins in NCAA history
- With 209 victories through first eight seasons is fourth all-time for best career starts by wins in NCAA history
- With 185 victories through first seven seasons is fourth all-time for best career starts by wins in NCAA history
- With 159 victories through first six seasons is tied for third all-time for best career starts by wins in NCAA history
- With 127 victories through five seasons is sixth all-time for best career starts by wins in NCAA history
- Streak of nine-consecutive 20-win seasons is tied for 20th all-time in NCAA history and tied for the 10th longest current streak
- Four Mountain West Conference regular season titles, a BYU and MWC record
- Three-time MWC Coach of the Year (2006, 2007, 2011)
- Two-time USBWA District VIII Coach of the Year (2006, 2011)
- Naismith Coach of the Year Finalist in 2011
- Honorable Mention for National Coach of the Year by Scout.com (2006)
- Seven trips to the NCAA tournament (a BYU record), including six-consecutive trips from 2007 to 2012 (a BYU record)
- Six-consecutive 25-win seasons (2006-11), and nine-consecutive 20-win seasons, both BYU records
- Holds top two spots for wins in a season in BYU history with 32 in 2010-11 and 30 in 2009-10
- Only BYU coach to win at least 20 games in each of his first nine seasons
- Took BYU to the Sweet 16 in 2011 for the first time since 1981
- Coached Jimmer Fredette, the 2011 Consensus National Player of the Year
- Inducted into the Dixie State Athletics Hall of Fame on Sept. 14, 2013



**COACHING EXPERIENCE**

- BYU Head Coach (2005-present)
- BYU Associate Head Coach (2000-2005)
- BYU Assistant Coach (1997-2000)
- Dixie State Head Coach (1990-1997)
- Dixie State Assistant Coach (1987-1990)
- Assistant coach at Pine View High School (1986-87)
- Head coach at Millard High School (1983-86)

**SERVICE**

- A member of the National Coaches vs. Cancer Council
- Assisting with the Hope Lodge, a facility to be constructed in Salt Lake City to house families of cancer patients
- NABC Game Pillar Award for Service in 2008
- 63rd recipient of the Dale Rex Memorial Award
- Honorary Chair of the Children with Cancer Christmas Foundation
- Was the first coach in the state of Utah to participate in the American Cancer Society's nationwide Coaches vs. Cancer campaign
- Lobbied before Congress for more funding for cancer research in September 2010

**EDUCATION**

- Houston (1983, B.A.)

**PLAYING CAREER**

- Played baseball and basketball at Dixie State College
- Played for Houston from 1980-83 (played in 1980-81 and 82-83, redshirted in 1981-82)
- Co-Captain on the famous "Phi-Slamma Jamma" team that featured Hakeem (then Akeem) Olajuwon and Clyde Drexler
- Helped Houston achieve a No. 1 ranking and reach the national championship game in 1983

**MISSION**

- Manchester England (1977-79)

**PERSONAL/FAMILY**

- Wife: Cheryl
- Children: Daughter Chanell and husband Brock Reichner, son Garrett and wife Brooke, daughter Taylor
- Dave and Cheryl Rose have seven grandchildren

**TOP CAREER START BASED ON CURRENT NUMBER OF YEARS (THROUGH 2013-14)**

Coch, School	Yrs.	W	L	Pct.
Brad Underwood, Stephen F. Austin	1	32	3	.914
Kevin Ollie, UConn	2	52	18	.743
Steve Prohm, Murray State	3	75	23	.765
Fred Hoiberg, Iowa State	4	90	47	.657
Andy Toole, Robert Morris	4	90	50	.643
Shaka Smart, VCU	5	137	46	.749
John Groce, Illinois	6	128	84	.604
Buzz Williams, Virginia Tech	7	153	86	.640
Tim Cluess, Iona	8	190	68	.736
<b>Dave Rose, BYU</b>	<b>9</b>	<b>232</b>	<b>78</b>	<b>.748</b>
Sean Miller, Arizona	10	249	95	.724
Jamie Dixon, Pittsburgh	11	288	96	.750
Mike Anderson, Arkansas	12	259	137	.654
Randy Bennett, Saint Mary's	13	286	137	.676
Thad Matta, Ohio State	14	377	114	.768
Mark Few, Gonzaga	15	403	100	.801

**BEST CAREER STARTS BY WINS, 9 SEASONS**

Coch, School	Date	W	L	Pct.
Roy Williams, Kansas	1989-97	247	58	.810
Everett Case, NC State	1947-55	241	56	.811
Jamie Dixon, Pittsburgh	2004-12	238	77	.756
Mark Few, Gonzaga	2000-08	236	60	.797
<b>Dave Rose, BYU</b>	<b>2006-14</b>	<b>232</b>	<b>78</b>	<b>.748</b>
Thad Matta, Butler, Xavier, OSU	2001-09	229	77	.748
Denny Crum, Louisville	1972-80	219	55	.799
Jerry Tarkanian, LBSU, UNLV	1969-76	218	33	.869
Sean Miller, Xavier, Arizona	2005-13	216	90	.706
Bruce Weber, S. Ill., Illinois	1999-07	215	82	.724

**ROSE'S BYU COACHING LEDGER**

Season	Overall	Pct.	Home	Pct.	Away	Pct.	Neutral	Pct.	Conf.	Pct.	Tourney	NCAA/NIT
05-06	20-9	.690	14-1	.933	5-7	.417	1-2	.500	12-4	.750	0-1	0-1 NIT
06-07	25-9	.735	17-0	1.000	6-7	.462	2-2	.500	13-3	.813	2-1	0-1 NCAA
07-08	27-8	.771	16-0	1.000	9-3	.615	3-3	.500	14-2	.875	2-1	0-1 NCAA
08-09	25-8	.758	14-2	.875	8-5	.750	2-3	.400	12-4	.750	1-1	0-1 NCAA
09-10	30-6	.833	15-1	.938	10-4	.714	5-1	.833	13-3	.813	1-1	1-1 NCAA
10-11	32-5	.865	13-1	.929	10-1	.909	9-3	.750	14-2	.875	2-1	2-1 NCAA
11-12	26-9	.743	13-3	.813	8-3	.727	5-3	.625	12-4	.750	1-1	1-1 NCAA
12-13	24-12	.667	15-3	.833	7-5	.583	2-4	.333	10-6	.625	0-1	3-1 NIT
13-14	23-12	.657	14-1	.933	5-8	.385	4-3	.571	13-5	.722	2-1	0-1 NCAA
14-15	7-3	.700	4-1	.800	1-0	1.000	2-2	.500	0-0	.000	0-0	0-0
Totals	239-81	.747	135-13	.912	69-43	.616	35-25	.583	113-33	.774	11-9	7-9

**ROSE'S MILESTONE VICTORIES**

Win	Date	Opponent	Score	Record
25	12/06/06	San Jose State	81-69	25-11 (.694)
50	11/23/07	vs. No. 6 Louisville	78-76	50-18 (.735)
75	11/20/08	North Florida	74-41	75-26 (.743)
100	11/20/09	at Hawaii	83-65	100-34 (.746)
125	03/06/10	at TCU	107-77	125-38 (.767)
150	02/09/11	at Air Force	90-52	150-42 (.781)
175	01/16/12	at San Diego	82-63	175-49 (.781)
200	01/19/13	San Diego	74-57	200-59 (.772)
225	02/06/14	Santa Clara	89-76	225-75 (.750)

**BYU VS. WEBER STATE**

Overall Series Record: BYU leads 29-10  
 BYU Record in Provo: 20-0  
 BYU Record at Weber State: 9-10  
 BYU Record at Neutral Sites: 0-0  
 BYU Record Under Dave Rose: 9-0

**Last 10 Games vs. Weber State**

11-8-13	Weber State	81-72	W
12-15-12	at Weber State	78-68	W
12-7-11	Weber State	94-66	W
12-21-10	at Weber State	72-66	W
11-27-09	Weber State	87-70	W
12-8-08	at Weber State	92-62	W
12-5-07	Weber State	72-57	W
12-2-06	at Weber State	73-69	W (OT)
12-17-05	Weber State	80-54	W
12-23-04	at Weber State	79-61	W

**Weber State's projected starting lineup**

No.	Name	Ht.	Pos.	Ppg	Rpg
30	Jeremy Senglin	6-2	G	14.0	2.9
11	Chris Golden	6-2	G	9.6	2.0
23	Richaud Gittens	6-4	G	9.0	3.4
35	Kyndahl Hill	6-7	F	7.4	5.9
21	Joel Bolomboy	6-9	F/C	14.6	10.9

**Weber State's last game**

L, 56-63 at UT-Arlington, 12/6/14

BYU	CATEGORY	WSU
7-3, 0-0	W-L	3-4, 0-0
7-3	Last 10	5-5
3-2	Last 5	2-3
91.2	PPG	62.0
75.6	Opp PPG	63.7
+15.6	Margin	-1.7
.478	FG%	.404
.424	FG% Def	.419
.397	3FG%	.317
9.6	3FG/Game	5.7
.347	Opp 3FG%	.284
.755	FT%	.771
41.0	RPG	33.1
34.6	Opp RPG	35.7
+6.4	Margin	-2.6
19.2	Assist/Game	9.9
13.3	TO/Game	15.4
16.5	Opp TO/Game	11.9
+3.2	Margin	-3.6
9.2	Steals/Game	5.9
3.0	Blocks/Game	3.4

**BY THE NUMBERS**

- 1** Tyler Haws is the only player in BYU history to surpass 1,700, 1,800 or 1,900 career points during his junior season. The previous record holder for points through a junior season by a Cougar was Danny Ainge, who scored 1,685 in his first three years at BYU. Haws and Ainge are the only Cougars to reach 1,000 career points as sophomores.
- 2** The number of players in the NCAA ranked in the top 100 in the country in rebounds, assists and steals in 2013-14: Kyle Collinsworth and UCLA's Kyle Anderson. Collinsworth averaged 8.1 boards, 4.6 assists and 1.7 steals to rank 86th, 83rd and 89th in each category, respectively.
- 4** The number of conference players of the year for BYU since Dave Rose became head coach in 2005. Keena Young (2007), Lee Cummond (2008) and Jimmer Fredette all earned Mountain West Conference Player of the Year honors. Tyler Haws became BYU's first West Coast Conference Player of the Year in 2014.
- 5** The number of triple-doubles recorded in BYU history, the most recent belonging to junior guard Kyle Collinsworth, who posted 19 points, 12 rebounds and 10 assists vs. Hawaii on Dec. 6, 2014. The last Cougar to record a triple-double was Michael Smith on Feb. 13, 1988. Fred Roberts, Danny Ainge and Kresimir Cosic also recorded triple-doubles. Collinsworth's triple-double is one of three in the nation this season.
- 7** The number of players who scored in double figures vs. Southern Virginia on Nov. 19, at 101-48 BYU win. Jake Toolson led the way with 15 points, Tyler Haws and Isaac Neilson added 13 apiece, Luke Worthington had 12 and Chase Fischer, Anson Winder and Dalton Nixon each had 10. It was the first time since Jan. 25, 1975 – and only the second time in program history – that seven players reached double digits. That night, Grig Clawson (16), Jay Cheesman (13), Mark Handy (12), Troy Jones (12), Brian Frishman (10), Greg Snow (10) and Veryl Law (10) led the Cougars to a 96-78 win at New Mexico.
- 8** The number of times a player in the West Coast Conference has scored 35 points or more in a single game since BYU joined the league in 2011. Six of the eight instances have been achieved by Tyler Haws: 42 vs. Virginia Tech on 12/29/12, 37 vs. Washington on 3/19/13, 35 vs. Pepperdine on 1/9/14, 48 at Portland on 1/23/14, 38 vs. Pacific on 1/30/14 and 35 at Utah State on 12/2/14. The other two players to reach 35 are Stephen Holt of Saint Mary's (35 on 2/22/14) and Jared Brownridge of Santa Clara (38 on 3/1/14).
- 9** The number of career games for Tyler Haws shooting 100 percent from the free throw line with a minimum of 10 attempts, a BYU record. He hit 10 of 10 at Wyoming on Feb. 20, 2010, 12 of 12 vs. Cal State Northridge on Nov. 24, 2012, 10 of 10 vs. Utah on Dec. 8, 2012, 10 of 10 at Weber State on Dec. 15, 2012, 14 of 14 at Loyola Marymount on March 2, 2013, 11 of 11 vs. Wichita State on Nov. 26, 2013, 14 of 14 vs. San Francisco on March 10, 2014, 11 of 11 vs. Gonzaga on March 11, 2014 and 10 of 10 vs. Hawaii on Dec. 6, 2014.
- 9** The number of consecutive seasons BYU has won at least 20 games and reached the postseason. Both streaks are program records.
- 17** The number of 3s BYU hit vs. Chaminade at the Maui Invitational on Nov. 25, a program record. The previous record was 15.
- 58** The number of consecutive games Tyler Haws has scored in double figures, a career-best streak and the 3rd-best streak in BYU history.
- 89.0** Tyler Haws' career free-throw percentage, first all-time in BYU history. He has hit 583 of 655 from the line in his career.
- 239** Dave Rose (2005 to present) is second all-time in BYU basketball history with 239 career victories, behind only the great Stan Watts, who coached the Cougars to 371 wins from 1949 to 1972 and was inducted into the Naismith Memorial Basketball Hall of Fame in 1986. Rose and Watts are the only BYU coaches to coach at least 300 career games.
- 2,187** The number of points Tyler Haws has scored in his career, good for 5th all-time and 98 from tying Devin Durrant for 4th. He is one of five Cougars all-time to reach 2,000 career points.

**LAST TIME OUT – COUGARS FALL SHORT AGAINST NO. 13 UTAH**

PROVO, Utah – Tyler Haws and Kyle Collinsworth combined for 40 points but BYU men's basketball fell short, 65-61, against No. 13 Utah in the Marriott Center Wednesday night.

"Congratulations to Larry, his staff and their team," BYU basketball coach Dave Rose said. "The one thing that you know from this game is that both teams were really competing and had their runs. A stretch where we're normally pretty good coming out of the locker room, but we had a hard time getting shots and they did a good job of taking us out of things and got us scattered. We tried to make a run back to finish it at the end, but came up a little short."

Haws finished with 23 points, eight rebounds and a block with Collinsworth finishing with 17 points, nine rebounds, five assists and a block on the night. Anson Winder contributed 10 points, four rebounds, two assists and two steals, while Skyler Halford had a game-high three steals.

The Cougars scored the first points of the game on Haws' drive to the rim at the 18:47 mark after Josh Sharp's block at the other end.

Utah took a 19-9 lead less than eight minutes into the game, but BYU went on a quick 6-0 run to cut its deficit to 24-17 with 8:51 left. The run was ignited with Collinsworth's assist to Corbin Kaufusi for a two-hand dunk and was followed by Halford's steal and bucket on the other end and Winder's steal and layup on the break at the 8:51 mark.

With under six minutes in the first half, Collinsworth threw down back-to-back dunks off Halford steals as part of a 14-0 BYU run. To continue the run, Collinsworth connected on the first 3-pointer of the game, which was followed by Kaufusi's block that led to a 3-pointer by Haws to tie the game at 28 apiece with 1:16 remaining in the half. Haws capped the run with another shot from deep with 33 seconds left and the Cougars entered halftime up 31-30.

Haws finished the half with 12 points and grabbed five rebounds, while Collinsworth added 11 points of his own. BYU held the Utes to 0 of 8 shooting from beyond the arc in the first half.

Chase Fischer made his first shot of the game from deep two minutes into the half to extend BYU's lead to four at 38-34. Collinsworth's drive ended a Utes 10-0 run before Haws' 3-pointer brought the Cougars within three with under 13 minutes remaining.

Utah continued to maintain its lead at 58-47, but was followed by a Haws' layup and Winder's shot from deep to cut Utah's lead to 58-52 with 4:41 left in the game. Winder connected on another 3-pointer to bring BYU within four and Collinsworth's putback at the 1:13 mark cut the deficit to 62-59, but the Cougars didn't get any closer falling 65-61.

**QUICK FACTS**

**University Information**

Location: Provo, Utah 84602  
 Elevation: 4,553 feet  
 Enrollment: 33,336 (Daytime)  
 Founded: October 15, 1875  
 Owned: The Church of Jesus Christ of Latter-day Saints  
 Nickname: Cougars  
 Mascot: Cosmo  
 Colors: Blue and White  
 Arena (capacity): Marriott Center (20,900)  
 Conference: West Coast Conference  
 President: Kevin J Worthen (BYU, 1979)  
 Athletic Director: Tom Holmoe (BYU, 1983)  
 Athletic Website: BYUCougars.com  
 Tickets: (801) 422-BYU1 or (800) 322-BYU1

**2014-15 Preview**

Lettermen Returning/Lost: 8/4  
 Newcomers: 6  
 Starters Returning/Lost: 4/1  
 Returning Scoring: 70.3% (2,061 of 2,931 pts)  
 Returning Rebounding: 67.9% (972 of 1,432 reb)  
 Returning Assists: 66.4% (361 of 544 ast)  
 Returning Blocks: 71.8% (74 of 103)  
 Returning Minutes: 74.6% (5,317 of 7,125)

**2013-14 Review**

Overall Record: 23-12  
 Conference Record/Finish: 13-5 (2nd)  
 2014 Postseason: (0-1 in the NCAA tournament)  
 2nd Round: Oregon – L, 68-87  
 2014 Final National Ranking: NR/NR

**BYU Coaching Staff**

Head Coach: Dave Rose  
 Alma Mater (year): Houston (1983)  
 Record at School (years): 239-81 (10th year)  
 Career Division I Record (years): same  
 Basketball Office Fax: (801) 422-5965  
 Assistant Coaches (Alma Mater, year)  
 Terry Nashif (BYU, 2005)  
 Tim LaComb (Utah, 2006)  
 Mark Pope (Kentucky, 1996)  
 Dir. of Basketball Operations: Cody Fueger (Utah, 2006)

**BYU History**

First Year of Basketball: 1903  
 All-Time Record: 1720-1041 (.623)  
 Winning Seasons: 87 (last 2014)  
 Regular Season Conf. Championships: 29 (last 2011)  
 Postseason Appearances (record): 39 (30-40)  
 Total NCAA Appearances (record): 28 (15-31)  
 Last NCAA Appearance: 2014  
 Second Round: L vs. No. 7 seed Oregon, 68-87  
 Total NIT Appearances (Record): 11 (15-9)  
 Last NIT Appearance: 2013  
 Result: Advanced to the semifinals

**2014-15 BYU STARTING LINEUPS**

Opponent	(1)	(2)	(3)	(4)	(5)
Long Beach State	Collinsworth	Fischer	Haws	Austin	Worthington
Arkansas-Little Rock	Collinsworth	Fischer	Haws	Austin	Worthington
Southern Virginia	Halford	Fischer	Haws	Austin	Worthington
vs. San Diego State	Collinsworth	Fischer	Haws	Austin	Worthington
vs. Chaminade	Collinsworth	Fischer	Haws	Austin	Worthington
vs. Purdue	Collinsworth	Fischer	Haws	Austin	Worthington
Eastern Kentucky	Collinsworth	Fischer	Haws	Austin	Neilson
at Utah State	Collinsworth	Fischer	Haws	Austin	Worthington
vs. Hawai'i	Collinsworth	Fischer	Haws	Austin	Worthington
Utah	Collinsworth	Fischer	Haws	Austin	Worthington
at Weber State					
Stanford					
UMass					
Gonzaga					
Portland					
at Santa Clara					
at San Francisco					
Pepperdine					
Loyola Marymount					
at Pacific					
at Saint Mary's					
at San Diego					
San Francisco					
Santa Clara					
at Pepperdine					
at Loyola Marymount					
Saint Mary's					
Pacific					
San Diego					
at Portland					
at Gonzaga					
Won-Loss Records	(1)	(2)	(3)	(4)	(5)
5-3	Collinsworth	Fischer	Haws	Austin	Worthington
1-0	Halford	Fischer	Haws	Austin	Worthington
1-0	Collinsworth	Fischer	Haws	Austin	Neilson

**GAMES PLAYED (RECORD)**

	2014-15	Career
Tyler Haws	10 (7-3)	114 (82-32)
Nate Austin	10 (7-3)	116 (80-36)
Anson Winder	10 (7-3)	110 (77-33)
Josh Sharp	8 (7-1)	100 (69-31)
Kyle Collinsworth	9 (6-3)	79 (60-19)
Skyler Halford	9 (7-2)	44 (30-14)
Frank Bartley IV	10 (7-3)	44 (30-14)
Luke Worthington	10 (7-3)	41 (28-13)
Ryan Andrus	4 (4-0)	same
Jordan Ellis	4 (4-0)	same
Chase Fischer	10 (7-3)	same
Corbin Kaufusi	9 (6-3)	same
Isaac Neilson	10 (7-3)	same
Dalton Nixon	8 (6-2)	same
Jake Toolson	7 (6-1)	same

**GAMES STARTED (RECORD)**

	2014-15	Career
Tyler Haws	10 (7-3)	112 (80-32)
Kyle Collinsworth	9 (6-3)	70 (52-18)
Anson Winder	0 (0-0)	25 (20-5)
Nate Austin	10 (7-3)	53 (35-18)
Josh Sharp	0 (0-0)	25 (18-7)
Skyler Halford	1 (1-0)	14 (11-3)
Luke Worthington	9 (6-3)	12 (9-3)
Chase Fischer	10 (7-3)	same
Isaac Neilson	1 (1-0)	same

**STREAKS**

Streak	2014-15	Overall
Current won/loss streak	1 loss	same
At home	1 loss	same
On the road	1 win	3 wins
On a neutral floor	1 win	same
At home vs. Nonconference	1 loss	same
At home vs. WCC	—	9 wins
On the road vs. Nonconference	1 win	same
On the road vs. WCC	—	2 wins
On a neutral floor vs. Nonconference	1 win	same
On a neutral floor vs. WCC	—	1 loss
At regular season tournament	1 loss	same
At WCC Tournament	—	1 loss
NCAA Tournament	—	2 losses
At NIT	—	1 loss
Games with a 3-point make	10 games	13 games
Vs. In-state teams	1 loss	same
At home vs. in-state teams	1 loss	same
On the road vs. in-state teams	1 win	same

**LEADS AND DEFICITS, BYU'S BIGGEST...**

Halftime lead	27 (49-22 vs. SVU)
Halftime lead lost in defeat	—
Halftime deficit	8 (33-41 vs. San Diego State)
Halftime deficit erased in victory	1 (46-47 vs. Long Beach State) 1 (31-32 at Utah State)
Overall lead	56 (97-41 vs. SVU)
Margin of victory	53 (101-48 vs. SVU)
Margin of defeat	5 (87-92 vs. San Diego State)
Lead lost in defeat	5 (76-71 vs. San Diego State)
Overall deficit	13 (11-24 vs. Utah)
Deficit overcome in victory	9 (17-26 vs. Hawaii)

## HONORS CANDIDATES

### Tyler Haws • All-America Candidate

- Ranks third in the nation in scoring at 24.3 points per game and 21st in free throw percentage at 91.5
- Has three games with 30-plus points, including a season high of 35 points at Utah State
- Named to the Wooden Award Preseason Top 50
- Named to the Naismith Trophy Men's 50 Watch List
- Named preseason All-America honorable mention by the Associated Press
- Selected to the preseason All-WCC team by the league's coaches
- Named All-America Honorable Mention, WCC Player of the Year, All-WCC First Team, USBWA All-District VIII First Team, WCC All-Tournament and the CollegeSportsMadness.com All-High Major First Team in 2013-14
- 2013-14 season averages of 23.2 ppg, 3.8 rpg, 1.5 apg and 1.0 spg and season shooting percentages of .463 from the field, .404 from three and .881 from the free throw line
- Had season highs of 48 points, 13 rebounds, 5 assists, 3 steals and 4 made 3-pointers
- Scored in double figures in all 33 games played, 20-plus points 21 times, 30-plus points 7 times and 40-plus points once
- Named to the All-Junior Team by ESPN's Rece Davis
- Named USBWA and NABC All-District

### Kyle Collinsworth • All-WCC, All-District Candidate

- Ranks 31st in the nation in assists and 33rd in steals
- One of only three players in the country with a triple-double: 19 points, 12 boards, 10 assists vs. Hawaii
- Named preseason All-WCC
- Named All-WCC First Team in 2013-14
- 2013-14 season averages of 14.0 ppg, 8.1 rpg, 4.6 apg and 1.7 spg and season shooting percentages of .497 from the field and .364 from three
- Had season highs of 20 points, 13 rebounds, 9 assists, 3 blocks and 5 steals
- Scored in double figures in 30 games, including a streak of 20-straight games
- In all games was: 14th in the WCC in scoring, 2nd in rebounding, 13th in field goal percentage, 3rd in assists, 3rd in steals, 11th in assist/turnover ratio, 5th in offensive rebounds, 3rd in defensive rebounds and 6th in minutes played (as of 3/12/14)

### Preseason Projections

Lindy's Sports College Basketball Preview

- Senior guard Tyler Haws ranked No. 1 in the nation among shooting guards
- Junior guard Kyle Collinsworth ranked No. 20 in the nation among small forwards (even though he plays the point)
- BYU picked to finish second in the WCC
- Tyler Haws named the preseason player of the year and to the five-man All-WCC first-team
- Kyle Collinsworth named to the five-man All-WCC second-team

Sporting News College Basketball Year Book

- Senior guard Tyler Haws and junior guard Kyle Collinsworth named to the 10-man all-conference team
- Chase Fischer named to the five-man all-newcomer team
- The Marriott Center named the top venue in the WCC
- BYU picked to finish second in the WCC

Athlon Sports College Basketball Preview

- Senior guard Tyler Haws ranked the second-best scorer in the country
- Senior guard Tyler Haws named the WCC preseason player of the year and to the five-man All-WCC first-team

Online Previews

- Yahoo! Sports named Tyler Haws and Kyle Collinsworth to its five-man All-WCC team and selected Haws as the preseason player of the year
- SI.com projects Tyler Haws to lead the nation in scoring in 2014-15
- CampusInsiders.com projects Tyler Haws to lead the nation in scoring in 2014-15

## 2014-15 STORYLINES AND NOTES

### Dave Rose

BYU head coach Dave Rose has led BYU to one of the most successful runs in program history since taking over in 2005. His career record of 239-81 ranks him second in BYU history in total victories and first in winning percentage (.747). Rose has been named conference coach of the year three times, district coach of the year twice, led the Cougars to four conference titles, seven NCAA tournament appearances, two NIT appearances, six 25-win seasons and nine 20-win seasons. In 2010, he led BYU to its first NCAA tournament win in 17 years and the Cougars won at least one postseason game in the next three seasons, including a spot in the Sweet 16 in 2011, a win in the 2012 NCAA tournament and a trip to the NIT semifinals in 2013.

### Hot start from downturn

BYU is hitting threes at a record-setting pace in 2014-15. Through eight games, the Cougars are on pace to nearly double last season's output and break the records for made threes and threes per game set in 2010-11. See below for more data on BYU's 3-point shooting during the Dave Rose era.

Season	Games Played	Games w/10-plus 3s	Total 3s	3s/Game	Season	Games Played	Games w/10-plus 3s	Total 3s	3s/Game
2005-06	29	5	202	7.0	2010-11	37	11	312	8.4
2006-07	34	7	256	7.5	2011-12	35	8	233	6.7
2007-08	35	11	285	8.1	2012-13	36	4	213	5.9
2008-09	33	8	238	6.8	2013-14	35	3	177	5.1
2009-10	36	9	292	8.1	2014-15	10	4	96	9.6

### Rose vs. the state

BYU basketball coach Dave Rose has compiled a record of 30-8 vs. in-state opponents since taking over in 2005-06. He has the best winning percentage (.789) of any coach vs. in-state teams during that time and is second in wins (Utah State's Stew Morrill is 31-11 vs. in-state teams since 2005-06, a .738 winning percentage). BYU won at Utah State 91-81 on Dec. 2, lost to Utah 65-61 on Dec. 10 and plays at Weber State on Dec. 13.

Opponent	W	L	Opponent	W	L
Utah	12	5	Weber State	9	0
Utah State	6	3	Southern Utah	3	0

### Cougars leading the league

In each of BYU's three seasons in the WCC, the Cougars have had the leading scorer in all games (Noah Hartsock in 2011-12, Tyler Haws in 2012-13 and 2013-14) and in league games (Brandon Davies in 2011-12, Haws in 2012-13 and 2013-14). Only one other school (Loyola Marymount from 1988-89 to 1991-92) has had the league's leading scorer in at least three-straight seasons in all games. In league games, a school has had the league's leading scorer in at least three-straight seasons three other times.

### Rose among the nation's best

Dave Rose is 10th in career winning percentage among active NCAA Division I head coaches (as of Dec. 10, 2014).

Rk	Coach	Yrs.	W	L	Pct.	Rk	Coach	Yrs.	W	L	Pct.
1	Mark Few, Gonzaga	15	411	101	.8027	7	Bruce Pearl, Auburn	19	465	149	.7573
2	Roy Williams, UNC	26	730	192	.7918	8	Bill Self, Kansas	21	539	175	.7549
3	Thad Matta, Ohio State	14	384	115	.7695	9	Jamie Dixon, Pittsburgh	11	293	99	.7474
4	Mike Krzyzewski, Duke	39	991	306	.7641	10	Dave Rose, BYU	9	239	81	.7469
5	John Calipari, Kentucky	22	565	175	.7635	11	Jim Boeheim, Syracuse	38	953	323	.7469
6	Bo Ryan, Wisconsin	30	713	225	.7601	12	Shaka Smart, VCU	5	142	49	.7435

### Number of games to...

See the table below for the number of games it has taken BYU's best scorers to reach various milestones.

1,500 Points	1,600 Points	1,700 Points	1,800 Points	1,900 Points
Danny Ainge - 77	Danny Ainge - 82	Danny Ainge - 87	Danny Ainge - 91	Danny Ainge - 96
Kresimir Cosic - 79	<b>Tyler Haws - 90</b>	<b>Tyler Haws - 93</b>	<b>Tyler Haws - 97</b>	Devin Durrant - 102
<b>Tyler Haws - 86</b>	Devin Durrant - 93	Devin Durrant - 96	Devin Durrant - 99	<b>Tyler Haws - 102</b>
Devin Durrant - 89	Michael Smith - 95	Michael Smith - 99	Michael Smith - 103	Michael Smith - 107
Michael Smith - 91	Fred Roberts - 103	Jimmer Fredette - 110	Jimmer Fredette - 114	Jimmer Fredette - 118
Fred Roberts - 98	Jimmer Fredette - 105	Fred Roberts - 111	Fred Roberts - 118	
2,000 Points	2,100 Points	2,200	2,300	2,400
Danny Ainge - 99	Danny Ainge - 102	Danny Ainge - 107	Danny Ainge - 112	Danny Ainge - 115
Devin Durrant - 106	Devin Durrant - 111	Devin Durrant - 114	Michael Smith - 122	Jimmer Fredette - 134
<b>Tyler Haws - 108</b>	<b>Tyler Haws - 112</b>	Michael Smith - 119	Jimmer Fredette - 131	
Michael Smith - 110	Michael Smith - 115	Jimmer Fredette - 127		
Jimmer Fredette - 120	Jimmer Fredette - 123			

### Fischer and the Cougars set 3-point shooting and scoring records

Junior guard Chase Fischer and his teammates set several BYU records in the Cougars' 121-85 win over Chaminade in the EA Sports Maui Invitational. See the list below:

#### Team Records

- Single-game record for 3-pointers in a game: 17 (previous record was 15, set three times)
- Record for most 3-pointers in a half: 14 in the first half (previous record was 10, set at Arizona in 2009)
- Tied most points in a first half: 66 (set previously set vs. Hofstra in 1983)
- Tied for fourth most points in a game with 121 (also the most points scored in the Dave Rose era)

#### Individual Records

- Chase Fischer set the BYU record for most threes in a single game: 10
- Chase Fischer set the BYU record for most threes in a half: 9 in the first
- Chase Fischer set the BYU record for most made threes without a miss to start a game: 8



**BYU'S RECORD WHEN ...**

Venue	14-15	H	A	N	Under Rose
Overall	7-3	4-1	1-0	2-2	239-81
Home	4-1	—	—	—	135-13
Away	1-0	—	—	—	69-43
Neutral	2-2	—	—	—	35-25
Lead at the half/end of game...	14-15	H	A	N	Under Rose
BYU leads at the half	5-1	3-1	0-0	2-0	197-24
Opponent leads at the half	2-2	1-0	1-0	0-2	36-53
Score tied at the half	0-0	0-0	0-0	0-0	6-4
BYU leads w/5 min left	7-0	4-0	1-0	2-0	226-8
Opponent leads w/5 min left	0-2	0-1	0-0	0-1	11-71
Score tied w/5 min left	0-1	0-0	0-0	0-1	2-2
BYU leads w/1 min left	7-1	4-0	1-0	2-1	233-2
Opponent leads w/1 min left	0-1	0-1	0-0	0-0	3-74
Score tied w/1 min left	0-1	0-0	0-0	0-1	3-5
Game goes into overtime	0-2	0-0	0-0	0-2	7-7
BYU scores...	14-15	H	A	N	Under Rose
100-plus points	2-0	1-0	0-0	1-0	14-1
90-99 points	5-0	3-0	1-0	1-0	44-2
80-89 points	0-2	0-0	0-0	0-2	79-11
70-79 points	0-0	0-0	0-0	0-0	78-23
60-69 points	0-1	0-1	0-0	0-0	20-38
60 or less points	0-0	0-0	0-0	0-0	4-6
Opponent scores...	14-15	H	A	N	Under Rose
100-plus points	0-0	0-0	0-0	0-0	2-3
90-99 points	1-1	1-0	0-0	0-1	3-8
80-89 points	2-1	0-0	1-0	1-1	13-29
70-79 points	2-0	1-0	0-0	1-0	53-34
60-69 points	1-1	1-1	0-0	0-0	99-7
50-59 points	0-0	0-0	0-0	0-0	50-0
50 or less points	1-0	0-0	0-0	0-0	19-0
BYU double figure scorers	14-15	H	A	N	Under Rose
One player in double figures	0-0	0-0	0-0	0-0	1-4
Two players in double figures	1-1	1-0	0-0	0-1	27-20
Three players in double figures	1-1	0-1	1-0	0-0	86-35
Four players in double figures	3-0	1-0	0-0	2-0	83-17
Five players in double figures	1-1	1-0	0-0	0-1	31-5
Six players in double figures	0-0	0-0	0-0	0-0	10-0
Seven players in double figures	1-0	1-0	0-0	0-0	1-0
Shooting, rebounding and TOs	14-15	H	A	N	Under Rose
BYU shoots 50% or better	5-0	4-0	0-0	1-0	106-9
Opponent shoots 50% or better	1-0	1-0	0-0	0-0	15-31
BYU outshoots opponent	5-0	3-0	0-0	2-0	195-15
Opponent outshoots BYU	2-3	1-1	1-0	0-2	43-64
Teams shoot equal FG%	0-0	0-0	0-0	0-0	1-2
BYU outrebounds opponent	7-0	4-0	1-0	2-0	183-23
Opponent outrebounds BYU	0-3	0-1	0-0	0-2	45-55
BYU, opponent tie in rebounds	0-0	0-0	0-0	0-0	11-3
BYU has a positive TO margin	4-3	3-1	1-0	0-2	152-33
BYU has a negative TO margin	2-0	1-0	0-0	1-0	63-41
BYU, opponent tie in TOs	1-0	0-0	0-0	1-0	24-7
Wins, losses and rest	14-15	H	A	N	Under Rose
Coming off a win	4-3	2-1	1-0	1-2	175-64
Coming off a loss	3-0	2-0	0-0	1-0	64-17
Two-plus days between games	5-2	3-1	1-0	1-1	199-62
One day between games	0-0	0-0	0-0	0-0	28-6
Playing the next day	2-1	1-0	0-0	1-1	12-13
Days	14-15	H	A	N	Under Rose
Monday	0-1	0-0	0-0	0-1	6-2
Tuesday	3-0	1-0	1-0	1-0	36-6
Wednesday	1-2	1-1	0-0	0-1	50-14
Thursday	0-0	0-0	0-0	0-0	26-18
Friday	1-0	1-0	0-0	0-0	24-7
Saturday	2-0	1-0	0-0	1-0	97-34

**DUNKS**

	2014-15	Career
Nate Austin	0	16
Tyler Haws	3	17
Josh Sharp	1	13
Anson Winder	1	3
Matt Carlino	0	2
Kyle Collinsworth	7	35
Frank Bartley IV	0	2
Luke Worthington	3	3
Dalton Nixon	3	3
Corbin Kaufusi	1	1
BYU	19	
Opponents	6	

**BYU'S RECORD WHEN ...**

On television	14-15	H	A	N	Under Rose
All games on TV	7-3	4-1	1-0	2-2	203-75
On BYUtv	5-0	4-0	0-0	1-0	68-6
On ESPN	0-0	0-0	0-0	0-0	1-2
On ESPN2	1-2	0-0	0-0	1-2	8-15
On ESPNU	0-1	0-0	0-0	0-0	12-5
On ESPNEWS	0-0	0-0	0-0	0-0	1-0
On TWC/ROOT Sports	0-0	0-0	0-0	0-0	4-4
On truTV	0-0	0-0	0-0	0-0	1-3
On CBS	0-0	0-0	0-0	0-0	4-5
On CBS Sports Network	1-0	0-0	1-0	0-0	15-7
On Pac-12 Network	0-0	0-0	0-0	0-0	0-2
Top 25	14-15	H	A	N	Under Rose
vs. a top 25 opponent	0-2	0-1	0-0	0-1	9-26
as a top 25 team	0-0	0-0	0-0	0-0	57-16
Months	14-15	H	A	N	Under Rose
November	5-2	4-0	0-0	1-2	49-12
December	2-1	0-1	1-0	1-0	53-19
January	0-0	0-0	0-0	0-0	55-19
February	0-0	0-0	0-0	0-0	51-12
March	0-0	0-0	0-0	0-0	31-18
April	0-0	0-0	0-0	0-0	0-1
Margin of victory/defeat	14-15	H	A	N	Under Rose
1-4 points	0-2	0-1	0-0	0-1	24-19
5-9 points	1-1	1-0	0-0	0-1	42-21
10-15 points	2-0	1-0	1-0	0-0	60-24
16-19 points	0-0	0-0	0-0	0-0	28-12
20-29 points	2-0	1-0	0-0	1-0	50-5
30-39 points	1-0	0-0	0-0	1-0	22-0
40-49 points	0-0	0-0	0-0	0-0	8-0
50+ points	1-0	1-0	0-0	0-0	5-0

**FREE THROW STREAKS**

Haws	31	3/8/14 - 11/14/14
Haws	24	12/2/14 - 12/10/14
Halford	18	2/13/14 - present
Haws	14	11/26/14 - 12/2/14
Collinsworth	12	11/29/14 - 12/6/14

**LATE GAME FREE THROWS, 5:00-2:00**

Player	Season	Career
Nate Austin	2-2 (1.000)	5-10 (.500)
Kyle Collinsworth	2-2 (1.000)	18-32 (.563)
Tyler Haws	10-10 (1.000)	73-80 (.913)
Josh Sharp	1-2 (.500)	5-10 (.500)
Anson Winder	0-0 (.000)	9-13 (.692)
Skylar Halford	0-0 (.000)	7-8 (.875)
Frank Bartley IV	0-0 (.000)	1-2 (.500)
Luke Worthington	0-0 (.000)	1-2 (.500)
Isaac Neilson	1-3 (.333)	1-3 (.333)
Corbin Kaufusi	2-3 (.667)	2-3 (.667)
Chase Fischer	2-2 (1.000)	2-2 (1.000)
Totals	20-24 (.833)	
Under Rose	585-805 (.727)	

**LATE GAME FREE THROWS, 2:00-0:00**

Player	Season	Career
Nate Austin	1-2 (.500)	12-18 (.667)
Kyle Collinsworth	6-6 (1.000)	21-38 (.553)
Tyler Haws	10-10 (1.000)	81-87 (.931)
Josh Sharp	0-0 (.000)	8-12 (.667)
Anson Winder	7-8 (.875)	26-37 (.703)
Luke Worthington	0-0 (.000)	2-4 (.500)
Frank Bartley IV	2-3 (.667)	3-10 (.300)
Skylar Halford	6-6 (1.000)	18-18 (1.000)
Chase Fischer	2-2 (1.000)	2-2 (1.000)
Isaac Neilson	1-2 (.500)	1-2 (.500)
Dalton Nixon	1-1 (1.000)	1-1 (1.000)
Totals	36-40 (.900)	
Under Rose	766-1019 (.752)	

**2014-15 SCORING BY HALF (BYU-OPPONENT)**

Opponent	1st half	Margin	FG %	2nd half	Margin	FG %	OT	Margin	FG %	Final	Margin	FG %
Long Beach State	46-47	-1	<b>53.8</b> -50.0	49-43	+6	50.0-58.6	---	---	---	95-90	+5	51.9-54.1
Arkansas-Little Rock	37-28	+9	46.7-25.8	54-34	+20	59.0-43.3	---	---	---	91-62	+29	53.6-34.4
Southern Virginia	49-22	<b>+27</b>	47.2-28.6	52-26	<b>+26</b>	62.5-29.6	---	---	---	101-48	<b>+53</b>	54.4-29.0
vs. San Diego State	33-41	-8	39.9-48.5	34-26	+8	43.3-47.6	<b>20</b> -25	-5	<b>30.0</b> -50.0	87-92	-5	38.5-48.5
vs. Chaminade	<b>66</b> -43	+23	62.2-38.9	55-42	+13	48.6-36.1	---	---	---	<b>121</b> -85	+36	55.4-37.5
vs. Purdue	35-40	-5	37.9-50.0	46-41	+5	53.6-41.7	4-6	-2	20.0-42.9	85-87	-2	43.5-45.8
Eastern Kentucky	32-30	+2	50.0-52.4	58-46	+12	<b>64.5</b> -46.4	---	---	---	90-76	+14	<b>58.2</b> -49.0
at Utah State	31-32	-1	33.3-46.4	<b>60</b> -49	+11	45.5-44.8	---	---	---	91-81	+10	39.4-45.6
vs. Hawai'i	37-30	+7	41.2-37.5	53-40	+13	57.7-38.2	---	---	---	90-70	+20	48.3-37.9
Utah	31-30	+1	42.9-40.7	30-35	-5	32.4-52.4	---	---	---	61-65	-4	36.9-45.8
at Weber State												
Stanford												
UMass												
Gonzaga												
Portland												
at Santa Clara												
at San Francisco												
Pepperdine												
Loyola Marymount												
at Pacific												
at Saint Mary's												
at San Diego												
San Francisco												
Santa Clara												
at Pepperdine												
at Loyola Marymount												
Saint Mary's												
Pacific												
San Diego												
at Portland												
at Gonzaga												
Season Totals	39.7-34.8	+5.4	45.6-41.3	49.1-38.2	+10.9	51.4-43.4	12.0-15.5	-3.5	28.0-47.4	91.2-75.6	+15.6	47.8-42.4

\* Superlatives in bold

**2014-15 Offensive Trends (BYU-Opponent)**

Opponent	Points/Paint	Points Off TO	2nd Chance Points	Fastbreak Points	Bench Points	Big Run	Big Lead
Long Beach State	24 34	19 15	4 13	9 7	43 26	9-0/6-0	10/5
Arkansas-Little Rock	52 20	24 7	10 13	14 0	34 21	14-0/8-0	31/3
Southern Virginia	<b>54</b> 16	<b>35</b> 8	<b>20</b> 12	<b>24</b> 2	<b>66</b> 26	<b>16-0</b> /7-0	<b>56</b> /-
vs. San Diego State	28 40	15 13	15 22	4 8	29 30	8-0/11-0	5/11
vs. Chaminade	34 32	27 8	17 17	11 9	50 29	<b>16-0</b> /8-0	36/-
vs. Purdue	28 38	17 9	16 7	14 2	27 20	7-0/11-0	4/8
Eastern Kentucky	30 26	22 17	12 5	10 2	33 15	9-0/6-0	25/3
at Utah State	26 26	18 4	18 8	11 2	24 4	12-0/6-0	14/5
vs. Hawai'i	34 38	12 22	14 11	16 4	21 7	13-0/13-0	24/9
Utah	26 32	24 13	10 7	8 6	16 27	14-0/10-0	4/13
at Weber State							
Stanford							
UMass							
Gonzaga							
Portland							
at Santa Clara							
at San Francisco							
Pepperdine							
Loyola Marymount							
at Pacific							
at Saint Mary's							
at San Diego							
San Francisco							
Santa Clara							
at Pepperdine							
at Loyola Marymount							
Saint Mary's							
Pacific							
San Diego							
at Portland							
at Gonzaga							
Season Totals	336 302	213 116	136 115	121 42	343 205		
Times Led, Record (W/L/T)	4-0/2-3/1-0	6-3/1-0/0-0	4-2/2-1/1-0	7-2/0-1/0-0	7-1/0-2/0-0		
Under Rose (W/L/T)	154-28/70-51/15-2	188-31/44-47/7-3	151-34/74-44/14-3	174-43/41-26/24-12	138-33/95-45/6-3		

\* Superlatives in bold





2014-15 WCC Standings (as of 12/10/14)

	Overall	Pct	WCC	Pct
Gonzaga	8-1	.889	0-0	.000
Pepperdine	5-1	.833	0-0	.000
Saint Mary's	5-1	.833	0-0	.000
Portland	6-2	.750	0-0	.000
<b>BYU</b>	<b>7-3</b>	<b>.700</b>	<b>0-0</b>	<b>.000</b>
Pacific	6-3	.667	0-0	.000
San Francisco	5-3	.625	0-0	.000
Santa Clara	4-4	.500	0-0	.000
San Diego	4-5	.444	0-0	.000
Loyola Marymount	3-4	.429	0-0	.000

2014-15 WCC Players of the Week

Nov. 17	Brandon Clark, Santa Clara
Nov. 24	Brad Waldow, Saint Mary's
Dec. 1	Kevin Pangos, Gonzaga
Dec. 8	Kyle Collinsworth, BYU

2014-15 Preseason All-WCC Team

Player	School	Yr.	Pos.
Jared Brownridge	Santa Clara	So.	G
<i>Kyle Collinsworth</i>	<i>BYU</i>	<i>Jr.</i>	<i>G</i>
Stacy Davis	Pepperdine	Jr.	F
Johnny Dee	San Diego	Sr.	G
<i>Tyler Haws</i>	<i>BYU</i>	<i>Sr.</i>	<i>G</i>
Przemek Karnowski	Gonzaga	Jr.	C
Kevin Pangos	Gonzaga	Sr.	G
Kriuze Pinkins	San Francisco	Sr.	F
Thomas van der Mars	Portland	Sr.	C
Brad Waldow	Saint Mary's	Sr.	C

2014-15 WCC Preseason Poll

Team (First Place Votes)	Points
1. Gonzaga (9)	81
2. <b>BYU (1)</b>	<b>69</b>
3. Saint Mary's	62
4. San Francisco	59
5. San Diego	47
6. Portland	45
7. Pepperdine	29
7. Santa Clara	29
9. Loyola Marymount	19
10. Pacific	10

TEAM	All	Conf
WCC Stats (as of 12/7/14)		
Scoring Offense	1	-
Scoring Defense	10	-
Scoring Margin	2	-
FT Percentage	1	-
FG Percentage	2	-
FG Percentage Defense	7	-
3FG Percentage	1	-
3FG Percentage Defense	9	-
3-Point FG Made/Game	1	-
Rebounding Offense	1	-
Rebounding Defense	7	-
Rebounding Margin	4	-
Blocked Shots	5	-
Assists	1	-
Steals	1	-
Turnover Margin	1	-
Assist/Turnover Ratio	2	-
Offensive Rebounds	1	-
Defensive Rebounds	2	-
Defensive Reb Pct	6	-
Offensive Reb Pct	5	-
NCAA Stats (as of 12/10/14)	Rank	Actual
Won-Lost Percentage	98	70.0
Scoring Offense	1	91.2
Scoring Defense	319	75.6
Scoring Margin	33	15.6
Field-Goal Percentage	55	47.8
Field-Goal Pct Defense	183	42.4
3-Point Field Goals/Game	13	9.6
3-Point Field-Goal Pct	39	39.7
3-Point FG Defense	223	34.7
Free-Throw Percentage	20	75.5
Rebound Margin	58	6.4
Assists Per Game	5	19.2
Assist Turnover Ratio	21	1.44
Blocked Shots Per Game	220	3.0
Steals Per Game	24	9.2
Turnovers Per Game	162	13.3
Turnover Margin	45	3.2
Personal Fouls Per Game	301	21.5

INDIVIDUAL	Top BYU player - All	Rank	Top BYU player - Conf	Rank
WCC (as of 12/7/14)				
Scoring	Tyler Haws	1	-	-
Rebounding	Kyle Collinsworth	7	-	-
FG Percentage	Anson Winder	6	-	-
Assists	Kyle Collinsworth	4	-	-
FT Percentage	Tyler Haws	1	-	-
Steals	Kyle Collinsworth	1	-	-
3FG Percentage	Jake Toolson	T3	-	-
3FG Made/Game	Chase Fischer	2	-	-
Blocked Shots	Collinsworth/Kaufusi	T14	-	-
Assist/TO Ratio	Kyle Collinsworth	10	-	-
Offensive Rebounds	Kyle Collinsworth	T13	-	-
Defensive Rebounds	Kyle Collinsworth	7	-	-
Minutes Played	-	-	-	-
NCAA Stats (as of 12/10/14)	BYU Player	Rank	Actual	
Points Per Game	Tyler Haws	3	24.3	
Field Goal Percentage	Anson Winder	75	55.3	
3-Point FGs Per Game	Chase Fischer	23	3.3	
3-Point FG Percentage	Chase Fischer	64	41.8	
Free-Throw Percentage	Tyler Haws	21	91.5	
Assists Per Game	Kyle Collinsworth	31	5.7	
Steals Per Game	Kyle Collinsworth	33	2.44	
Triple-Doubles	Kyle Collinsworth	T1	1	
Free Throws Made	Tyler Haws	3	65	
Free Throw Attempts	Tyler Haws	8	71	

**BYU BASKETBALL**

**ROSTER AND CAREER HIGHS**

No.	Name	Pos.	Ht.	Wt.	Yr.	Hometown (Previous School)	Pronunciations
1	Chase Fischer	G	6-3	195	Jr.	Ripley, W.Va. (Wake Forest)	JAMAL AYTES ATE-s or 8's
2	Jordan Ellis	G	6-1	185	Jr.	Medford, Ore. (North Medford HS)	BOB MEDINA meh-DEE-nuh
3	Tyler Haws	G	6-5	200	Sr.	Alpine, Utah (Lone Peak HS)	
5	Kyle Collinsworth	G	6-6	215	Jr.	Provo, Utah (Provo HS)	SKYLER HALFORD HAL-ford
10	Ryan Andrus	G	6-10	220	Fr.	American Fork, Utah (American Fork HS)	TERRY NASHIF NASH-if
12	Josh Sharp	F	6-7	185	Sr.	Highland, Utah (Utah)	
15	Jake Toolson	G	6-5	210	Fr.	Gilbert, Ariz. (Highland HS)	CORBIN KAUFUSI KAW-foo-see
20	Anson Winder	G	6-3	195	Sr.	Las Vegas, Nev. (Bishop Gorman HS)	ROBERT RAMOS RAY-mus
21	Kyle Davis*	F	6-7	225	Jr.	Draper, Utah (Utah State)	
23	Skyler Halford	G	6-1	180	Sr.	Orem, Utah (SLCC)	ANSON WINDER AN-sun WINE-der
24	Frank Bartley IV	G	6-3	200	So.	Baton Rouge, La. (Future College Prep)	
25	Jordan Chatman	G	6-4	195	Fr.	Vancouver, Wash. (Union HS)	
30	Dalton Nixon	F	6-8	230	Fr.	Orem, Utah (Orem HS)	
33	Nate Austin	F	7-0	230	Sr.	Alpine, Utah (Lone Peak HS)	
35	Isaac Neilson	C	6-10	230	Fr.	Mission Viejo, Calif. (Mission Viejo HS)	
40	Jamal Aytes	F	6-6	230	So.	San Diego, Calif. (JSerra Catholic HS)	
41	Luke Worthington	F	6-10	245	So.	Mequon, Wis. (Homestead HS)	
44	Corbin Kaufusi	C	6-10	260	Fr.	Provo, Utah (Timpview HS)	

Head Coach: Dave Rose, 10th year (Houston, 1983)

Assistant Coaches: Terry Nashif (BYU, 2005); Tim LaComb (Utah, 2006); Mark Pope (Kentucky, 1996)

Director of Basketball Operations: Cody Fueger (Utah, 2006)

Coordinator of Player Development: Garrett Faucette (BYU, 2008)

Team Trainer: Robert Ramos (BYU, 1995)

Strength and Conditioning Coach: Bob Medina (UNLV, 1988)

**2014-15 SEASON AND CAREER HIGHS**

#	Player		Points	Rebounds	Assists
1	Chase Fischer	Season	30 vs. Chaminade	5 vs. Hawaii	5, twice, last vs. Hawai'i
		Career	same	same	same
2	Jordan Ellis	Season	2 vs. SVU	2 vs. Chaminade	1, twice, last vs. Hawai'i
		Career	same	same	same
3	Tyler Haws	Season	35 at Utah State	8 vs. Utah	5 vs. Arkansas-Little Rock
		Career	48 at Portland (13-14)	13 vs. Weber State (13-14)	6 vs. Idaho State (09-10)
5	Kyle Collinsworth	Season	21 vs. San Diego State	12 vs. Hawai'i	10 vs. Hawai'i
		Career	23 vs. Loyola Marymount (13-14)	16 vs. Loyola Marymount (13-14)	same
12	Josh Sharp	Season	4 vs. Southern Virginia	4 vs. Southern Virginia	1, twice, last vs. EKU
		Career	14 at Gonzaga (12-13), vs. SCU (12-13)	12 vs. LMU (12-13)	3, 3 times, last vs. Oregon (13-14)
15	Jake Toolson	Season	15 vs. Southern Virginia	7 vs. Southern Virginia	4 vs. Southern Virginia
		Career	same	same	same
20	Anson Winder	Season	19 vs. EKU	8 vs. Chaminade	6 vs. Hawai'i
		Career	22 vs. Mount St. Mary's (13-14)	same	9 vs. Northern Arizona (11-12)
23	Skyler Halford	Season	18 vs. Long Beach State	4 at Utah State	7 vs. Long Beach State
		Career	28 vs. San Diego (13-14)	6, twice, last vs. Santa Clara (13-14)	same
24	Frank Bartley IV	Season	4, twice, last vs. EKU	6 vs. Southern Virginia	7 vs. Southern Virginia
		Career	16 vs. Mount St. Mary's (13-14)	7 vs. Mount St. Mary's, at LMU (13-14)	same
30	Dalton Nixon	Season	10 vs. Southern Virginia	3 vs. SVU, vs. SDSU, vs. Chaminade	2 vs. Southern Virginia, vs. San Diego State
		Career	same	same	same
33	Nate Austin	Season	8 vs. Arkansas-Little Rock	11 vs. Arkansas-Little Rock	3 vs. Long Beach State, vs. Chaminade
		Career	15 vs. Weber State (11-12)	16 vs. San Francisco (13-14)	4 vs. ENMU (12-13), vs. PVAMU (13-14)
35	Isaac Neilson	Season	13 vs. Southern Virginia	7 vs. Southern Virginia	2 vs. Southern Virginia
		Career	same	same	same
41	Luke Worthington	Season	12 vs. Southern Virginia	6 at Utah State	1, 6 times, last vs. Utah
		Career	same	same	same
44	Corbin Kaufusi	Season	8 vs. Chaminade	6 vs. Chaminade	1 vs. Southern Virginia
		Career	same	same	same

**GEOGRAPHIC BREAKDOWN**

Arizona	Jake Toolson
California	Jamal Aytes, Isaac Neilson
Louisiana	Frank Bartley IV
Nevada	Anson Winder
Oregon	Jordan Ellis
Utah	Ryan Andrus, Nate Austin, Kyle Collinsworth, Kyle Davis, Skyler Halford, Tyler Haws, Corbin Kaufusi, Dalton Nixon, Josh Sharp
Washington	Jordan Chatman
West Virginia	Chase Fischer
Wisconsin	Luke Worthington

**CLASS BREAKDOWN**

Seniors	Juniors	Sophomores	Freshmen
Nate Austin Skyler Halford Tyler Haws Josh Sharp Anson Winder	Kyle Collinsworth Kyle Davis* Jordan Ellis Chase Fischer	Jamal Aytes Frank Bartley IV Luke Worthington	Ryan Andrus Jake Toolson Jordan Chatman Dalton Nixon Isaac Neilson Corbin Kaufusi
*Sitting out in 2014-15 due to NCAA transfer rules			

#1 • CHASE FISCHER  
6-3 • 195 • JR • GUARD



RIPLEY, WEST VIRGINIA  
WAKE FOREST

2014-15 SEASON HIGHS

PTS	30 vs. Chaminade – 11/25/14
1st H	27 vs. Chaminade – 11/25/14
2nd H	12 vs. Hawai'i – 12/6/14
REB	5 vs. Hawai'i – 12/6/14
AST	5, twice, last vs. Hawai'i – 12/6/14
STL	3 vs. Hawai'i – 12/6/14
BLK	1 vs. SDSU – 11/24/14
FGM	10 vs. Chaminade – 11/25/14
FGA	14 vs. Chaminade – 11/25/14
3PM	10 vs. Chaminade – 11/25/14
3PA	13 vs. Chaminade – 11/25/14
FTM	5 vs. LBSU – 11/14/14
FTA	5, twice, last vs. Hawai'i – 12/6/14

MISCELLANEOUS

	14-15	Career
Double-Figure Points	7 (6-1)	same
20-plus Points	3 (3-0)	same
Double-Figure Reb	0 (0-0)	same
Double-Doubles	0 (0-0)	same
3-plus Steals	1 (1-0)	same
3-plus Blocks	0 (0-0)	same
3-plus 3-point FG	6 (5-1)	same
Scoring Leader	2 (2-0)	same
Rebound Leader	0 (0-0)	same
Assist Leader	0 (0-0)	same

2014-15 SEASON — PPG: 14.0 RPG: 2.3 APG: 2.5 SPG: 0.9 BPG: 0.1 FG%: .438 3FG%: .418 FT%: .750

Last Time Out

- Scored 3 points and added an assist against Utah

In 2014-15 • Junior

- A team captain
- Set a BYU record with 10 threes vs. Chaminade for a career-high 30 points
- Scored 17 points on 4 of 8 3-point shooting and 5 of 5 from the free throw line ... also had 5 assists, 3 rebounds and 1 steal vs. Long Beach State
- Totaled 19 points on 7 of 12 shooting, 4 of 7 from three, vs. UALR
- Had 20 points, hit 4 of 8 threes, added 3 rebounds and 2 assists vs. EKU
- Totaled 20 points, 5 boards , 5 assists and 3 steals vs. Hawai'i

Before BYU

- Played in 62 games and started six times for the Wake Forest Demon Deacons in 2011-12 and 2012-13
- A team captain as a sophomore in 2012-13
- As a sophomore averaged 4.5 points and 1.1 rebounds in 14.2 minutes per game while shooting .395 from the field, .422 from three and .600 from the free-throw line
- Scored a career-high 15 points while hitting a career-best 5 of 8 from three vs. High Point on Dec. 5, 2012
- Scored in double figures five times and hit two-plus threes 10 times
- As a freshman in 2011-12 averaged 6.3 points, 2.2 rebounds and 1.5 assists in 26.1 minutes per game and shot .350 from the field, .320 from three and .821 from the free-throw line

- Scored in double figures nine times and hit two-plus threes 12 times
- Prepped at Ripley High School
- A 2011 first-team Parade All-American
- 2011 Gatorade Boys Basketball Player of the Year for the state of West Virginia and a McDonald's All-America nominee
- Two-time first team all-state selection in 2009-10 and 2010-11
- Received the 2011 Bill Evans Award, which goes to the state's player of the year (was second in the voting as a junior)

Personal

- Parents are John and Robin Fischer
- Older brother Noah played college basketball at Marshall and University of Charleston
- Before committing to Wake Forest was also recruited by Marshall, Ohio, UCF and VCU

2014-15 GAME-BY-GAME

Opponent	Date	GS	Min	FG	FGA	Pct	3FG	FGA	Pct	FT	FTA	Pct	Off	Def	TR	Avg	PF	FO	A	TO	Blk	Stl	Pts	Avg	
Long Beach State	11/14/14	*	31	4	9	.444	4	8	.500	5	5	1.000	0	3	3	3.0	3	0	5	2	0	1	17	17.0	
Arkansas-Little Rock	11/18/14	*	28	7	12	.583	4	7	.571	1	1	1.000	0	2	2	2.5	1	0	1	2	0	1	19	18.0	
Southern Virginia	11/19/14	*	16	4	9	.444	0	4	.000	2	4	.500	0	3	3	2.7	1	0	3	2	0	0	10	15.3	
vs. San Diego State	11/24/14	*	42	4	13	.308	3	9	.333	0	0	.000	0	1	1	2.3	2	0	2	3	1	1	11	14.3	
vs. Chaminade	11/25/14	*	23	10	14	.714	10	13	.769	0	0	.000	0	0	0	1.8	2	0	3	0	0	1	30	17.4	
vs. Purdue	11/26/14	*	38	2	11	.182	2	11	.182	1	2	.500	0	3	3	2.0	1	0	2	3	0	1	7	15.7	
Eastern Kentucky	11/29/14	*	27	7	12	.583	4	8	.500	2	3	.667	0	3	3	2.1	2	0	2	3	0	0	20	16.3	
at Utah State	12/02/14	*	17	1	9	.111	1	5	.200	0	0	.000	1	2	3	2.3	1	0	1	0	0	1	3	14.6	
vs. Hawai'i	12/06/14	*	32	6	11	.545	4	9	.444	4	5	.800	1	4	5	2.6	2	0	5	3	0	3	20	15.2	
Utah	12/10/14	*	22	1	5	.200	1	5	.200	0	0	.000	0	0	0	2.3	4	0	1	1	0	0	3	14.0	
at Weber State	12/13/14																								
Stanford	12/20/14																								
UMass	12/23/14																								
Gonzaga	12/27/14																								
Portland	12/29/14																								
at Santa Clara	01/01/15																								
at San Francisco	01/03/15																								
Pepperdine	01/08/15																								
Loyola Marymount	01/10/15																								
at Pacific	01/15/15																								
at Saint Mary's	01/17/15																								
at San Diego	01/24/15																								
San Francisco	01/29/15																								
Santa Clara	01/31/15																								
at Pepperdine	02/05/15																								
at Loyola Marymount	02/07/15																								
Saint Mary's	02/12/15																								
Pacific	02/14/15																								
San Diego	02/19/15																								
at Portland	02/26/15																								
at Gonzaga	02/28/15																								
Totals			10	276	46	105	.438	33	79	.418	15	20	.750	2	21	23	2.3	19	0	25	19	1	9	140	14.0

CAREER STATISTICS (ALL GAMES)


Year	GP	GS	Min	Avg	FG	FGA	Pct	3FG	FGA	Pct	FT	FTA	Pct	Off	Def	TR	Avg	PF	FO	A	TO	Blk	Stl	Pts	Avg
2014-15	10	10	276	27.6	46	105	.438	33	79	.418	15	20	.750	2	21	23	2.3	19	0	25	19	1	9	140	14.0
TOTAL	10	10	276	27.6	46	105	.438	33	79	.418	15	20	.750	2	21	23	2.3	19	0	25	19	1	9	140	14.0

CAREER STATISTICS (CONFERENCE GAMES)

Year	GP	GS	Min	Avg	FG	FGA	Pct	3FG	FGA	Pct	FT	FTA	Pct	Off	Def	TR	Avg	PF	FO	A	TO	Blk	Stl	Pts	Avg
2014-15																									
TOTAL																									

#2 • JORDAN ELLIS  
6-1 • 180 • JR • GUARD

2014-15 SEASON — PPG: 0.5 RPG: 0.5 APG: 0.5 SPG: 0.0 BPG: 0.0 FG%: 1.000 3FG%: .000 FT%: .000



MEDFORD, OREGON  
PORTLAND STATE

**Last Time Out**

- Did not play against Utah

**In 2014-15 • Junior**

- Scored 2 points in 16 minutes during his BYU debut against SVU

**Before BYU**

- A three-time letterwinner at North Medford High School
- A three-time first-team all-conference honoree
- North Medford's all-time leading scorer
- Lettered in football and track
- Also attended Grayson County College in Texas and Portland State prior to BYU

**Personal**

- Parents are Jerry and Dee Ellis
- Has two brothers and one sister
- Served a two-year mission for The Church of Jesus Christ of Latter-day Saints in Boston, Massachusetts

**2014-15 SEASON HIGHS**

PTS	2 vs. SVU – 11/19/14
1st H	—
2nd H	2 vs. SVU – 11/19/14
REB	2 vs. Chaminade – 11/25/14
AST	1, twice, last vs. Hawai'i – 12/6/14
STL	—
BLK	—
FGM	1 vs. SVU – 11/19/14
FGA	1 vs. SVU – 11/19/14
3PM	—
3PA	—
FTM	—
FTA	—

**MISCELLANEOUS**

	14-15	Career
Double-Figure Points	0 (0-0)	same
20-plus Points	0 (0-0)	same
Double-Figure Reb	0 (0-0)	same
Double-Doubles	0 (0-0)	same
3-plus Steals	0 (0-0)	same
3-plus Blocks	0 (0-0)	same
3-plus 3-point FG	0 (0-0)	same
Scoring Leader	0 (0-0)	same
Rebound Leader	0 (0-0)	same
Assist Leader	0 (0-0)	same

**2014-15 GAME-BY-GAME**

Opponent	Date	GS	Min	FG	FGA	Pct	3FG	FGA	Pct	FT	FTA	Pct	Off	Def	TR	Avg	PF	FO	A	TO	Blk	Stl	Pts	Avg	
Long Beach State	11/14/14																								
Arkansas-Little Rock	11/18/14																								
Southern Virginia	11/19/14		16	1	1	1.000	0	0	.000	0	0	.000	0	0	0.0	1	0	0	0	0	0	2	2.0		
vs. San Diego State	11/24/14																								
vs. Chaminade	11/25/14		5	0	0	.000	0	0	.000	0	0	.000	0	2	2	1.0	0	0	1	0	0	0	0	1.0	
vs. Purdue	11/26/14																								
Eastern Kentucky	11/29/14		0+	0	0	.000	0	0	.000	0	0	.000	0	0	0	0.7	0	0	0	0	0	0	0	0.7	
at Utah State	12/02/14																								
vs. Hawai'i	12/06/14		1	0	0	.000	0	0	.000	0	0	.000	0	0	0	0.5	0	0	1	1	0	0	0	0.5	
Utah	12/10/14																								
at Weber State	12/13/14																								
Stanford	12/20/14																								
UMass	12/23/14																								
Gonzaga	12/27/14																								
Portland	12/29/14																								
at Santa Clara	01/01/15																								
at San Francisco	01/03/15																								
Pepperdine	01/08/15																								
Loyola Marymount	01/10/15																								
at Pacific	01/15/15																								
at Saint Mary's	01/17/15																								
at San Diego	01/24/15																								
San Francisco	01/29/15																								
Santa Clara	01/31/15																								
at Pepperdine	02/05/15																								
at Loyola Marymount	02/07/15																								
Saint Mary's	02/12/15																								
Pacific	02/14/15																								
San Diego	02/19/15																								
at Portland	02/26/15																								
at Gonzaga	02/28/15																								
Totals		0	22	1	1	1.000	0	0	.000	0	0	.000	0	2	2	0.5	1	0	2	1	0	0	2	0.5	

**CAREER STATISTICS (ALL GAMES)**

Year	GP	GS	Min	Avg	FG	FGA	Pct	3FG	FGA	Pct	FT	FTA	Pct	Off	Def	TR	Avg	PF	FO	A	TO	Blk	Stl	Pts	Avg
2014-15	4	0	22	5.5	1	1	1.000	0	0	.000	0	0	.000	0	2	2	0.5	1	0	2	1	0	0	2	0.5
TOTAL	4	0	22	5.5	1	1	1.000	0	0	.000	0	0	.000	0	2	2	0.5	1	0	2	1	0	0	2	0.5

**CAREER STATISTICS (CONFERENCE GAMES)**

Year	GP	GS	Min	Avg	FG	FGA	Pct	3FG	FGA	Pct	FT	FTA	Pct	Off	Def	TR	Avg	PF	FO	A	TO	Blk	Stl	Pts	Avg
2014-15																									
TOTAL																									

**#3 • TYLER HAWS**  
6-5 • 195 • SR • GUARD



ALPINE, UTAH  
LONE PEAK HS

**2014-15 SEASON — PPG: 24.3 RPG: 4.3 APG: 2.1 SPG: 0.8 BPG: 0.5 FG%: .497 3FG%: .431 FT%: .915**

**Last Time Out**

• Finished with 23 points, 8 rebounds, a block and an assist against Utah

**In 2014-15 • Senior**

- A team captain
- Named Preseason All-WCC as voted on by the league's coaches
- Scored a season-high 32 points, hit 13 of 14 from the free throw line and added a career-best 3 blocks against Purdue
- Scored a season-high 26 points and hit a season-best 5 threes vs. SDSU
- Scored 26 points on 10 of 15 shooting from the field and added 4 rebounds and 4 assists vs. ECU
- Scored a season-high 35 points on 10 of 19 shooting from the field, 12 of 13 from the free throw line vs. Utah State ... added 6 rebounds, 2 assists and 1 steal

**In 2013-14 • Junior**

- Named an Honorable Mention All-American by the Associated Press
- Named WCC Player of the Year, to the All-WCC Team and the WCC All-Tournament Team
- Named to the USBWA All-District VIII First Team, the NABC All-District 9 First Team and the Basketball Times All-District Team (Rockies)
- Named to the All-High Major First Team, the WCC Player of the Year and to the All-WCC First Team by CollegeSportsMadness.com
- Two-time WCC Player of the Week (Jan. 13, Feb. 1)
- Named the Co-Male Athlete of the Year and received the Floyd Johnson Service Award at the 2014 Y Awards
- Ranked 6th in the nation in points per game at 23.2 (6th all-time at BYU for a single season), 5th in total points, 6th in field goal attempts and field goals made, 5th in free throws made, 27th in attempts and 19th in free throw percentage

**In 2012-13 • Sophomore**

- Named to All-West Coast Conference Team, USBWA All-District VIII First Team and NABC All-District 9 First Team
- Ranked 7th in the NCAA in scoring (the only BYU sophomore to finish in the top 10 and only the fifth Cougar to do so), 102nd in field goal percentage and 17th in free throw percentage

**In 2011-12 • Freshman**

- Named to All-MWC Third Team, Academic All-MWC and the HoopTV Las Vegas Classic All-Tournament Team
- Averaged 11.3 points and 4.2 rebounds and shot .498 from the field, .368 from three and .917 from the free throw line

**Before BYU**

- Played for Quincy Lewis at Lone Peak High School
- Named Deseret News Mr. Basketball as a junior and senior
- Led Lone Peak to state titles as a sophomore and junior
- Participated in the NBA Top 100 camp in Charlottesville, Va., and the Reebok All-America camp in Philadelphia in summer of 2008

**Personal**

- Parents are Marty and Tiffanie Haws
- Served a mission for The Church of Jesus Christ of Latter-day Saints in the Philippines
- Was born in Belgium

**2014-15 SEASON HIGHS**

PTS	35 at Utah State – 12/2/14
1st H	15 vs. Hawai'i – 12/6/14
2nd H	26 at Utah State – 12/2/14
REB	8 vs. Utah – 12/10/14
AST	5 vs. UALR – 11/18/14
STL	3 vs. LBSU – 11/14/14
BLK	3 vs. Purdue – 11/26/14
FGM	10, twice, last at Utah State – 12/2/14
FGA	24 vs. SDSU – 11/24/14
3PM	5 vs. SDSU – 11/24/14
3PA	9 vs. SDSU – 11/24/14
FTM	13 vs. Purdue – 11/26/14
FTA	14 vs. Purdue – 11/26/14

**CAREER HIGHS**

PTS	48 at Portland – 1/23/14
1st H	29, vs. Virginia Tech – 12/29/12
2nd H	32 at Portland – 1/23/14 (includes OT)
REB	13 vs. Weber State – 11/08/13
AST	6 vs. Idaho State – 11/17/09
STL	4 vs. Air Force – 2/13/10
BLK	3 vs. Purdue – 11/26/14
FGM	17 at Portland – 1/23/14
FGA	34 at Portland – 1/23/14
3PM	6 vs. Virginia Tech – 12/29/12
3PA	8, 3 times, last at Portland – 1/23/14
FTM	14, twice, last vs. USF – 3/10/14
FTA	14, 5 times, last vs. Purdue – 11/26/14

**MISCELLANEOUS**

	14-15	Career
Double-Figure Points	10 (7-3)	98 (71-27)
20-plus Points	7 (4-3)	57 (40-17)
Double-Figure Reb	0 (0-0)	3 (3-0)
Double-Doubles	0 (0-0)	3 (3-0)
3-plus Steals	1 (1-0)	12 (10-2)
3-plus Blocks	1 (0-1)	1 (0-1)
3-plus 3-point FG	4 (2-2)	16 (12-4)
Scoring Leader	7 (4-3)	56 (37-19)
Rebound Leader	0 (0-0)	13 (10-3)
Assist Leader	0 (0-0)	12 (7-5)

**2014-15 GAME-BY-GAME**

Opponent	Date	GS	Min	FG	FGA	Pct	3FG	FGA	Pct	FT	FTA	Pct	Off	Def	TR	Avg	PF	FO	A	TO	Blk	Stl	Pts	Avg	
Long Beach State	11/14/14	*	33	7	13	.538	2	5	.400	5	6	.833	0	3	3	3.0	3	0	1	4	1	3	21	21.0	
Arkansas-Little Rock	11/18/14	*	30	6	11	.545	1	4	.250	5	6	.833	0	4	4	3.5	0	0	5	1	0	2	18	19.5	
Southern Virginia	11/19/14	*	17	3	10	.300	0	2	.000	7	7	1.000	1	2	3	3.3	2	0	1	2	0	0	13	17.3	
vs. San Diego State	11/24/14	*	48	9	24	.375	5	9	.556	3	4	.750	2	0	2	3.0	1	0	1	4	0	1	26	19.5	
vs. Chaminade	11/25/14	*	16	6	7	.857	1	2	.500	6	6	1.000	1	0	1	2.6	2	0	3	0	0	0	19	19.4	
vs. Purdue	11/26/14	*	40	9	19	.474	1	3	.333	13	14	.929	0	5	5	3.0	0	0	2	2	3	0	32	21.5	
Eastern Kentucky	11/29/14	*	31	10	15	.667	4	8	.500	2	2	1.000	2	2	4	3.1	1	0	4	2	0	0	26	22.1	
at Utah State	12/02/14	*	32	10	19	.526	3	8	.375	12	13	.923	2	4	6	3.5	3	0	2	2	0	1	35	23.8	
vs. Hawai'i	12/06/14	*	34	9	17	.529	2	5	.400	10	10	1.000	2	5	7	3.9	2	0	1	1	0	1	30	24.4	
Utah	12/10/14	*	39	9	22	.409	3	5	.600	2	3	.667	2	6	8	4.3	3	0	1	2	1	0	23	24.3	
at Weber State	12/13/14																								
Stanford	12/20/14																								
UMass	12/23/14																								
Gonzaga	12/27/14																								
Portland	12/29/14																								
at Santa Clara	01/01/15																								
at San Francisco	01/03/15																								
Pepperdine	01/08/15																								
Loyola Marymount	01/10/15																								
at Pacific	01/15/15																								
at Saint Mary's	01/17/15																								
at San Diego	01/24/15																								
San Francisco	01/29/15																								
Santa Clara	01/31/15																								
at Pepperdine	02/05/15																								
at Loyola Marymount	02/07/15																								
Saint Mary's	02/12/15																								
Pacific	02/14/15																								
San Diego	02/19/15																								
at Portland	02/26/15																								
at Gonzaga	02/28/15																								
<b>Totals</b>			<b>10</b>	<b>320</b>	<b>78</b>	<b>157</b>	<b>.497</b>	<b>22</b>	<b>51</b>	<b>.431</b>	<b>65</b>	<b>71</b>	<b>.915</b>	<b>12</b>	<b>31</b>	<b>43</b>	<b>4.3</b>	<b>17</b>	<b>0</b>	<b>21</b>	<b>20</b>	<b>5</b>	<b>8</b>	<b>243</b>	<b>24.3</b>

**CAREER STATISTICS (ALL GAMES)**

Year	GP	GS	Min	Avg	FG	FGA	Pct	3FG	FGA	Pct	FT	FTA	Pct	Off	Def	TR	Avg	PF	FO	A	TO	Blk	Stl	Pts	Avg
2009-10	35	33	924	26.4	131	263	.498	25	68	.368	110	120	.917	49	97	146	4.2	53	0	54	41	5	26	397	11.3
2012-13	36	36	1235	34.3	276	571	.483	43	113	.381	185	211	.877	49	116	165	4.6	54	0	71	71	5	45	780	21.7
2013-14	33	33	1143	34.6	252	544	.463	40	99	.404	223	253	.881	33	93	126	3.8	75	1	49	63	9	34	767	23.2
2014-15	10	10	320	32.0	78	157	.497	22	51	.431	65	71	.915	12	31	43	4.3	17	0	21	20	5	8	243	24.3
<b>TOTAL</b>	<b>114</b>	<b>112</b>	<b>3622</b>	<b>31.8</b>	<b>737</b>	<b>1535</b>	<b>.480</b>	<b>130</b>	<b>331</b>	<b>.393</b>	<b>583</b>	<b>655</b>	<b>.890</b>	<b>143</b>	<b>337</b>	<b>480</b>	<b>4.2</b>	<b>199</b>	<b>1</b>	<b>195</b>	<b>195</b>	<b>24</b>	<b>113</b>	<b>2187</b>	<b>19.2</b>

**CAREER STATISTICS (CONFERENCE GAMES)**

Year	GP	GS	Min	Avg	FG	FGA	Pct	3FG	FGA	Pct	FT	FTA	Pct	Off	Def	TR	Avg	PF	FO	A	TO	Blk	Stl	Pts	Avg
2009-10	16	16	424	26.5	57	129	.442	14	37	.378	51	55	.927	24	40	64	4.0	18	0	28	18	2	13	179	11.2
2012-13	16	16	562	35.1	117	247	.474	15	41	.366	80	98	.816	18	55	73	4.6	24	0	24	26	0	18	329	20.6
2013-14	18	18	617	34.3	143	298	.480	23	50	.460	114	131	.870	13	40	53	2.9	40	1	29	34	7	19	423	23.5
2014-15																									
<b>TOTAL</b>	<b>50</b>	<b>50</b>	<b>1603</b>	<b>32.1</b>	<b>317</b>	<b>674</b>	<b>.470</b>	<b>52</b>	<b>128</b>	<b>.406</b>	<b>245</b>	<b>284</b>	<b>.863</b>	<b>55</b>	<b>135</b>	<b>190</b>	<b>3.8</b>	<b>82</b>	<b>1</b>	<b>81</b>	<b>78</b>	<b>9</b>	<b>50</b>	<b>931</b>	<b>18.6</b>

#5 • KYLE COLLINSWORTH  
6-6 • 210 • JR • GUARD



PROVO, UTAH  
PROVO HS

2014-15 SEASON — PPG: 13.6 RPG: 7.1 APG: 5.7 SPG: 2.4 BPG: 0.6 FG%: .462 3FG%: .364 FT%: .723

Last Time Out

- Finished with 17 points, 9 rebounds, 5 assists, a block and a steal against Utah

In 2014-15 • Junior

- A team captain
- Named Preseason All-WCC as voted on by the league's coaches
- Posted a season-high 21 points and added 7 rebounds, 6 assists and 3 steals vs. San Diego State
- Posted a double-double with 20 points and 10 rebounds to go with 4 assists, 1 block and 3 steals vs. Utah State ... hit a career-best 10 of 10 from the free throw line
- Recorded BYU's first triple-double since 1988 with 19 points, 12 rebounds and 10 assists vs. Hawai'i

In 2013-14 • Sophomore

- A team captain
- Named to the All-WCC Team and the WCC All-Tournament Team
- Named to the CollegeSportsMadness.com All-WCC Third Team
- Ranked 83rd in the nation in assists per game, 89th in steals per game, 86th in rebounds per game, 60th in total assists and 58th in total rebounds
- Ranked 2nd in the WCC in rebounding, 3rd in steals, 3rd in assists, 3rd in defensive rebounds, 5th in offensive rebounds, 7th in minutes played, 11th in assist/turnover ratio
- One of four players in the NCAA ranked in the top 100 in rebounds and assists

In 2010-11 • Freshman

- Averaged 5.8 points, 5.1 rebounds, 2.1 assists and 1.1 steals while shooting .481 from the field, .259 from three and .568 from the free throw line
- Posted season highs of 16 points, 15 rebounds, 6 assists, 4 steals and 3 blocks

Before BYU

- Played for Craig Drury and helped Provo High to state titles as a freshman and sophomore, a second-place state finish as a junior and a trip to the state semifinals as a senior
- Participated in the NBA Players' Association Top 100 camp in Virginia in the summer of 2009
- Played in the High School Academic All-American Classic and received the Shooter's Touch Community Service Award at the classic
- Named Deseret News Mr. Basketball, Salt Lake Tribune Male Athlete of the Year and Utah Gatorade Player of the Year as a senior and earned first-team all-state honors from the Deseret News and the Salt Lake Tribune and was the Daily Herald's All-Valley Player of the Year

Personal

- Parents are Jeff and Alisa
- Has two sisters and two brothers
- Brother is Chris Collinsworth, a former forward for the Cougars
- Served a mission for The Church of Jesus Christ of Latter-day Saints in Russia

2014-15 SEASON HIGHS

PTS	21 vs. SDSU – 11/24/14
1st H	12 at Utah State – 12/2/14
2nd H	16 vs. SDSU – 11/24/14
REB	12 vs. Hawai'i – 12/6/14
AST	10 vs. Hawai'i – 12/6/14
STL	6 vs. Purdue – 11/26/14
BLK	2 vs. Hawai'i – 12/6/14
FGM	8 vs. Hawai'i – 12/6/14
FGA	15 vs. Utah – 12/10/14
3PM	1, 4 times, last vs. Utah – 12/10/14
3PA	2, 4 times, last vs. Utah – 12/10/14
FTM	10 at Utah State – 12/2/14
FTA	10 at Utah State – 12/2/14

CAREER HIGHS

PTS	23 vs. LMU – 3/8/14
1st H	16 vs. LMU – 3/8/14
2nd H	16 vs. SDSU – 11/24/14
REB	16 vs. LMU – 3/8/14
AST	10 vs. Hawai'i – 12/6/14
STL	6 vs. Purdue – 11/26/14
BLK	3, twice, last vs. LMU – 1/11/14
FGM	10 vs. LMU – 3/8/14
FGA	16 vs. San Francisco – 3/10/14
3PM	2, twice, last at UMass – 1/1/11
3PA	5 vs. Fresno Pacific – 1/1/11
FTM	10 at Utah State – 12/2/14
FTA	12, twice, last at Portland – 1/23/14

MISCELLANEOUS

	14-15	Career
Double-Figure Points	7 (4-3)	47 (34-13)
20-plus Points	2 (1-1)	5 (4-1)
Double-Figure Reb	2 (2-0)	15 (12-3)
Double-Doubles	2 (2-0)	10 (8-2)
3-plus Steals	5 (3-2)	18 (14-4)
3-plus Blocks	0 (0-0)	1 (1-0)
3-plus 3-point FG	0 (0-0)	0 (0-0)
Scoring Leader	0 (0-0)	6 (5-1)
Rebound Leader	5 (3-2)	30 (23-7)
Assist Leader	8 (5-3)	30 (19-11)

2014-15 GAME-BY-GAME

Opponent	Date	GS	Min	FG	FGA	Pct	3FG	FGA	Pct	FT	FTA	Pct	Off	Def	TR	Avg	PF	FO	A	TO	Blk	Stl	Pts	Avg	
Long Beach State	11/14/14	*	13	3	6	.500	0	1	.000	0	0	.000	1	1	2	2.0	3	0	1	5	0	1	6	6.0	
Arkansas-Little Rock	11/18/14	*	17	2	5	.400	0	0	.000	1	4	.250	3	5	8	5.0	3	0	6	4	0	1	5	5.5	
Southern Virginia	11/19/14												DNP												
vs. San Diego State	11/24/14	*	45	7	14	.500	1	2	.500	6	8	.750	1	6	7	5.7	4	0	6	2	0	3	21	10.7	
vs. Chaminade	11/25/14	*	21	4	10	.400	0	0	.000	6	7	.857	3	5	8	6.3	1	0	6	3	0	3	14	11.5	
vs. Purdue	11/26/14	*	40	3	10	.300	0	1	.000	3	4	.750	1	3	4	5.8	4	0	8	4	1	6	9	11.0	
Eastern Kentucky	11/29/14	*	23	3	5	.600	1	1	1.000	4	5	.800	1	3	4	5.5	2	0	5	4	0	3	11	11.0	
at Utah State	12/02/14	*	33	5	12	.417	0	2	.000	10	10	1.000	4	6	10	6.1	1	0	4	2	1	3	20	12.3	
vs. Hawai'i	12/06/14	*	35	8	14	.571	1	2	.500	2	4	.500	2	10	12	6.9	1	0	10	6	2	1	19	13.1	
Utah	12/10/14	*	38	7	15	.467	1	2	.500	2	5	.400	1	8	9	7.1	2	0	5	2	1	1	17	13.6	
at Weber State	12/13/14																								
Stanford	12/20/14																								
UMass	12/23/14																								
Gonzaga	12/27/14																								
Portland	12/29/14																								
at Santa Clara	01/01/15																								
at San Francisco	01/03/15																								
Pepperdine	01/08/15																								
Loyola Marymount	01/10/15																								
at Pacific	01/15/15																								
at Saint Mary's	01/17/15																								
at San Diego	01/24/15																								
San Francisco	01/29/15																								
Santa Clara	01/31/15																								
at Pepperdine	02/05/15																								
at Loyola Marymount	02/07/15																								
Saint Mary's	02/12/15																								
Pacific	02/14/15																								
San Diego	02/19/15																								
at Portland	02/26/15																								
at Gonzaga	02/28/15																								
Totals			9	265	42	91	.462	4	11	.364	34	47	.723	17	47	64	7.1	21	0	51	32	5	22	122	13.6

CAREER STATISTICS (ALL GAMES)

Year	GP	GS	Min	Avg	FG	FGA	Pct	3FG	FGA	Pct	FT	FTA	Pct	Off	Def	TR	Avg	PF	FO	A	TO	Blk	Stl	Pts	Avg
2010-11	36	27	926	25.7	78	162	.481	7	27	.259	46	81	.568	55	128	183	5.1	73	1	75	56	16	39	209	5.8
2013-14	34	34	1136	33.4	175	352	.497	8	22	.364	117	203	.576	85	190	275	8.1	82	1	156	89	15	57	475	14.0
2014-15	9	9	265	29.4	42	91	.462	4	11	.364	34	47	.723	17	47	64	7.1	21	0	51	32	5	22	122	13.6
TOTAL	79	70	2327	29.5	295	605	.488	19	60	.317	197	331	.595	157	365	522	6.6	176	2	282	177	36	118	806	10.2

CAREER STATISTICS (CONFERENCE GAMES)

Year	GP	GS	Min	Avg	FG	FGA	Pct	3FG	FGA	Pct	FT	FTA	Pct	Off	Def	TR	Avg	PF	FO	A	TO	Blk	Stl	Pts	Avg
2010-11	15	10	365	24.3	26	57	.456	3	8	.375	23	31	.742	20	59	79	5.3	31	1	32	26	8	10	78	5.2
2013-14	18	18	583	32.4	93	181	.514	3	8	.375	65	112	.580	51	86	137	7.6	43	1	82	48	6	37	254	14.1
2014-15																									
TOTAL	33	28	948	28.7	119	238	.500	6	16	.375	88	143	.615	71	145	216	6.5	74	2	114	74	14	47	332	10.1

#10 • RYAN ANDRUS  
6-11 • 215 • FR • FORWARD



AMERICAN FORK, UTAH  
AMERICAN FORK HS

2014-15 SEASON — PPG: 0.8 RPG: 1.3 APG: 0.3 SPG: 0.0 BPG: 0.0 FG%: .333 3FG%: .000 FT%: .500

Last Time Out

- Did not play against Utah

In 2014-15

- Scored 3 points, grabbed 3 rebounds and made an assist in 16 minutes against Southern Virginia

Before BYU

- A four-year letterman playing for Doug Meacham at American Fork High School
- As a senior averaged 14.9 points, 7.7 rebounds and 1.7 assists as American Fork finished 17-9 overall and 8-4 in region play and advanced to the 5A state semifinals
- Named first-team all-state by the Deseret News and the Salt Lake Tribune
- As a junior averaged 19.4 points, 6.5 rebounds, 1.5 assists and 1.1 steals as American Fork finished 17-9 overall and 7-3 in region play and advanced to the 5A state semifinals
- Named first-team all-state by the Deseret News, second-team all-state by the Salt Lake Tribune, All-Valley by the Daily Herald
- As a sophomore averaged 5.8 points and 3.8 rebounds as American Fork finished 19-3 overall and 9-1 in region play
- Played for DreamVision during the AAU season

Personal

- Parents are David and Yvonne Andrus
- Has two brothers and one sister
- Also recruited by Utah and Utah State

2014-15 SEASON HIGHS

PTS	3 vs. SVU – 11/19/14
1st H	1 vs. SVU – 11/19/14
2nd H	2 vs. SVU – 11/19/14
REB	3 vs. SVU – 11/19/14
AST	1 vs. SVU – 11/19/14
STL	—
BLK	—
FGM	1 vs. SVU – 11/19/14
FGA	2 vs. SVU – 11/19/14
3PM	—
3PA	—
FTM	1 vs. SVU – 11/19/14
FTA	2 vs. SVU – 11/19/14

MISCELLANEOUS

	14-15	Career
Double-Figure Points	0 (0-0)	same
20-plus Points	0 (0-0)	same
Double-Figure Reb	0 (0-0)	same
Double-Doubles	0 (0-0)	same
3-plus Steals	0 (0-0)	same
3-plus Blocks	0 (0-0)	same
3-plus 3-point FG	0 (0-0)	same
Scoring Leader	0 (0-0)	same
Rebound Leader	0 (0-0)	same
Assist Leader	0 (0-0)	same

2014-15 GAME-BY-GAME

Opponent	Date	GS	Min	FG	FGA	Pct	3FG	FGA	Pct	FT	FTA	Pct	Off	Def	TR	Avg	PF	FO	A	TO	Blk	Stl	Pts	Avg
Long Beach State	11/14/14																							
Arkansas-Little Rock	11/18/14		1	0	0	.000	0	0	.000	0	0	.000	0	0	0	0	0	0	0	0	0	0	0	0.0
Southern Virginia	11/19/14		16	1	2	.500	0	1	.000	1	2	.500	1	2	3	1.5	1	0	1	0	0	0	3	1.5
vs. San Diego State	11/24/14																							
vs. Chaminade	11/25/14		3	0	0	.000	0	0	.000	0	0	.000	0	1	1	1.3	0	0	0	1	0	0	0	1.0
vs. Purdue	11/26/14																							
Eastern Kentucky	11/29/14																							
at Utah State	12/02/14																							
vs. Hawai'i	12/06/14		1	0	1	.000	0	0	.000	0	0	.000	1	0	1	1.3	0	0	0	0	0	0	0	0.8
Utah	12/10/14																							
at Weber State	12/13/14																							
Stanford	12/20/14																							
UMass	12/23/14																							
Gonzaga	12/27/14																							
Portland	12/29/14																							
at Santa Clara	01/01/15																							
at San Francisco	01/03/15																							
Pepperdine	01/08/15																							
Loyola Marymount	01/10/15																							
at Pacific	01/15/15																							
at Saint Mary's	01/17/15																							
at San Diego	01/24/15																							
San Francisco	01/29/15																							
Santa Clara	01/31/15																							
at Pepperdine	02/05/15																							
at Loyola Marymount	02/07/15																							
Saint Mary's	02/12/15																							
Pacific	02/14/15																							
San Diego	02/19/15																							
at Portland	02/26/15																							
at Gonzaga	02/28/15																							
Totals		0	21	1	3	.333	0	1	.000	1	2	.500	2	3	5	1.3	1	0	1	1	0	0	3	0.8

CAREER STATISTICS (ALL GAMES)

Year	GP	GS	Min	Avg	FG	FGA	Pct	3FG	FGA	Pct	FT	FTA	Pct	Off	Def	TR	Avg	PF	FO	A	TO	Blk	Stl	Pts	Avg
2014-15	4	0	21	5.3	1	3	.333	0	1	.000	1	2	.500	2	3	5	1.3	1	0	1	1	0	0	3	0.8
TOTAL	4	0	21	5.3	1	3	.333	0	1	.000	1	2	.500	2	3	5	1.3	1	0	1	1	0	0	3	0.8

CAREER STATISTICS (CONFERENCE GAMES)

Year	GP	GS	Min	Avg	FG	FGA	Pct	3FG	FGA	Pct	FT	FTA	Pct	Off	Def	TR	Avg	PF	FO	A	TO	Blk	Stl	Pts	Avg
2014-15																									
TOTAL																									

#12 • JOSH SHARP  
6-7 • 190 • SR • FORWARD



HIGHLAND, UTAH  
UTAH

**2014-15 SEASON HIGHS**

PTS	4 vs. SVU – 11/19/14
1st H	2 at Utah State – 12/2/14
2nd H	4 vs. SVU – 11/19/14
REB	4 vs. SVU – 11/19/14
AST	1, twice, last vs. ECU – 11/29/14
STL	2 vs. Chaminade – 11/25/14
BLK	1, twice, last vs. Utah – 12/6/14
FGM	2 vs. SVU – 11/19/14
FGA	2, twice, last at Utah State – 12/2/14
3PM	—
3PA	—
FTM	1, twice, last vs. Chaminade – 11/25/14
FTA	2, twice, last vs. Chaminade – 11/25/14

**CAREER HIGHS**

PTS	14 at Gonzaga – 1/24/13, SCU – 2/2/13
1st H	10 at Gonzaga – 1/24/13
2nd H	8 vs. Virginia Tech – 12/29/12
REB	12 vs. LMU – 1/3/13
AST	3, twice, last vs. San Diego – 1/04/14
STL	2, 4 times, last at USD – 3/01/14
BLK	2, twice, last vs. CSUN – 11/24/12
FGM	6 vs. Montana – 11/28/12
FGA	8 vs. Montana – 11/28/12
3PM	1, 3 times, last vs. SMC – 1/16/13
3PA	1, 13 times, last at Pepperdine – 12/30/13
FTM	4, 4 times, last vs. LMU – 1/11/14
FTA	6 at Gonzaga – 1/24/13

**MISCELLANEOUS**

	14-15	Career
Double-Figure Points	0 (0-0)	5 (4-1)
20-plus Points	0 (0-0)	0 (0-0)
Double-Figure Reb	0 (0-0)	3 (2-1)
Double-Doubles	0 (0-0)	0 (0-0)
3-plus Steals	0 (0-0)	0 (0-0)
3-plus Blocks	0 (0-0)	0 (0-0)
3-plus 3-point FG	0 (0-0)	0 (0-0)
Scoring Leader	0 (0-0)	1 (0-1)
Rebound Leader	0 (0-0)	4 (3-1)
Assist Leader	0 (0-0)	1 (1-0)

**2014-15 SEASON — PPG: 1.5 RPG: 1.3 APG: 0.3 SPG: 0.4 BPG: 0.3 FG%: .714 3FG%: .000 FT%: .500**

**Last Time Out**

- Recorded a block in 7 minutes on the floor against Utah in his 100th career game as a Cougar

**In 2014-15 • Senior**

- Scored 3 points and grabbed 1 rebound against Arkansas-Little Rock
- Scored 4 points, grabbed 4 rebounds and added an assist, a steal and a block against Southern Virginia

**In 2013-14 • Junior**

- Posted season highs of 10 points (Loyola Marymount), 7 rebounds (Pacific), 3 assists (San Diego), 2 steals (at San Diego), 3 field goals made (Loyola Marymount), 4 free throws made (Loyola Marymount)
- Scored 10 points and grabbed four rebounds against Loyola Marymount on Jan. 11
- Grabbed seven rebounds and had 2 assists against Pacific on Jan. 30
- Averaged 1.4 points and 2.4 rebounds and shot .630 from the field and .579 from the free throw line

**In 2012-13 • Sophomore**

- Was 15th in the WCC in all games in offensive rebounds and 9th in the WCC in conference games
- Played in 32 games, started 22, recorded double-figure points 4 times, double-figure rebounds 3 times ... did not play in the last four games of the season due to a strained Achilles
- Had 3 or more offensive rebounds 11 times

- Tied for second all-time at BYU with 9 offensive rebounds against Loyola Marymount in Provo
- Led team in scoring once against No. 10 Gonzaga and in rebounding 4 times
- Posted season highs of 14 points (at Gonzaga, vs. Santa Clara), 12 rebounds (vs. LMU), 2 assists (5 times), 2 steals (three times) and 2 blocks (twice)
- Averaged 4.4 points, 3.9 rebounds, 0.7 assists and 0.4 steals, shot .567 from the field and .718 from the free throw line

**In 2011-12 • Freshman**

- Played in 28 games
- Received Bronze Honors on the WCC Commissioner's Honor Roll
- Posted season highs of 5 points, 6 rebounds, 3 assists, 1 block and 1 steal

**Before BYU**

- Played for Quincy Lewis
- Helped the Knights to back-to-back state titles in 2007-08
- Named first-team all-state by the Deseret News and Salt Lake Tribune
- A team captain as a senior and averaged 13.5 points and 6.3 rebounds as a senior

**Personal**

- Parents are Joe and Debbie Sharp
- Wife's name is Jordan and they have a daughter, Jaycee
- Served a mission for The Church of Jesus Christ of Latter-day Saints in Houston

**2014-15 GAME-BY-GAME**

Opponent	Date	GS	Min	FG	FGA	Pct	3FG	FGA	Pct	FT	FTA	Pct	Off	Def	TR	Avg	Pf	Fo	A	TO	Blk	Stl	Pts	Avg		
Long Beach State	11/14/14			4	0	0	.000	0	0	.000	0	0	0	0	0	0.0	0	0	0	0	0	0	0	0.0		
Arkansas-Little Rock	11/18/14			5	1	1	1.000	0	0	.000	1	2	.500	1	0	1	0.5	3	0	0	0	0	3	1.5		
Southern Virginia	11/19/14			10	2	2	1.000	0	0	.000	0	0	.000	3	1	4	1.7	0	0	1	0	1	4	2.3		
vs. San Diego State	11/24/14												DNP													
vs. Chaminade	11/25/14			7	0	0	.000	0	0	.000	1	2	.500	1	1	2	1.8	2	0	0	0	0	2	1	2.0	
vs. Purdue	11/26/14												DNP													
Eastern Kentucky	11/29/14			11	0	0	.000	0	0	.000	0	0	.000	0	2	2	1.8	1	0	1	1	0	0	1.6		
at Utah State	12/02/14			9	1	2	.500	0	0	.000	0	0	.000	1	0	1	1.7	0	0	0	0	0	2	1.7		
vs. Hawai'i	12/06/14			2	1	1	1.000	0	0	.000	0	0	.000	0	0	0	1.4	1	0	0	0	0	2	1.7		
Utah	12/10/14			7	0	1	.000	0	0	.000	0	0	.000	0	0	0	1.3	2	0	0	0	1	0	1.5		
at Weber State	12/13/14																									
Stanford	12/20/14																									
UMass	12/23/14																									
Gonzaga	12/27/14																									
Portland	12/29/14																									
at Santa Clara	01/01/15																									
at San Francisco	01/03/15																									
Pepperdine	01/08/15																									
Loyola Marymount	01/10/15																									
at Pacific	01/15/15																									
at Saint Mary's	01/17/15																									
at San Diego	01/24/15																									
San Francisco	01/29/15																									
Santa Clara	01/31/15																									
at Pepperdine	02/05/15																									
at Loyola Marymount	02/07/15																									
Saint Mary's	02/12/15																									
Pacific	02/14/15																									
San Diego	02/19/15																									
at Portland	02/26/15																									
at Gonzaga	02/28/15																									
Totals				0	55	5	7	.714	0	0	.000	2	4	.500	6	4	10	1.3	9	0	2	1	2	3	12	1.5

**CAREER STATISTICS (ALL GAMES)**

Year	GP	GS	Min	Avg	FG	FGA	Pct	3FG	FGA	Pct	FT	FTA	Pct	Off	Def	TR	Avg	Pf	Fo	A	TO	Blk	Stl	Pts	Avg
2011-12	28	0	197	7.0	9	23	.391	1	5	.200	14	23	.609	16	22	38	1.4	21	0	12	12	3	4	33	1.2
2012-13	32	22	592	18.5	55	97	.567	2	6	.333	28	39	.718	60	64	124	3.9	68	0	21	21	7	13	140	4.4
2013-14	32	3	352	11.0	17	27	.630	0	2	.000	11	19	.579	26	51	77	2.4	52	0	14	6	8	5	45	1.4
2014-15	8	0	55	6.9	5	7	.714	0	0	.000	2	4	.500	6	4	10	1.3	9	0	2	1	2	3	12	1.5
TOTAL	100	25	1196	12.0	86	154	.558	3	13	.231	55	85	.647	108	141	249	2.5	150	0	49	40	20	25	230	2.3

**CAREER STATISTICS (CONFERENCE GAMES)**

Year	GP	GS	Min	Avg	FG	FGA	Pct	3FG	FGA	Pct	FT	FTA	Pct	Off	Def	TR	Avg	Pf	Fo	A	TO	Blk	Stl	Pts	Avg
2011-12	13	0	63	4.8	0	4	.000	0	1	.000	10	14	.714	6	4	10	0.8	7	0	3	2	3	2	10	0.8
2012-13	16	11	286	17.9	26	43	.605	2	3	.667	14	19	.737	33	27	60	3.8	32	0	15	9	0	8	68	4.3
2013-14	18	3	244	13.6	12	17	.706	0	1	.000	9	16	.563	15	31	46	2.6	38	0	9	2	4	5	33	1.8
2014-15																									
TOTAL	47	14	593	12.6	38	64	.594	2	5	.400	33	49	.673	54	62	116	2.5	77	0	27	13	7	15	111	2.4



#15 • JAKE TOOLSON  
6-5 • 215 • FR • GUARD



GILBERT, ARIZONA  
HIGHLAND HS

2014-15 SEASON — PPG: 3.7 RPG: 2.4 APG: 1.0 SPG: 0.7 BPG: 0.0 FG%: .450 3FG%: .533 FT%: .000

Last Time Out

- Did not play against Utah

In 2014-15 • Freshman

- Scored 3 points, grabbed 3 rebounds and added an assist and a steal in 10 minutes of playing time against Arkansas-Little Rock
- Led the team with 15 points, also set a team season high with 5 3-pointers against SVU ... added 7 boards, 4 assists and 4 steals
- Had 8 points, hit 2 threes and added 2 rebounds and an assist vs. Chaminade

Before BYU

- A four-year letterman and two-time first-team all-state honoree playing for Derrick Donaldson at Highland High School
- Scored 2,007 career points at Highland and averaged 19.1 points per game
- As a senior averaged 27.3 points, 12.1 rebounds, 3.5 assists and 1.6 steals per game and hit 59 threes
- Shot .522 from the field, .380 from three and .838 from the free-throw line
- Named first-team Division I All-Arizona by AZcentral.com and first-team All-Tribune by the East Valley Tribune
- As a junior averaged 18.9 points, 8.0 rebounds, 4.0 assists, 1.6 steals and 1.0 blocks and hit 34 threes while Highland finish 18-10 overall and 11-6 in league play
- Named first-team Division I All-Arizona by AZcentral.com and first-team All-Tribune by the East Valley Tribune

- As a sophomore averaged 18.4 points, 6.3 rebounds, 1.6 assists and 1.5 steals and hit 49 threes
- Named All-Tribune honorable mention by the East Valley Tribune
- As a freshman averaged 10.2 points, 7.2 rebounds, 1.7 assists and 1.4 steals and hit 47 threes
- Played for Nevada Select during the AAU season
- Played for the Arizona Power during the AAU season

Personal

- Parents are Troy and Sheila Toolson
- Has one brother and two sisters
- Also recruited by Arizona State, Boston College, Utah State and Saint Mary's
- Nephew of former BYU great Danny Ainge

2014-15 SEASON HIGHS

PTS	15 vs. SVU – 11/19/14
1st H	9 vs. SVU – 11/19/14
2nd H	8 vs. Chaminade – 11/25/14
REB	7 vs. SVU – 11/19/14
AST	4 vs. SVU – 11/19/14
STL	4 vs. SVU – 11/19/14
BLK	—
FGM	5 vs. SVU – 11/19/14
FGA	9 vs. SVU – 11/19/14
3PM	5 vs. SVU – 11/19/14
3PA	8 vs. SVU – 11/19/14
FTM	—
FTA	—

MISCELLANEOUS

	14-15	Career
Double-Figure Points	1 (1-0)	same
20-plus Points	0 (0-0)	same
Double-Figure Reb	0 (0-0)	same
Double-Doubles	0 (0-0)	same
3-plus Steals	1 (1-0)	same
3-plus Blocks	0 (0-0)	same
3-plus 3-point FG	1 (1-0)	same
Scoring Leader	1 (1-0)	same
Rebound Leader	1 (1-0)	same
Assist Leader	0 (0-0)	same

2014-15 GAME-BY-GAME

Opponent	Date	GS	Min	FG	FGA	Pct	3FG	FGA	Pct	FT	FTA	Pct	Off	Def	TR	Avg	PF	FO	A	TO	Blk	Stl	Pts	Avg	
Long Beach State	11/14/14		4	0	0	.000	0	0	.000	0	0	.000	0	2	2	2.0	0	0	0	0	0	0	0	0.0	
Arkansas-Little Rock	11/18/14		10	1	1	1.000	1	1	1.000	0	0	.000	1	2	3	2.5	0	0	1	1	0	1	3	1.5	
Southern Virginia	11/19/14		25	5	9	.556	5	8	.625	0	0	.000	0	7	7	4.0	2	0	4	1	0	4	15	6.0	
vs. San Diego State	11/24/14		1	0	0	.000	0	0	.000	0	0	.000	0	0	0	3.0	1	0	0	0	0	0	0	4.5	
vs. Chaminade	11/25/14		12	3	9	.333	2	5	.400	0	0	.000	0	2	2	2.8	0	0	1	0	0	0	8	5.2	
vs. Purdue	11/26/14																								
Eastern Kentucky	11/29/14		6	0	1	.000	0	1	.000	0	0	.000	0	1	1	2.5	1	0	1	0	0	0	0	4.3	
at Utah State	12/02/14																								
vs. Hawai'i	12/06/14		7	0	0	.000	0	0	.000	0	0	.000	1	1	2	2.4	0	0	0	0	0	0	0	3.7	
Utah	12/10/14																								
at Weber State	12/13/14																								
Stanford	12/20/14																								
UMass	12/23/14																								
Gonzaga	12/27/14																								
Portland	12/29/14																								
at Santa Clara	01/01/15																								
at San Francisco	01/03/15																								
Pepperdine	01/08/15																								
Loyola Marymount	01/10/15																								
at Pacific	01/15/15																								
at Saint Mary's	01/17/15																								
at San Diego	01/24/15																								
San Francisco	01/29/15																								
Santa Clara	01/31/15																								
at Pepperdine	02/05/15																								
at Loyola Marymount	02/07/15																								
Saint Mary's	02/12/15																								
Pacific	02/14/15																								
San Diego	02/19/15																								
at Portland	02/26/15																								
at Gonzaga	02/28/15																								
Totals			0	65	9	20	.450	8	15	.533	0	0	.000	2	15	17	2.4	4	0	7	2	0	5	26	3.7

CAREER STATISTICS (ALL GAMES)

Year	GP	GS	Min	Avg	FG	FGA	Pct	3FG	FGA	Pct	FT	FTA	Pct	Off	Def	TR	Avg	PF	FO	A	TO	Blk	Stl	Pts	Avg
2014-15	7	0	65	9.3	9	20	.450	8	15	.533	0	0	.000	2	15	17	2.4	4	0	7	2	0	5	26	3.7
TOTAL	7	0	65	9.3	9	20	.450	8	15	.533	0	0	.000	2	15	17	2.4	4	0	7	2	0	5	26	3.7

CAREER STATISTICS (CONFERENCE GAMES)

Year	GP	GS	Min	Avg	FG	FGA	Pct	3FG	FGA	Pct	FT	FTA	Pct	Off	Def	TR	Avg	PF	FO	A	TO	Blk	Stl	Pts	Avg	
2014-15																										
TOTAL																										

#20 • ANSON WINDER  
6-3 • 190 • SR • GUARD



LAS VEGAS, NEVADA  
BISHOP GORMAN

2014-15 SEASON HIGHS

PTS	19 vs. EKU – 11/29/14
1st H	12 vs. Chaminade – 11/25/14
2nd H	15 at Utah State – 12/2/14
REB	8 vs. Chaminade – 11/25/14
AST	6 vs. Hawai'i – 12/6/14
STL	2, 6 times, last vs. Utah – 12/10/14
BLK	2 vs. SVU – 11/19/14
FGM	7, twice, last vs. Purdue – 11/26/14
FGA	12 vs. SDSU – 11/24/14
3PM	3, twice, last vs. EKU – 11/29/14
3PA	6 vs. Hawai'i – 12/6/14
FTM	4 at Utah State – 12/2/14
FTA	4 vs. SDSU – 11/24/14

CAREER HIGHS

PTS	22 vs. Mount St. Mary's – 11/15/13
1st H	16 at Santa Clara – 1/18/14
2nd H	15 at Utah State – 12/2/14
REB	8 vs. Chaminade – 11/25/14
AST	9 vs. Northern Arizona – 11/30/11
STL	6 vs. LMU – 3/8/14
BLK	2, twice, last vs. SVU – 11/19/14
FGM	9 vs. Mount St. Mary's – 11/15/13
FGA	14 vs. Colorado Mesa – 11/16/13
3PM	6 vs. Buffalo – 12/20/11
3PA	7, 3 times, last vs. CMU – 11/16/13
FTM	10 vs. Gonzaga – 2/20/14
FTA	10 vs. Gonzaga – 2/20/14

MISCELLANEOUS

	14-15	Career
Double-Figure Points	9 (6-3)	25 (22-3)
20-plus Points	0 (0-0)	2 (2-0)
Double-Figure Reb	0 (0-0)	0 (0-0)
Double-Doubles	0 (0-0)	0 (0-0)
3-plus Steals	0 (0-0)	9 (7-2)
3-plus Blocks	0 (0-0)	0 (0-0)
3-plus 3-point FG	2 (1-1)	5 (4-1)
Scoring Leader	0 (0-0)	2 (2-0)
Rebound Leader	2 (2-0)	3 (3-0)
Assist Leader	0 (0-0)	8 (8-0)

2014-15 SEASON — PPG: 13.8 RPG: 4.2 APG: 2.1 SPG: 1.4 BPG: 0.4 FG%: .553 3FG%: .474 FT%: .727

Last Time Out

- Totaled 10 points, 4 rebounds, 2 steals and 2 assists against Utah

In 2014-15 • Senior

- Scored 12 points, grabbed 6 rebounds, dished out 2 assists and made a steal coming off the bench vs. Long Beach State
- Had 18 points, a career-high 8 rebounds, 3 assists, 1 block and 2 steals vs. Chaminade
- Scored 18 points on 7 of 9 shooting from the field and 3 of 3 from downtown vs. Purdue
- Totaled 19 points, 5 boards, 1 assist, 2 steals vs. EKU
- Scored 17 points and added 3 boards, 3 assists and 2 steals vs. Utah State

In 2013-14 • Junior

- Posted season highs of 22 points (Mount St. Mary's), 6 rebounds (Santa Clara), 6 assists (Mount St. Mary's), 6 steals (Loyola Marymount), 9 field goals made (Mount St. Mary's), 3 3-pointers made (Prairie View A&M), 10 free throws made (Gonzaga)
- Scored in double figures in five consecutive games from Feb. 20 until March 10
- In the WCC tournament, scored 16 points, hit 8 of 8 from the free throw line and added a career-best 6 steals vs. Loyola Marymount
- Scored a team-high 17 points and hit a career-best 10 of 10 from the free throw line in a home win against Gonzaga
- Scored in double figures 10 times, had 20-plus points once, led the team in scoring twice and assists once

In 2012-13 • Sophomore

- Averaged 2.1 points, 1.9 rebounds, 0.5 assists and shot .380 from the field

In 2011-12 • Freshman

- Started 15 times and played in 34 games
- Posted season highs of 20 points, 4 rebounds, 9 assists, 4 steals and 2 blocks
- Got first start in 14 games vs. Gonzaga and posted 10 points, 5 assists, 4 boards and 3 steals
- Hit 7 of 8 from the field and 6 of 7 from downtown for a then career-best 20 points vs. Buffalo
- Averaged 4.3 points, 1.7 assists, 1.6 rebounds and 1.0 steals

Before BYU

- Coached by Grant Rice at Bishop Gorman High School
- Helped lead Bishop Gorman to back-to-back Nevada 4A state titles
- Averaged 17 points and 7 boards as a senior and led Bishop Gorman to a 30-2 record
- Earned first-team All-Southwest League and first-team All-Sunset Division honors

Personal

- Parents are Chuck Winder and Teresa Williams
- Has one sister
- Also recruited by Nevada, SMU, Portland, UC Riverside and Idaho

2014-15 GAME-BY-GAME

Opponent	Date	GS	Min	FG	FGA	Pct	3FG	FGA	Pct	FT	FTA	Pct	Off	Def	TR	Avg	PF	FO	A	TO	Blk	Stl	Pts	Avg	
Long Beach State	11/14/14		24	4	7	.571	2	4	.500	2	3	.667	0	6	6	6.0	1	0	2	0	0	1	12	12.0	
Arkansas-Little Rock	11/18/14		18	4	9	.444	1	4	.250	0	0	.000	0	5	5	5.5	2	0	2	0	0	1	9	10.5	
Southern Virginia	11/19/14		15	4	7	.571	0	2	.000	2	2	1.000	0	0	0	3.7	2	0	1	1	2	2	10	10.3	
vs. San Diego State	11/24/14		37	5	12	.417	2	3	.667	2	4	.500	2	3	5	4.0	3	0	1	0	0	0	14	11.3	
vs. Chaminade	11/25/14		24	7	11	.636	2	3	.667	2	3	.667	1	7	8	4.8	3	0	3	2	1	2	18	12.6	
vs. Purdue	11/26/14		34	7	9	.778	3	3	1.000	1	2	.500	0	1	1	4.2	3	0	0	0	0	0	18	13.5	
Eastern Kentucky	11/29/14		20	7	11	.636	3	4	.750	2	2	1.000	2	3	5	4.3	3	0	1	3	0	2	19	14.3	
at Utah State	12/02/14		29	6	10	.600	1	4	.250	4	4	1.000	0	3	3	4.1	4	0	3	2	0	2	17	14.6	
vs. Hawai'i	12/06/14		31	4	10	.400	2	6	.333	1	2	.500	1	4	5	4.2	3	0	6	2	1	2	11	14.2	
Utah	12/10/14		32	4	8	.500	2	5	.400	0	0	.000	2	2	4	4.2	3	0	2	0	0	2	10	13.8	
at Weber State	12/13/14																								
Stanford	12/20/14																								
UMass	12/23/14																								
Gonzaga	12/27/14																								
Portland	12/29/14																								
at Santa Clara	01/01/15																								
at San Francisco	01/03/15																								
Pepperdine	01/08/15																								
Loyola Marymount	01/10/15																								
at Pacific	01/15/15																								
at Saint Mary's	01/17/15																								
at San Diego	01/24/15																								
San Francisco	01/29/15																								
Santa Clara	01/31/15																								
at Pepperdine	02/05/15																								
at Loyola Marymount	02/07/15																								
Saint Mary's	02/12/15																								
Pacific	02/14/15																								
San Diego	02/19/15																								
at Portland	02/26/15																								
at Gonzaga	02/28/15																								
Totals			0	264	52	94	.553	18	38	.474	16	22	.727	8	34	42	4.2	27	0	21	10	4	14	138	13.8

CAREER STATISTICS (ALL GAMES)

Year	GP	GS	Min	Avg	FG	FGA	Pct	3FG	FGA	Pct	FT	FTA	Pct	Off	Def	TR	Avg	PF	FO	A	TO	Blk	Stl	Pts	Avg
2011-12	34	15	551	16.2	48	131	.366	25	84	.298	26	41	.634	3	50	53	1.6	40	0	57	32	3	35	147	4.3
2012-13	31	1	250	8.1	19	50	.380	5	20	.250	21	33	.636	8	24	32	1.0	28	0	16	9	2	13	64	2.1
2013-14	35	9	586	16.7	76	141	.539	25	62	.403	51	69	.739	6	56	62	1.8	55	0	45	19	2	20	228	6.5
2014-15	10	0	264	26.4	52	94	.553	18	38	.474	16	22	.727	8	34	42	4.2	27	0	21	10	4	14	138	13.8
TOTAL	110	25	1651	15.0	195	416	.469	73	204	.358	114	165	.691	25	164	189	1.7	150	0	139	70	11	82	577	5.2

CAREER STATISTICS (CONFERENCE GAMES)

Year	GP	GS	Min	Avg	FG	FGA	Pct	3FG	FGA	Pct	FT	FTA	Pct	Off	Def	TR	Avg	PF	FO	A	TO	Blk	Stl	Pts	Avg	
2011-12	16	7	238	14.9	23	62	.371	10	36	.278	11	14	.786	1	26	27	1.7	26	0	19	11	0	20	67	4.2	
2012-13	16	1	160	10.0	17	35	.486	5	14	.357	12	17	.706	6	12	18	1.1	21	0	10	4	1	11	51	3.2	
2013-14	18	3	280	15.6	35	63	.556	12	27	.444	29	41	.707	3	26	29	1.6	24	0	17	13	1	4	111	6.2	
2014-15																										
TOTAL	50	11	678	13.6	75	160	.469	27	77	.351	52	72	.722	10	64	74	1.5	71	0	46	28	2	35	229	4.6	

#23 • SKYLER HALFORD  
6-1 • 175 • SR. • GUARD



OREM, UTAH  
SALT LAKE CC

**2014-15 SEASON — PPG: 4.7 RPG: 1.2 APG: 2.6 SPG: 0.7 BPG: 0.0 FG%: .343 3FG%: .300 FT%: 1.000**

**Last Time Out**

- Had 3 steals, 2 points, 2 rebounds and 2 assists against Utah

**In 2014-15 • Senior**

- Scored 18 points coming off the bench and led the team with a career-best 7 assists vs. Long Beach State
- Scored 9 points on 3 threes and added 4 assists vs. ECU

**In 2013-14 • Junior**

- Named WCC Player of the Week Jan. 6 for scoring 28 points on 11 of 16 shooting against San Diego while adding 3 assists, 2 rebounds and 1 steal
- Posted season highs of 28 points (San Diego), 6 rebounds (twice), 4 assists (Santa Clara), 3 steals (at San Francisco), 11 field goals made (San Diego), 4 made threes (San Diego) and 11 free throws made (at San Francisco)
- Scored 28 points and had 3 assists against San Diego on Jan. 4
- Scored 18 points against Pepperdine and grabbed 6 rebounds on Jan. 9
- Scored 12 points, grabbed 6 rebounds and had 4 assists against Santa Clara on Feb. 6
- Scored in double figures 13 times, had 20-plus points once and 3-plus threes 3 times

**Before BYU**

- Named an NJCAA All-America First Team honoree as a sophomore at Salt Lake CC

- Region 18 MVP and Scenic West Athletic Conference Player of the Year
- Led SLCC to a record of 29-5 overall and 14-1 in the SWAC
- Led SLCC to the SWAC and Region 18 titles and to the round of 16 in the NJCAA Tournament
- Averaged 17.4 points, 4.5 rebounds, 4.0 assists and 1.6 steals
- Shot .461 from the field, .393 from three and .908 from the free throw line
- Averaged 10.6 points, 3.1 rebounds, 1.8 assists and 1.1 steals as a freshman
- Shot .452 from the field, .450 from three and .819 from the free throw line
- Earned second-team all-region honors
- Led SLCC to a record of 22-9 overall and 9-6 in the SWAC
- As a senior at Timpanogos High School was second in 5A in scoring at 23.6 points per game
- Also averaged 5.0 rebounds and 4.5 assists as a senior and led the Timberwolves to the state tournament
- Averaged 19.8 points per game as a junior
- Averaged 13.2 points per game as sophomore

**Personal**

- Parents are Rod and Jill
- Has four siblings
- Served a mission for The Church of Jesus Christ of Latter-day Saints in Brazil

**2014-15 SEASON HIGHS**

PTS	18 vs. LBSU – 11/14/14
1st H	7 vs. LBSU – 11/14/14
2nd H	11 vs. LBSU – 11/14/14
REB	4 at Utah – 12/2/14
AST	7 vs. LBSU – 11/14/14
STL	3 vs. Utah – 12/10/14
BLK	—
FGM	5 vs. LBSU – 11/14/14
FGA	8 vs. ECU – 11/29/14
3PM	3 vs. ECU – 11/29/14
3PA	6 vs. ECU – 11/29/14
FTM	6 vs. LBSU – 11/14/14
FTA	6 vs. LBSU – 11/14/14

**CAREER HIGHS**

PTS	28 vs. San Diego – 1/04/14
1st H	15 vs. San Diego – 1/04/14
2nd H	14 at USF – 1/16/14
REB	6, twice, last vs. Santa Clara – 2/6/14
AST	7 vs. LBSU – 11/14/14
STL	3, twice, last vs. Utah – 12/10/14
BLK	1 at Pacific – 2/13/14
FGM	11 vs. San Diego – 1/04/14
FGA	16 vs. San Diego – 1/04/14
3PM	4 vs. San Diego – 1/04/14
3PA	9 vs. Pacific – 1/30/14
FTM	11 at USF – 1/16/14
FTA	12 at USF – 1/16/14

**MISCELLANEOUS**

	14-15	Career
Double-Figure Points	1 (1-0)	14 (10-4)
20-plus Points	0 (0-0)	1 (1-0)
Double-Figure Reb	0 (0-0)	0 (0-0)
Double-Doubles	0 (0-0)	0 (0-0)
3-plus Steals	1 (0-1)	2 (1-1)
3-plus Blocks	0 (0-0)	0 (0-0)
3-plus 3-point FG	1 (1-0)	4 (4-0)
Scoring Leader	0 (0-0)	1 (1-0)
Rebound Leader	0 (0-0)	0 (0-0)
Assist Leader	1 (1-0)	3 (3-0)

**2014-15 GAME-BY-GAME**

Opponent	Date	GS	Min	FG	FGA	Pct	3FG	FGA	Pct	FT	FTA	Pct	Off	Def	TR	Avg	Pf	FO	A	TO	Blk	Stl	Pts	Avg
Long Beach State	11/14/14		24	5	7	.714	2	3	.667	6	6	1.000	0	0	0	0.0	3	0	7	2	0	0	18	18.0
Arkansas-Little Rock	11/18/14		16	2	6	.333	0	3	.000	0	0	.000	0	0	0	0.0	0	0	3	2	0	0	4	11.0
Southern Virginia	11/19/14	*	2	0	1	.000	0	1	.000	0	0	.000	0	0	0	0.0	0	0	1	1	0	0	0	7.3
vs. San Diego State	11/24/14																							
vs. Chaminade	11/25/14		10	1	4	.250	1	2	.500	0	0	.000	1	0	1	0.3	2	0	4	3	0	2	3	6.3
vs. Purdue	11/26/14		2	0	1	.000	0	1	.000	0	0	.000	0	0	0	0.2	1	0	0	1	0	0	0	5.0
Eastern Kentucky	11/29/14		19	3	8	.375	3	6	.500	0	0	.000	0	2	2	0.5	1	0	4	3	0	0	9	5.7
at Utah State	12/02/14		20	0	2	.000	0	2	.000	4	4	1.000	1	3	4	1.0	4	0	2	0	0	1	4	5.4
vs. Hawai'i	12/06/14		10	0	2	.000	0	1	.000	2	2	1.000	0	2	2	1.1	3	0	0	1	0	0	2	5.0
Utah	12/10/14		12	1	4	.250	0	1	.000	0	0	.000	0	2	2	1.2	0	0	2	0	0	3	2	4.7
at Weber State	12/13/14																							
Stanford	12/20/14																							
UMass	12/23/14																							
Gonzaga	12/27/14																							
Portland	12/29/14																							
at Santa Clara	01/01/15																							
at San Francisco	01/03/15																							
Pepperdine	01/08/15																							
Loyola Marymount	01/10/15																							
at Pacific	01/15/15																							
at Saint Mary's	01/17/15																							
at San Diego	01/24/15																							
San Francisco	01/29/15																							
Santa Clara	01/31/15																							
at Pepperdine	02/05/15																							
at Loyola Marymount	02/07/15																							
Saint Mary's	02/12/15																							
Pacific	02/14/15																							
San Diego	02/19/15																							
at Portland	02/26/15																							
at Gonzaga	02/28/15																							
Totals		1	115	12	35	.343	6	20	.300	12	12	1.000	2	9	11	1.2	14	0	23	13	0	6	42	4.7

**CAREER STATISTICS (ALL GAMES)**

Year	GP	GS	Min	Avg	FG	FGA	Pct	3FG	FGA	Pct	FT	FTA	Pct	Off	Def	TR	Avg	Pf	FO	A	TO	Blk	Stl	Pts	Avg
2013-14	35	13	528	15.1	84	195	.431	29	93	.312	49	58	.845	6	44	50	1.4	49	0	35	29	1	15	246	7.0
2014-15	9	1	115	12.8	12	35	.343	6	20	.300	12	12	1.000	2	9	11	1.2	14	0	23	13	0	6	42	4.7
TOTAL	44	14	643	14.6	96	230	.417	35	113	.310	61	70	.871	8	53	61	1.4	63	0	58	42	1	21	288	6.5

**CAREER STATISTICS (CONFERENCE GAMES)**

Year	GP	GS	Min	Avg	FG	FGA	Pct	3FG	FGA	Pct	FT	FTA	Pct	Off	Def	TR	Avg	Pf	FO	A	TO	Blk	Stl	Pts	Avg	
2013-14	18	13	346	19.2	52	130	.400	19	64	.297	35	40	.875	5	32	37	2.1	25	0	23	21	1	7	158	8.8	
2014-15																										
TOTAL	18	13	346	19.2	52	130	.400	19	64	.297	35	40	.875	5	32	37	2.1	25	0	23	21	1	7	158	8.8	

**#24 • FRANK BARTLEY IV**  
6-3 • 200 • SO • GUARD



**BATON ROUGE, LOUISIANA**  
**FUTURE COLLEGE PREP**

**2014-15 SEASON — PPG: 1.8 RPG: 1.5 APG: 1.6 SPG: 0.5 BPG: 0.2 FG%: .500 3FG%: .000 FT%: .500**

**Last Time Out**

- Had 2 points and 1 rebound against Utah

**In 2014-15 • Sophomore**

- Scored 3 points and grabbed 1 rebound in 4 minutes vs. Long Beach State
- Set career-high with 7 assists and added 6 rebounds, 4 points, 4 steals and a career-high 2 blocks against Southern Virginia
- Had 4 points, 3 rebounds, 4 assists and 1 steal vs. ECU

**In 2013-14 • Freshman**

- Posted season highs of 16 points (Mount St. Mary's), 7 rebounds (twice), 6 assists (Prairie View A&M), 2 steals (twice), 6 field goals made (Mount St. Mary's), 3 3-pointers made (Texas), 6 free throws made (twice)
- Scored 14 points and grabbed five rebounds against Utah State on Nov. 30
- Scored 5 points and had 6 assists to go along with 4 rebounds against Prairie View A&M on Dec. 11
- Scored 6 points, grabbed 7 rebounds and had 4 assists against Loyola Marymount on Dec. 28
- Scored in double figures 5 times, hit 3 threes once and led the team in assists twice
- Averaged 3.9 points and 2.1 rebounds and totaled 25 assists and 13 steals

- Led Future College Prep to a record of 52-13 and the West Coast Prep title
- Averaged 19.7 points, 8.5 rebounds, 6.7 assists, 3.3 steals and 1.0 blocks
- Played three years of high school basketball at Christian Life Academy
- As a senior led Christian Life to a 26-7 overall record and the 1A state title
- Was named LSWA Class 1A MVP, first-team all-state and District 7-1A co-MVP while averaging 14.2 points, 6.2 rebounds and 3.3 assists
- As a junior earned District 7-1A MVP honors and was named all-state and all-metro
- Was a member of the state championship team as a sophomore
- Played football at Christian Life, earned all-district honors and recorded 800-plus receiving yards as a senior

**Personal**

- Parents are Frank Bartley III and Janice
- Has three sisters
- Also recruited by Auburn, Fordham, George Mason, Marquette, San Diego State and Utah

**Before BYU**

- Played in 2012-13 at Future College Prep for Les Bean

**2014-15 SEASON HIGHS**

PTS	4, twice, last vs. ECU – 11/29/14
1st H	4, twice, last vs. ECU – 11/29/14
2nd H	2, 3 times, last vs. Utah – 12/10/14
REB	6 vs. SVU – 11/19/14
AST	7 vs. SVU – 11/19/14
STL	4 vs. SVU – 11/19/14
BLK	2 vs. SVU – 11/19/14
FGM	2, twice, last vs. ECU – 11/29/14
FGA	3, twice, last vs. Utah – 12/10/14
3PM	—
3PA	1, 5 times, last vs. Utah – 12/10/14
FTM	2 vs. Hawai'i – 12/6/14
FTA	2, 3 times, last vs. Hawai'i – 12/6/14

**CAREER HIGHS**

PTS	16 vs. Mount St. Mary's – 11/15/13
1st H	10 vs. Mount St. Mary's – 11/15/13
2nd H	11 vs. Utah State – 11/30/13
REB	7, twice, last vs. LMU – 12/28/13
AST	7 vs. SVU – 11/19/14
STL	2, twice, last vs. North Texas – 12/3/13
BLK	1, 6 times, last vs. Portland – 2/24/14
FGM	6 vs. Mount St. Mary's – 11/15/13
FGA	11 vs. Utah State – 11/30/13
3PM	3 vs. Texas – 11/25/13
3PA	5 vs. Wichita State – 11/26/13
FTM	6, twice, last at UMass – 12/7/13
FTA	8, twice, last at UMass – 12/7/13

**MISCELLANEOUS**

	14-15	Career
Double-Figure Points	0 (0-0)	6 (4-2)
20-plus Points	0 (0-0)	0 (0-0)
Double-Figure Reb	0 (0-0)	0 (0-0)
Double-Doubles	0 (0-0)	0 (0-0)
3-plus Steals	0 (0-0)	0 (0-0)
3-plus Blocks	0 (0-0)	0 (0-0)
3-plus 3-point FG	0 (0-0)	1 (1-0)
Scoring Leader	0 (0-0)	0 (0-0)
Rebound Leader	0 (0-0)	0 (0-0)
Assist Leader	1 (1-0)	2 (1-1)

**2014-15 GAME-BY-GAME**

Opponent	Date	GS	Min	FG	FGA	Pct	3FG	FGA	Pct	FT	FTA	Pct	Off	Def	TR	Avg	PF	FO	A	TO	Blk	Stl	Pts	Avg	
Long Beach State	11/14/14		4	1	2	.500	0	1	.000	1	2	.500	0	1	1	1.0	0	0	0	1	0	0	3	3.0	
Arkansas-Little Rock	11/18/14		4	1	1	1.000	0	0	.000	0	1	.000	0	1	1	1.0	0	0	2	0	0	0	2	2.5	
Southern Virginia	11/19/14		16	2	3	.667	0	0	.000	0	0	.000	0	6	6	2.7	0	0	7	3	2	4	4	3.0	
vs. San Diego State	11/24/14		0	0	0	.000	0	0	.000	0	0	.000	0	0	0	2.0	0	0	0	0	0	0	0	2.3	
vs. Chaminade	11/25/14		11	0	1	.000	0	1	.000	0	0	.000	0	2	2	2.0	2	0	3	1	0	0	0	1.8	
vs. Purdue	11/26/14		0	0	0	.000	0	0	.000	0	0	.000	0	0	0	1.7	0	0	0	0	0	0	0	1.5	
Eastern Kentucky	11/29/14		14	2	2	1.000	0	0	.000	0	1	.000	2	1	3	1.9	1	0	4	0	0	1	4	1.9	
at Utah State	12/02/14		2	0	1	.000	0	1	.000	1	2	.500	0	0	0	1.6	0	0	0	0	0	0	1	1.8	
vs. Hawai'i	12/06/14		6	0	1	.000	0	1	.000	2	2	1.000	0	1	1	1.6	1	0	0	1	0	0	2	1.8	
Utah	12/10/14		10	1	3	.333	0	1	.000	0	0	.000	1	0	1	1.5	1	0	0	1	0	0	2	1.8	
at Weber State	12/13/14																								
Stanford	12/20/14																								
UMass	12/23/14																								
Gonzaga	12/27/14																								
Portland	12/29/14																								
at Santa Clara	01/01/15																								
at San Francisco	01/03/15																								
Pepperdine	01/08/15																								
Loyola Marymount	01/10/15																								
at Pacific	01/15/15																								
at Saint Mary's	01/17/15																								
at San Diego	01/24/15																								
San Francisco	01/29/15																								
Santa Clara	01/31/15																								
at Pepperdine	02/05/15																								
at Loyola Marymount	02/07/15																								
Saint Mary's	02/12/15																								
Pacific	02/14/15																								
San Diego	02/19/15																								
at Portland	02/26/15																								
at Gonzaga	02/28/15																								
Totals			0	67	7	14	.500	0	5	.000	4	8	.500	3	12	15	1.5	5	0	16	7	2	5	18	1.8

**CAREER STATISTICS (ALL GAMES)**

Year	GP	GS	Min	Avg	FG	FGA	Pct	3FG	FGA	Pct	FT	FTA	Pct	Off	Def	TR	Avg	PF	FO	A	TO	Blk	Stl	Pts	Avg
2013-14	34	0	370	10.9	44	119	.370	12	36	.333	32	62	.516	21	51	72	2.1	26	0	25	15	6	13	132	3.9
2014-15	10	0	67	6.7	7	14	.500	0	5	.000	4	8	.500	3	12	15	1.5	5	0	16	7	2	5	18	1.8
<b>TOTAL</b>	<b>44</b>	<b>0</b>	<b>437</b>	<b>9.9</b>	<b>51</b>	<b>133</b>	<b>.383</b>	<b>12</b>	<b>41</b>	<b>.293</b>	<b>36</b>	<b>70</b>	<b>.514</b>	<b>24</b>	<b>63</b>	<b>87</b>	<b>2.0</b>	<b>31</b>	<b>0</b>	<b>41</b>	<b>22</b>	<b>8</b>	<b>18</b>	<b>150</b>	<b>3.4</b>

**CAREER STATISTICS (CONFERENCE GAMES)**

Year	GP	GS	Min	Avg	FG	FGA	Pct	3FG	FGA	Pct	FT	FTA	Pct	Off	Def	TR	Avg	PF	FO	A	TO	Blk	Stl	Pts	Avg
2013-14	17	0	99	5.8	8	33	.242	0	7	.000	2	13	.154	8	13	21	1.2	3	0	11	2	1	3	18	1.1
2014-15																									
<b>TOTAL</b>	<b>17</b>	<b>0</b>	<b>99</b>	<b>5.8</b>	<b>8</b>	<b>33</b>	<b>.242</b>	<b>0</b>	<b>7</b>	<b>.000</b>	<b>2</b>	<b>13</b>	<b>.154</b>	<b>8</b>	<b>13</b>	<b>21</b>	<b>1.2</b>	<b>3</b>	<b>0</b>	<b>11</b>	<b>2</b>	<b>1</b>	<b>3</b>	<b>18</b>	<b>1.1</b>

#30 • DALTON NIXON  
6-7 • 215 • FR • FORWARD



OREM, UTAH  
OREM HS

2014-15 SEASON — PPG: 3.0 RPG: 1.5 APG: 0.9 SPG: 0.1 BPG: 0.1 FG%: .476 3FG%: .167 FT%: 1.000

Last Time Out

- Did not play against Utah

In 2014-15 • Freshman

- Had 4 points, the first points of his BYU career, against UALR
- Scored 10 points, grabbed 3 boards, 2 assists and a steal vs. SVU
- Had 7 points, 3 rebounds, 1 assist and 1 block vs. Chaminade
- Hit first career 3-pointer against Purdue

Before BYU

- A four-year letterman playing for Golden Holt at Orem High School
- Orem's all-time leading scorer with 1,367 points and a three-time first-team all-state honoree
- As a senior averaged 20.2 points, 8.9 rebounds, 1.7 assists and 1.1 steals as Orem finished 18-9 overall, 10-2 in region play and advanced to the 4A state championship game
- Named first-team all-state by the Deseret News and the Salt Lake Tribune
- As a junior averaged 17.5 points, 8.2 rebounds, 1.7 assists and 1.3 steals and hit 21 threes as Orem finished 20-4 overall and 13-1 in region play
- Named first-team all-state by the Deseret News and the Salt Lake Tribune, All-Valley by the Daily Herald
- As a sophomore averaged 12.5 points and 5.5 rebounds and hit 33 threes as Orem finished 24-1 overall, 14-0 in region play and won the 4A Utah state title
- Named first-team all-state by the Deseret News and the Salt Lake Tribune and All-Valley by the Daily Herald

- Named the 4A Tournament MVP as a sophomore
- National position recruiting rankings: 51st by ESPN
- Played for the Utah Prospects during the AAU season

Personal

- Parents are Kevin and Stephanie Nixon
- Has two sisters
- His father Kevin Nixon played at BYU from 1991-93
- Also recruited by Arizona State, Creighton, Hawai'i, San Diego, San Francisco, Utah, Utah State and Weber State

2014-15 SEASON HIGHS

PTS	10 vs. SVU – 11/19/14
1st H	4, twice, last vs. Chaminade – 11/25/14
2nd H	6 vs. SVU – 11/19/14
REB	3, 3 times, last vs. Chaminade – 11/25/14
AST	2, twice, last vs. SDSU – 11/24/14
STL	1 vs. SVU – 11/19/14
BLK	1 vs. Chaminade – 11/25/14
FGM	4 vs. SVU – 11/19/14
FGA	9 vs. SVU – 11/19/14
3PM	1 vs. Purdue – 11/26/14
3PA	2, twice, last vs. Chaminade – 11/25/14
FTM	2 vs. SVU – 11/19/14
FTA	2 vs. SVU – 11/19/14

MISCELLANEOUS

	14-15	Career
Double-Figure Points	1 (1-0)	same
20-plus Points	0 (0-0)	same
Double-Figure Reb	0 (0-0)	same
Double-Doubles	0 (0-0)	same
3-plus Steals	0 (0-0)	same
3-plus Blocks	0 (0-0)	same
3-plus 3-point FG	0 (0-0)	same
Scoring Leader	0 (0-0)	same
Rebound Leader	0 (0-0)	same
Assist Leader	0 (0-0)	same

2014-15 GAME-BY-GAME

Opponent	Date	GS	Min	FG	FGA	Pct	3FG	FGA	Pct	FT	FTA	Pct	Off	Def	TR	Avg	PF	FO	A	TO	Blk	Stl	Pts	Avg
Long Beach State	11/14/14		7	0	1	.000	0	1	.000	0	0	.000	0	1	1	1.0	2	0	0	0	0	0	0	0.0
Arkansas-Little Rock	11/18/14		7	2	3	.667	0	0	.000	0	0	.000	0	0	0	0.5	1	0	1	0	0	0	4	2.0
Southern Virginia	11/19/14		17	4	9	.444	0	2	.000	2	2	1.000	1	2	3	1.3	0	0	2	1	0	1	10	4.7
vs. San Diego State	11/24/14		6	0	0	.000	0	0	.000	0	0	.000	1	2	3	1.8	0	0	2	0	0	0	0	3.5
vs. Chaminade	11/25/14		16	3	5	.600	0	2	.000	1	1	1.000	0	3	3	2.0	3	0	1	1	1	0	7	4.2
vs. Purdue	11/26/14		6	1	2	.500	1	1	1.000	0	0	.000	1	0	1	1.8	3	0	0	0	0	0	3	4.0
Eastern Kentucky	11/29/14		2	0	0	.000	0	0	.000	0	0	.000	0	0	0	1.6	1	0	1	0	0	0	0	3.4
at Utah State	12/02/14																							
vs. Hawai'i	12/06/14		2	0	1	.000	0	0	.000	0	0	.000	0	1	1	1.5	1	0	0	0	0	0	0	3.0
Utah	12/10/14																							
at Weber State	12/13/14																							
Stanford	12/20/14																							
UMass	12/23/14																							
Gonzaga	12/27/14																							
Portland	12/29/14																							
at Santa Clara	01/01/15																							
at San Francisco	01/03/15																							
Pepperdine	01/08/15																							
Loyola Marymount	01/10/15																							
at Pacific	01/15/15																							
at Saint Mary's	01/17/15																							
at San Diego	01/24/15																							
San Francisco	01/29/15																							
Santa Clara	01/31/15																							
at Pepperdine	02/05/15																							
at Loyola Marymount	02/07/15																							
Saint Mary's	02/12/15																							
Pacific	02/14/15																							
San Diego	02/19/15																							
at Portland	02/26/15																							
at Gonzaga	02/28/15																							
Totals			0	63	10	21	.476	1	6	.167	3	3	1.000	3	9	12	1.5	11	0	7	2	1	24	3.0

CAREER STATISTICS (ALL GAMES)

Year	GP	GS	Min	Avg	FG	FGA	Pct	3FG	FGA	Pct	FT	FTA	Pct	Off	Def	TR	Avg	PF	FO	A	TO	Blk	Stl	Pts	Avg
2014-15	8	0	63	7.9	10	21	.476	1	6	.167	3	3	1.000	3	9	12	1.5	11	0	7	2	1	1	24	3.0
TOTAL	8	0	63	7.9	10	21	.476	1	6	.167	3	3	1.000	3	9	12	1.5	11	0	7	2	1	1	24	3.0

CAREER STATISTICS (CONFERENCE GAMES)

Year	GP	GS	Min	Avg	FG	FGA	Pct	3FG	FGA	Pct	FT	FTA	Pct	Off	Def	TR	Avg	PF	FO	A	TO	Blk	Stl	Pts	Avg	
2014-15																										
TOTAL																										

#33 • NATE AUSTIN  
6-11 • 230 • SR • FORWARD



ALPINE, UTAH  
LONE PEAK HS

**2014-15 SEASON — PPG: 3.0 RPG: 5.6 APG: 0.9 SPG: 0.7 BPG: 0.2 FG%: .500 3FG%: .200 FT%: .786**

**Last Time Out**

- Started against Utah

**In 2014-15 • Senior**

- Scored 6 points, grabbed 9 rebounds, had 3 assists and 2 blocks against Long Beach State
- Had 8 points and 11 boards vs. UALR
- Against Purdue had 7 points, 6 rebounds, 1 assist and 1 steal

**In 2013-14 • Junior**

- Ranked 53rd in the nation in total rebounds and 97th in rebounds per game
- Ranked 4th in the WCC in rebounding, 4th in offensive rebounds, 4th in defensive rebounds and 9th in blocks
- In the BYU record book, totaled the 3rd most offensive rebounds in a season, 2nd most personal fouls in a season and 5th most games started in a season
- Posted season highs of 12 points (at Stanford), 16 rebounds (San Francisco), 4 assists (Prairie View A&M), 4 steals (Prairie View A&M), 3 blocks (North Texas), 5 field goals made (at Stanford) and 5 free throws made (at Portland)
- Scored in double figures twice, had double figure rebounds 10 times, had 1 double-double and had 3-plus steals once and 3-plus blocks once

**In 2012-13 • Sophomore**

- Was 17th in the WCC in rebounding, 13th in blocked shots, 9th in offensive rebounds

- Played in all 36 games and started 7, including the last 5-straight
- Posted season highs of 9 points (at Gonzaga, vs. Baylor), 11 rebounds (vs. Baylor), 4 assists (vs. Eastern New Mexico), 3 steals (at Iowa State) and 3 blocks (twice)

**In 2011-12 • Freshman**

- Played in every game this season and started 1 game
- Posted season highs of 15 points, 10 rebounds, 3 assists and 2 blocks
- Tied for 10th in the WCC in offensive rebounds in league games
- Career-high 15 points came on 7 of 8 shooting vs. Weber State

**Before BYU**

- Helped Lone Peak to a 22-3 record as a senior
- Earned first-team all-state honors as a senior
- Averaged 11.5 points while helping the Knights to a trip to the state title game in 2009
- Helped Lone Peak win the 2008 state title
- Played with fellow Cougars Tyler Haws and Josh Sharp at Lone Peak
- Coached by Quincy Lewis
- Played for Salt Lake Metro club team directed by Dave Hammer and coached by Marty Haws

**Personal**

- Parents are Randy and Leslie Austin
- Served a mission for The Church of Jesus Christ of Latter-day Saints in McAllen, Texas
- Also recruited by Boise State and Utah State

**2014-15 SEASON HIGHS**

PTS	8 vs. UALR – 11/18/14
1st H	2, 4 times, last at Utah State 12/2/14
2nd H	6 vs. UALR – 11/18/14
REB	11 vs. UALR – 11/18/14
AST	3, twice, last vs. Chaminade – 11/25/14
STL	2 vs. UALR – 11/18/14
BLK	2 vs. LBSU – 11/14/14
FGM	4 vs. UALR – 11/18/14
FGA	4, twice, last vs. SDSU – 11/24/14
3PM	1 vs. LBSU – 11/14/14
3PA	2, twice, last at Utah State 12/2/14
FTM	3, 3 times, last at Utah State 12/2/14
FTA	4, 3 times, last at Utah State 12/2/14

**CAREER HIGHS**

PTS	15 vs. Weber State – 12/07/11
1st H	9, twice, last vs. Baylor – 4/2/13
2nd H	13 vs. Weber State – 12/7/11
REB	16 vs. San Francisco – 2/08/14
AST	4, twice, last vs. PVAMU – 12/11/13
STL	4 vs. Prairie View A&M – 12/11/13
BLK	3, 3 times, last vs. North Texas – 12/3/13
FGM	7 vs. Weber State – 12/07/11
FGA	8 vs. Weber State – 12/07/11
3PM	1, 13x, last vs. LBSU – 11/14/14
3PA	2, 15 times, last at Utah State – 12/2/14
FTM	5, 3 times, last at San Diego – 3/1/14
FTA	6, 3 times, last vs. Saint Mary's – 2/1/14

**MISCELLANEOUS**

	14-15	Career
Double-Figure Points	0 (0-0)	4 (4-0)
20-plus Points	0 (0-0)	0 (0-0)
Double-Figure Reb	1 (1-0)	13 (7-6)
Double-Doubles	0 (0-0)	1 (1-0)
3-plus Steals	0 (0-0)	2 (1-1)
3-plus Blocks	0 (0-0)	3 (2-1)
3-plus 3-point FG	0 (0-0)	0 (0-0)
Scoring Leader	0 (0-0)	0 (0-0)
Rebound Leader	3 (2-1)	27 (19-8)
Assist Leader	0 (0-0)	1 (1-0)

**2014-15 GAME-BY-GAME**

Opponent	Date	GS	Min	FG	FGA	Pct	3FG	FGA	Pct	FT	FTA	Pct	Off	Def	TR	Avg	PF	FO	A	TO	Blk	Stl	Pts	Avg	
Long Beach State	11/14/14	*	26	1	3	.333	1	1	1.00	3	4	.750	3	6	9	9.0	2	0	3	1	2	0	6	6.0	
Arkansas-Little Rock	11/18/14	*	30	4	4	1.000	0	0	.000	0	0	.000	2	9	11	10.0	2	0	0	0	0	2	8	7.0	
Southern Virginia	11/19/14	*	11	0	0	.000	0	0	.000	0	0	.000	0	3	3	7.7	2	0	0	0	0	1	0	4.7	
vs. San Diego State	11/24/14	*	26	0	4	.000	0	2	.000	0	0	.000	3	2	5	7.0	5	1	0	0	0	1	0	3.5	
vs. Chaminade	11/25/14	*	17	1	1	1.000	0	0	.000	2	2	1.000	1	6	7	7.0	1	0	3	0	0	0	4	3.6	
vs. Purdue	11/26/14	*	23	2	2	1.000	0	0	.000	3	4	.750	3	3	6	6.8	5	1	1	0	0	1	7	4.2	
Eastern Kentucky	11/29/14	*	23	0	0	.000	0	0	.000	0	0	.000	0	2	2	6.1	2	0	1	2	0	1	0	3.6	
at Utah State	12/02/14	*	31	1	4	.250	0	2	.000	3	4	.750	3	6	9	6.5	2	0	1	0	0	1	5	3.8	
vs. Hawai'i	12/06/14	*	10	0	0	.000	0	0	.000	0	0	.000	0	4	4	6.2	1	0	0	0	0	0	0	3.3	
Utah	12/10/14	*	0+	0	0	.000	0	0	.000	0	0	.000	0	0	0	5.6	0	0	0	0	0	0	0	3.0	
at Weber State	12/13/14																								
Stanford	12/20/14																								
UMass	12/23/14																								
Gonzaga	12/27/14																								
Portland	12/29/14																								
at Santa Clara	01/01/15																								
at San Francisco	01/03/15																								
Pepperdine	01/08/15																								
Loyola Marymount	01/10/15																								
at Pacific	01/15/15																								
at Saint Mary's	01/17/15																								
at San Diego	01/24/15																								
San Francisco	01/29/15																								
Santa Clara	01/31/15																								
at Pepperdine	02/05/15																								
at Loyola Marymount	02/07/15																								
Saint Mary's	02/12/15																								
Pacific	02/14/15																								
San Diego	02/19/15																								
at Portland	02/26/15																								
at Gonzaga	02/28/15																								
<b>Totals</b>			<b>10</b>	<b>197</b>	<b>9</b>	<b>18</b>	<b>.500</b>	<b>1</b>	<b>5</b>	<b>.200</b>	<b>11</b>	<b>14</b>	<b>.786</b>	<b>15</b>	<b>41</b>	<b>56</b>	<b>5.6</b>	<b>22</b>	<b>2</b>	<b>9</b>	<b>3</b>	<b>2</b>	<b>7</b>	<b>30</b>	<b>3.0</b>


**CAREER STATISTICS (ALL GAMES)**

Year	GP	GS	Min	Avg	FG	FGA	Pct	3FG	FGA	Pct	FT	FTA	Pct	Off	Def	TR	Avg	PF	FO	A	TO	Blk	Stl	Pts	Avg
2011-12	35	1	450	12.9	58	107	.542	7	23	.304	20	39	.513	53	79	132	3.8	95	6	19	20	15	9	143	4.1
2012-13	36	7	631	17.5	52	109	.477	3	15	.200	24	41	.585	77	88	165	4.6	92	5	20	21	23	21	131	3.6
2013-14	35	35	934	26.7	48	88	.545	2	4	.500	34	52	.654	90	188	278	7.9	119	6	32	38	31	26	132	3.8
2014-15	10	10	197	19.7	9	18	.500	1	5	.200	11	14	.786	15	41	56	5.6	22	2	9	3	2	7	30	3.0
<b>TOTAL</b>	<b>116</b>	<b>53</b>	<b>2212</b>	<b>19.1</b>	<b>167</b>	<b>322</b>	<b>.519</b>	<b>13</b>	<b>47</b>	<b>.277</b>	<b>89</b>	<b>146</b>	<b>.610</b>	<b>235</b>	<b>396</b>	<b>631</b>	<b>5.4</b>	<b>328</b>	<b>19</b>	<b>80</b>	<b>82</b>	<b>71</b>	<b>63</b>	<b>436</b>	<b>3.8</b>

**CAREER STATISTICS (CONFERENCE GAMES)**

Year	GP	GS	Min	Avg	FG	FGA	Pct	3FG	FGA	Pct	FT	FTA	Pct	Off	Def	TR	Avg	PF	FO	A	TO	Blk	Stl	Pts	Avg	
2011-12	16	1	230	14.4	28	52	.538	2	10	.200	12	22	.545	33	36	69	4.3	48	4	9	8	5	5	70	4.4	
2012-13	16	0	281	17.6	20	39	.513	1	8	.125	7	15	.467	29	39	68	4.3	41	2	8	9	10	9	48	3.0	
2013-14	18	18	505	28.1	24	42	.571	0	0	.000	21	32	.656	50	94	144	8.0	59	3	13	21	15	9	69	3.8	
2014-15																										
<b>TOTAL</b>	<b>50</b>	<b>19</b>	<b>1016</b>	<b>20.3</b>	<b>72</b>	<b>133</b>	<b>.541</b>	<b>3</b>	<b>18</b>	<b>.167</b>	<b>40</b>	<b>69</b>	<b>.580</b>	<b>112</b>	<b>169</b>	<b>281</b>	<b>5.6</b>	<b>148</b>	<b>9</b>	<b>30</b>	<b>38</b>	<b>30</b>	<b>23</b>	<b>187</b>	<b>3.7</b>	

#35 • ISAAC NEILSON  
6-11 • 225 • FR • FORWARD



MISSION VIEJO, CALIFORNIA  
MISSION VIEJO HS

2014-15 SEASON — PPG: 4.8 RPG: 2.7 APG: 0.4 SPG: 0.4 BPG: 0.4 FG%: .447 3FG%: .273 FT%: .688

**Last Time Out**

- Played 10 minutes against Utah

**In 2014-15 • Freshman**

- Became the first freshman since 2005 to score in double digits in the season opener with 10 points, also grabbed 1 rebound vs. Long Beach State
- Scored 13 points and added 7 rebounds, 2 assists and 4 steals against Southern Virginia
- Totaled 12 points, hit 2 threes and added 4 rebounds, 1 assist and 2 blocks vs. San Diego State

**Before BYU**

- Played for Troy Roelen at Mission Viejo
- As a senior averaged 15.3 points, 11.3 rebounds and 5.0 blocks while Mission Viejo finished 29-3 overall and 7-1 in league play
- Posted season highs of 29 points, 25 rebounds and 11 blocks
- Named MaxPreps All-State Division II Second Team, All-CIF Southern Section Team Division 2AA, Orange County Register All-County Team
- Named MVP of the 2010 Diablo Inferno Tournament where he averaged 14 points, 12 rebounds and 8 blocks
- As a junior averaged 9.0 points, 9.0 rebounds and 4.5 blocks
- Named first-team All-South Coast Conference

**Personal**

- Served a two-year mission for The Church of Jesus Christ of Latter-day Saints in Alabama
- Parents are Jim and Janice
- Has three brothers and two sisters

**2014-15 SEASON HIGHS**

PTS	13 vs. SVU – 11/19/14
1st H	8 vs. LBSU – 11/14/14
2nd H	11 vs. SVU – 11/19/14
REB	7 vs. SVU – 11/19/14
AST	2 vs. SVU – 11/19/14
STL	4 vs. SVU – 11/19/14
BLK	2, twice, last vs. Purdue – 11/26/14
FGM	5 vs. SVU – 11/19/14
FGA	8 vs. SVU – 11/19/14
3PM	2 vs. SDSU – 11/24/14
3PA	5 vs. SDSU – 11/24/14
FTM	6 vs. LBSU – 11/14/14
FTA	7 vs. LBSU – 11/14/14

**MISCELLANEOUS**

	14-15	Career
Double-Figure Points	3 (2-1)	same
20-plus Points	0 (0-0)	same
Double-Figure Reb	0 (0-0)	same
Double-Doubles	0 (0-0)	same
3-plus Steals	0 (0-0)	same
3-plus Blocks	0 (0-0)	same
3-plus 3-point FG	0 (0-0)	same
Scoring Leader	0 (0-0)	same
Rebound Leader	1 (1-0)	same
Assist Leader	0 (0-0)	same

**2014-15 GAME-BY-GAME**

Opponent	Date	GS	Min	FG	FGA	Pct	3FG	FGA	Pct	FT	FTA	Pct	Off	Def	TR	Avg	PF	FO	A	TO	Blk	Stl	Pts	Avg
Long Beach State	11/14/14		11	2	3	.667	0	0	.000	6	7	.857	1	0	1	1.0	0	0	0	0	0	10	10.0	
Arkansas-Little Rock	11/18/14		6	2	5	.400	0	1	.000	0	1	.000	1	1	2	1.5	2	0	1	0	0	4	7.0	
Southern Virginia	11/19/14		16	5	8	.625	0	1	.000	3	6	.500	5	2	7	3.3	4	0	2	1	0	4	13	9.0
vs. San Diego State	11/24/14		22	4	7	.571	2	5	.400	2	2	1.000	1	3	4	3.5	1	0	1	0	2	0	12	9.8
vs. Chaminade	11/25/14		15	2	5	.400	1	1	1.000	0	0	.000	2	3	5	3.8	2	0	0	0	0	0	5	8.8
vs. Purdue	11/26/14		13	2	5	.400	0	1	.000	0	0	.000	1	2	3	3.7	4	0	0	0	2	0	4	8.0
Eastern Kentucky	11/29/14	*	8	0	1	.000	0	0	.000	0	0	.000	2	1	3	3.6	1	0	0	1	0	0	0	6.9
at Utah State	12/02/14		1	0	1	.000	0	1	.000	0	0	.000	0	0	0	3.1	0	0	0	0	0	0	0	6.0
vs. Hawai'i	12/06/14		1	0	0	.000	0	0	.000	0	0	.000	2	0	2	3.0	0	0	0	2	0	0	0	5.3
Utah	12/10/14		10	0	3	.000	0	1	.000	0	0	.000	0	0	0	2.7	1	0	0	0	0	0	0	4.8
at Weber State	12/13/14																							
Stanford	12/20/14																							
UMass	12/23/14																							
Gonzaga	12/27/14																							
Portland	12/29/14																							
at Santa Clara	01/01/15																							
at San Francisco	01/03/15																							
Pepperdine	01/08/15																							
Loyola Marymount	01/10/15																							
at Pacific	01/15/15																							
at Saint Mary's	01/17/15																							
at San Diego	01/24/15																							
San Francisco	01/29/15																							
Santa Clara	01/31/15																							
at Pepperdine	02/05/15																							
at Loyola Marymount	02/07/15																							
Saint Mary's	02/12/15																							
Pacific	02/14/15																							
San Diego	02/19/15																							
at Portland	02/26/15																							
at Gonzaga	02/28/15																							
Totals		1	103	17	38	.447	3	11	.273	11	16	.688	15	12	27	2.7	15	0	4	4	4	4	48	4.8

**CAREER STATISTICS (ALL GAMES)**

Year	GP	GS	Min	Avg	FG	FGA	Pct	3FG	FGA	Pct	FT	FTA	Pct	Off	Def	TR	Avg	PF	FO	A	TO	Blk	Stl	Pts	Avg
2014-15	10	1	103	10.3	17	38	.447	3	11	.273	11	16	.688	15	12	27	2.7	15	0	4	4	4	4	48	4.8
TOTAL	10	1	103	10.3	17	38	.447	3	11	.273	11	16	.688	15	12	27	2.7	15	0	4	4	4	4	48	4.8

**CAREER STATISTICS (CONFERENCE GAMES)**

Year	GP	GS	Min	Avg	FG	FGA	Pct	3FG	FGA	Pct	FT	FTA	Pct	Off	Def	TR	Avg	PF	FO	A	TO	Blk	Stl	Pts	Avg	
2014-15																										
TOTAL																										

**#41 • LUKE WORTHINGTON**  
6-10 • 235 • SO • FORWARD



MEQUON, WISCONSIN  
HOMESTEAD HS

2014-15 SEASON — PPG: 3.5 RPG: 2.6 APG: 0.2 SPG: 0.6 BPG: 0.0 FG%: .483 3FG%: .000 FT%: .538

**Last Time Out**

- Had 2 points, 2 rebounds, an assist and a steal against Utah

**In 2014-15 • Sophomore**

- Had 7 points, 4 rebounds and a steal vs. UALR
- Set a career-high in points with 12 and steals with 2, while tying a career-high with 4 rebounds against Southern Virginia
- Totaled 4 points and 6 rebounds at Utah State

**In 2013-14 • Freshman**

- Posted season highs of 7 points (Santa Clara), 4 rebounds (at Saint Mary's), 2 field goals made (twice), 3 free throws made (Santa Clara).
- Hit 2 of 3 from the field and 3 of 4 from the free throw line to score 7 points against Santa Clara on Feb. 6
- Grabbed 4 rebounds, including 3 on the offensive end, and scored a point against Saint Mary's on Feb. 15
- Started in games against Portland, San Diego and Loyola Marymount from Feb. 22 until March 8
- Scored 5 points against Portland on Feb. 22
- Scored 4 points against Mount St. Mary's
- Averaged 1.0 points and 0.9 rebounds and shot .462 from the field

**Before BYU**

- Played for Kevin McKenna at Homestead High School
- Ranked the No. 7 prospect in the class of 2013 in the state of Wisconsin and No. 43 among power forwards nationally by ESPN.com

- One of seven Wisconsin players nominated for the McDonald's All-America Game
- As a senior was a team captain and averaged 13.6 points and 10.0 rebounds per game
- Led Homestead to a record of 13-7 overall and 8-4 in league play
- Named Wisconsin Basketball Coaches Association Division I All-State Honorable Mention
- Named third-team All-Area by the Milwaukee Wisconsin Journal Sentinel
- Named first-team All-North Shore Conference
- As a junior, averaged 12 points, 9 rebounds and 2 blocks
- Led Homestead to a record of 15-5 overall and 10-3 in league play
- Named first-team All-North Shore Conference
- Played for Wisconsin Playground Elite coached by Duane "Ike" Wilson
- Played football at Homestead, was a team captain and helped lead team to the 2012 Wisconsin state title
- Received all-conference, all-region and all-state honors in football
- Recruited by BYU and Wisconsin to play football
- Maintained a GPA above 4.0 and was a member of the National Honor Society

**Personal**

- Parents are John and Kris Worthington
- Has one brother and two sisters
- Also recruited by Butler, Princeton, Penn, Davidson, Yale, DePaul, Lehigh, Bucknell, Utah State and Saint Louis

**2014-15 SEASON HIGHS**

PTS	12 vs. SVU – 11/19/14
1st H	8 vs. SVU – 11/19/14
2nd H	4, twice, last at Utah State – 12/2/14
REB	6 at Utah State – 12/2/14
AST	1, twice, last vs. Utah – 12/10/14
STL	2 vs. SVU – 11/19/14
BLK	—
FGM	6 vs. SVU – 11/19/14
FGA	7, twice, last vs. SVU – 11/19/14
3PM	—
3PA	—
FTM	3 vs. Purdue – 11/26/14
FTA	4 vs. Purdue – 11/26/14

**CAREER HIGHS**

PTS	12 vs. Southern Virginia – 11/19/14
1st H	8 vs. Southern Virginia – 11/19/14
2nd H	4, twice, last at Utah State – 12/2/14
REB	6 at Utah State – 12/2/14
AST	1, 6 times, last vs. Utah – 12/10/14
STL	2 vs. Southern Virginia – 11/19/14
BLK	1, twice, last at San Diego – 3/1/14
FGM	6 vs. Southern Virginia – 11/19/14
FGA	7, twice, last vs. SVU – 11/19/14
3PM	—
3PA	—
FTM	3, twice, last vs. Purdue – 11/26/14
FTA	4, twice, last vs. Purdue – 11/26/14

**MISCELLANEOUS**

	14-15	Career
Double-Figure Points	1 (1-0)	1 (1-0)
20-plus Points	0 (0-0)	0 (0-0)
Double-Figure Reb	0 (0-0)	0 (0-0)
Double-Doubles	0 (0-0)	0 (0-0)
3-plus Steals	0 (0-0)	0 (0-0)
3-plus Blocks	0 (0-0)	0 (0-0)
3-plus 3-point FG	0 (0-0)	0 (0-0)
Scoring Leader	0 (0-0)	0 (0-0)
Rebound Leader	0 (0-0)	0 (0-0)
Assist Leader	0 (0-0)	0 (0-0)

**2014-15 GAME-BY-GAME**

Opponent	Date	GS	Min	FG	FGA	Pct	3FG	FGA	Pct	FT	FTA	Pct	Off	Def	TR	Avg	Pf	Fo	A	To	Blk	Stl	Pts	Avg	
Long Beach State	11/14/14	*	13	1	2	.500	0	0	.000	0	0	.000	1	1	2	2.0	2	0	0	1	0	0	2	2.0	
Arkansas-Little Rock	11/18/14	*	16	3	7	.429	0	0	.000	1	2	.500	1	3	4	3.0	2	0	0	0	0	1	7	4.5	
Southern Virginia	11/19/14	*	13	6	7	.857	0	0	.000	0	1	.000	4	0	4	3.3	2	0	0	3	0	2	12	7.0	
vs. San Diego State	11/24/14	*	8	0	1	.000	0	0	.000	0	0	.000	0	1	1	2.8	3	0	0	1	0	0	0	5.3	
vs. Chaminade	11/25/14	*	8	2	3	.667	0	0	.000	0	0	.000	1	0	1	2.4	1	0	0	1	0	0	4	5.0	
vs. Purdue	11/26/14	*	20	0	1	.000	0	0	.000	3	4	.750	1	2	3	2.5	5	1	1	1	0	1	3	4.7	
Eastern Kentucky	11/29/14		16	0	0	.000	0	0	.000	1	2	.500	1	1	2	2.4	3	0	0	0	0	1	1	4.1	
at Utah State	12/02/14	*	25	2	6	.333	0	0	.000	0	2	.000	3	3	6	2.9	4	0	0	0	0	0	4	4.1	
vs. Hawai'i	12/06/14	*	12	0	1	.000	0	0	.000	0	0	.000	0	1	1	2.7	3	0	0	0	0	0	0	3.7	
Utah	12/10/14	*	12	0	1	.000	0	0	.000	2	2	1.000	1	1	2	2.6	2	0	1	1	0	1	2	3.5	
at Weber State	12/13/14																								
Stanford	12/20/14																								
UMass	12/23/14																								
Gonzaga	12/27/14																								
Portland	12/29/14																								
at Santa Clara	01/01/15																								
at San Francisco	01/03/15																								
Pepperdine	01/08/15																								
Loyola Marymount	01/10/15																								
at Pacific	01/15/15																								
at Saint Mary's	01/17/15																								
at San Diego	01/24/15																								
San Francisco	01/29/15																								
Santa Clara	01/31/15																								
at Pepperdine	02/05/15																								
at Loyola Marymount	02/07/15																								
Saint Mary's	02/12/15																								
Pacific	02/14/15																								
San Diego	02/19/15																								
at Portland	02/26/15																								
at Gonzaga	02/28/15																								
<b>Totals</b>			9	143	14	29	.483	0	0	.000	7	13	.538	13	13	26	2.6	27	1	2	8	0	6	35	3.5

**CAREER STATISTICS (ALL GAMES)**

Year	GP	GS	Min	Avg	FG	FGA	Pct	3FG	FGA	Pct	FT	FTA	Pct	Off	Def	TR	Avg	Pf	Fo	A	To	Blk	Stl	Pts	Avg
2013-14	31	3	251	8.1	12	26	.462	0	0	.000	8	20	.400	13	16	29	0.9	56	2	4	14	2	4	32	1.0
2014-15	10	9	143	14.3	14	29	.483	0	0	.000	7	13	.538	13	13	26	2.6	27	1	2	8	0	6	35	3.5
<b>TOTAL</b>	41	12	394	9.6	26	55	.473	0	0	.000	15	33	.455	26	29	55	1.3	83	3	6	22	2	10	67	1.6

**CAREER STATISTICS (CONFERENCE GAMES)**

Year	GP	GS	Min	Avg	FG	FGA	Pct	3FG	FGA	Pct	FT	FTA	Pct	Off	Def	TR	Avg	Pf	Fo	A	To	Blk	Stl	Pts	Avg	
2013-14	16	2	147	9.2	5	10	.500	0	0	.000	7	12	.583	11	8	19	1.2	33	2	2	7	2	4	17	1.1	
2014-15																										
<b>TOTAL</b>	16	2	147	9.2	5	10	.500	0	0	.000	7	12	.583	11	8	19	1.2	33	2	2	7	2	4	17	1.1	



**#44 • CORBIN KAUFUSI**  
6-10 • 245 • FR • CENTER



PROVO, UTAH  
TIMPVIEW HS

**2014-15 SEASON — PPG: 3.2 RPG: 3.1 APG: 0.1 SPG: 0.2 BPG: 0.4 FG%: .444 3FG%: .000 FT%: .520**

**Last Time Out**

- Played a career-high 18 minutes as he scored 2 points, grabbed a rebound and had a steal against Utah

- Brother Bronson plays football at BYU and played basketball for the Cougars in 2012-13
- Served a two-year mission for The Church of Jesus Christ of Latter-day Saints in South Korea
- An Eagle Scout

**In 2014-15 • Freshman**

- Had 5 points and 4 boards vs. UALR
- Tied his season-high with 5 points, 4 rebounds and 1 assist vs. SVU
- Had career-bests of 8 points, 6 rebounds and 2 blocks vs. Chaminade
- Had 4 points, 4 boards and 1 steal vs. Hawai'i

**Before BYU**

- Coached by Perry Wildeboer at Timpview High School
- As a junior averaged 11.6 points while helping Timpview to a record of 19-6
- As a sophomore helped Timpview win the 4A state title and finish with a record of 19-7
- Played in the 2011 All-Valley Basketball All-Star Classic
- Played football and helped Timpview win state titles in 2008 and 2009
- Second-team all-state in football in 2011
- A member of the National Honors Society and a four-year academic honoree
- Also recruited by Stanford to play football

**Personal**

- Parents are Steve (an assistant coach on the BYU football team) and Michelle and has four siblings

**2014-15 SEASON HIGHS**

PTS	8 vs. Chaminade – 11/25/14
1st H	3, twice, last vs. SDSU – 11/24/14
2nd H	8 vs. Chaminade – 11/25/14
REB	6 vs. Chaminade – 11/25/14
AST	1 vs. SVU – 11/19/14
STL	1, twice, last vs. Utah – 12/10/14
BLK	2 vs. Chaminade – 11/25/14
FGM	2, twice, last vs. Chaminade – 11/25/14
FGA	4 vs. Chaminade – 11/25/14
3PM	—
3PA	—
FTM	5 vs. SVU – 11/19/14
FTA	9 vs. SVU – 11/19/14

**MISCELLANEOUS**

	14-15	Career
Double-Figure Points	0 (0-0)	same
20-plus Points	0 (0-0)	same
Double-Figure Reb	0 (0-0)	same
Double-Doubles	0 (0-0)	same
3-plus Steals	0 (0-0)	same
3-plus Blocks	0 (0-0)	same
3-plus 3-point FG	0 (0-0)	same
Scoring Leader	0 (0-0)	same
Rebound Leader	0 (0-0)	same
Assist Leader	0 (0-0)	same

**2014-15 GAME-BY-GAME**

Opponent	Date	GS	Min	FG	FGA	Pct	3FG	FGA	Pct	FT	FTA	Pct	Off	Def	TR	Avg	PF	FO	A	TO	Blk	Stl	Pts	Avg
Long Beach State	11/14/14		6	0	1	.000	0	0	.000	0	0	.000	1	0	1	1.0	3	0	0	1	0	0	0	0.0
Arkansas-Little Rock	11/18/14		12	2	4	.500	0	0	.000	1	3	.333	3	1	4	2.5	2	0	0	1	0	0	5	2.5
Southern Virginia	11/19/14		10	0	0	.000	0	0	.000	5	9	.556	0	4	4	3.0	1	0	1	2	0	0	5	3.3
vs. San Diego State	11/24/14		15	1	3	.333	0	0	.000	1	4	.250	2	2	4	3.3	4	0	0	0	1	0	3	3.3
vs. Chaminade	11/25/14		12	2	4	.500	0	0	.000	4	5	.800	4	2	6	3.8	2	0	0	3	2	0	8	4.2
vs. Purdue	11/26/14		9	1	2	.500	0	0	.000	0	2	.000	1	3	4	3.8	4	0	0	0	1	0	2	3.8
Eastern Kentucky	11/29/14																							
DNP																								
at Utah State	12/02/14		1	0	0	.000	0	0	.000	0	0	.000	0	0	0	3.3	0	0	0	0	0	0	0	3.3
vs. Hawai'i	12/06/14		16	1	1	1.000	0	0	.000	2	2	1.000	2	2	4	3.4	3	0	0	2	0	1	4	3.4
Utah	12/10/14		18	1	3	.333	0	0	.000	0	0	.000	1	0	1	3.1	3	0	0	0	0	1	2	3.2
at Weber State	12/13/14																							
Stanford	12/20/14																							
UMass	12/23/14																							
Gonzaga	12/27/14																							
Portland	12/29/14																							
at Santa Clara	01/01/15																							
at San Francisco	01/03/15																							
Pepperdine	01/08/15																							
Loyola Marymount	01/10/15																							
at Pacific	01/15/15																							
at Saint Mary's	01/17/15																							
at San Diego	01/24/15																							
San Francisco	01/29/15																							
Santa Clara	01/31/15																							
at Pepperdine	02/05/15																							
at Loyola Marymount	02/07/15																							
Saint Mary's	02/12/15																							
Pacific	02/14/15																							
San Diego	02/19/15																							
at Portland	02/26/15																							
at Gonzaga	02/28/15																							
Totals		0	99	8	18	.444	0	0	.000	13	25	.520	14	14	28	3.1	22	0	1	9	4	2	29	3.2

**CAREER STATISTICS (ALL GAMES)**

Year	GP	GS	Min	Avg	FG	FGA	Pct	3FG	FGA	Pct	FT	FTA	Pct	Off	Def	TR	Avg	PF	FO	A	TO	Blk	Stl	Pts	Avg
2014-15	9	0	99	11.0	8	18	.444	0	0	.000	13	25	.520	14	14	28	3.1	22	0	1	9	4	2	29	3.2
TOTAL	9	0	99	11.0	8	18	.444	0	0	.000	13	25	.520	14	14	28	3.1	22	0	1	9	4	2	29	3.2

**CAREER STATISTICS (CONFERENCE GAMES)**

Year	GP	GS	Min	Avg	FG	FGA	Pct	3FG	FGA	Pct	FT	FTA	Pct	Off	Def	TR	Avg	PF	FO	A	TO	Blk	Stl	Pts	Avg
2014-15																									
TOTAL																									

**5 players scored in double figures**

11/24/14 vs. SDSU, Haws 26, Collingsworth 21, Winder 14, Neilson 12, Fischer 11

**6 players scored in double figures**

1/19/14 vs. SVU, Toolson 15, Neilson 13, Haws 13, Fischer 10, Winder 10, Nixon 10

**No players scored in double figures**

2/21/05 at Air Force, 39-70 L

**One player recorded a double-double**

12/2/14 at Utah State  
Kyle Collingsworth, 20 points, 10 rebounds

**Two players recorded a double-double**

3/10/14 vs. San Francisco  
Kyle Collingsworth, 18 points, 12 rebounds  
Eric Mika, 11 points, 10 rebounds

**One player recorded a triple-double**

12/6/14 vs. Hawai'i  
Kyle Collingsworth, 19 points, 12 rebounds, 10 assists

**Two double-digit rebounders**

3/10/14 vs. San Francisco  
Collingsworth and Mika - 12 and 10 rebounds

**Six players had 5 or more rebounds**

1/1/11 vs. Fresno Pacific, C. Collingsworth-8, Rogers-5, Emery-5, Hartsock-5, Abouo-5, Davies-5

**Five players had 6 or more rebounds**

11/20/10 vs. Chicago State, Abouo-8, K. Collingsworth-7, Rogers-7, Anderson-6, C. Collingsworth-6, Davies-6

**Four players had 9 or more rebounds**

12/30/06 vs. Seton Hall, Cummond-12, Plaisted-9, Young-9, Ainge-9

**Two players fouled out**

11/26/14 vs. Purdue  
Nate Austin, Luke Worthington

**Three or more players fouled out**

1/3/09 vs. Wake Forest  
Chris Miles, Gavin MacGregor, Charles Abouo

**A BYU player received a technical foul**

12/2/14 at Utah State, Tyler Haws

**An opponent player received a technical foul**

12/2/14 at Utah State, Jojo McGlaston

**BYU coach received a technical foul**

11/26/13 vs. Wichita State, Dave Rose

**An opponent Coach received a technical foul**

11/18/14 vs. Arkansas-Little Rock

**A BYU player ejected from a game**

12/14/13 at Utah, Eric Mika (flagrant 2 foul)

**An opponent player ejected from a game**

2/1/14 vs. Saint Mary's, Garrett Jackson (flagrant 2 foul)

**A coach ejected from the game**

11/30/05 vs. Lamar (at Delta Center)  
Lamar coach Billy Tubbs (2 technical fouls)

**AT LEAST two players scored 20+ points**

12/6/14 vs. Hawai'i, Haws 30, Fischer 20

**Three players scored 20+ points**

3/19/13 vs. Washington, Haws 37, Davies 22, Carlino 20

**Four players scored 20+ points**

1/13/79 vs. New Mexico, D. Ainge-27, Scott Runia-25, Devin Durrant-20, Alan Taylor-20

**Two players scored 25+ points**

3/18/10 vs. Florida-NCAA 1st Round  
Jimmer Fredette 37, Michael Loyd, Jr. 26

**A player scored 30+ points**

12/6/14 vs. Hawai'i, Tyler Haws 30

**A player scored 40+ points**

1/23/14 at Portland, Tyler Haws 48

**A player attempted 20 or more field goals**

12/10/14 vs. Utah, Tyler Haws 22

**A player with 5 or more steals**

11/26/14 vs. Purdue, Kyle Collingsworth 6

**A player had double-digit assists**

12/6/14 vs. Hawai'i, Kyle Collingsworth 10

**A player made double-digit free throws**

12/6/14 vs. Hawai'i, Tyler Haws (10-10)

**A player shot 100% at the free throw line (min. 8 atts)**

12/6/14 vs. Hawai'i, Tyler Haws (10-10)

**A player shot 100% from the floor (min. 5 atts)**

1/7/12 vs. San Francisco, Brock Zylstra (8-8)

**A player shot 100% on threes (min. 3 atts)**

12/11/13 vs. Prairie View A&M, Anson Winder (3-3)

**Did not make a three**

3/8/14 vs. Loyola Marymount (0-12)

**26 #BYUhoops****Last time opponent did not make a three**

2/2/08 at Wyoming (0-15)

**BYU had six or fewer turnovers**

12/2/14 at Utah State, 6

**BYU committed 25-plus turnovers**

12/15/07 vs. Pepperdine, 86-67 W (29)

**BYU committed 11 or less team fouls in a game**

1/21/12 at Pepperdine, 11

**BYU scored 90 points**

12/6/14 vs. Hawai'i, 90

**BYU scored 100 points**

11/25/14 vs. Chaminade, 121

**BYU scored 110 points**

11/25/14 vs. Chaminade, 121

**BYU scored less than 50 points in a game**

1/15/08 at UNLV 41-70 L

**Held opponent to less than 50 points in a game**

11/19/14 vs. SVU 101-48 W

**BYU scored less than 40 points in a game**

2/21/05 at Air Force 39-70 L

**Held opponent to less than 40 points in a game**

11/23/10 vs. Mississippi Valley State 83-36 W

**Shot 60% from the field**

1/18/14 at Santa Clara (.615) 32-52

**Opponent shot 60% from the field**

12/22/05 at Utah State (.600) 36-60

**Shot 70% from the field in a half**

3/6/10 at TCU (.720) 18-25

**Did not miss a 2-point FG attempt in a half**

2/23/04 vs. Air Force, 13-13 inside the arc, (14-17, .824 overall)

**Shot less than 30% from the field**

2/21/05 at Air Force, (.280), 14-50

**Shot 100% from the free throw line**

11/26/11 vs. Wisconsin (11-11)

**Shot 90% from the free throw line (at least 10 attempts)**

3/19/13 vs. Washington, (.913), 21-23

**Shot less than 50% from the free throw line**

2/8/14 vs. San Francisco, (.483), 14-29

**Shot 60% on 3-pointers**

1/18/14 at Santa Clara (.636), 7-11

**Shot 70% on 3-pointers**

12/11/13 vs. Prairie View A&M (.714), 10-14

**Opponent scored less than 20 points in the 1st half**

12/10/11 at Utah, 17 (25-17, 61-42 W)

**Opponent scored less than 20 points in the 2nd half**

11/10/13 vs. Pepperdine, 16 (46-16, 76-51 W)

**BYU scored less than 20 points in the 1st half**

2/21/05 at Air Force, 13 (BYU trailed 13-37)

**BYU scored less than 20 points in the 2nd half**

1/15/00 vs. Utah, 19

**Opponent scored 50 or more points in a half**

2/13/14 at Pacific, 54 (2nd half)

**BYU scored 50 or more points in the first half**

11/25/14 vs. Chaminade, 66

**BYU scored 50 or more points in the second half**

12/6/14 vs. Hawai'i, 53

**BYU scored 60 or more points in the first half**

11/25/14 vs. Chaminade, 66

**BYU scored 60 or more points in the second half**

12/2/14 at Utah State, 60

**Won by 60 or more points (largest margin ever)**

12/22/06 vs. W. Oregon (62) 102-40

**Won by 50 or more points**

11/19/14 vs. SVU (53) 101-48

**Won by 40 or more points**

11/19/14 vs. SVU (53) 101-48

**Won by 30 or more points**

11/25/14 vs. Chaminade (36) 121-85

**Won by 25 or more points**

11/25/14 vs. Chaminade (36) 121-85

**Lost by 35-plus points**

11/22/04 vs. North Carolina (36) 86-50

**Lost by 30-plus points**

2/21/05 at Air Force (31) 39-70

**Lost by 25-plus points**

1/15/08 at UNLV (29) 70-41

**Played an overtime game**

11/26/14 vs. Purdue, 85-87 L (OT)

**Won in single overtime**

3/10/14 vs. San Francisco, 79-77 W (OT)

**Lost in overtime**

11/26/14 vs. Purdue, 85-87 L (OT)

**Played a double OT game**

11/24/14 @ San Diego State, 87-92 L (2OT)

**Played a triple OT game**

1/23/14 at Portland, 114-110 L (3OT)

**Won 15-straight games**

2009-10 (15)

**Won 10-straight games**

2010-11 (10)

**Lost 3-straight games**

2013-14 @ Oregon, @ LMU, @ Pepperdine

**Lost 4-straight games**

2013-14 @ Utah, @ Oregon, @ LMU, @ Pepperdine

**Lost 5-straight games**

2004-05 @ UNM, @ AFA, @ Utah, UNLV, vs. UNM (at MWC)

**Lost 9-straight games**

1997-98

**Lost 10-straight games**

1996-97 (21) - school record

**Played an NCAA tournament game**

3/20/14 vs. Oregon-NCAA 2nd Round, 68-87

**Won an NCAA Tournament game**

3/13/12 vs. Iona-NCAA 1st Round, 78-72

**Won two NCAA Tournament games**

1980-81 Princeton 60-51, UCLA 78-55, Notre Dame 51-50, then lost to Virginia 60-74  
Wofford 74-66, Gonzaga 89-67

**Won three NCAA Tournament games**

1980-81 Princeton 60-51, UCLA 78-55, Notre Dame 51-50, then lost to Virginia 60-74

**Played in the NIT**

4/2/13 vs. Baylor, 76-70 L

**Won an NIT game**

3/27/13 at Southern Miss 79-62 W

**Won two NIT games**

2012-13 Washington, 90-79, Mercer 90-79, Southern Miss 79-62

**Won three NIT games**

2012-13 Advanced to NIT semifinals  
1965-66 NIT CHAMPIONS  
1950-51 NIT CHAMPIONS

**Won a conference tournament**

2000-01

**Won a regular season conference title**

2010-11

**Won a conference regular season outright**

2007-08

**Defeated a ranked team**

2/20/14 vs. Gonzaga (25/22), 73-65

**Defeated a ranked team at home**

2/20/14 vs. Gonzaga (25/22), 73-65

**Defeated a ranked team on the road**

2/26/11 at SDSU (6/4), 80-67

**Was ranked in the top 25 AP Poll**

3/14/11 Ranked 10th

**Was ranked in the top 25 Coaches Poll**

3/29/11 Ranked 13th

**Finished season ranked in the top 25 polls**

2010-11 10th (AP), 13th (Coaches)

Official Basketball Box Score -- Game Totals -- Final Statistics
Long Beach State vs BYU
11/14/14 5:05 pm at Provo, Utah, Marriott Center

Long Beach State 90 • 0-1
Player stats for Long Beach State including Caffey, Mike; Samuels, David; Jones, Branford; LaSalle, McKay; Williams, Jack; Yussuf, Temidayo; McKnight, Eric; North, Deontae; Bibbins, Justin; Team.

BYU 95 • 1-0

Player stats for BYU including FISCHER, Chase; HAWS, Tyler; COLLINSWORTH, Kyle; AUSTIN, Nate; WORTHINGTON, Luke; SHARP, Josh; TOOLSON, Jake; WINDER, Anson; HALFORD, Skyler; BARTLEY IV, Frank; NIXON, Dalton; NEILSON, Isaac; KAUFUSI, Corbin; Team.

Officials: Brady Chelette, Martin Cichocki, Ryan McCarty
Technical fouls: Long Beach State-None. BYU-None.
Attendance: 16778

Score by periods table for Long Beach State vs BYU showing 1st, 2nd, and Total scores.

Last FG - LBSU 2nd-00:00, BYU 2nd-00:54.
Largest lead - LBSU by 5 1st-06:48, BYU by 10 2nd-04:57.
LBSU led for 05:51, BYU led for 30:38. Game was tied for 03:24.

Official Basketball Box Score -- Game Totals -- Final Statistics
Arkansas-Little Rock vs BYU
11/18/14 7:35 pm at Provo, Utah, Marriott Center

Arkansas-Little Rock 62 • 1-1
Player stats for Arkansas-Little Rock including Woods, Roger; Thomas, J.T.; Reid, James; Dillard, Ben; White, James; Brown, Andre; Washington, Jerron; Hagins, Josh; Hill, Maurius; Smith, DeVonte; Isom, Mareik; Leeper, Gus; Team.

BYU 91 • 2-0

Player stats for BYU in the second game including FISCHER, Chase; HAWS, Tyler; COLLINSWORTH, Kyle; AUSTIN, Nate; WORTHINGTON, Luke; SHARP, Josh; TOOLSON, Jake; WINDER, Anson; HALFORD, Skyler; BARTLEY IV, Frank; NIXON, Dalton; NEILSON, Isaac; KAUFUSI, Corbin; Team.

Officials: Michael Irving, Sam Haddad, Kevin Brill
Technical fouls: Arkansas-Little Rock-TEAM 2, BYU-None.
Attendance: 12469

Score by periods table for Arkansas-Little Rock vs BYU showing 1st, 2nd, and Total scores.

Last FG - UALR 2nd-00:05, BYU 2nd-00:30.
Largest lead - UALR by 3 1st-19:37, BYU by 31 2nd-00:30.
UALR led for 01:31, BYU led for 35:27. Game was tied for 03:02.

Official Basketball Box Score -- Game Totals -- Final Statistics
Southern Virginia vs BYU
11/19/14 7:05 pm at Provo, Utah, Marriott Center

Southern Virginia 48 • 1-1, 0-0
Player stats for Southern Virginia including Preston Eaton; Wesley Evans; Kaleio Manuela; Kevin Walker; Justin Langford; Cody Hosier; Kyle Dragnich; David Baety; Ermitit Mosely; Austin Wood; Joseph Ojelade; Taylor Larson; Aaron Rumbaugh; Ben Canevari; Michael Neufville; Cale Thornton; Team.

BYU 101 • 3-0, 0-0

Player stats for BYU in the third game including FISCHER, Chase; HAWS, Tyler; HALFORD, Skyler; AUSTIN, Nate; WORTHINGTON, Luke; ELLIS, Jordan; ANDRUS, Ryan; SHARP, Josh; TOOLSON, Jake; WINDER, Anson; BARTLEY IV, Frank; NIXON, Dalton; NEILSON, Isaac; KAUFUSI, Corbin; Team.

Officials: Glen Mayberry, Nate Harris, Scott Brown
Technical fouls: Southern Virginia-None. BYU-None.
Attendance: 13099

Score by periods table for Southern Virginia vs BYU showing 1st, 2nd, and Total scores.

Last FG - SVU 2nd-00:17, BYU 2nd-00:02.
Largest lead - SVU None, BYU by 56 2nd-02:08.
SVU led for 00:00, BYU led for 39:50. Game was tied for 00:10.

Official Basketball Box Score -- Game Totals -- Final Statistics
BYU vs SAN DIEGO STATE
11-24-14 6:30 p.m. at Lahaina Civic Center, Maui, Hawaii

BYU 87 • 3-1
Player stats for BYU in the fourth game including AUSTIN, Nate; WORTHINGTON, Luke; FISCHER, Chase; HAWS, Tyler; COLLINSWORTH, Kyle; TOOLSON, Jake; WINDER, Anson; BARTLEY IV, Frank; NIXON, Dalton; NEILSON, Isaac; KAUFUSI, Corbin; Team.

SAN DIEGO STATE 92 • 4-0

Player stats for San Diego State including SPENCER, Skylar; POLEE II, Dwayne; SHEPARD, Winston; O'BRIEN, JJ; KELL, Trey; ZABO, Kevin; CHOL, Angelo; ALLEN, Dakarai; QUINN, Aqeel; Team.

Officials: Randy McCall, Mike Sanzere, Wally Rutecki
Technical fouls: BYU-None. SAN DIEGO STATE-None.
Attendance: 2400

Score by periods table for San Diego State vs BYU showing 1st, 2nd, OT, and Total scores.

**Official Basketball Box Score -- Game Totals -- Final Statistics  
BYU vs Chaminade  
11-25-14 11:30 a.m. at Lahaina Civic Center, Maui, Hawaii**

**BYU 121 • 4-1**

#	Player	Total			3-Ptr			Rebounds			PF	TP	A	TO	Blk	Stl	Min
		FG	FGA	FT	FTA	Off	Def	Off	Def	Tot							
33	AUSTIN, Nate	f	1-1	0-0	2-2	1	6	7	1	4	3	0	0	0	0	17	
41	WORTHINGTON, Luke	f	2-3	0-0	0-0	1	0	1	4	0	1	0	0	0	1	23	
01	FISCHER, Chase	g	10-14	10-13	0-0	0	0	0	2	30	3	0	0	1	23		
03	HAWS, Tyler	g	6-7	1-2	6-6	1	0	1	2	19	3	0	0	0	16		
05	COLLINSWORTH, Kyle	g	4-10	0-0	6-7	3	5	8	1	14	6	3	0	3	21		
02	ELLIS, Jordan	g	0-0	0-0	0-0	0	2	2	0	0	1	0	0	0	5		
10	ANDRUS, Ryan	g	0-0	0-0	0-0	1	1	2	0	0	1	0	0	0	3		
15	SHARP, Josh	g	0-0	0-0	1-2	1	1	2	1	0	0	0	0	0	7		
12	TOOLSON, Jake	g	3-9	2-5	0-0	0	2	2	0	8	1	0	0	0	12		
20	WINDER, Anson	g	7-11	2-3	2-3	1	7	8	3	18	3	2	1	2	24		
23	HALFORD, Skyler	g	1-4	1-2	0-0	1	0	1	2	3	4	3	0	2	10		
24	BARTLEY IV, Frank	g	0-1	0-1	0-0	0	2	2	0	3	1	0	0	0	11		
20	NIXON, Dalton	g	3-5	0-2	1-1	0	3	3	2	7	1	1	0	0	16		
35	NEILSON, Isaac	g	2-5	1-1	0-0	2	3	2	2	5	0	0	0	0	15		
44	KAUFUSI, Corbin	g	2-4	0-0	4-5	4	2	6	2	8	0	3	2	0	12		
	Team					0	1	1									
	<b>Totals</b>		41-74	17-29	22-26	15	35	50	23	121	28	15	4	10	200		

FG % 1st Half: 23-37 62.2% 2nd half: 18-37 48.6% Game: 41-74 55.4% Deadball Rebounds 0  
 3FG % 1st Half: 14-18 77.8% 2nd half: 10-19 52.6% Game: 17-29 58.6%  
 FT % 1st Half: 6-8 75.0% 2nd half: 16-18 88.9% Game: 22-26 84.6%

**Chaminade 85 • 2-2**

#	Player	Total			3-Ptr			Rebounds			PF	TP	A	TO	Blk	Stl	Min
		FG	FGA	FT	FTA	Off	Def	Off	Def	Tot							
25	Eteuati, Frankie	f	3-8	0-1	2-4	1	4	5	2	8	1	0	2	0	19		
05	Bailey, Lee	g	2-6	1-1	5-6	0	4	4	2	10	2	5	0	2	25		
14	Kuany, Kuany	g	5-13	1-3	3-4	1	3	4	3	14	2	2	1	0	29		
23	Hu, Kevin	g	2-5	1-2	3-5	0	0	0	4	8	0	2	0	1	14		
33	Shastri, Kiran	g	4-11	3-10	5-6	0	2	2	1	16	1	2	1	2	26		
01	Boyd, De'Von	g	1-3	0-1	2-2	0	0	0	0	4	0	0	1	0	6		
02	Pu ului-Auld, Kahanu	g	2-5	0-1	0-0	1	1	2	2	4	1	1	0	2	11		
03	Harper, James	g	2-6	1-1	1-3	2	2	4	1	6	1	1	0	0	15		
10	Mathew, AJ	g	0-1	0-0	0-0	0	0	0	0	0	1	0	0	1	8		
11	Ware, David	g	0-0	0-0	0-0	1	1	2	3	15	1	0	0	1	18		
12	Rosen, Arnu	g	0-0	0-0	0-0	0	1	1	2	0	0	0	0	0	4		
15	Sakazaki, Michael	g	0-2	0-0	0-0	0	1	1	1	0	0	0	0	0	4		
22	Louder, Michael	g	0-2	0-0	0-0	2	0	2	3	0	0	1	1	0	5		
24	Pedroso, Oscar	g	0-3	0-2	0-0	0	0	0	0	0	0	0	0	0	16		
	Team					8	3	11									
	<b>Totals</b>		27-72	10-25	21-30	16	22	38	24	85	10	15	6	10	200		

FG % 1st Half: 14-36 38.9% 2nd half: 13-36 36.1% Game: 27-72 37.5% Deadball Rebounds 3  
 3FG % 1st Half: 7-13 53.8% 2nd half: 3-11 27.3% Game: 10-25 40.0%  
 FT % 1st Half: 8-16 50.0% 2nd half: 13-14 92.9% Game: 21-30 70.0%

Officials: Dick Cartnell, Wally Rutecki, Sean Hull  
 Technical fouls: BYU-None. Chaminade-None.  
 Attendance: 2400  
 Chase Fischer's 10 3 pointers ties EA Sports Maui Invitational record, tying Notre Dame's Kyle McAlarney (2008) and Chaminade's Christophe Varidel (2013)  
 Fischer's 10 3 pointers also breaks BYU school record of 9 (Dimmer Fredette)

Score by periods	1st	2nd	Total
BYU	66	55	121
Chaminade	43	42	85

**Official Basketball Box Score -- Game Totals -- Final Statistics  
PURDUE vs BYU  
11-26-14 12 p.m. at Lahaina Civic Center, Maui, Hawaii**

**PURDUE 87 • 5-1**

#	Player	Total			3-Ptr			Rebounds			PF	TP	A	TO	Blk	Stl	Min
		FG	FGA	FT	FTA	Off	Def	Off	Def	Tot							
12	Edwards, Vince	f	7-9	3-5	8-9	3	6	9	3	25	2	2	0	0	41		
20	Hammons, A.J.	c	5-10	0-1	2-4	2	2	4	4	12	1	3	4	0	20		
00	Octeus, Jon	g	4-10	0-2	0-0	2	2	4	4	8	3	2	2	1	34		
21	Stevens, Kendall	g	1-9	1-5	1-2	1	4	5	1	4	1	2	1	1	32		
35	Davis, Raphael	g	4-10	0-1	10-11	0	4	4	3	18	1	4	0	2	35		
01	Scott, Bryson	g	0-1	0-0	2-2	0	0	0	0	2	2	0	0	1	6		
03	Thompson, P.J.	g	1-3	1-2	1-2	0	1	1	1	4	1	1	0	1	16		
05	Smotherman, Basil	g	0-0	0-0	0-0	0	0	0	0	0	2	0	0	0	8		
31	Mathias, Dakota	g	1-2	0-1	0-0	0	2	2	3	2	1	0	0	0	11		
44	Haas, Isaac	g	4-5	0-0	4-6	1	1	2	4	12	0	2	1	0	22		
	Team					3	4	7									
	<b>Totals</b>		27-59	5-17	28-36	12	26	38	23	87	14	17	8	6	225		

FG % 1st Half: 14-28 50.0% 2nd half: 10-24 41.7% OT: 3-7 42.9% Game: 27-59 45.8% Deadball Rebounds 4  
 3FG % 1st Half: 3-7 42.9% 2nd half: 2-9 22.2% OT: 0-1 0.0% Game: 5-17 29.4%  
 FT % 1st Half: 9-10 90.0% 2nd half: 19-26 73.1% OT: 0-0 0.0% Game: 28-36 77.8%

**BYU 85 • 4-2**

#	Player	Total			3-Ptr			Rebounds			PF	TP	A	TO	Blk	Stl	Min
		FG	FGA	FT	FTA	Off	Def	Off	Def	Tot							
33	AUSTIN, Nate	f	2-2	0-0	3-4	3	3	6	5	7	1	0	0	1	23		
41	WORTHINGTON, Luke	f	0-1	0-0	3-4	1	2	3	5	3	1	1	0	1	20		
01	FISCHER, Chase	g	2-11	2-11	1-2	0	3	3	1	7	2	3	0	1	38		
03	HAWS, Tyler	g	9-19	1-3	13-14	0	5	5	0	32	2	2	3	0	40		
05	COLLINSWORTH, Kyle	g	3-10	0-1	3-4	1	3	4	4	9	8	4	1	6	40		
20	WINDER, Anson	g	7-9	3-3	1-2	0	1	1	3	18	0	0	0	0	34		
23	HALFORD, Skyler	g	0-1	0-1	0-0	0	0	0	0	1	0	0	1	0	2		
24	BARTLEY IV, Frank	g	0-0	0-0	0-0	0	0	0	0	0	0	0	0	0	0+		
20	NIXON, Dalton	g	1-2	1-1	0-0	1	0	1	3	3	0	0	0	0	6		
35	NEILSON, Isaac	g	2-5	0-1	0-0	1	2	3	4	4	0	0	2	0	13		
44	KAUFUSI, Corbin	g	1-2	0-0	0-2	1	3	4	4	2	0	0	1	0	9		
	Team					3	0	3									
	<b>Totals</b>		27-62	7-21	24-32	11	22	33	30	85	14	11	7	9	225		

FG % 1st Half: 11-29 37.9% 2nd half: 15-28 53.6% OT: 1-5 20.0% Game: 27-62 43.5% Deadball Rebounds 5  
 3FG % 1st Half: 3-10 30.0% 2nd half: 4-10 40.0% OT: 0-1 0.0% Game: 7-21 33.3%  
 FT % 1st Half: 10-16 62.5% 2nd half: 12-14 85.7% OT: 2-2 100.0% Game: 24-32 75.0%

Officials: Dick Cartnell, Wally Rutecki, Ryan Wells  
 Technical fouls: PURDUE-None. BYU-None.  
 Attendance: 2400

Score by periods	1st	2nd	OT	Total
PURDUE	40	41	6	87
BYU	35	46	4	85

**Official Basketball Box Score -- Game Totals -- Final Statistics  
Eastern Kentucky vs BYU  
11/29/14 7:35 pm at Provo, Utah, Marriott Center**

**Eastern Kentucky 76 • 4-1, 0-0**

#	Player	Total			3-Ptr			Rebounds			PF	TP	A	TO	Blk	Stl	Min
		FG	FGA	FT	FTA	Off	Def	Off	Def	Tot							
02	WALDEN, Corey	*	3-9	0-4	9-10	2	0	2	4	15	7	5	0	2	36		
05	McGLONE, Isaac	*	1-2	1-2	0-0	0	1	1	4	3	2	1	0	1	24		
22	KNIPP, Timmy	*	4-6	2-4	0-0	1	4	5	0	10	1	2	1	1	27		
32	POWELL, Ja'Mill	*	7-13	3-5	6-9	1	2	3	4	23	0	2	0	1	28		
42	STUTZ, Eric	*	4-5	0-0	2-2	0	1	1	3	10	1	3	0	1	25		
03	RICHARDSON, Denzel	*	1-4	0-1	0-0	1	2	3	0	2	0	2	0	0	17		
04	MATTHEWS, Tommy	*	0-0	0-0	0-0	0	0	0	0	0	0	0	0	0	1		
11	BABB-HARRISON, Jayle	*	2-5	1-3	0-0	0	2	2	5	1	2	0	0	0	14		
13	NORL, Daniel	*	0-0	0-0	0-0	0	0	0	0	1	0	0	0	0	5		
23	HOOD, Jonathan	*	1-4	1-4	0-0	0	0	0	0	3	0	0	0	0	11		
33	MUFF, Deverin	*	1-1	1-1	2-2	0	2	2	2	5	0	0	3	2	12		
	Team					0	2	2									

**Official Basketball Box Score -- Game Totals -- Final Statistics**  
**Hawaii vs BYU**  
**12/06/14 4:05 pm at Salt Lake City, EnergySolutions Arena**

**Hawaii 70 • 7-3, 0-0**

##	Player	Total		3-Ptr		Rebounds			PF	TP	A	TO	Blk	Stl	Min
		FG-FGA	FT-FTA	FG-FGA	FT-FTA	Off	Def	Tot							
01	Nevels, Garrett	* 4-11	2-6	2-2	0	3	3	2	12	1	1	0	0	29	
05	Bobbitt, Roderick	* 5-12	0-3	5-7	2	2	4	4	15	7	4	0	5	33	
11	Smith, Quincy	* 1-5	0-0	2-2	1	2	3	1	4	1	1	0	1	26	
23	Valdes, Aaron	* 8-14	2-2	6-8	3	4	7	4	24	2	2	0	1	33	
25	Thomas, Mike	* 4-9	0-0	0-0	2	3	5	4	8	1	0	1	4	26	
00	Fleming, Isaac	3-10	1-4	0-0	0	2	2	1	7	3	3	0	1	24	
02	Filipovich, Niko	0-1	0-1	0-0	0	1	1	1	0	0	0	0	0	4	
03	Jawato, Brandon	0-2	0-2	0-0	0	0	0	1	0	0	0	0	0	7	
15	Jovanovic, Stefan	0-2	0-0	0-1	0	2	2	2	0	1	1	1	1	18	
<b>Team</b>					1	2	3								
<b>Totals</b>		25-66	5-18	15-20	9	21	30	20	70	16	12	2	13	200	

FG % 1st Half: 12-32 37.5% 2nd half: 13-34 38.2% Game: 25-66 37.9% Deadball Rebounds 1  
 3FG % 1st Half: 4-10 40.0% 2nd half: 1-8 12.5% Game: 5-18 27.8%  
 FT % 1st Half: 2-4 50.0% 2nd half: 13-16 81.3% Game: 15-20 75.0%

**BYU 90 • 7-2, 0-0**

##	Player	Total		3-Ptr		Rebounds			PF	TP	A	TO	Blk	Stl	Min
		FG-FGA	FT-FTA	FG-FGA	FT-FTA	Off	Def	Tot							
01	FISCHER, Chase	* 6-11	4-9	4-5	1	4	5	2	20	5	3	0	3	32	
03	HAWS, Tyler	* 9-17	2-5	10-10	2	5	7	2	30	1	1	0	1	34	
05	COLLINSWORTH, Kyle	* 8-14	1-2	2-4	2	10	12	1	19	10	6	2	1	35	
33	AUSTIN, Nate	* 0-0	0-0	0-0	0	4	4	1	0	0	0	0	0	10	
41	WORTHINGTON, Luke	* 0-1	0-0	0-0	0	1	1	3	0	0	0	0	0	12	
02	ELLIS, Jordan	0-0	0-0	0-0	0	0	0	0	0	1	1	0	0	1	
10	ANDRUS, Ryan	0-1	0-0	0-0	1	0	1	0	0	0	0	0	0	1	
12	SHARP, Josh	1-1	0-0	0-0	0	0	0	1	2	0	0	0	0	2	
15	TOOLSON, Jake	0-0	0-0	0-0	1	1	2	0	0	0	0	0	0	7	
20	WINDER, Anson	4-10	2-6	1-2	1	4	5	3	11	6	2	1	2	31	
23	HALFORD, Skyler	0-2	0-1	2-2	0	2	2	3	2	0	1	0	0	10	
24	BARTLEY IV, Frank	0-1	0-1	2-2	0	1	1	1	2	0	1	0	0	6	
30	NIXON, Dalton	0-1	0-0	0-0	0	1	1	1	0	0	0	0	0	2	
35	NEILSON, Isaac	0-0	0-0	0-0	2	0	2	0	0	2	0	0	0	1	
44	KAUFUSI, Corbin	1-1	0-0	2-2	2	2	4	3	4	0	2	0	1	16	
<b>Team</b>					1	1	2								
<b>Totals</b>		29-60	9-24	23-27	13	36	49	21	90	23	19	3	8	200	

FG % 1st Half: 14-34 41.2% 2nd half: 15-26 57.7% Game: 29-60 48.3% Deadball Rebounds 1  
 3FG % 1st Half: 4-14 28.6% 2nd half: 5-10 50.0% Game: 9-24 37.5%  
 FT % 1st Half: 5-6 83.3% 2nd half: 18-21 85.7% Game: 23-27 85.2%

Officials: Frank Harvey, Nate Harris, Scott Brown  
 Technical fouls: Hawaii-None. BYU-None.  
 Attendance: 13623

Score by periods	1st	2nd	Total
Hawaii	30	40	70
BYU	37	53	90

Last FG - UH 2nd-00:26, BYU 2nd-00:21.  
 Largest lead - UH by 9 1st-06:23, BYU by 24 2nd-01:44.  
 UH led for 10:24. BYU led for 27:30. Game was tied for 02:06.

Points	In Paint	Off T/O	2nd Chance	Fast Break	Bench
UH	38	22	11	4	7
BYU	34	12	14	16	21

Score tied - 3 times.  
 Lead changed - 5 times.

**Official Basketball Box Score -- Game Totals -- Final Statistics**  
**Utah vs BYU**  
**12/10/14 7:05 pm at Provo, Utah, Marriott Center**

**Utah 65 • 7-1, 0-0**

##	Player	Total		3-Ptr		Rebounds			PF	TP	A	TO	Blk	Stl	Min
		FG-FGA	FT-FTA	FG-FGA	FT-FTA	Off	Def	Tot							
11	TAYLOR, Brandon	* 1-7	1-6	0-2	0	2	2	1	3	2	1	0	1	28	
20	REYES, Chris	* 2-2	0-0	0-0	0	1	1	0	4	0	0	1	0	13	
25	OGBE, Kenneth	* 2-5	0-0	3-3	1	3	4	1	7	1	1	0	0	22	
42	POELTL, Jakob	* 3-5	0-0	0-3	1	6	7	1	6	0	4	2	0	27	
55	WRIGHT, Delon	* 6-10	0-3	6-7	2	9	11	1	18	3	4	2	2	37	
00	CHAPMAN, Brekkott	3-5	0-0	2-2	2	2	4	4	8	0	0	0	2	13	
01	WRIGHT, Isaiah	1-2	0-1	0-0	0	0	0	1	2	1	1	0	0	8	
14	TUCKER, Dakarai	1-6	1-4	2-4	0	6	6	1	5	1	2	1	0	27	
31	BACHYNSKI, Dallin	0-1	0-0	5-6	1	1	2	1	5	0	1	0	0	16	
35	KUZMA, Kyle	3-5	0-0	1-3	0	1	1	3	7	1	1	0	0	9	
<b>Team</b>					2	3	5								
<b>Totals</b>		22-48	2-14	19-30	9	34	43	14	65	9	15	6	5	200	

FG % 1st Half: 11-27 40.7% 2nd half: 11-21 52.4% Game: 22-48 45.8% Deadball Rebounds 7  
 3FG % 1st Half: 0-8 0.0% 2nd half: 2-6 33.3% Game: 2-14 14.3%  
 FT % 1st Half: 8-10 80.0% 2nd half: 11-20 55.0% Game: 19-30 63.3%

**BYU 61 • 7-3, 0-0**

##	Player	Total		3-Ptr		Rebounds			PF	TP	A	TO	Blk	Stl	Min
		FG-FGA	FT-FTA	FG-FGA	FT-FTA	Off	Def	Tot							
01	FISCHER, Chase	* 1-5	1-5	0-0	0	0	0	4	3	1	1	0	0	22	
03	HAWS, Tyler	* 9-22	3-5	2-3	2	6	8	3	23	1	2	1	0	39	
05	COLLINSWORTH, Kyle	* 7-15	1-2	2-5	1	8	9	2	17	5	2	1	1	38	
33	AUSTIN, Nate	* 0-0	0-0	0-0	0	0	0	0	0	0	0	0	0	0+	
41	WORTHINGTON, Luke	* 0-1	0-0	2-2	1	1	2	2	2	1	1	0	1	12	
12	SHARP, Josh	0-1	0-0	0-0	0	0	0	2	0	0	0	1	0	7	
20	WINDER, Anson	4-8	2-5	0-0	2	2	4	3	10	2	0	0	2	32	
23	HALFORD, Skyler	1-4	0-1	0-0	0	2	2	0	2	2	0	0	3	12	
24	BARTLEY IV, Frank	1-3	0-1	0-0	1	0	1	1	2	0	1	0	0	10	
35	NEILSON, Isaac	0-3	0-1	0-0	0	0	0	1	0	0	0	0	0	10	
44	KAUFUSI, Corbin	1-3	0-0	0-0	1	0	1	3	2	0	0	0	1	18	
<b>Team</b>					2	2	4								
<b>Totals</b>		24-65	7-20	6-10	10	21	31	21	61	12	7	3	8	200	

FG % 1st Half: 12-28 42.9% 2nd half: 12-37 32.4% Game: 24-65 36.9% Deadball Rebounds 1  
 3FG % 1st Half: 3-8 37.5% 2nd half: 4-12 33.3% Game: 7-20 35.0%  
 FT % 1st Half: 4-6 66.7% 2nd half: 2-4 50.0% Game: 6-10 60.0%

Officials: Michael Reed, Michael Irving, Rick Batsell  
 Technical fouls: Utah-None. BYU-None.  
 Attendance: 20900

Score by periods	1st	2nd	Total
Utah	30	35	65
BYU	31	30	61

Points	In Paint	Off T/O	2nd Chance	Fast Break	Bench
UTAH	32	13	7	6	27
BYU	26	24	10	8	16

Last FG - UTAH 2nd-03:42, BYU 2nd-00:18.  
 Largest lead - UTAH by 13 1st-10:18, BYU by 4 2nd-18:04.  
 UTAH led for 33:50. BYU led for 04:00. Game was tied for 01:57.

Score tied - 2 times.  
 Lead changed - 3 times.

**THE STAT CREW SYSTEM**  
**BYU Combined Team Statistics (as of Dec 10, 2014)**  
**All games**

<b>RECORD:</b>	<b>OVERALL</b>	<b>HOME</b>	<b>AWAY</b>	<b>NEUTRAL</b>
ALL GAMES	7-3	4-1	1-0	2-2
CONFERENCE	0-0	0-0	0-0	0-0
NON-CONFERENCE	7-3	4-1	1-0	2-2

#	Player	gp-gs	min	avg	Total		3-Point		F-Throw		Rebounds				pf	dq	a	to	blk	stl	pts	avg
					fg-fga	fg%	3fg-fga	3fg%	ft-fa	ft%	off	def	tot	avg								
03	HAWS, Tyler	10-10	320	32.0	78-157	.497	22-51	.431	65-71	.915	12	31	43	4.3	17	0	21	20	5	8	243	24.3
01	FISCHER, Chase	10-10	276	27.6	46-105	.438	33-79	.418	15-20	.750	2	21	23	2.3	19	0	25	19	1	9	140	14.0
20	WINDER, Anson	10-0	264	26.4	52-94	.553	18-38	.474	16-22	.727	8	34	42	4.2	27	0	21	10	4	14	138	13.8
05	COLLINSWORTH, Kyl	9-9	265	29.4	42-91	.462	4-11	.364	34-47	.723	17	47	64	7.1	21	0	51	32	5	22	122	13.6
35	NEILSON, Isaac	10-1	103	10.3	17-38	.447	3-11	.273	11-16	.688	15	12	27	2.7	15	0	4	4	4	4	48	4.8
23	HALFORD, Skyler	9-1	115	12.8	12-35	.343	6-20	.300	12-12	1.000	2	9	11	1.2	14	0	23	13	0	6	42	4.7
15	TOOLSON, Jake	7-0	65	9.3	9-20	.450	8-15	.533	0-0	.000	2	15	17	2.4	4	0	7	2	0	5	26	3.7
41	WORTHINGTON, Luke	10-9	143	14.3	14-29	.483	0-0	.000	7-13	.538	13	13	26	2.6	27	1	2	8	0	6	35	3.5
44	KAUFUSI, Corbin	9-0	99	11.0	8-18	.444	0-0	.000	13-25	.520	14	14	28	3.1	22	0	1	9	4	2	29	3.2
33	AUSTIN, Nate	10-10	197	19.7	9-18	.500	1-5	.200	11-14	.786	15	41	56	5.6	22	2	9	3	2	7	30	3.0
30	NIXON, Dalton	8-0	63	7.9	10-21	.476	1-6	.167	3-3	1.000	3	9	12	1.5	11	0	7	2	1	1	24	3.0
24	BARTLEY IV, Frank	10-0	67	6.7	7-14	.500	0-5	.000	4-8	.500	3	12	15	1.5	5	0	16	7	2	5	18	1.8
12	SHARP, Josh	8-0	55	6.9	5-7	.714	0-0	.000	2-4	.500	6	4	10	1.3	9	0	2	1	2	3	12	1.5
10	ANDRUS, Ryan	4-0	21	5.3	1-3	.333	0-1	.000	1-2	.500	2	3	5	1.3	1	0	1	1	0	0	3	0.8
02	ELLIS, Jordan	4-0	22	5.5	1-1	1.000	0-0	.000	0-0	.000	0	2	2	0.5	1	0	2	1	0	0	2	0.5
Team											19	10	29				1					
Total.....		10	2075		311-651	.478	96-242	.397	194-257	.755	133	277	410	41.0	215	3	192	133	30	92	912	91.2
Opponents.....		10	2075		255-601	.424	70-202	.347	176-250	.704	106	240	346	34.6	214	3	125	165	45	74	756	75.6

<b>TEAM STATISTICS</b>	<b>BYU</b>	<b>OPP</b>	<b>Date</b>	<b>Opponent</b>	<b>Score</b>	<b>Att.</b>
SCORING	912	756	11/14/14	LONG BEACH STATE	w 95-90	16778
Points per game	91.2	75.6	11/18/14	ARKANSAS-LITTLE ROCK	w 91-62	12469
Scoring margin	+15.6	-	11/19/14	SOUTHERN VIRGINIA	w 101-48	13099
FIELD GOALS-ATT	311-651	255-601	11-24-14	vs SAN DIEGO STATE	Lo2 87-92	2400
Field goal pct	.478	.424	11-25-14	vs Chaminade	w 121-85	2400
3 POINT FG-ATT	96-242	70-202	11-26-14	vs PURDUE	Lot 85-87	2400
3-pt FG pct	.397	.347	11/29/14	EASTERN KENTUCKY	w 90-76	16770
3-pt FG made per game	9.6	7.0	12/02/14	at Utah State	w 91-81	10270
FREE THROWS-ATT	194-257	176-250	12/06/14	vs Hawaii	w 90-70	13623
Free throw pct	.755	.704	12/10/14	UTAH	L 61-65	20900
F-Throws made per game	19.4	17.6				
REBOUNDS	410	346				
Rebounds per game	41.0	34.6				
Rebounding margin	+6.4	-				
ASSISTS	192	125				
Assists per game	19.2	12.5				
TURNOVERS	133	165				
Turnovers per game	13.3	16.5				
Turnover margin	+3.2	-				
Assist/turnover ratio	1.4	0.8				
STEALS	92	74				
Steals per game	9.2	7.4				
BLOCKS	30	45				
Blocks per game	3.0	4.5				
ATTENDANCE	80016	31093				
Home games-Avg/Game	5-16003	1-10270				
Neutral site-Avg/Game	-	4-5206				

\* - Conference game

<b>Score by Periods</b>	<b>1st</b>	<b>2nd</b>	<b>OT</b>	<b>OT2</b>	<b>Totals</b>
BYU	397	491	13	11	912
Opponents	343	382	15	16	756