

BYU SOFTBALL

Kimberlie Haner, BYU Athletic Communications | O: (801) 422-9768 | C: (503) 758-9698 | softball_sid@byu.edu | twitter: @byusoftball

MWC Champions 2001	MWC Champions 2005	MWC Champions 2007	MWC Champions 2009	MWC Champions 2010	MWC Champions 2011	WAC Champions 2012	PCSC Champions 2013	WCC Champions 2014	WCC Champions 2015	WCC Champions 2016	NCAA Regionals 13 appearances 12 straight '05-'16
---------------------------	---------------------------	---------------------------	---------------------------	---------------------------	---------------------------	---------------------------	----------------------------	---------------------------	---------------------------	---------------------------	--

BYU 2017 SCHEDULE

Puerto Vallarta College Challenge (Puerto Vallarta, Mexico)

2/9 Thu	Nebraska	W, 12-1 (5)	ESPN3
2/9 Thu	Oklahoma	L, 7-1	
2/10 Fri	Washington	W, 4-2	
2/11 Sat	Auburn	L, 3-0	

DeMarini Desert Classic (Las Vegas, Nevada)

2/16 Thu	Hawai'i	W, 7-5
2/17 Fri	Texas State	W, 5-3
2/17 Fri	Nevada	W, 8-0 (5)
2/18 Sat	San Jose State	Canceled
2/18 Sat	Northern Iowa	Canceled

Mary Nutter Collegiate Classic (Cathedral City, Calif.)

2/23 Thu	Georgia	W, 4-0
2/23 Thu	Arizona	L, 9-0 (6)
2/24 Fri	Louisville	W, 4-0
2/24 Fri	LIU Brooklyn	L, 10-5
2/25 Sat	Texas A&M	L, 11-1

San Diego Classic I (San Diego, Calif.)

3/2 Thu	McNeese State	1 p.m.
3/2 Thu	@ San Diego State	6 p.m.
3/3 Fri	Miami (Ohio)	1 p.m.
3/3 Fri	Detroit Mercy	3:30 p.m.
3/4 Sat	Boston U.	1 p.m.

Fresno State Invitational (Fresno, Calif.)

3/10 Fri	Sacramento State	12 p.m.
3/10 Fri	@ Fresno State	2:30 p.m.
3/11 Sat	Sacramento State	10 a.m.
3/11 Sat	@ Fresno State	3:30 p.m.

3/15 Wed	Maine	4 p.m.	BYUtv
3/15 Wed	Maine	6 p.m.	BYUtv
3/16 Thu	Wagner	4 p.m.	theW.tv
3/16 Thu	Wagner	6 p.m.	theW.tv
3/22 Wed	Utah	5 p.m.	BYUtv

UCLA Invitational (Los Angeles, Calif.)

3/24 Fri	Dartmouth	12 p.m.
3/24 Fri	Dartmouth	2 p.m.
3/25 Sat	@ UCLA	12 p.m.
3/25 Sat	@ UCLA	2 p.m.

3/30 Thu	@ Oregon	5:30 p.m.	
3/31 Fri	@ Oregon State	1 p.m.	
4/1 Sat	@ Oregon State	12 p.m.	
4/5 Wed	@ Utah State	4 p.m.	The Mtn.

4/7 Fri	@ Loyola Marymount*	2 p.m.
4/8 Sat	@ Loyola Marymount*	12 p.m.
4/8 Sat	@ Loyola Marymount*	2 p.m.
4/11 Tue	@ Southern Utah	2 p.m.

4/14 Fri	Pacific*	5 p.m.	
4/14 Fri	Pacific*	7 p.m.	
4/15 Sat	Pacific*	1 p.m.	BYUtv

4/19 Wed	Southern Utah	6 p.m.	BYUtv
4/26 Wed	Utah Valley	6 p.m.	BYUtv

4/28 Fri	San Diego*	6 p.m.	theW.tv
4/29 Sat	San Diego*	12 p.m.	BYUtv
4/29 Sat	San Diego*	2 p.m.	BYUtv

5/2 Tue	Grand Canyon	6 p.m.	theW.tv
---------	--------------	--------	---------

5/5 Fri	Santa Clara*	4 p.m.
5/5 Fri	Santa Clara*	6 p.m.
5/6 Sat	Santa Clara*	12 p.m.

5/9 Tue	Utah State	6 p.m.	theW.tv
5/12 Fri	Saint Mary's*	3 p.m.	
5/13 Sat	Saint Mary's*	12 p.m.	
5/13 Sat	Saint Mary's*	2 p.m.	






Bold = at home
* WCC game
All times local to site

SAN DIEGO CLASSIC I



BYU (7-5, 0-0 WCC)
COUGARS

Head Coach: Gordon Eakin
Div. I Career Record 566-263
. 15th season
2016 Record 36-21, 12-3
Last time out 2-3 at Mary Nutter

	McNeese State (7-9, 0-0 Southland Conference) COWBOYS	Head Coach: James Landreneau (1st season) 2016 Record: 43-14, 23-4
	San Diego State (8-5, 0-0 MW) AZTECS	Head Coach: Kathy Van Wyk (21st season) 2016 Record: 30-22, 12-12
	Miami (Ohio) (5-8, 0-0 MAC) REDHAWKS	Head Coach: Clarisa Crowell (5th season) 2016 Record: 35-23, 15-7
	Detroit Mercy (3-7, 0-0 Horizon League) TITANS	Head Coach: John Conway (3rd season) 2016 Record: 17-39, 7-17
	Boston U. (5-4, 0-0 Patriot League) TERRIERS	Head Coach: Ashley Waters (2nd season) 2016 Record: 28-24, 11-6

BYU STORYLINES

- **Battling against the best.** At the Mary Nutter Collegiate Classic last week, BYU played three ranked teams. The Cougars shut out No. 11/12 Georgia 4-0 and lost to No. 9 Arizona and No. 18 Texas A&M. They also beat Louisville and dropped a game to LIU Brooklyn.
- **San Diego Classic I.** In the tournament hosted by both San Diego State and the University of San Diego, BYU will play two teams it has never faced before: Detroit Mercy and Boston University. The Cougars will play the host team SDSU, a matchup the Cougars lost last year, along with McNeese State and Miami (Ohio).
- **Rankings.** After being ranked No. 25 and No. 23 in the second and third weeks of the season, BYU dropped out of the USA Today/NFCA Coaches Poll this week. The Cougars are one out of the poll this week, receiving 38 votes. At the San Diego Classic I this week, San Diego State is the only other opponent receiving votes, picking up two in the USA Today/NFCA Coaches Poll. BYU and SDSU are both receiving votes in the ESPN.com/USA Softball Top 25 with 4 and 1, respectively.
- **Player of the Week.** Sophomore Lexi Tarrow was named WCC Player of the Week for the first time in her career. Last week she hit .455 with a .571 on-base percentage. During the doubleheader on Saturday, she went 4 for 6 with three RBI. Her two RBI in the win over Louisville tied her career high. The Cougars have now won at least one of the weekly awards in each of the first three weeks of the season. Last week, BYU swept both player and pitcher of the week.
- **Record watch.** Senior McKenna Bull is 20 strikeouts away from tying the BYU career record strikeouts total. Paige Affleck is currently at No. 1 with 803 while bull is sitting at 783. Last week, she tied the career record for complete games with Affleck at 74.

BYU NUMERICAL ROSTER

No.	Name	HT	POS	YR	B/T	Hometown/Previous School
1	Brooke Vander Heide	5-7	OF	Fr.	L/L	Sandy, UT/Alta HS
2	Rylee Jensen	5-8	OF	Fr.	L/L	Idaho Falls, ID/Skyline HS
3	Ashley Thompson	6-2	1B	Sr.	R/R	Connell, WA/Connell HS
5	McKenna Bull	5-10	P	Sr.	R/R	Ogden, UT/Weber HS
6	Ashley Godfrey	5-6	OF	So.	R/R	Buckeye, AZ/Estrella Foothills HS
7	Arianna Paulson	5-7	P, 1B	Jr.	R/R	Payson, AZ/Payson HS
8	Emilee Erickson	5-10	C	So.	R/R	Phoenix, AZ/Sandra Day O'Connor HS
9	Lauren Bell	5-9	2B, SS	Sr.	L/R	Murray, UT/Murray HS
10	Arianna Paulson	5-10	P, 1B	Fr.	R/R	Payson, AZ/Brightmont Academy
12	Brielle Breland	5-8	INF, OF	Jr.	R/R	Mesa, AZ/Grand Canyon
13	McKenzie St. Clair	5-5	OF, 2B	Sr.	R/R	Peoria, AZ/Sunrise Mountain HS
16	Alexa Strid	5-8	SS	Jr.	R/R	Stephens City, VA/Karl Maeser Academy
18	Caitlyn Larsen Alldredge	5-10	3B, OF	Jr.	R/R	Centerville, UT/Viewmont HS
21	Libby Sugg	5-7	C	So.	R/R	Franklin, TN/Franklin HS
22	Madison Merrell	5-8	OF	Jr.	R/R	Queen Creek, AZ/Queen Creek HS
24	Olivia Sanchez	5-7	P, 1B	So.	R/R	Murrieta, CA/Murrieta Valley HS
26	Lexi Tarrow	5-8	OF	So.	L/R	Olympia, WA/A.G. West Black Hills HS
27	Allie Hancock	5-10	OF	So.	R/R	Gilbert, AZ/Basha HS
33	Kerisa Viramontes	5-5	P	Fr.	R/R	Norco, CA/Norco HS

Head Coach: Gordon Eakin (15th year)
Assistant Coach: Pete Meredith (4th year)
Assistant Coach: Kristin Delahoussaye (4th year)

Assistant Coach: Kevin Jensen (2nd year)
Athletic Trainer: Chris Linde (18th year)
Student Manager: Reyna Ae (1st year)

2017 QUICK FACTS

BRIGHAM YOUNG UNIVERSITY
SCHOOL INFORMATION

Name of School: Brigham Young University
City/Zip: Provo, Utah 84602
Founded: 1875
Enrollment 33,395
Nickname: Cougars
School colors: Blue and White
Home Field/Capacity: Gail Miller Field/2,100
Surface: Grass
Affiliation: Division I
Conference: West Coast Conference
President: Kevin J Worthen, J.D.
Alma Mater, Year: BYU, 1982
Athletic Director: Tom Holmoe
Alma Mater, Year: BYU, 1983
Athletic Department Phone: (801) 422-2096
Ticket Office Phone: (801) 378-2465
Athletic Website: byucougars.com

BYU COACHING STAFF

Head Coach: Gordon Eakin
Record at School (years): 566-263 (15th year)
Career Div. I Record (years): Same
Assistant Coach/Pitching Coach: Pete Meredith (4th year)
Assistant Coach: Kristin "House" Delahoussaye (4th year)
Volunteer Assistant Coach: Kevin Jensen (2nd year)
Athletic Trainer: Chris Linde (18th year)

BYU HISTORY

First Year of Softball: 2000 (18th season)
Overall All-Time Record: 647-339 (.657)
Home Record: 206-51 (.802)
Winning Seasons: 16 (last 2016)
Conference Championships: 11 (last 2016)
Total NCAA App. prior to '17 (record): 13 (17-26)
Last NCAA Appearance: 2016
Result: Loss vs. Missouri, win vs. Louisville, loss vs. Nebraska
In-State Opponent Record: 152-31 (.831)
Record vs. WCC Opponents: 77-16 (.828)

BYU TEAM INFORMATION

2016 Overall Record: 36-21
Conference Record/Finish: 12-3 / 1st
2016 Postseason: NCAA Columbia Regional, 1-2 record
2016 Final RPI Ranking: 50
Starters Returning/Lost: 9/2
Lettermen Returning/Lost: 14/2
Newcomers: 6

SOFTBALL CONTACTS

Kimberlie Haner
Softball Media Relations Director
Office: (801) 422-8999
Cell: (503) 758-9698
Email: softball_s_id@byu.edu

Ralph Zobell
Assistant Softball Media Relations
Office: (801) 422-9769; Cell: (801) 367:3554
Email: ralph_zobell@byu.edu

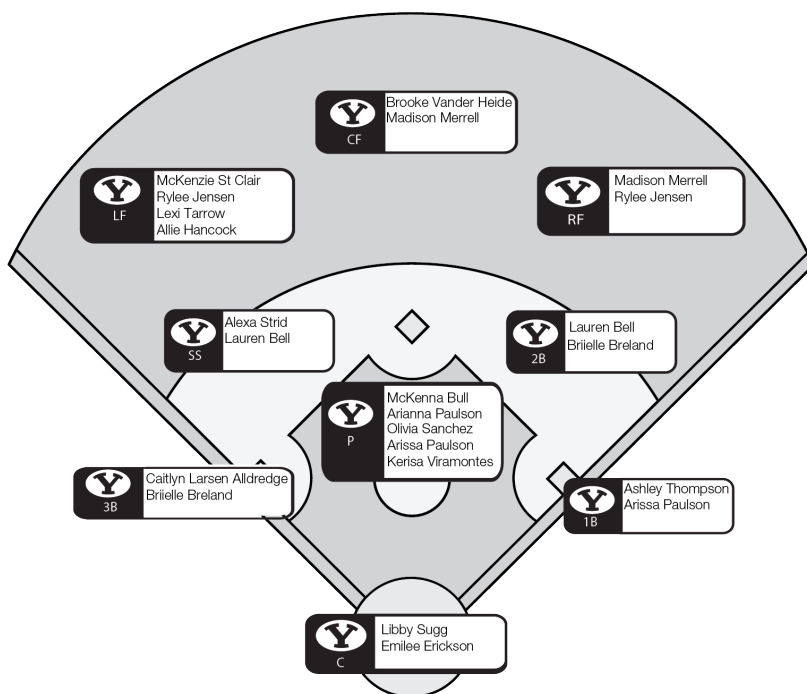
Duff Tittle
Associate AD/Communications
Office: (801) 422-8948; Cell: (801) 372-4401
Email: duff_tittle@byu.edu

Athletic Communications Fax: (801) 422-0633
Mailing Address: 30 SFH, Provo, UT 84602-2239

BYU SOFTBALL BY THE NUMBERS

- 1** Breaking her own record, McKenna Bull surpassed her 256 strikeouts in 2015 to break the single-season strikeout record at BYU, taking the top spot with 266. She broke her record in the second game of a doubleheader against Santa Clara on May 6, 2016.
- 3** Freshman Rylee Jensen hit three doubles against Nevada on February 17, 2017, tying the single-game BYU record with five other former players.
- 5** The Cougars welcome five newcomers onto this year's squad: Brielle Breland, Rylee Jensen, Arissa Paulson, Brooke Vander Heide and Kerisa Viramontes.
- 8** After taking the 2016 WCC title, BYU has won eight conference championships in a row, spanning four different conferences (MW, WAC, PCSC, WCC).
- 9** In the preseason USA Today/NFCA Coaches and the ESPN.com/USA Softball polls, BYU has nine opponents ranked in the top 25. The Cougars received one vote in the USA Today/NFCA Coaches poll.
- 11** At the Mary Nutter Collegiate Classic, BYU defeated No. 11 Georgia 4-0. It was the Cougars first win over the Bulldogs after two previous losses.
- 14** BYU had 14 shutouts in 2016, the fourth most in a season in Cougar history. Ten of the shutouts came from McKenna Bull, who was No. 6 in the NCAA in shutouts at the end of the year.
- 18** Sophomore Libby Sugg finished No. 17 in the NCAA in home runs with 18 total. She also finished No. 21 in home runs per game (0.32). Her 18 homers is tied for No. 7 in a single season in BYU history.
- 21** Senior McKenna Bull needs 21 more strikeouts to become the all-time leader in career Ks at BYU. She is at 783, while Paige Affleck holds the top spot with 803.

ROSTER BY POSITION



NATIONAL RANKINGS

ESPN.com/USA Softball

#	Team (1st place)	Record	Previous Rnk.
1	Florida (3)	15-1	3
2	Florida State (7)	15-1-1	1
3	Auburn (2)	14-2	2
4	Oregon	14-0	6
5	Texas A&M (6)	15-0	18
6	Arizona (1)	15-1	9
7	Washington	11-2	7
8	UCLA	13-3	4
T9	Alabama	13-2	10
79	Oklahoma	9-4	5
11	Minnesota (1)	14-0	11
12	LSU	12-2	8
13	James Madison	12-2	15
14	Michigan	9-4-1	14
15	Tennessee	13-2	13
16	Utah	11-2	17
17	Georgia	14-3	12
18	California	12-1	21
19	Louisiana	11-4	16
20	Arizona State	12-3	19
21	Kentucky	10-4	24
22	Baylor	14-3	25
23	Ole Miss	12-2	NR
24	Pittsburgh	12-2	20
25	Missouri	7-5	22

Other's receiving votes:

Texas (20), Florida Atlantic (18), South Alabama (15), Wisconsin (15), South Florida (13), Arkansas (11), USC Upstate (10), South Carolina (8), Ohio State (5), **BYU (4)**, Notre Dame (2), San Diego State (1)

USA Today/NFCA Coaches Poll

#	Team (1st place)	Record	Previous Rnk.
1	Florida State (18)	14-1-1	1
2	Auburn (2)	14-2	2
3	Florida (6)	15-1	3
4	Oregon	14-0	5
5	Texas A&M (5)	15-0	18
6	Arizona	15-1	9
7	UCLA	13-3	6
8	Washington	11-2	8
9	Oklahoma	9-4	4
10	Minnesota (1)	14-0	12
11	Alabama	13-2	10
12	James Madison	12-2	13
13	LSU	12-3	7
14	Michigan	9-4-1	14
15	Tennessee	13-2	15
16	Georgia	14-3	11
17	Utah	11-2	17
18	Louisiana	11-4	16
19	Kentucky	10-4	22
20	Arizona State	12-3	21
21	Pittsburgh	12-2	19
22	Baylor	14-3	24
23	California	12-1	NR
24	Missouri	7-5	20
25	Ole Miss	12-2	NR

Others receiving votes:

BYU (38), South Alabama (24), Florida Atlantic (21), Texas (13), Notre Dame (9), USF (8), South Carolina (7), Oregon State (2), San Diego State (2), Arkansas (2), Wichita State (1), Michigan State (1), Wisconsin (1)

Bold: BYU

Italics: 2017 opponent

BYU NOTABLES

Strength of schedule

The 2017 schedule features 17 2016 NCAA Regional teams, eight Super Regional teams and four Women's College World Series teams. In the Puerto Vallarta College Challenge, BYU plays Auburn and Oklahoma, two teams that played for the national title, won by the Sooners. The Cougars will face teams from nine different conferences: the SEC, ACC, MWC, Pac-12, Big Ten, Big 12, Sun Belt, Southland Conference and Missouri Valley Conference.

WCC: Year four

BYU enters the fourth season in the West Coast Conference after jumping around following its departure from the Mountain West. The Cougars played in the Western Athletic Conference in 2012 and the Pacific Coast Softball Conference in 2013 before softball was added in the WCC beginning in the 2014 season. Spanning the four conferences, BYU has won eight conference titles in a row.

Senior leadership

BYU returns four seniors: Lauren Bell, McKenna Bull, McKenzie St. Clair and Ashley Thompson. Between them, coming into 2017 they have started in 585 games. Bull is a two-time WCC Pitcher of the Year, Thompson is the reigning WCC Player of the Year and Bell was the 2016 WCC Defensive Player of the Year. Bull and Thompson were also named to the 2016 NFCA All-Pacific Region Second Team.

All-WCC 2016

After winning its third WCC title in 2016, BYU swept the top conference awards, along with earning five spots on the All-WCC First Team and one on the second team.

Player of the Year: Ashley Thompson

Pitcher of the Year: McKenna Bull

Defensive Player of the Year: Lauren Bell

Co-Coaches of the Year: Gordon Eakin, Melissa McElvain (San Diego), Sami Strinz-Ward (LMU)

All-WCC First Team: Lauren Bell, Gordy Bravo, McKenna Bull, Alexa Strid, Ashley Thompson

All-WCC Second Team: Libby Sugg

Postseason consistency

For the past 12 seasons, BYU has advanced to the NCAA regionals. The Cougars have gone to 13 NCAA regionals overall, advancing to super regionals just once in 2010.

NFCA All-Region

Along with receiving top awards in conference play, McKenna Bull and Ashley Thompson received NFCA Division I All-Pacific Region Second Team accolades. They were the first BYU players to receive the honor since 2012.

Student athletes

On and off the field, BYU softball players are making their mark. On the WCC Commissioner's Honor Roll for the 2015-16 academic year, Arianna Paulson earned Gold Honors (4.00-3.75) after her sophomore season. Infielders Lauren Bell and Ashley Thompson received Silver Honors (3.74-3.50). Three more on this year's roster gathered Bronze Honors (3.49-3.00): McKenzie St. Clair, Libby Sugg and Emilee Erickson. Bell also received WCC All-Academic honors for her pursuit of academic excellence in conjunction with her contributions to the team.

Sisters in softball

Arianna and Arissa Paulson are the the third set of sisters to play together on a BYU softball team. In the inaugural softball season (2000), twins Jamie and Bryn Kreipl were on the roster. Sisters Anna and Alexandra Hudson played together from 2012-13. Arianna is a junior, Arissa is a freshman and both are pitchers. They are from Payson, Arizona.

Gail Miller Field

BYU's field is part of Miller Park, a unique, combined baseball-softball facility. Baseball plays on Larry H. Miller field, while softball calls Gail Miller Field, a back-to-back mirror image of the pre-existing baseball field, home. It was the first combined facility of its kind when it opened in April 2001. BYU has a home record of 206-51 (.802) at the field.

Gail Miller Field has 2,100 chair seats all in the lower bowl, making it the fourth-largest on-campus NCAA softball facility at the time of its creation. The field dimensions are 2010 feet down the left-and right-field lines and 220 in center field.

BYU SERIES RECORDS**MCNEESE STATE**

Overall series record: 2-0
 Home vs. McNeese: 0-0
 Away at McNeese: 0-0
 Neutral sites: 2-0
 Under Coach Eakin: 2-0
 Longest win streak: 2
 Last win: 2-1, 02/15/03
 Longest losing streak: --
 Last loss: --

SAN DIEGO STATE

Overall series record: 27-24
 Home vs. SDSU: 9-11
 Away at SDSU: 16-11
 Neutral sites: 2-2
 Under Coach Eakin: 24-13
 Longest win streak: 6
 Last win: 3-1, 03/12/15
 Longest losing streak: 5
 Last loss: 2-3, 03/18/16

MIAMI (OHIO)

Overall series record: 2-0
 Home vs. Miami: 0-0
 Away at Miami: 0-0
 Neutral sites: 2-0
 Under Coach Eakin: 1-0
 Longest win streak: 2
 Last win: 10-0 (5), 03/10/06
 Longest losing streak: --
 Last loss: --

DETROIT MERCY

Overall series record: 0-0
 Home vs. DM: 0-0
 Away at DM: 0-0
 Neutral sites: 0-0
 Under Coach Eakin: 0-0
 Longest win streak: --
 Last win: --
 Longest losing streak: --
 Last loss: --

BOSTON UNIVERSITY

Overall series record: 0-0
 Home vs. BU: 0-0
 Away at BU: 0-0
 Neutral sites: 0-0
 Under Coach Eakin: 0-0
 Longest win streak: --
 Last win: --
 Longest losing streak: --
 Last loss: --

Cougars to compete in San Diego Classic I

PROVO, Utah – After a 2-3 turnout last week, BYU softball looks to have a strong outing at the San Diego Classic I this week, playing five teams from March 2-4.

The Cougars (7-5, 0-0 WCC) will face McNeese State and San Diego State on Thursday at 1 p.m. and 6 p.m. PST, respectively. BYU plays another doubleheader on Friday against Miami (Ohio) and Detroit Mercy starting at 1 p.m. PST. The final game of the tournament for the Cougars will be against Boston University on Saturday at 1 p.m. PST.

Opponents Outlook**McNeese State (7-9, 0-0 Southland) | Thursday, March 2 | 1 p.m. PST**

- The 7-9 Cowboys have played some of the top teams close, losing by one run to both No. 4 LSU and No. 24 Baylor.
- In 2016, they won the Southland Conference Tournament, advancing to the NCAA Baton Rouge Regional. They beat Arizona State before falling to LSU and then again to the Sun Devils.
- BYU has not faced McNeese State since 2003 when the two teams played twice at the Texas A&M Tournament, with the Cougars winning both games.

San Diego State (8-5, 0-0 MW) | Thursday, March 2 | 6 p.m. PST

- The Aztecs picked up a big win over the weekend against No. 17 Utah at the Mary Nutter Collegiate Classic, improving their record to 8-5.
- As former Mountain West Conference foes, BYU has a 27-24 all-time record over SDSU, including a 16-11 advantage on the road. In 2016, the Cougars fell 3-2 in the San Diego Classic.

Miami (Ohio) (5-8, 0-0 MAC) | Friday, March 3 | 1 p.m. PST

- The RedHawks have started 2017 with a 5-8 record.
- After winning the 2016 MAC Tournament, they advanced to the NCAA Ann Arbor Regional, picking up one win against Notre Dame.
- BYU has played Miami just twice in its history, winning both matchups. The last win came in 2006, a 10-0 run-rule victory at the Stanford Classic in Stanford, California.

Detroit Mercy (3-7, 0-0 Horizon League) | Friday, March 3 | 3:30 p.m. PST

- The Bulldogs have started their season on the road, gathering a 3-7 record.
- In 2016, they had a 17-39 overall record, 7-17 in conference play.
- This game will be the first meeting between BYU and Detroit Mercy.

Boston University (5-4, 0-0 Patriot League) | Saturday, March 4 | 1 p.m. PST

- The Terriers have started 2017 with a 5-4 record, picking up a win over then-No. 23 Florida Atlantic.
- In 2016, they advanced to the NCAA Lafayette Regionals after winning the Patriot League Championships.
- BYU and Boston have never played in softball before this game.

BYU HITTING STREAKS

PLAYER	SEASON	CURRENT	CAREER
Lauren Bell	2	-	11
Brielle Breland	1	-	1
Emilee Erickson	1	-	6
Allie Hancock	1	-	1
Rylee Jensen	3	-	3
Caitlyn Larsen Alldredge	4	-	4
Madison Merrell	1	1	4
McKenzie St. Clair	1	-	6
Alexa Strid	1	-	6
Libby Sugg	2	2	9
Lexi Tarrow	6	-	11
Ashley Thompson	4	-	8
Brooke Vander Heide	3	-	3

BYU ON-BASE STREAKS

PLAYER	SEASON	CURRENT	CAREER
Lauren Bell	4	2	15
Brielle Breland	2	-	2
Emilee Erickson	3	-	7
Allie Hancock	2	-	2
Rylee Jensen	3	2	3
Caitlyn Larsen Alldredge	5	-	7
Madison Merrell	1	1	6
McKenzie St. Clair	1	-	17
Alexa Strid	1	-	10
Libby Sugg	4	2	10
Lexi Tarrow	6	-	14
Ashley Thompson	4	2	30
Brooke Vander Heide	3	-	3

HOW MANY GAMES WITH... 2017 CAREER

**PERFECT HITTING %
(MIN. 3 AB)**

Lauren Bell	1	5
Rylee Jensen	1	1
Caitlyn Larsen Alldredge	-	1
Madison Merrell	-	1
McKenzie St. Clair	-	1
Alexa Strid	-	1
Libby Sugg	1	2
Ashley Thompson	-	5

3+ HITS

Lauren Bell	1	13
Rylee Jensen	2	2
Caitlyn Larsen Alldredge	-	1
Madison Merrell	-	4
McKenzie St. Clair	-	5
Alexa Strid	-	1
Libby Sugg	1	3
Ashley Thompson	-	11

3+ RBI

Lauren Bell	-	5
Caitlyn Larsen Alldredge	2	5
Madison Merrell	-	3
McKenzie St. Clair	-	7
Alexa Strid	-	1
Libby Sugg	1	9
Ashley Thompson	2	16

2+ STOLEN BASES

Allie Hancock	-	1
Alexa Strid	-	1
Lexi Tarrow	-	1
Ashley Thompson	1	4

10+ STRIKEOUTS

McKenna Bull	-	16
--------------	---	----

LAST TIME BYU...

Recorded 10-14 hits in a game	11 vs. LIU Brooklyn (02/24/17)
Recorded 15-19 hits in a game	16 vs. Nebraska (02/09/17)
Recorded 20+ hits in a game	20 vs. Southern Utah (5/4/10)
Scored 10-14 runs	12 vs. Nebraska (02/09/17)
Scored 15+ runs	15 vs. Santa Clara (5/6/16)
Scored 10+ runs in an inning	11 vs. Saint Mary's (5/3/13)
Drew eight or more walks	9 at Pacific (4/30/16)
Stole five or more bases	6 vs. Robert Morris (2/20/16)
Hit five or more home runs	5 vs. Southern Utah (4/7/10)
Hit 10+ home runs in a game	10 at Utah Valley (4/16/08)
Had 3+ players with 3+ hits	Hofstedt, Broderick, St. Clair vs. Idaho St. (3/29/14)
Struck out 15+ batters	15 at Fresno State (3/5/09)
Defeated a team ranked 11-25	4-0 vs. No. 11/12 Georgia (2/23/17)
Defeated a team ranked 6-10	7-2 vs. No. 9 Cal Berkley (3/19/11)
Defeated a top 5 team	6-5 vs. No. 2/3 Oregon (3/25/14)
Lost to a top 5 team	3-0 vs. No. 2 Auburn (02/11/17)
Lost a non-conference game at home	5-6 (8) vs. Southern Utah (4/5/16)
Lost a conference game at home	1-5 vs. Loyola Marymount (4/9/16)
Won a run-rule game	8-0 (5) vs. Nevada (02/17/17)
Lost a run-rule game	9-0 (6) vs. No. 9 Arizona (02/23/17)
Won an extra-inning game	1-0 (12) at San Diego (5/13/16)
Lost an extra-inning game	5-6 (8) vs. Southern Utah (4/5/16)
Played an error-free game	Win vs. Louisville (02/24/17)
Didn't have a strikeout at the plate	vs. Oklahoma (3/12/16)
Multiple double plays	4 at UVU (4/7/15)
Triple play	vs. San Jose State (2/11/16)
Had back-to-back home runs	Libby Sugg and Alexa Strid vs. Santa Clara (5/6/16)
Had back-to-back-to-back home runs	.Fitu, Atagi, Hudson-Shamo vs. UNLV (5/5/11)
Had 3+ players with 3+ RBIs	.Bell, Thompson and Sugg vs. Santa Clara (5/6/16)

LAST TIME A BYU PLAYER...

Recorded five or more hits	5, Ashley Thompson vs. Pacific (4/10/15)
Recorded 3 or more hits	3, Rylee Jensen vs. Nevada (02/17/17)
Hit 1,000 (min. 3 AB)	Libby Sugg (3/3) vs. No. 13 Washington (02/10/17)
Scored four or more runs	4, Lauren Bell vs. Santa Clara (5/6/15)
Batted in five or more runs	5, Libby Sugg vs. Nebraska (02/09/17)
Had a multi-home run game	2, Ashley Thompson vs. Texas State (02/17/17)
Hit for the cycle	Never Happened
Hit a grand slam	.Libby Sugg vs. Saint Mary's (4/22/16)
Drew 4+ walks in a game	4, Jessica Dugas at Utah Valley (5/2/12)
Stole 3+ bases in a game	3, Lacey Hofstedt at Santa Clara (5/2/15)
Had a walk-off home run	Ashley Thompson vs. Oklahoma State (3/21/15)
Had a walk-off hit	Libby Sugg double to run-rule Southern Utah (4/5/16)

LAST TIME A BYU PITCHER...

Struck out 10+ batters	10, McKenna Bull at San Diego (5/13/16)
No walks (min. 4 IP)	McKenna Bull vs. Loyola Marymount (4/8/16)
Threw a no-hitter	Kerisa Viramontes vs. Nevada (02/17/17)
Threw a perfect game	.Hannah Howell vs. LMU (4/13/13)

2017 RECORD WHEN

Overall	7-5
Conference	0-0
Non-Conference	7-5
Home	0-0
Away	0-0
Neutral	7-5
Day games	6-5
Night games	1-0
One Run Games	0-0
Two Run Games	3-0
Five or more run games	2-4
Extra Inning games	0-0
Shutouts	3-2
Scoring 0-2 runs	0-4
Scoring 3-5 runs	4-1
Scoring 6-9 runs	2-0
Scoring 10+ runs	1-0
Opponent scores 0-2 runs	5-0
Opponent scores 3-5 runs	2-1
Opponent scores 6-9 runs	0-2
Opponent scores 10+ runs	0-2
BYU scores 1st inning	4-0
Opponent scores 1st inning	1-3
BYU scores first	6-0
Opponent scores first	1-5
BYU out-hits opponent	5-2
Opponent out-hits BYU	2-3
Equal number of hits	0-0
BYU hits zero home runs	2-4
BYU hits one home run	3-1
BYU hits 2+home runs	2-0
Opponent hits zero home runs	4-1
Opponent hits one home run	3-2
Opponent hits 2+ home runs	0-2
BYU has no errors	4-3
BYU has one error	1-1
BYU has 2+ errors	2-1
Opponent has no errors	2-2
Opponent has one error	4-0
Opponent has 2+ errors	0-3
Game tied after fifth inning	1-0
BYU leads after fifth inning	4-0
BYU trails after fifth inning	0-5
Game tied after sixth inning	0-0
BYU leads after sixth inning	5-0
BYU trails after sixth inning	0-4
Mercy rule games	2-1
In February	7-5
In March	0-0
In April	0-0
In May	0-0
On Tuesday	0-0
On Wednesday	0-0
On Thursday	3-2
On Friday	4-1
On Saturday	0-2
vs. left-handed starter	0-2
vs. right-handed starter	7-3

2017 TEAM GAME HIGHS

At Bats	33 vs. LIU Brooklyn
Runs scored	12 vs. Nebraska
Hits	16 vs. Nebraska
RBIs	12 vs. Nebraska
Doubles	4 vs. Nevada
Triples	1 vs. Nevada
Home runs	2 twice, last vs. Nevada
Stolen bases	2 vs. Nebraska
Walks	6 vs. Georgia
Total Bases	22 twice, last vs. Nevada
Assists	9 three times, last vs. Hawai'i
DPs turned	1 vs. Georgia
Strikeouts	7 twice, last vs. Texas State
Hits allowed	11 vs. Hawai'i
Walks allowed	9 vs. Texas State

BYU IN THE NCAA

TEAM STAT RANKINGS

(as of 2/27/17)

Category	Value (ranking)
Batting Average	0.295 (86)
Doubles Per Game	1.50 (58)
Earned Run Average	4.29 (190)
Fielding Percentage	0.974 (36)
Home Runs Per Game	0.67 (95)
Scoring	4.25 (141)
Slugging Percentage	0.439 (75)
Stolen Bases Per Game	0.92 (146)
Triples Per Game	0.08 (184)
WL Percentage	0.583 (102)

INDIVIDUAL STAT RANKINGS

(as of 2/27/17)

Category	Name, value (ranking)
Batting Average	Lexi Tarrow, 0.462 (97)
Doubles Per Game	Rylee Jensen, 0.58 (18)
Home Runs Per Game	Ashley Thompson, 0.25 (104)
On Base Percentage	Lexi Tarrow, 0.517 (140)
Sacrifice Flies	Alexa Strid, 1 (86)
	Libby Sugg, 1 (86)
Sacrifice Hits Per Game	Alexa Strid, 0.25 (80)
Saves	Arianna Paulson, 1 (35)
Shutouts	McKenna Bull, 2 (18)
Slugging Percentage	Lexi Tarrow, 0.615 (278)
Strikeouts	McKenna Bull, 35 (85)
Victories	McKenna Bull, 6 (26)

OPPONENTS IN THE NCAA

MCNEESE STATE STAT RANKINGS

(as of 2/27/17)

Category	Value (ranking)
Batting Average	0.265 (158)
Double Plays Per Game	0.63 (12)
Doubles Per Game	1.19 (135)
Earned Run Average	3.23 (120)
Fielding Percentage	0.941 (224)
Home Runs Per Game	0.75 (79)
Scoring	4.75 (109)
Slugging Percentage	0.407 (116)
Stolen Bases Per Game	2.25 (17)
Triples Per Game	0.19 (111)
WL Percentage	0.438 (162)

SAN DIEGO STATE STAT RANKINGS

(as of 2/27/17)

Category	Value (ranking)
Batting Average	0.363 (12)
Double Plays Per Game	0.54 (24)
Doubles Per Game	1.77 (24)
Earned Run Average	3.87 (162)
Fielding Percentage	0.974 (39)
Home Runs Per Game	0.46 (159)
On Base Percentage	0.417 (27)
Scoring	6.38 (32)
Slugging Percentage	0.489 (34)
Stolen Bases Per Game	0.85 (159)
Triples Per Game	0.23 (65)

MIAMI (OHIO) STAT RANKINGS

(as of 2/27/17)

Category	Value (ranking)
Batting Average	0.252 (186)
Double Plays Per Game	0.23 (169)
Doubles Per Game	1.38 (82)
Earned Run Average	5.33 (232)
Fielding Percentage	0.944 (214)
Home Runs Per Game	1.00 (28)
Scoring	4.62 (119)
Slugging Percentage	0.426 (95)
Stolen Bases Per Game	0.69 (178)
WL Percentage	0.385 (180)

DETROIT MERCY STAT RANKINGS

(as of 2/27/17)

Category	Value (ranking)
Batting Average	0.270 (151)
Double Plays Per Game	0.30 (133)
Doubles Per Game	0.70 (241)
Earned Run Average	3.73 (154)
Fielding Percentage	0.952 (171)
Home Runs Per Game	0.40 (174)
Scoring	3.60 (190)
Slugging Percentage	0.351 (201)
Stolen Bases Per Game	2.40 (12)
Triples Per Game	0.10 (171)
WL Percentage	0.300 (207)

BOSTON U. STAT RANKINGS

(as of 2/27/17)

Category	Value (ranking)
Batting Average	0.283 (117)
Double Plays Per Game	0.44 (57)
Doubles Per Game	1.11 (147)
Earned Run Average	3.12 (108)
Fielding Percentage	0.970 (56)
Home Runs Per Game	0.67 (95)
Scoring	3.89 (171)
Slugging Percentage	0.409 (114)
Stolen Bases Per Game	1.00 (116)
Triples Per Game	0.22 (71)
WL Percentage	0.556 (115)



2017 WCC STANDINGS

	WCC	Overall
BYU	0-0	7-5
Pacific	0-0	6-7
San Diego	0-0	4-5
Saint Mary's	0-0	6-8
Loyola Marymount	0-0	4-9
Santa Clara	0-0	3-7

2017 WCC PLAYERS OF THE WEEK

- Week 1 Madison Casiano, San Diego
- Week 2 **Rylee Jensen, BYU**
- Week 3 Lexi Tarrow, BYU

2017 WCC PITCHERS OF THE WEEK

- Week 1 McKenna Bull, BYU
- Week 2 **Kerisa Viramontes, BYU**
- Week 3 Marissa Young, Pacific

FINAL 2016 WCC STANDINGS

	WCC	Overall
BYU	12-3	36-21
Loyola Marymount	10-5	32-21
San Diego	8-7	22-29
Saint Mary's	7-8	20-27-1
Santa Clara	5-10	10-41
Pacific	3-12	20-28

2016 WCC Player of the Year

Ashley Thompson

2016 WCC Pitcher of the Year

McKenna Bull

2016 WCC Co-Coaches of the Year

- Gordon Eakin, BYU
- Melissa McElvain, San Diego
- Sami Strinz-Ward, LMU

2017 WCC PRESEASON POLL

2017 WCC Softball Preseason Poll

Team (First Place Votes)	Points
BYU (5)	25
Loyola Marymount (1)	21
San Diego	17
Saint Mary's	12
Pacific	10
Santa Clara	5

2017 All-WCC Preseason Softball Team

Name	Institution	Year	Position
Position Players			
Lauren Bell	BYU	Sr.	2B/SS
Alicia Brown	LMU	Jr.	3B
Alex Finie	LMU	Sr.	1B
Sydney Lahners	Pacific	Jr.	1B
Olivia Sandusky	San Diego	Sr.	OF
Rachel Sellers	Pacific	Jr.	C
Hailey Sparacino	Saint Mary's	Jr.	UT
Taylor Spence	San Diego	So.	OF
Alexa Strid	BYU	Jr.	SS
Libby Sugg	BYU	So.	C
Ashley Thompson	BYU	Sr.	1B

Pitchers

McKenna Bull	BYU	Sr.	RHP
Katie Moss	Saint Mary's	Sr.	RHP
Megan Sabbatini	San Diego	Sr.	RHP

WCC TEAM STAT RANKINGS

(as of 2/21/17)

Category	Value (ranking)
Batting Average	.0344 (1)
Doubles	13 (1)
Earned Run Average	.309 (2)
Fielding Percentage	.0978 (1)
Hits	62 (1)
Home Runs	6 (T2)
On Base Percentage	.0396 (1)
Runs	37 (2)
Sacrifice Hits	7 (T4)
Slugging Percentage	.0528 (1)
Stolen Bases	4 (T3)
Strikeouts	31 (T3)
Walks	13 (5)

WCC INDIVIDUAL STAT RANKINGS

(as of 2/21/17)

Category	Name, value (ranking)
Batting Average	Rylee Jensen, 0.500 (1)
	Caitlyn Larsen Alldredge, 0.400 (5)
Doubles	Rylee Jensen, 7 (1)
Earned Run Average	McKenna Bull, 1.99 (4)
Hits	Rylee Jensen, 12 (1)
Home Runs	Ashley Thompson, 2 (T2)
On Base Percentage	Rylee Jensen, 0.556 (1)
	Ashley Thompson, 0.435 (5)
Runs Batted In Per Game	Caitlyn Larsen Alldredge, 8 (1)
	Ashley Thompson, 7 (T2)
Runs Scored	Ashley Thompson, 6 (2)
	Rylee Jensen, 5 (T5)
Slugging Percentage	Rylee Jensen, 0.792 (1)
	Caitlyn Larsen Alldredge, 0.750 (2)
	Ashley Thompson, 0.667 (5)
Strikeouts	McKenna Bull, 22 (3)

GORDON EAKIN

**BYU HEAD COACH
2003-PRESENT**

Eakin is entering his 15th season as the Cougars' head coach and his 18th season at BYU overall.

Eakin was named head coach in July 2002 after working as an assistant coach since the softball program's inception in 2000. Since that time he has led the Cougars to five Mountain West Conference championships, one Western Athletic Conference tournament championship, three West Coast Conference championship and 12 NCAA tournament appearances.

The 2016 WCC Co-Coach of the Year (third-consecutive year) has coached 12 All-Americans, 10 conference players of the year, four conference freshmen of the year, and four conference pitchers of the year during his tenure.

In 2010, Eakin guided the Cougars to 46 wins, the most in school history, as BYU advanced to the NCAA Super Regionals for the first time ever with wins over East Carolina and host Texas before ending its season at national runner-up Arizona. The Cougars finished second in the country in batting average, seventh in scoring and ninth in slugging percentage as a team.

Known as one of the best hitting coaches in the country, Eakin has helped BYU finish in the top-ten nationally six times in slugging percentage, six times in home runs per game, four times in batting average and four times in scoring.

In addition to his duties at BYU, Eakin was also an assistant coach and hitting coach for the USA National Team in 2009. In the summer of 2010, Eakin helped guide the National Team to a 17-2 record as USA won the World Championship in Venezuela, the World Cup in Oklahoma and the Japan Cup championship in Sendai, Japan.

Before entering the coaching ranks, Eakin was a successful baseball and softball player. After playing collegiate baseball at the University of Utah, Eakin signed with the Oakland Athletics organization where he played for three years.

Eakin went on to join the United States All-Star team, playing in three U.S. Olympic sports festivals in 1986, 1993 and 1994, winning bronze, silver and gold, respectively. While on the team, Eakin was honored on the ISC All-World First Team and was an ASA All-American. He would later go on to play shortstop on the internationally ranked Larry H. Miller Toyota Fast Pitch team, eventually earning induction into the Utah Fast Pitch Hall of Fame in 1998.

Eakin is a native of Holladay, Utah, and graduated from Granite High. He currently resides in Sandy, Utah, and is married to Barbi. They are the parents of three children (Alicia, Ryan & Parker) and have five grandsons.



EAKIN AT A GLANCE

- Record of 559-258 (.684) in 14 years as head coach
- Former USA National Team hitting coach
- Seven-time coach of the year (WCC: 2014-2016, PCSC 2013 and MWC: 2009, 2010 & 2011)
- Led BYU to WCC championships in 2014-2016, the 2013 PCSC championship and the WAC tournament championship in 2012
- Guided Cougars to five Mountain West Conference championships (2005, 2007, 2009, 2010, 2011) while never finishing lower than third in the conference
- Led BYU to first-ever NCAA Super Regional appearance in 2010 and 12 straight NCAA tournament appearances overall
- Coached 12 All-Americans
- Coached 10 conference players of the year, 4 conference freshmen of the year and 4 conference pitchers of the year
- Coached 25 All-Region performers, 52 all-conference performers
- Guided BYU to top-10 national finishes in slugging percentage six times, home runs per game six times, batting average four times and scoring four times
- Coached two players who would go on to play professionally, including MWC Player of the Year Angeline Quiocho who finished first in the nation in home runs per game and RBI per game in 2010

EAKIN COACHING RECORD

YEAR	Overall Record	CONF.	CONF. FINISH	NCAA
2003	36-17	10-7	3rd/MWC	-
2004	34-18	11-8	3rd/MWC	-
2005	45-14	16-2	1st/MWC	1-2
2006	43-22	15-5	2nd/MWC	1-2
2007	43-20	16-4	1st/MWC	2-2
2008	44-20	14-6	2nd/MWC	1-2
2009	40-18	12-2	1st/MWC	2-2
2010	46-13	12-3	1st/MWC	3-2
2011	40-18	11-2	1st/MWC	2-2
2012	45-15	15-4	1st/WAC	2-2
2013	33-25	19-5	1st/PCSC	0-2
2014	34-23	12-2	1st/WCC	1-2
2015	40-14	13-2	1st/WCC	1-2
2016	36-21	12-3	1st/WCC	1-2
2017	7-5	0-0	-	-
TOTAL	566-263 (.684)	188-55	-	16-22

(15th Season)



PETE MEREDITH

**BYU ASSISTANT COACH
2014-PRESENT**

Coaching Experience
The Pitching Academy

Playing Career

- Played professional men's fastpitch for Sportsman Enterprises, Dave Frye Plastering, Farm Tavern, Trans Aire International and Larry Miller Toyota
- Meredith pitched in a record 23 consecutive International Softball Congress World Tournaments

- Set records for most tournament wins (61), no hitters (8), strikeouts in a tournament (100) and strikeouts in a game (21)
- Named to the All-World Team seven times
- Inducted into the ASA/USA National Softball Hall of Fame in 2016 and into the International Softball Congress Hall of Fame in 2007
- Holds the record for most wins in ASA national championship play, compiling a 55-27 record before retiring from Major competition in 2002.
- Tied for most wins in one Men's Major National Championship with eight in 1988 for Trans-Aire of Elkhart, Ind. and is the record holder for most IP in one national tourney (88) in that same national championship.

Hometown

Dunedin, New Zealand



KRISTIN DELAHOUSSEY

**BYU ASSISTANT COACH
2014-PRESENT**

Coaching Experience

- Asst. Softball and Strength Coordinator Dixie State (2013)
- Fifth-Year coach BYU (2012)

Playing Career

- Four-year starter at second base for BYU (2008-2011)
- Played and started every game of career except 1 weekend

- Named first-team all-conference and all-region three times
- For her career: second in doubles (45), walks (144), at bats (706) and runs (198) sixth in hits (233) and triples (6) seventh in total bases (347) eighth in stolen bases (31) and slugging percentage (.591) 10th in batting average at BYU

Education

Brigham Young University (2012)

Hometown

Las Vegas



KEVIN JENSEN

**BYU VOLUNTEER ASSISTANT COACH
2016-PRESENT**

Coaching Experience

- Asst. baseball coach at Southern Utah
- Assistant baseball coach at Northridge High
- Assistant softball coach at Clearfield High
- Head softball coach at Layton High
- Head softball coach for Utah Express 14, 16 and 18 & under
- Utah Firebirds 18 & under at the ASA National Softball Championships
- Private softball and baseball instructor

Playing Career

- Played with the Cincinnati Reds
- Kansas City Royals Baseball Academy nominee
- Played baseball at Utah, Southern Utah and Weber State

Personal

Served an LDS mission in Ontario, Canada
Niece Tracee Hoch Heaton played softball at BYU in 2006-07
Wife is Suzi Miya Jensen and has three children and four grandchildren

No.	Name	Pos.	B/T	Ht.	Yr.	Hometown (Previous School)
9	Lauren Bell	2B, SS	L/R	5-9	Sr.	Murray, UT/Murray HS
12	Brielle Breland	INF, OF	R/R	5-8	Jr.	Mesa, AZ/Grand Canyon
5	McKenna Bull	P	R/R	5-10	Sr.	Ogden, UT/Weber HS
8	Emilee Erickson	C	R/R	5-10	So.	Phoenix, AZ/Sandra Day O'Connor HS
6	Ashley Godfrey	OF	R/R	5-6	So.	Buckey, AZ/Estrella Foothills HS
27	Allie Hancock	OF	R/R	5-10	So.	Gilbert, AZ/Basha HS
2	Rylee Jensen	OF	L/L	5-8	Fr.	Idaho Falls, ID/Skyline HS
18	Caitlyn Larsen Alldredge	3B, OF	R/R	5-10	Jr.	Centerville, UT/Viewmont HS
22	Madison Merrell	OF	R/R	5-8	Jr.	Queen Creek, AZ/Queen Creek HS
7	Arianna Paulson	P, 1B	R/R	5-8	Jr.	Payson, AZ/Payson HS
10	Arissa Paulson	P, 1B	R/R	5-10	Fr.	Payson, AZ/Brightmont Academy
24	Olivia Sanchez	P, 1B	R/R	5-7	So.	Murrieta, CA/Murrieta Valley HS
13	McKenzie St. Clair	OF, 2B	R/R	5-5	Sr.	Peoria, AZ/Sunrise Mountain HS
16	Alexa Strid	SS	R/R	5-8	Jr.	Stephens City, VA/Karl Maeser Academy
21	Libby Sugg	C	R/R	5-7	So.	Franklin, TN/Franklin HS
26	Lexi Tarrow	OF	L/R	5-8	So.	Olympia, WA/A.G. West Black Hills HS
3	Ashley Thompson	INF	R/R	6-2	Sr.	Connell, WA/Connell HS
1	Brooke Vander Heide	OF	L/L	5-7	Fr.	Sandy, UT/Alta HS
33	Kerisa Viramontes	P	R/R	5-5	Fr.	Norco, CA/Norco HS

Head Coach: Gordon Eakin (15th year)

Assistant Coach: Pete Meredith (4th year)

Assistant Coach: Kristin Delahoussaye (4th year)

Assistant Coach: Kevin Jensen (2nd year)

Athletic Trainer: Chris Linde (18th year)

Student Manager: Reyna Ae (1st year)

Pronunciations:

Brielle Breland	Bree-el brEE-land	Arianna Paulson	AR-ee-awn-nuh
Alexa Strid	Stri-d	Lexi Tarrow	tehr-oh
Vander Heide	Hide	Kerisa Viramontes	Kerr-issa Veer-a-mont-ez

Kristin Delahoussaye	Dey-la-house-ee	Chris Linde	Lind-ee
Reyna Ae	Ray-nah Eye		

SENIORS (4)

Ashley Thompson
McKenzie St. Clair
Lauren Bell
McKenna Bull

JUNIORS (5)

Brielle Breland
Caitlyn Larsen Alldredge
Madison Merrell
Arianna Paulson
Alexa Strid

SOPHOMORES (7)

Emilee Erickson
Ashley Godfrey
Allie Hancock
Olivia Sanchez
Libby Sugg
Lexi Tarrow

FRESHMEN (4)

Rylee Jensen
Arissa Paulson
Brooke Vander Heide
Kerisa Viramontes

MARRIED (1)

Caitlyn Larsen Alldredge

PITCHERS (5)

McKenna Bull
Arianna Paulson
Arissa Paulson
Olivia Sanchez
Kerisa Viramontes

CATCHERS (2)

Emilee Erickson
Libby Sugg

INFIELDERS (10)

Lauren Bell
Brielle Breland
Caitlyn Larsen Alldredge
Arianna Paulson
Arissa Paulson
McKenzie St. Clair
Alexa Strid
Ashley Thompson
Olivia Sanchez

OUTFIELDERS (10)

Brielle Breland
Ashley Godfrey
Allie Hancock
Rylee Jensen
Caitlyn Larsen Alldredge
Madison Merrell
McKenzie St. Clair
Alexa Strid
Lexi Tarrow
Brooke Vander Heide

ARIZONA (8)

Brielle Breland
Emilee Erickson
Ashley Godfrey
Allie Hancock
Madison Merrell
Arianna Paulson
Arissa Paulson
McKenzie St. Clair

CALIFORNIA (2)

Olivia Sanchez
Kerisa Viramontes

IDAHO (1)

Rylee Jensen

TENNESSEE (1)

Libby Sugg

UTAH (4)

Lauren Bell
McKenna Bull
Caitlyn Larsen Alldredge
Brooke Vander Heide

VIRGINIA (1)

Alexa Strid

WASHINGTON (1)

Ashley Thompson



Brooke Vander Heide • 1

5-7 • Freshman • OF • L/L • Sandy, Utah • Alta HS
Career Stats

Season	GP	GS	AB	R	H	2B	3B	HR	RBI	BB	SO	SB	CS	SF	SH	HBP	AVG	SLG	OBP	PO	A	E	FLD
2017	11	7	21	4	7	1	0	0	2	1	4	1	0	0	0	0	.333	.381	.364	11	0	0	1.000
CAREER	11	7	21	4	7	1	0	0	2	1	4	1	0	0	0	0	.333	.381	.364	11	0	0	1.000

Notable

- Hit .714 during her senior season in high school
- Her 214 career hits is a Utah high school record
- Four-year letterwinner in volleyball

Records

Season Highs
At Bats 3 five, last vs. LIU Brooklyn (2/24/17)
Runs 1 four times, last vs. LIU Brooklyn (2/24/17)
Hits 2 vs. Louisville (2/24/17)
RBI 2 vs. Louisville (2/24/17)
Walks 1 vs. LIU Brooklyn (2/24/17)
Stolen Bases 1 vs. Texas State (2/17/17)
Batting Average (min. 3 AB) .667 vs. Louisville (2/24/17)
Slugging Percentage (min. 3 AB) .667 twice, last vs. Louisville (2/24/17)

Career Highs
At Bats 3 five, last vs. LIU Brooklyn (2/24/17)
Runs 1 four times, last vs. LIU Brooklyn (2/24/17)
Hits 2 vs. Louisville (2/24/17)
RBI 2 vs. Louisville (2/24/17)
Walks 1 vs. LIU Brooklyn (2/24/17)
Stolen Bases 1 vs. Texas State (2/17/17)
Batting Average (min. 3 AB) .667 vs. Louisville (2/24/17)
Slugging Percentage (min. 3 AB) .667 twice, last vs. Louisville (2/24/17)

Season Highlights

- Went 2/3 with 2 RBI vs. Louisville



Rylee Jensen • 2

5-8 • Freshman • OF • L/L • Idaho Falls, Idaho • Skyline HS
Career Stats

Season	GP	GS	AB	R	H	2B	3B	HR	RBI	BB	SO	SB	CS	SF	SH	HBP	AVG	SLG	OBP	PO	A	E	FLD
2017	12	11	35	6	13	7	0	0	5	4	3	0	1	0	0	0	.371	.571	.436	21	0	0	1.000
CAREER	12	11	35	6	13	7	0	0	5	4	3	0	1	0	0	0	.371	.571	.436	21	0	0	1.000

Notable

- 2016 Skyline Player of the Year
- Four-year letterwinner in basketball

Records

Season Highs
At Bats 4 six times, last vs. Louisville (2/24/17)
Runs 3 vs. Nebraska (2/9/17)
Hits 4 vs. Nebraska (2/9/17)
RBI 2 twice, last vs. Texas State (2/17/17)
Walks 2 vs. Hawai'i (2/16/17)
Stolen Bases --
Batting Average (min. 3 AB) 1.000 vs. Nebraska (2/9/17)
Slugging Percentage (min. 3 AB) 1.500 vs. Nevada (2/17/17)

Career Highs
At Bats 4 six times, last vs. Louisville (2/24/17)
Runs 3 vs. Nebraska (2/9/17)
Hits 4 vs. Nebraska (2/9/17)
RBI 2 twice, last vs. Texas State (2/17/17)
Walks 2 vs. Hawai'i (2/16/17)
Stolen Bases --
Batting Average (min. 3 AB) 1.000 vs. Nebraska (2/9/17)
Slugging Percentage (min. 3 AB) 1.500 vs. Nevada (2/17/17)

Season Highlights

- Went 5/5 in first 5 career at bats
- Named to Puerto Vallarta College Challenge All-Tournament Team
- Tied single-game doubles record with 3 vs. Nevada
- WCC Player of the Week (2/20)



Ashley Thompson • 3

6-2 • Senior • 1B • R/R • Connell, Washington • Connell HS
Career Stats

Season	GP	GS	AB	R	H	2B	3B	HR	RBI	BB	SO	SB	CS	SF	SH	HBP	AVG	SLG	OBP	PO	A	E	FLD
2014	51	51	127	26	33	5	0	5	31	37	25	3	1	0	2	1	.260	.417	.430	65	12	5	.939
2015	53	52	147	32	46	7	0	8	42	32	34	13	0	2	1	2	.313	.524	.437	228	15	8	.968
2016	56	56	165	44	66	12	2	13	49	28	28	12	1	0	7	1	.400	.733	.490	285	9	5	.983
2017	12	12	35	9	11	0	0	3	9	5	9	3	0	0	0	0	.314	.571	.400	58	3	1	.984
CAREER	172	171	474	111	156	24	2	29	131	102	96	31	2	2	10	4	.329	.572	.450	636	39	19	.973

Notable

- Valedictorian of her high school
- Holds the Washington state career strikeout record with 1,117 and the career home run record with 51
- Named the 2013 Gatorade Player of the Year for the state of Washington
- Led her high school to three-straight 1A titles
- 2016 WCC Player of the Year
- NFCA All-Pacific Second Team

Records

Season Highs
At Bats 4 twice, last vs. LIU Brooklyn (2/24/17)
Runs 2 three times, last vs. Georgia (2/23/17)
Hits 2 four times, last vs. LIU Brooklyn (2/24/17)
RBI 3 twice, last vs. Texas State (2/17/17)
Walks 2 vs. Georgia (2/23/17)
Stolen Bases 2 vs. Georgia (2/23/17)
Batting Average (min. 3 AB) .667 three times, last vs. Nevada (2/17/17)
Slugging Percentage (min. 3 AB) 2.667 vs. Texas State (2/17/17)

Career Highs
At Bats 5 vs. Pacific (4/10/15)
Runs 3 four times, last vs. Santa Clara (5/7/16)
Hits 5 vs. Pacific (4/10/15)
RBI 6 vs. Pacific (4/10/15)
Walks 3 five times, last vs. San Diego (4/24/15)
Stolen Bases 2 four times, last vs. Georgia (2/23/17)
Batting Average (min. 3 AB) 1.000 six times, last vs. Saint Mary's (4/22/16)
Slugging Percentage (min. 3 AB) 3.000 vs. Saint Mary's (4/22/16)

Season Highlights

- Hit 2 home runs vs. Texas State



McKenna Bull • 5

5-10 • Senior • P • R/R • Ogden, Utah • Weber HS

Career Stats

Season	GP	GS	W	L	CG	SHO	SV	IP	H	R	ER	BB	SO	2B	3B	HR	AB	HBP	AVG	ERA
2014	48	32	16	9	10	3	7	173.1	160	99	78	88	206	25	2	14	669	7	.239	3.15
2015	47	44	34	9	29	8	1	257.1	219	105	85	137	256	33	0	13	964	14	.227	2.31
2016	48	42	27	13	31	10	3	263.2	264	127	99	102	286	36	6	25	1030	8	.256	2.63
2017	7	6	6	1	4	2	0	41.1	40	16	14	18	35	2	0	5	157	1	.255	2.37
CAREER	150	124	83	32	74	23	11	735.2	683	347	276	345	783	96	8	57	2820	30	.242	2.63

Notable

- Three time 5A first team All-State and All-Area selection
- Led her team to the 2012 5A state championship
- 2015 and 2016 WCC Pitcher of the Year
- Led her high school to three-straight 1A titles
- NFCA All-Pacific Second Team

Records

Season Highs
Strikeouts 7 twice, last vs. Texas State (2/17/17)
ERA (min. 4 IP) .00 twice, last vs. Louisville (2/24/17)
Innings Pitched 7.0 three times, last vs. Louisville (2/24/17)
Opponent Batting Average (min. 4 IP) .063 vs. Nebraska (2/9/17)
Earned Runs 7 vs. Texas A&M (2/25/17)
Hits 8 vs. Texas A&M (2/25/17)
Walks 8 vs. Texas State (2/17/17)
At Bats 27 twice, last vs. Texas State (2/17/17)

Career Highs
Strikeouts 14 four times, last vs. Wisconsin (2/12/16)
ERA (min. 4 IP) .00 32 times, last vs. Louisville (2/24/17)
Innings Pitched 12.0 @ San Diego (5/13/16)
Opponent Batting Average (min. 4 IP) .000 twice, last vs. UC Santa Barbara (3/19/16)
Earned Runs 9 vs. Minnesota (2/15/14)
Hits 13 twice, last vs. North Dakota State (5/15/15)
Walks 8 twice, last vs. Texas State (2/17/17)
At Bats 44 @ San Diego (5/14/16)

Season Highlights

- Pitched a complete game in upset win of No. 13 Washington
- Named to Puerto Vallarta College Challenge All-Tournament Team
- WCC Pitcher of the Week (2/13)
- Pitched shutouts against No. 11/12 Georgia and Louisville



Ashley Godfrey • 6

5-6 • Sophomore • OF • R/R • Buckeye, Arizona • Estrella Foothills HS

Career Stats

Season	GP	GS	AB	R	H	2B	3B	HR	RBI	BB	SO	SB	CS	SF	SH	HBP	AVG	SLG	OBP	PO	A	E	FLD
2015	9	0	7	3	3	0	0	0	0	0	1	0	0	0	0	0	.429	.429	.429	1	0	0	1.000
2017	5	0	1	0	0	0	0	0	0	0	0	1	0	0	0	0	.000	.000	.000	0	0	0	.000
CAREER	14	0	8	3	3	0	0	0	0	0	1	1	0	0	0	0	.429	.429	.429	1	0	0	1.000

Notable

- Majoring in exercise and wellness
- Arizona Interscholastic Association All-State First Team 2010-12
- Lettered in volleyball and soccer, All-Section Second Team in soccer in 2013-14

Records

Season Highs
At Bats 1 vs. Arizona (2/23/17)
Runs --
Hits --
RBI --
Walks --
Stolen Bases 1 vs. Nebraska (2/9/17)
Batting Average (min. 3 AB) --
Slugging Percentage (min. 3 AB) --

Career Highs
At Bats 3 vs. Texas A&M (2/20/15)
Runs 2 vs. Texas A&M (2/20/15)
Hits 2 vs. Texas A&M (2/20/15)
RBI --
Walks --
Stolen Bases 1 vs. Nebraska (2/9/17)
Batting Average (min. 3 AB) .667 vs. Texas A&M (2/20/15)
Slugging Percentage (min. 3 AB) .667 vs. Texas A&M (2/20/15)

Season Highlights



Arianna Paulson • 7

5-7 • Junior • P, 1B • R/R • Payson, Arizona • Payson HS

Career Stats

Season	GP	GS	W	L	CG	SHO	SV	IP	H	R	ER	BB	SO	2B	3B	HR	AB	HBP	AVG	ERA
2015	15	5	2	3	1	0	0	36.1	49	45	39	44	34	8	0	0	153	9	.320	7.51
2016	11	1	2	0	1	0	0	23.2	30	31	26	38	30	4	0	4	99	1	.303	7.69
2017	5	1	0	1	0	0	1	8.1	8	10	9	8	6	2	0	2	32	3	.250	7.56
CAREER	31	7	4	4	2	0	1	68.1	87	86	74	90	70	14	0	6	284	13	.306	7.58

Notable

- Younger sister Arissa is on the team
- Brother Sterling played rugby at BYU from 2012-14
- Great-grandfather played for the Washington Redskins
- Salutatorian of her high school class
- Also played volleyball and basketball

Records

Season Highs
Strikeouts 3 twice, last vs. Texas A&M (2/25/17)
ERA (min. 4 IP) --
Innings Pitched 3.2 vs. Texas A&M (2/25/17)
Opponent Batting Average (min. 4 IP) --
Earned Runs 4 vs. Oklahoma (2/9/17)
Hits 3 twice, last vs. LIU Brooklyn (2/24/17)
Walks 4 vs. Texas A&M (2/25/17)
At Bats 11 vs. Texas A&M (2/25/17)

Career Highs
Strikeouts 7 @ San Diego (5/14/16)
ERA (min. 4 IP) 1.75 vs. Northern Colorado (2/27/15)
Innings Pitched 7.0 @ San Diego (5/14/16)
Opponent Batting Average (min. 4 IP) .160 @ San Diego (5/14/16)
Earned Runs 7 vs. Tennessee (2/11/16)
Hits 8 vs. San Jose State (2/5/16)
Walks 9 vs. California (2/6/15)
At Bats 25 @ San Diego (5/14/16)

Season Highlights



Emilee Erickson • 8

5-10 • Sophomore • C • R/R • Phoenix, Arizona • Sandra Day O'Connor HS

Career Stats

Season	GP	GS	AB	R	H	2B	3B	HR	RBI	BB	SO	SB	CS	SF	SH	HBP	AVG	SLG	OBP	PO	A	E	FLD
2016	31	25	75	11	21	4	0	3	12	4	20	0	1	0	3	3	.280	.453	.341	116	15	2	.985
2017	8	4	12	2	1	0	0	0	0	0	2	0	0	0	2	2	.083	.083	.214	26	1	0	1.000
CAREER	39	29	87	13	22	4	0	3	12	4	22	0	1	0	3	5	.253	.402	.323	142	16	2	.988

Notable

- 21st member of her family to attend BYU
- Brother Brendon played baseball for BYU in 2013
- Captain of her team that won the 2015 Division I State Championship
- Voted Female Athlete of the Year at her high school

Records

Season Highs
At Bats 3 twice, last vs. LIU Brooklyn (2/24/17)
Runs 1 twice, last vs. Nevada (2/17/17)
Hits 1 vs. Texas State (2/17/17)
RBI --
Walks --
Stolen Bases --
Batting Average (min. 3 AB) .000 twice, last vs. LIU Brooklyn (2/24/17)
Slugging Percentage (min. 3 AB) .000 twice, last vs. LIU Brooklyn (2/24/17)

Career Highs
At Bats 4 three times, last @ Utah (3/15/16)
Runs 2 twice, last vs. Santa Clara (5/6/16)
Hits 2 four times, last vs. Santa Clara (5/6/16)
RBI 2 vs. Southern Utah (4/5/16)
Walks 1 four times, @ Pacific (4/30/16)
Stolen Bases --
Batting Average (min. 3 AB) .667 twice, last vs. Santa Clara (5/6/16)
Slugging Percentage (min. 3 AB) 1.667 vs. Santa Clara (5/6/16)

Season Highlights



Lauren Bell • 9

5-9 • Senior • 2B, SS • L/R • Murray, Utah • Murray HS

Career Stats

Season	GP	GS	AB	R	H	2B	3B	HR	RBI	BB	SO	SB	CS	SF	SH	HBP	AVG	SLG	OBP	PO	A	E	FLD
2014	53	52	161	33	53	4	0	1	8	12	29	5	1	0	4	2	.329	.373	.383	73	94	13	.928
2015	51	51	152	35	50	7	2	2	30	16	23	3	1	3	14	1	.329	.441	.390	102	74	5	.972
2016	54	54	166	43	62	6	1	2	20	20	21	4	0	4	16	1	.373	.458	.435	96	97	13	.937
2017	12	12	34	6	11	1	0	0	3	6	9	2	1	0	1	0	.324	.353	.425	27	16	3	.935
CAREER	170	169	513	117	176	18	3	5	61	54	82	14	3	7	35	4	.343	.419	.405	298	281	34	.945

Notable

- Has a twin brother
- 2012 4A First Team All-State selection by the Deseret News
- Led her team to the playoffs in 2012
- Also played basketball
- 2016 WCC Defensive Player of the Year

Records

Season Highs
At Bats 4 twice, last vs. LIU Brooklyn (2/24/17)
Runs 3 vs. Nebraska (2/9/17)
Hits 3 vs. Nebraska (2/9/17)
RBI 2 vs. Nebraska (2/9/17)
Walks 2 twice, last vs. Georgia (2/23/17)
Stolen Bases 1 twice, last vs. LIU Brooklyn (2/24/17)
Batting Average (min. 3 AB) 1.000 vs. Nebraska (2/9/17)
Slugging Percentage (min. 3 AB) 1.000 vs. Nebraska (2/9/17)

Career Highs
At Bats 6 @ San Diego (5/13/16)
Runs 4 twice, last vs. Santa Clara (5/6/16)
Hits 3 13 times, last vs. Nebraska (2/9/17)
RBI 4 vs. UTEP (2/14/15)
Walks 3 twice, last vs. LMU (4/9/16)
Stolen Bases 1 14 times, last vs. LIU Brooklyn (2/24/17)
Batting Average (min. 3 AB) 1.000 four times, last vs. Nebraska (2/9/17)
Slugging Percentage (min. 3 AB) 1.500 twice, last vs. Fresno State (3/18/16)

Season Highlights

- Went 3/3 in season opener vs. Nebraska
- Named to Puerto Vallarta College Challenge All-Tournament Team



Arissa Paulson • 10

5-10 • Freshman • P, 1B • R/R • Payson, Arizona • Brightmont Academy

Career Stats

Season	GP	GS	W	L	CG	SHO	SV	IP	H	R	ER	BB	SO	2B	3B	HR	AB	HBP	AVG	ERA
2017	5	3	0	2	1	0	0	11.2	13	14	13	15	9	4	0	0	43	1	.302	7.80
CAREER	5	3	0	2	1	0	0	11.2	13	14	13	15	9	4	0	0	43	1	.302	7.80

Notable

- Older sister Arianna is on the team
- Brother Sterling played rugby at BYU from 2012-14
- Great-grandfather played for the Washington Redskins
- Arizona Gatorade Softball Player of the Year for 2014-15
- Also played soccer and basketball

Records

Season Highs
Strikeouts 6 vs. Auburn (2/11/17)
ERA (min. 4 IP) 3.50 vs. Auburn (2/11/17)
Innings Pitched 6.0 vs. Auburn (2/11/17)
Opponent Batting Average (min. 4 IP) .150 vs. Auburn (2/11/17)
Earned Runs 7 vs. Arizona (2/23/17)
Hits 5 vs. Arizona (2/23/17)
Walks 6 twice, last vs. Arizona (2/23/17)
At Bats 20 vs. Auburn (2/11/17)

Career Highs
Strikeouts 6 vs. Auburn (2/11/17)
ERA (min. 4 IP) 3.50 vs. Auburn (2/11/17)
Innings Pitched 6.0 vs. Auburn (2/11/17)
Opponent Batting Average (min. 4 IP) .150 vs. Auburn (2/11/17)
Earned Runs 7 vs. Arizona (2/23/17)
Hits 5 vs. Arizona (2/23/17)
Walks 6 twice, last vs. Arizona (2/23/17)
At Bats 20 vs. Auburn (2/11/17)

Season Highlights



Brielle Breland • 12

5-8 • Junior • INF, OF • R/R • Mesa, Arizona • Grand Canyon

Career Stats

Season	GP	GS	AB	R	H	2B	3B	HR	RBI	BB	SO	SB	CS	SF	SH	HBP	AVG	SLG	OBP	PO	A	E	FLD
2017	8	5	15	2	2	0	0	0	1	0	5	1	0	0	0	1	.133	.133	.188	5	0	0	1.000
CAREER	8	5	15	2	2	0	0	0	1	0	5	1	0	0	0	1	.133	.133	.188	5	0	0	1.000

Notable


- Transfer from Grand Canyon
- Started 22 games and played a total of 36 in 2015 at Grand Canyon
- Led the team in stolen bases in 2015 and the WAC in OBP her two seasons there
- Four-year letterwinner in volleyball in high school

Records

Season Highs
At Bats 3 three times, last vs. Louisville (2/24/17)
Runs 1 twice, last vs. Louisville (2/24/17)
Hits 1 twice, last vs. Arizona (2/23/17)
RBI 1 vs. Washington (2/10/17)
Walks --
Stolen Bases 1 vs. Louisville (2/24/17)
Batting Average (min. 3 AB) .333 vs. Washington (2/10/17)
Slugging Percentage (min. 3 AB) .333 vs. Washington (2/10/17)

Career Highs
At Bats 3 three times, last vs. Louisville (2/24/17)
Runs 1 twice, last vs. Louisville (2/24/17)
Hits 1 twice, last vs. Arizona (2/23/17)
RBI 1 vs. Washington (2/10/17)
Walks --
Stolen Bases 1 vs. Louisville (2/24/17)
Batting Average (min. 3 AB) .333 vs. Washington (2/10/17)
Slugging Percentage (min. 3 AB) .333 vs. Washington (2/10/17)

Season Highlights



McKenzie St. Clair • 13

5-5 • Senior • OF • R/R • Peoria, Arizona • Sunrise Mountain HS

Career Stats

Season	GP	GS	AB	R	H	2B	3B	HR	RBI	BB	SO	SB	CS	SF	SH	HBP	AVG	SLG	OBP	PO	A	E	FLD
2014	56	54	157	36	55	10	2	5	34	29	20	6	1	1	2	1	.350	.535	.452	86	82	10	.944
2015	52	50	132	32	40	6	1	4	29	21	30	3	1	5	6	2	.303	.455	.394	44	13	5	.919
2016	50	47	125	15	22	3	0	6	21	16	22	3	0	0	3	1	.176	.344	.275	80	63	13	.917
2017	7	6	14	2	3	2	0	0	2	2	5	0	0	0	0	0	.214	.357	.313	5	1	0	1.000
CAREER	165	157	428	85	120	21	3	15	86	68	77	12	2	6	11	4	.280	.449	.379	215	159	28	.930

Notable


- Redshirt senior (redshirted in 2013)
- Graduated in top 10 percent of her HS class
- Lone Peak HS offensive MVP her freshman year
- Also played basketball

Records

Season Highs
At Bats 4 vs. LIU Brooklyn (2/24/17)
Runs 1 twice, last vs. Hawai'i (2/16/17)
Hits 2 vs. LIU Brooklyn (2/24/17)
RBI 2 vs. LIU Brooklyn (2/24/17)
Walks 1 twice, last vs. Hawai'i (2/16/17)
Stolen Bases --
Batting Average (min. 3 AB) .500 vs. LIU Brooklyn (2/24/17)
Slugging Percentage (min. 3 AB) .750 vs. LIU Brooklyn (2/24/17)

Career Highs
At Bats 5 @ Saint Mary's (4/3/15)
Runs 3 three times, last vs. Pacific (4/10/15)
Hits 3 five times, last @ Utah State (3/31/15)
RBI 4 twice, last vs. San Diego (4/24/15)
Walks 2 10 times, last vs. Saint Mary's (4/23/16)
Stolen Bases 2 vs. UVU (5/6/14)
Batting Average (min. 3 AB) 1.000 vs. East Carolina (2/7/14)
Slugging Percentage (min. 3 AB) 1.667 three times, last vs. Utah State (4/13/16)

Season Highlights



Alexa Strid • 16

5-8 • Junior • SS • R/R • Stephens City, Virginia • Karl Maeser Academy

Career Stats

Season	GP	GS	AB	R	H	2B	3B	HR	RBI	BB	SO	SB	CS	SF	SH	HBP	AVG	SLG	OBP	PO	A	E	FLD
2015	49	47	115	23	26	5	0	2	12	12	17	3	1	0	6	4	.226	.322	.321	58	75	15	.899
2016	47	44	122	20	40	7	2	5	21	16	16	1	0	3	3	1	.328	.541	.401	30	14	3	.936
2017	12	12	31	3	6	2	0	0	2	2	6	0	0	1	3	0	.194	.258	.235	17	19	2	.947
CAREER	108	103	268	46	72	14	2	7	35	30	39	4	1	4	12	5	.269	.414	.349	105	108	20	.914

Notable


- Redshirt junior (redshirted in 2014)
- Led the Georgia East Cobb Bullets to a top 5 finish at the 2013 18-U Premier Nationals
- All-WCC First Team in 2016

Records

Season Highs
At Bats 4 vs. Hawai'i (2/16/17)
Runs 1 three times, last vs. Nevada (2/17/17)
Hits 2 twice, last vs. Hawai'i (2/16/17)
RBI 2 vs. Nebraska (2/9/17)
Walks 1 twice, last vs. LIU Brooklyn (2/24/17)
Stolen Bases --
Batting Average (min. 3 AB) .500 vs. Hawai'i (2/16/17)
Slugging Percentage (min. 3 AB) .750 vs. Hawai'i (2/16/17)

Career Highs
At Bats 5 twice, last @ San Diego (5/13/16)
Runs 2 seven times, last @ San Diego (5/14/16)
Hits 3 vs. Harvard (3/17/16)
RBI 3 @ Pacific (4/30/16)
Walks 2 six times, last @ SUU (5/3/16)
Stolen Bases 2 @ Santa Clara (5/2/15)
Batting Average (min. 3 AB) 1.000 vs. Harvard (3/17/16)
Slugging Percentage (min. 3 AB) 1.667 vs. Santa Clara (5/6/16)

Season Highlights





Caitlyn Larsen Aildredge • 18

5-10 • Junior • 3B, OF • R/R • Centerville, Utah • Viewmont HS

Career Stats

Season	GP	GS	AB	R	H	2B	3B	HR	RBI	BB	SO	SB	CS	SF	SH	HBP	AVG	SLG	OBP	PO	A	E	FLD
2015	17	5	26	5	5	0	0	1	4	1	8	0	0	0	1	1	.192	.308	.250	13	12	2	.926
2016	52	48	128	12	32	4	1	2	15	16	33	2	1	2	1	2	.250	.344	.338	55	3	4	.935
2017	12	12	33	6	12	3	1	1	8	1	9	1	0	0	1	1	.364	.606	.400	8	22	1	.968
CAREER	81	65	187	23	49	7	2	4	27	18	50	3	1	2	3	4	.262	.385	.336	76	37	7	.942

Notable

- Only married player on this year's roster
- Brother Biss Larsen played baseball for Utah
- Lettered all four years in softball and basketball

Records

Season Highs
At Bats 4 twice, last vs. LIU Brooklyn (2/24/17)
Runs 2 vs. Hawai'i (2/16/17)
Hits 2 four times, last vs. Louisville (2/24/17)
RBI 3 twice, last vs. Nevada (2/17/17)
Walks 1 vs. Georgia (2/23/17)
Stolen Bases 1 vs. Georgia (2/23/17)
Batting Average (min. 3 AB) .667 vs. Washington (2/10/17)
Slugging Percentage (min. 3 AB) 1.250 vs. Hawai'i (2/16/17)

Career Highs
At Bats 5 vs. Mount St. Mary's (3/3/16)
Runs 2 vs. Hawai'i (2/16/17)
Hits 3 vs. Cal State Fullerton (2/27/16)
RBI 4 vs. Hawaii (2/18/16)
Walks 3 @ Utah (3/15/16)
Stolen Bases 1 three times, last vs. Georgia (2/23/17)
Batting Average (min. 3 AB) 1.000 vs. Cal State Fullerton (2/27/16)
Slugging Percentage (min. 3 AB) 1.667 vs. Hawaii (2/18/16)

Season Highlights

- Game-winning RBI double vs. No. 13 Washington
- Went 2/4 with 3 RBI and a home run vs. Hawai'i



Libby Sugg • 21

5-7 • Sophomore • C • R/R • Franklin, Tennessee • Franklin HS

Career Stats

Season	GP	GS	AB	R	H	2B	3B	HR	RBI	BB	SO	SB	CS	SF	SH	HBP	AVG	SLG	OBP	PO	A	E	FLD
2016	57	57	163	30	52	10	1	18	58	37	33	0	1	1	0	1	.319	.724	.446	228	15	4	.987
2017	11	11	29	3	9	0	0	2	8	3	4	1	0	1	2	0	.310	.517	.364	34	6	0	1.000
CAREER	68	68	192	33	61	10	1	20	66	40	37	1	1	2	2	1	.318	.693	.434	322	21	4	.988

Notable

- Only the 2nd Cougar softball player out of Tennessee
- Won two ASA/USA National Championships with Tennessee Fury 97
- Only player to start every game in 2016
- Hit a grand slam against Saint Mary's in 2016

Records

Season Highs
At Bats 4 twice, last vs. LIU Brooklyn (2/24/17)
Runs 1 three times, last vs. Texas A&M (2/25/17)
Hits 3 vs. Washington (2/10/17)
RBI 5 vs. Nebraska (2/9/17)
Walks 1 three times, last vs. Arizona (2/23/17)
Stolen Bases 1 vs. LIU Brooklyn (2/24/17)
Batting Average (min. 3 AB) 1.000 vs. Washington (2/10/17)
Slugging Percentage (min. 3 AB) 1.333 vs. Texas A&M (2/25/17)

Career Highs
At Bats 4 20 times, last vs. LIU Brooklyn (2/24/17)
Runs 2 six times, last vs. SUU (4/5/16)
Hits 3 three times, last vs. Washington (2/10/17)
RBI 5 twice, last vs. Nebraska (2/9/17)
Walks 3 vs. Santa Clara (5/7/16)
Stolen Bases 1 vs. LIU Brooklyn (2/24/17)
Batting Average (min. 3 AB) 1.000 twice, vs. Washington (2/10/17)
Slugging Percentage (min. 3 AB) 2.000 vs. SUU (4/5/16)

Season Highlights

- Had 5 RBI vs. Nebraska
- Went 3/3 in win over No. 13 Washington
- Named to Puerto Vallarta College Challenge All-Tournament Team
- College Sports Madness Conference Player of the Week (2/14)



Madison Merrell • 22

5-9 • Junior • OF • R/R • Queen Creek, Arizona • Queen Creek HS

Career Stats

Season	GP	GS	AB	R	H	2B	3B	HR	RBI	BB	SO	SB	CS	SF	SH	HBP	AVG	SLG	OBP	PO	A	E	FLD
2015	17	8	27	7	6	1	1	1	2	2	4	3	0	0	0	2	.222	.444	.323	19	7	3	.897
2016	49	39	121	21	36	7	1	4	27	9	16	2	1	1	2	1	.298	.471	.348	31	1	2	.941
2017	7	3	11	1	2	1	0	0	0	0	1	1	0	0	1	0	.182	.273	.182	1	2	1	.750
CAREER	73	50	159	29	44	9	2	5	29	11	21	6	1	1	3	3	.277	.453	.333	51	10	6	.910

Notable

- Won back-to-back national titles in 2012 and 2013 with the Queen Creek Ladycats
- Athlete and Player of the Year in 4A division in 2014
- Also played volleyball

Records

Season Highs
At Bats 3 twice, last vs. Oklahoma (2/9/17)
Runs 1 vs. Oklahoma (2/9/17)
Hits 1 twice, last vs. Texas A&M (2/25/17)
RBI --
Walks --
Stolen Bases 1 vs. Oklahoma (2/9/17)
Batting Average (min. 3 AB) .333 vs. Oklahoma (2/9/17)
Slugging Percentage (min. 3 AB) .333 vs. Oklahoma (2/9/17)

Career Highs
At Bats 4 12 times, last @ San Diego (5/14/16)
Runs 2 four times, last vs. Santa Clara (5/7/16)
Hits 3 four times, last vs. UTEP (3/4/16)
RBI 4 vs. UC Santa Barbara (3/19/16)
Walks 2 vs. Southern Illinois (2/27/15)
Stolen Bases 1 six times, last vs. Oklahoma (2/9/17)
Batting Average (min. 3 AB) 1.000 vs. UTEP (3/4/16)
Slugging Percentage (min. 3 AB) 2.333 vs. UTEP (3/4/16)

Season Highlights



Olivia Sanchez • 24

5-7 • Sophomore • P, 1B • R/R • Murrieta, California • Murrieta Valley HS

Career Stats

Season	GP	GS	W	L	CG	SHO	SV	IP	H	R	ER	BB	SO	2B	3B	HR	AB	HBP	AVG	ERA
2016	23	14	7	8	5	2	0	91	107	61	44	40	49	27	1	11	370	7	.289	3.38
2017	2	0	0	0	0	0	0	4.2	7	7	6	2	1	1	0	2	21	0	.333	9.00
CAREER	25	14	7	8	5	2	0	95.2	114	68	50	42	50	28	1	13	391	7	.292	3.66

Notable

- Cousin of former BYU softball outfielder Monica Gonzales (2006-09)
- High school team was back-to-back league champions in 2013 and 2014
- Scholar athlete in 2012, 2013, 2015
- Southwestern League MVP in 2013 and 2015

Records

Season Highs
Strikeouts 1 vs. LIU Brooklyn (2/24/17)
ERA (min. 4 IP) --
Innings Pitched 2.2 vs. Oklahoma (2/9/17)
Opponent Batting Average (min. 4 IP) --
Earned Runs 3 twice, last vs. LIU Brooklyn (2/24/17)
Hits 4 vs. Oklahoma (2/9/17)
Walks 1 twice, last vs. LIU Brooklyn (2/24/17)
At Bats 12 vs. Oklahoma (2/9/17)

Career Highs
Strikeouts 6 twice, last @ Texas (4/2/16)
ERA (min. 4 IP) .00 seven times, last vs. Nebraska (5/20/16)
Innings Pitched 7.0 vs. Creighton (2/13/16)
Opponent Batting Average (min. 4 IP) .050 twice, last vs. Nebraska (5/20/16)
Earned Runs 6 vs. Missouri (2/27/16)
Hits 14 vs. Missouri (2/27/16)
Walks 6 vs. Missouri (2/27/16)
At Bats 31 vs. Missouri (2/27/16)

Season Highlights



Lexi Tarrow • 26

5-8 • Sophomore • OF • L/R • Olympia, Washington • A.G. West Black Hills HS

Career Stats

Season	GP	GS	AB	R	H	2B	3B	HR	RBI	BB	SO	SB	CS	SF	SH	HBP	AVG	SLG	OBP	PO	A	E	FLD
2016	42	31	89	22	23	3	1	0	6	7	20	5	0	0	3	2	.258	.315	.327	12	2	1	.933
2017	11	10	26	6	12	1	0	1	7	2	4	0	1	0	1	1	.462	.615	.517	9	1	0	1.000
CAREER	53	41	115	28	35	4	1	1	13	9	24	5	1	0	4	3	.304	.383	.370	21	3	1	.960

Notable

- Full name is Lexi
- Two-year all-area and all-league player in the 2A Evergreen Conference
- Lettered in basketball, earning the defense award in the 2014-15 season
- Took third at nationals with the Washington Explosion 18 Gold Team

Records

Season Highs
At Bats 3 six times, last vs. Texas A&M (2/25/17)
Runs 2 twice, last vs. LIU Brooklyn (2/24/17)
Hits 2 four times, last vs. LIU Brooklyn (2/24/17)
RBI 2 twice, last vs. Louisville (2/24/17)
Walks 1 twice, last vs. LIU Brooklyn (2/24/17)
Stolen Bases --
Batting Average (min. 3 AB) .667 three times, last vs. LIU Brooklyn (2/24/17)
Slugging Percentage (min. 3 AB) 1.333 vs. Nevada (2/17/17)

Career Highs
At Bats 4 six times, last @ Pacific (4/30/16)
Runs 2 five times, last vs. LIU Brooklyn (2/24/17)
Hits 2 seven times, last vs. LIU Brooklyn (2/24/17)
RBI 2 four times, last vs. Louisville (2/24/17)
Walks 1 nine times, last vs. LIU Brooklyn (2/24/17)
Stolen Bases 2 vs. Creighton (2/13/16)
Batting Average (min. 3 AB) .667 four times, last vs. LIU Brooklyn (2/24/17)
Slugging Percentage (min. 3 AB) 1.333 vs. Nevada (2/17/17)

Season Highlights

- Hit first career home run vs. Nevada
- WCC Player of the Week (2/27)



Allie Hancock • 27

5-10 • Sophomore • OF • R/R • Gilbert, Arizona • Basha HS

Career Stats

Season	GP	GS	AB	R	H	2B	3B	HR	RBI	BB	SO	SB	CS	SF	SH	HBP	AVG	SLG	OBP	PO	A	E	FLD
2016	18	2	10	6	1	0	0	0	1	3	4	3	0	0	0	0	.100	.100	.308	3	0	0	1.000
2017	3	2	5	1	1	0	0	1	2	1	1	0	0	0	0	1	.250	1.000	.500	2	0	0	1.000
CAREER	21	4	15	7	2	0	0	1	3	4	5	3	0	0	0	1	.143	.357	.368	5	0	0	1.000

Notable

- Set the home run record at Basha HS in 2015 with 14 home runs (3rd in state)
- 2015 District Player of the Year
- Division I state runner up in 2012
- Won back-to-back national titles in 2012 and 2013 with the Lady Cats

Records

Season Highs
At Bats 2 twice, last vs. Nevada (2/17/17)
Runs 1 vs. Nevada (2/17/17)
Hits 1 vs. Nevada (2/17/17)
RBI 2 vs. Nevada (2/17/17)
Walks 1 vs. Auburn (2/11/17)
Stolen Bases --
Batting Average (min. 3 AB) --
Slugging Percentage (min. 3 AB) --

Career Highs
At Bats 4 @ San Diego (5/14/16)
Runs 1 seven times, last vs. Nevada (2/17/17)
Hits 1 twice, last vs. Nevada (2/17/17)
RBI 2 vs. Nevada (2/17/17)
Walks 2 vs. Robert Morris (2/20/16)
Stolen Bases 2 vs. Robert Morris (2/20/16)
Batting Average (min. 3 AB) .250 @ San Diego (5/14/16)
Slugging Percentage (min. 3 AB) .250 @ San Diego (5/14/16)

Season Highlights

- Hit first career home run vs. Nevada



Kerisa Viramontes • 33

5-5 • Freshman • P • R/R • Norco, California • Norco HS

Career Stats

Season	GP	GS	W	L	CG	SHO	SV	IP	H	R	ER	BB	SO	2B	3B	HR	AB	HBP	AVG	ERA
2017	4	2	1	1	1	1	0	9	6	4	4	4	6	1	0	0	29	2	.207	3.11
CAREER	4	2	1	1	1	1	0	9	6	4	4	4	6	1	0	0	29	2	.207	3.11

Notable

- Older brother Victor plays football at Cal
- First freshman to start the CIF Southern Section Division I Title game since 2006
- All-Inland First Team as a freshman

Records

Season Highs

Strikeouts 3 vs. Nevada (2/17/17)

ERA (min. 4 IP) .00 vs. Nevada (2/17/17)

Innings Pitched 5.0 vs. Nevada (2/17/17)

Opponent Batting Average (min. 4 IP) .000 vs. Nevada (2/17/17)

Earned Runs 3 vs. LIU Brooklyn (2/24/17)

Hits 3 vs. LIU Brooklyn (2/24/17)

Walks 2 vs. LIU Brooklyn (2/24/17)

At Bats 15 vs. Nevada (2/17/17)

Career Highs

Strikeouts 3 vs. Nevada (2/17/17)

ERA (min. 4 IP) .00 vs. Nevada (2/17/17)

Innings Pitched 5.0 vs. Nevada (2/17/17)

Opponent Batting Average (min. 4 IP) .000 vs. Nevada (2/17/17)

Earned Runs 3 vs. LIU Brooklyn (2/24/17)

Hits 3 vs. LIU Brooklyn (2/24/17)

Walks 2 vs. LIU Brooklyn (2/24/17)

At Bats 15 vs. Nevada (2/17/17)

Season Highlights

- Threw a no-hitter in her collegiate debut vs. Nevada
- WCC Pitcher of the Week (2/20)

2017 BYU SOFTBALL

INDIVIDUAL GAME AND SEASON RECORDS-17

Individual Game Records

At Bats

No.	Name	Date
8	Kate Walker vs. Colorado State	04/05/02
7	Brooke Cadiente vs. Colorado State	04/05/02
7	Lauren Watson-Perry vs. Colorado State	04/05/02
6	Gordy Bravo at San Diego	05/13/16
6	Lauren Bell at San Diego	05/13/16

Seven more players with 6

Hits

No.	Name	Date
5	Ashley Thompson vs. Pacific	04/10/15
5	Jessica Purcell-Fitu vs. Cal State Northridge	02/19/11
4	Rylee Jensen vs. Nebraska	02/09/17
4	Ashley Thompson vs. Saint Mary's	04/22/16

29 more players with 4

Doubles

No.	Name	Date
3	Rylee Jensen vs. Nevada	02/17/17
3	Ashlee Robinson vs. Portland State	02/14/14
3	Katie Manuma vs. Seattle	02/13/14
3	JC Clayton vs. Utah	04/10/10
3	Jessica Purcell-Fitu vs. Sacramento State	03/19/09
3	Andrea Ramirez vs. DePaul	03/23/06

Home Runs

No.	Name	Date
3	Angeline Quiocho at UNLV	05/07/10

Two more players with 3

RBI

No.	Name	Date
8	Daniela Urincho-Snow at UVU	04/16/08
7	Katie Manuma vs. Seattle	02/13/14
7	Jessica Purcell-Fitu vs. UNLV	04/29/11
7	Jessica Purcell-Fitu at Utah	04/11/09
7	Jessica Purcell-Fitu vs. SUU	04/14/09
7	Ianeta Le'i vs. Utah	04/24/04
6	Ashley Thompson vs. Pacific	04/10/15

12 more players with 6

Walks

No.	Name	Date
6	Oli Keohohou vs. Utah	05/12/01
4	Jessica Dugas at UVU	05/02/12

Four more players with 4

Runs

No.	Name	Date
5	Daniela Urincho-Snow at UVU	04/16/08
4	Lauren Bell vs. Santa Clara	05/06/16
4	Lauren Bell vs. UC Santa Barbara	02/19/15

16 more players with 4

Stolen Bases

No.	Name	Date
4	JC Clayton vs. San Diego	03/23/13
3	Krystle Chamberlain vs. New Mexico	04/16/05
3	Debbie Dodds vs. New Mexico	04/30/04
3	Lindsey Hodgen-Kelly at Utah State	03/21/01
2	Ashley Thompson vs. Mount St. Mary's	03/03/16

60 more players with 2

Strikeouts

No.	Name	Date
14	McKenna Bull vs. Wisconsin	02/12/16
14	McKenna Bull at Saint Mary's	04/03/15
14	McKenna Bull vs. Maryland	02/19/15
14	McKenna Bull vs. Valparaiso	03/14/14
14	Christina Gwyn-Trice vs. Campbell	05/16/08
14	Christina Gwyn-Trice vs. UNLV	04/26/08
14	Summer Tobias vs. New Mexico	05/13/05
13	Tori Almond vs. Seattle	02/08/13
13	Paige Affleck at Hawaii	03/17/11
13	Christina Gwyn-Trice vs. SUU	02/07/08

Innings Pitched

No.	Name	Date
16.0	Niki Andersen vs. Colorado	04/05/02
12.0	McKenna Bull at San Diego	05/13/16
12.0	Marion DeWitt-Wallentine at Utah	05/06/00
10.0	Christie Zinanti vs. Ball State	03/14/09
10.0	Summer Tobias vs. New Mexico	05/13/05

No-Hitters

Name	Date
Kerisa Viramontes vs. Nevada	02/17/17
McKenna Bull vs. UC Santa Barbara	03/19/16
McKenna Bull vs. San Jose State	02/11/16

16 other no-hitters

Perfect Game

Name	Date
Hannah Howell vs. Loyola Marymount	04/13/13
Summer Tobias vs. UVU	03/30/05

Triple Plays

Name	Date
Coco Tau'ali/ McKenzie St. Clair /Katie Manuma	02/20/14
Ashlee Robinson/Stacie Toney/Katie Manuma	05/17/12

Individual Single Season

Batting Average

No.	Name	Year
.458	Oli Keohohou	2001
.444	Gordy Bravo	2015
.435	Lacy Hofstedt	2015
.430	JC Clayton	2010

At Bats

No.	Name	Year
206	Ianeta Le'i	2006
201	JC Clayton	2013
199	Courtney Nix Clark	2007
197	Jessica Dugas	2012
197	Jennifer Whiteley	2007

Runs

No.	Name	Year
76	Angeline Quiocho	2010
70	Oli Keohohou	2001
58	Oli Keohohou	2003
57	Kristin Delahoussaye	2008
56	JC Clayton	2010

Hits

No.	Name	Year
85	Ianeta Le'i	2006
82	Jennifer Whiteley	2007
80	JC Clayton	2010
80	Daniela Urincho Snow	2008
79	JC Clayton	2012
77	JC Clayton	2013
76	Gordy Bravo	2015

Home Runs

No.	Name	Year
28	Angeline Quiocho	2010
23	Jodi Norton	2007
21	Oli Keohohou	2001
20	Ianeta Le'i	2006
20	Oli Keohohou	2003
19	Andrea Ramirez	2010
18	Four players, most recently Libby Sugg	2016

RBI

No.	Name	Year
90	Angeline Quiocho	2010
88	Delaney Willard	2012
83	Jessica Purcell Fitu	2009
82	Ianeta Le'i	2006
66	Andrea Ramirez	2010
66	Daniela Urincho-Snow	2008
64	Jessica Purcell Fitu	2011
60	Oli Keohohou	2001
59	Jodi Norton	2007
58	Libby Sugg	2016

Stolen Bases

No.	Name	Year
25	Lacey Hofstedt	2013
25	Lacey Hofstedt	2015
20	Lindsey Hodgen Kelly	2001
20	Lindsey Hodgen Kelly	2000
17	JC Clayton	2013
16	Monica Gonzales	2008
15	Angeline Quiocho	2007
14	Lacey Hofstedt	2011
14	Liz Smith Vander Linden	2002
13	Five players, last Ashley Thompson	2015

Walks

No.	Name	Year
73	Oli Keohohou	2001
67	Oli Keohohou	2002
60	Oli Keohohou	2003
50	Ashlyn Russell	2006
45	Kristin Delahoussaye	2008
42	Kristin Delahoussaye	2011
37	Libby Sugg	2016
37	Ashley Thompson	2014
35	Angeline Quiocho	2010

On-Base Percentage

No.	Name	Year
.636	Oli Keohohou	2001
.619	Oli Keohohou	2002
.609	Oli Keohohou	2003
.510	Gordy Bravo	2015
.506	Kristin Delahoussaye	2008
.505	Delaney Willard	2012
.498	Angeline Quiocho	2010
.490	Ashley Thompson	2016
.490	Ashlyn Russell	2006

Slugging Percentage

No.	Name	Year
1.016	Oli Keohohou	2003
.993	Oli Keohohou	2001
.956	Angeline Quiocho	2010
.891	Oli Keohohou	2002
.859	Delaney Willard	2012
.807	Jessica Purcell Fitu	2009
.786	Ianeta Le'i	2006
.776	Daniela Urincho Snow	2008
.766	Jodi Norton	2007
.733	Ashley Thompson	2016
.724	Libby Sugg	2016

Wins

No.	Name	Year
34	McKenna Bull	2015
32	Paige Affleck	2010
27	McKenna Bull	2016
26	Paige Affleck	2011

Losses

No.	Name	Year
16	Marion DeWitt Wallentine	2001
14	Hannah Howell	2013
14	Meghann Pricer	2000
13	McKenna Bull	2016
13	Summer Tobias	2006

Complete Games

No.	Name	Year
31	McKenna Bull	2016
29	McKenna Bull	2015
24	Paige Affleck	2011
24	Summer Tobias	2006

Shutouts

No.	Name	Year
10	McKenna Bull	2016
8	McKenna Bull	2015
8	Summer Tobias	2008

Saves

No.	Name	Year
7	McKenna Bull	2014
4	Katie Manuma	2013
4	Hannah Howell	2010
4	Paige Affleck	2009
3	Four players, most recently McKenna Bull	2016

Innings Pitched

No.	Name	Year
263.2	McKenna Bull	2016
257.1	McKenna Bull	2015
247.1	Paige Affleck	2010

Strikeouts

No.	Name	Year
286	McKenna Bull	2016
256	McKenna Bull	2015
245	Christina Gwyn Trice	2008
234	Paige Affleck	2011
222	Paige Affleck	2010
213	Paige Affleck	2009
207	Christie Zinanti	2009
206	McKenna Bull	2014

Individual Career Records

Batting Average		
No.	Name	Years Played
.436	Oli Keohohou	2001-03
.398	JC Clayton	2010-13
.382	Angeline Quiocho	2007-10
.368	Gordy Bravo	2013-16
.367	Ianeta Le'i	2003-06
.363	Andrea Ramirez	2006-10
.359	Sydney Broderick	2014-15
.355	Jessica Purcell Fitu	2008-11
.343	Lauren Bell	2014-pres.
.342	Lauren Watson Perry	2002-05

At Bats		
No.	Name	Years Played
759	JC Clayton	2010-13
706	Kristin Delahoussaye	2008-11
704	Jessica Purcell Fitu	2008-11

Active leader: 513, Lauren Bell

Runs		
No.	Name	Years Played
215	Angeline Quiocho	2007-10
198	Kristin Delahoussaye	2008-11
191	JC Clayton	2010-13

Active leader: 117, Lauren Bell

Hits		
No.	Name	Years Played
302	JC Clayton	2010-13
265	Angeline Quiocho	2007-10
250	Jessica Purcell Fitu	2008-11

Active leader: 176, Lauren Bell

Home Runs		
No.	Name	Years Played
66	Angeline Quiocho	2007-10
59	Oli Keohohou	2001-03
50	Jessica Purcell Fitu	2008-11

Active leader: 29, Ashley Thompson

RBI		
No.	Name	Years Played
235	Jessica Purcell Fitu	2008-11
206	Ianeta Le'i	2003-06
201	Angeline Quiocho	2007-10

Active leader: 131, Ashley Thompson

Stolen Bases		
No.	Name	Years Played
79	Lacey Hofstedt	2011-15
47	JC Clayton	2010-13
45	Angeline Quiocho	2007-10
40	Lindsey Hodggen Kelly	2000-01
35	Liz Smith Vander Linden	2000-02
34	Jessica Dugas	2009-12
33	Krystie Chamberlain	2004-06
31	Kristin Delahoussaye	2008-11
31	Ashley Thompson	2014-pres.

Walks		
No.	Name	Years Played
200	Oli Keohohou	2001-03
144	Kristin Delahoussaye	2008-11
105	Ashlyn Russell	2003-05
102	Ashley Thompson	2014-pres.
99	Ianeta Le'i	2003-06

On-Base Percentage		
%	Name	Years Played
.622	Oli Keohohou	2001-03
.454	JC Clayton	2010-13
.454	Angeline Quiocho	2007-10
.450	Ashley Thompson	2014-pres.

Slugging Percentage		
%	Name	Years Played
.968	Oli Keohohou	2001-03
.747	Angeline Quiocho	2007-10
.654	Ianeta Le'i	2003-06
.652	Jessica Purcell Fitu	2008-11
.626	Jodi Norton	2004-07
.613	Delaney Willard	2009-12
.604	Andrea Ramirez	2006-10
.582	Daniela Urincho Snow	2005-08
.573	Sydney Broderick	2014-15
.572	Ashley Thompson	2014-pres.

Wins		
No.	Name	Years Played
91	Paige Affleck	2008-11
83	McKenna Bull	2014-pres.
63	Christie Zinanti	2007-10

Losses		
No.	Name	Years Played
34	Paige Affleck	2008-11
32	McKenna Bull	2014-pres.
27	Christie Zinanti	2007-10

Complete Games		
No.	Name	Years Played
74	McKenna Bull	2014-pres.
74	Paige Affleck	2008-11
43	Christie Zinanti	2007-10

Shutouts		
No.	Name	Years Played
23	McKenna Bull	2014-pres.
20	Paige Affleck	2008-11
15	Christie Zinanti	2007-10

Saves		
No.	Name	Years Played
11	McKenna Bull	2014-pres.
8	Hannah Howell	2010-13
7	Paige Affleck	2008-11

Innings Pitched		
No.	Name	Years Played
803.1	Paige Affleck	2008-11
735.2	McKenna Bull	2014-pres.
572.2	Christie Zinanti	2007-10

Strikeouts		
No.	Name	Years Played
803	Paige Affleck	2008-11
783	McKenna Bull	2014-pres.
524	Christie Zinanti	2007-10

Team Single Game			
At Bats			
No.	Game	Date	
58	vs. Colorado State	04/05/02	
44	at Utah	05/06/00	
42	at San Diego	05/13/16	
42	at Utah	04/24/04	

Hits			
No.	Game	Date	
26	at Utah Valley	04/16/08	
21	vs. Cal State Fullerton	02/20/10	
21	Southern Utah	04/19/05	
20	at Southern Utah	05/04/10	
20	vs. Illinois	03/18/05	

Doubles			
No.	Game	Date	
7	Southern Utah	04/05/16	
7	at Sacramento State	03/19/09	
6	at Southern Utah	03/25/08	
6	at Utah	04/02/05	
5	vs. Cal State Fullerton	02/20/10	

Triples			
No.	Game	Date	
3	vs. Central Connecticut State	03/19/04	
3	at UNLV	04/19/03	
3	Utah State	03/15/03	
3	vs. Northern Iowa	03/09/01	
2	vs. Fresno State	03/18/16	

Home Runs			
No.	Game	Date	
10	at Utah Valley	04/16/08	
5	Southern Utah	04/07/10	

Walks			
No.	Game	Date	
13	vs. Southern Utah	01/31/03	
12	vs. Utah State	04/13/12	
11	vs. Cal Poly	02/18/11	

Two more games with 11

Runs		
No.	Game	Date
22	at Utah Valley	04/16/08
21	vs. Utah Valley	02/04/05
20	at Southern Utah	05/04/10
20	vs. Texas Southern	03/25/08

Runs in a Single Inning		
No.	Game	Date
12	at Southern Utah	03/25/08
11	vs. Saint Mary's	05/03/13
11	vs. Cal State Northridge	02/17/12
10	New Mexico	04/29/06
10	vs. Utah Valley	02/04/05
10	at San Diego	03/10/01
9	at UNLV	04/14/11

Five more games with 9

Stolen Bases		
No.	Game	Date
7	at Santa Clara	03/24/00
6	vs. Robert Morris	02/20/16
6	at San Diego	03/23/13
5	vs. Southern Illinois	02/27/15

11 more games with 5

Strikeouts		
No.	Game	Date
15	at Fresno State	03/05/09
14	vs. Wisconsin	02/11/16
14	at Saint Mary's	04/03/15
14	vs. Maryland	02/19/15
14	vs. Campbell	05/16/08
14	vs. UNLV	04/26/08
14	vs. New Mexico	05/13/05
13	at Utah Valley	04/06/13

Four more games with 13

Team Single Season)			
Batting Average			
No.	Year	Walks	Year
.338	2010	235	2012
.328	2015	233	2006
.325	2008	225	2011
.320	2009	211	2003
.315	2012	209	2014
.313	2007	202	2010

At Bats			
No.	Year	Runs	Year
1735	2006	406	2010
1718	2008	375	2008
1705	2007	368	2006
1633	2010	360	2007
1620	2012	356	2011
1609	2009	354	2012

Hits			
No.	Year	Slugging Percentage	Year
558	2008	.559	2010
538	2006	.542	2008
534	2007	.527	2007
522	2010	.510	2005
515	2009	.507	2003
510	2012	.488	2004

Home Runs			
No.	Year	Stolen Bases	Year
87	2007	89	2013
84	2010	76	2011
82	2008	69	2008
68	2005	67	2015
63	2006	59	2012
60	2000	58	2010

RBI			
No.	Year	Strikeouts	Year
385	2010	488	2008
354	2004	420	2009
345	2008	386	2011
342	2006	379	2014
327	2007	365	2016
318	2011	360	2010

Total Bases			
No.	Year		
931	2008		
913	2010		
899	2007		
812	2006		
788	2005		
770	2009		

Bold: on this year's roster

More on records can be found at byucougars.com/w-softball/

The Automated ScoreBook
Overall Statistics for Brigham Young (as of Feb 25, 2017)
(All games Sorted by Batting avg)

Record: 7-5 Home: 0-0 Away: 0-0 Neutral: 7-5 Conference: 0-0

Player	avg	gp-gs	ab	r	h	2b	3b	hr	rbi	tb	slg%	bb	hp	so	gdp	ob%	sf	sh	sb-att	po	a	e	fld%
TARROW, Lexi	.462	11-10	26	6	12	1	0	1	7	16	.615	2	1	4	0	.517	0	1	0-1	9	1	0	1.000
JENSEN, Rylee	.371	12-11	35	6	13	7	0	0	5	20	.571	4	0	3	0	.436	0	0	0-1	21	0	0	1.000
ALLDREDGE, Caitlyn	.364	12-12	33	6	12	3	1	1	8	20	.606	1	1	9	0	.400	0	1	1-1	8	22	1	.968
VANDER HEIDE, Brooke	.333	11-7	21	4	7	1	0	0	2	8	.381	1	0	4	0	.364	0	0	1-1	11	0	0	1.000
BELL, Lauren	.324	12-12	34	6	11	1	0	0	3	12	.353	6	0	9	0	.425	0	1	2-3	27	16	3	.935
THOMPSON, Ashley	.314	12-12	35	9	11	0	0	3	9	20	.571	5	0	9	0	.400	0	0	3-3	58	3	1	.984
SUGG, Libby	.310	11-11	29	3	9	0	0	2	8	15	.517	3	0	4	0	.364	1	2	1-1	34	6	0	1.000
ST. CLAIR, McKenzie	.214	7-6	14	2	3	2	0	0	2	5	.357	2	0	5	0	.313	0	0	0-0	5	1	0	1.000
HANCOCK, Allie	.200	3-2	5	1	1	0	0	1	2	4	.800	1	1	1	0	.429	0	0	0-0	2	0	0	1.000
STRID, Alexa	.194	12-12	31	3	6	2	0	0	2	8	.258	2	0	6	0	.235	1	3	0-0	17	19	2	.947
MERRELL, Madison	.182	7-3	11	1	2	1	0	0	0	3	.273	0	0	1	0	.182	0	1	1-1	1	2	1	.750
BRELAND, Brielle	.133	8-5	15	2	2	0	0	0	1	2	.133	0	1	5	0	.188	0	0	1-1	5	0	0	1.000
ERICKSON, Emilee	.083	8-4	12	2	1	0	0	0	0	1	.083	0	2	2	0	.214	0	0	0-0	26	1	0	1.000
PAULSON, Arissa	.000	1-1	3	0	0	0	0	0	0	0	.000	0	0	1	1	.000	0	0	0-0	1	3	0	1.000
GODFREY, Ashley	.000	5-0	1	0	0	0	0	0	0	0	.000	0	0	0	0	.000	0	0	1-1	0	0	0	.000
Totals	.295	12	305	51	90	18	1	8	49	134	.439	27	6	63	1	.362	2	9	11-14	225	79	8	.974
Opponents	.262	12	282	51	74	10	0	9	48	111	.394	47	7	57	0	.376	4	5	13-15	225	86	12	.963

LOB - Team (73), Opp (69). DPs turned - Team (1), Opp (2).

(All games Sorted by Earned run avg)

Player	era	w-l	app	gs	cg	sho	sv	ip	h	r	er	bb	so	2b	3b	hr	b/avg	wp	hp	bk	sfa	sha
BULL, McKenna	3.05	6-1	7	6	4	2/0	0	41.1	40	16	14	18	35	2	0	5	.255	1	1	0	1	4
VIRAMONTES, Kerisa	4.00	1-1	4	2	1	1/0	0	9.0	6	4	4	4	6	1	0	0	.207	0	2	0	2	0
PAULSON, Arianna	9.72	0-1	5	1	0	0/0	1	8.1	8	10	9	8	6	2	0	2	.250	2	3	0	0	0
PAULSON, Arissa	10.03	0-2	5	3	1	0/0	0	11.2	13	14	13	15	9	4	0	0	.302	4	1	1	1	1
SANCHEZ, Olivia	11.57	0-0	2	0	0	0/0	0	4.2	7	7	6	2	1	1	0	2	.333	0	0	0	0	0
Totals	5.52	7-5	12	12	6	3/0	1	75.0	74	51	46	47	57	10	0	9	.262	7	7	1	4	5
Opponents	5.76	5-7	12	12	4	2/0	1	75.0	90	51	48	27	63	18	1	8	.295	2	6	0	2	9

Pickoffs - Team (2), SUGG 2. SBA/ATT - SUGG (9-10), BULL (7-7), ERICKSON (4-5), PAULSON,Aria (2-3), PAULSON,Aris (3-3), SANCHEZ (1-2).

The Automated ScoreBook
Overall Statistics for Brigham Young (as of Feb 25, 2017)
(All games Sorted by Fielding pct)

Player	c	po	a	e	fld%	dp	sba	csb	sba%	pb	ci
SUGG, Libby	40	34	6	0	1.000	0	9	1	.900	0	0
ERICKSON, Emilee	27	26	1	0	1.000	0	4	1	.800	0	0
JENSEN, Rylee	21	21	0	0	1.000	0	0	0	---	0	0
VANDER HEIDE, Brooke	11	11	0	0	1.000	0	0	0	---	0	0
TARROW, Lexi	10	9	1	0	1.000	0	0	0	---	0	0
ST. CLAIR, McKenzie	6	5	1	0	1.000	0	0	0	---	0	0
BRELAND, Brielle	5	5	0	0	1.000	0	0	0	---	0	0
BULL, McKenna	4	0	4	0	1.000	0	7	0	1.000	0	0
PAULSON, Arissa	4	1	3	0	1.000	0	3	0	1.000	0	0
HANCOCK, Allie	2	2	0	0	1.000	0	0	0	---	0	0
VIRAMONTES, Kerisa	1	0	1	0	1.000	0	0	0	---	0	0
THOMPSON, Ashley	62	58	3	1	.984	0	0	0	---	0	0
ALLDREDGE, Caitlyn	31	8	22	1	.968	1	0	0	---	0	0
STRID, Alexa	38	17	19	2	.947	0	0	0	---	0	0
BELL, Lauren	46	27	16	3	.935	1	0	0	---	0	0
MERRELL, Madison	4	1	2	1	.750	0	0	0	---	0	0
GODFREY, Ashley	0	0	0	0	.000	0	0	0	---	0	0
SANCHEZ, Olivia	0	0	0	0	.000	0	1	1	.500	0	0
PAULSON, Arianna	0	0	0	0	.000	0	2	1	.667	0	0
Totals	312	225	79	8	.974	1	13	2	.867	0	0
Opponents	323	225	86	12	.963	2	11	3	.786	0	0

The Automated ScoreBook
 Game Results for Brigham Young (as of Feb 25, 2017)
 (All games)

Date	Opponent	Score	Inns	Overall	Conference	Pitcher of record	Attend	Time
Feb 09, 2017	vs Nebraska	w 12-1	5	1-0-0	0-0-0	BULL (W 1-0)	400	1:50
Feb 09, 2017	vs #1 Oklahoma	L 1-7	7	1-1-0	0-0-0	PAULSON,Aria (L 0-1)	324	2:06
Feb 10, 2017	vs Washington	w 4-2	7	2-1-0	0-0-0	BULL (W 2-0)	1100	2:14
Feb 11, 2017	vs #2 Auburn	L 0-3	7	2-2-0	0-0-0	PAULSON,Aris (L 0-1)	656	2:08
Feb 16, 2017	vs Hawaii	w 7-5	7	3-2-0	0-0-0	BULL (W 3-0)	200	2:13
Feb 17, 2017	vs Texas State	w 5-3	7	4-2-0	0-0-0	BULL (W 4-0)	150	2:17
Feb 17, 2017	vs Nevada	w 8-0	5	5-2-0	0-0-0	VIRAMONTES (W 1-0)	0	1:20
Feb 23, 2017	vs #11 Georgia	w 4-0	7	6-2-0	0-0-0	BULL (W 5-0)	208	2:06
# Feb 23, 2017	vs #9 Arizona	L 0-9	6	6-3-0	0-0-0	PAULSON,Aris (L 0-2)	311	1:41
Feb 24, 2017	vs Louisville	w 4-0	7	7-3-0	0-0-0	BULL (W 6-0)	124	1:47
Feb 24, 2017	vs LIU Brooklyn	L 5-10	7	7-4-0	0-0-0	VIRAMONTES (L 1-1)	150	2:20
Feb 25, 2017	vs #18 Texas A&M	L 1-11	7	7-5-0	0-0-0	BULL (L 6-1)	472	2:37

() extra inning game

The Automated ScoreBook
 Team Game-by-Game for Brigham Young (as of Feb 25, 2017)
 Batting (All games)

Date	Opponent	ab	r	h	rbi	2b	3b	hr	tb	bb	ibb	sb	cs	hbp	sac	sf	gdp	k	po	a	e	lob	avg
Feb 09	vs Nebraska	27	12	16	12	3	0	1	22	2	0	2	0	0	1	1	0	4	15	2	0	7	.593
Feb 09	vs Oklahoma	26	1	6	1	0	0	0	6	0	0	1	1	0	0	0	0	8	18	9	0	4	.415
Feb 10	vs Washington	25	4	8	3	1	0	0	9	2	0	0	0	0	1	0	0	6	21	8	0	6	.385
Feb 11	vs Auburn	26	0	5	0	1	0	0	6	1	0	0	1	0	1	0	0	5	18	9	0	7	.337
Feb 16	vs Hawaii	26	7	10	7	2	0	1	15	4	0	0	1	0	3	0	0	4	21	9	2	5	.346
Feb 17	vs Texas State	25	5	8	5	2	0	2	16	1	0	1	0	1	1	0	0	2	21	4	2	5	.342
Feb 17	vs Nevada	25	8	10	8	4	1	2	22	3	0	0	0	2	0	0	0	2	15	4	0	7	.350
Feb 23	vs Georgia	22	4	4	3	0	0	1	7	6	0	4	0	1	1	1	0	6	21	9	1	6	.332
Feb 23	vs Arizona	22	0	3	0	1	0	0	4	2	0	0	0	0	0	0	1	9	15	6	0	6	.312
Feb 24	vs Louisville	26	4	7	4	0	0	0	7	0	0	1	0	1	1	0	0	6	21	7	0	6	.308
Feb 24	vs LIU Brooklyn	33	5	11	5	3	0	0	14	3	0	2	0	1	0	0	0	3	18	5	1	11	.311
Feb 25	vs Texas A&M	22	1	2	1	1	0	1	6	3	0	0	0	0	0	0	0	8	21	7	2	3	.295
Totals		305	51	90	49	18	1	8	134	27	0	11	3	6	9	2	1	63	225	79	8	73	.295

The Automated ScoreBook
 Team Game-by-Game for Brigham Young (as of Feb 25, 2017)
 Pitching (All games)

Date	Opponent	ip	h	r	er	bb	so	2b	3b	hr	wp	bk	hbp	dp	ibb	score	w-l	sv	era
Feb 09	vs Nebraska	5.0	1	1	1	1	7	0	0	1	0	0	0	0	0	12-1	1-0	0	1.80
Feb 09	vs Oklahoma	6.0	7	7	7	5	1	2	0	1	0	0	1	0	0	1-7	1-1	0	6.55
Feb 10	vs Washington	7.0	7	2	2	2	3	0	0	1	0	0	0	0	0	4-2	2-1	0	5.00
Feb 11	vs Auburn	6.0	3	3	3	6	6	0	0	0	1	0	1	0	0	0-3	2-2	0	4.88
Feb 16	vs Hawaii	7.0	11	5	5	1	5	0	0	1	0	1	0	0	0	7-5	3-2	0	5.23
Feb 17	vs Texas State	7.0	7	3	1	9	7	1	0	0	0	0	1	0	0	5-3	4-2	1	4.50
Feb 17	vs Nevada	5.0	0	0	0	1	3	0	0	0	0	0	1	0	0	8-0	5-2	1	3.98
Feb 23	vs Georgia	7.0	5	0	0	4	5	0	0	0	0	0	0	1	0	4-0	6-2	1	3.42
Feb 23	vs Arizona	5.0	8	9	9	7	3	4	0	1	4	0	0	0	0	0-9	6-3	1	4.58
Feb 24	vs Louisville	7.0	5	0	0	1	5	0	0	0	1	0	0	0	0	4-0	7-3	1	4.06
Feb 24	vs LIU Brooklyn	6.0	10	10	8	5	6	1	0	2	0	0	1	0	0	5-10	7-4	1	4.76
Feb 25	vs Texas A&M	7.0	10	11	10	5	6	2	0	2	1	0	2	0	0	1-11	7-5	1	5.52
Totals		75.0	74	51	46	47	57	10	0	9	7	1	7	1	0	51-51	7-5	1	5.52