

BYU SOFTBALL

Kimberlie Haner, BYU Athletic Communications | O: (801) 422-9768 | C: (503) 758-9698 | softball_sid@byu.edu | twitter: @byusoftball

MWC Champions 2001	MWC Champions 2005	MWC Champions 2007	MWC Champions 2009	MWC Champions 2010	MWC Champions 2011	WAC Champions 2012	PCSC Champions 2013	WCC Champions 2014	WCC Champions 2015	WCC Champions 2016	NCAA Regionals 13 appearances 12 straight '05-'16
---------------------------	---------------------------	---------------------------	---------------------------	---------------------------	---------------------------	---------------------------	----------------------------	---------------------------	---------------------------	---------------------------	--

BYU 2017 SCHEDULE

Puerto Vallarta College Challenge (Puerto Vallarta, Mexico)			
2/9	Thu	Nebraska	W, 12-1 (5) ESPN3
2/9	Thu	Oklahoma	L, 1-7
2/10	Fri	Washington	W, 4-2
2/11	Sat	Auburn	L, 0-3
DeMarini Desert Classic (Las Vegas, Nevada)			
2/16	Thu	Hawai'i	W, 7-5
2/17	Fri	Texas State	W, 5-3
2/17	Fri	Nevada	W, 8-0 (5)
2/18	Sat	San Jose State	Canceled
2/18	Sat	Northern Iowa	Canceled
Mary Nutter Collegiate Classic (Cathedral City, Calif.)			
2/23	Thu	Georgia	W, 4-0
2/23	Thu	Arizona	L, 0-9 (6)
2/24	Fri	Louisville	W, 4-0
2/24	Fri	LIU Brooklyn	L, 5-10
2/25	Sat	Texas A&M	L, 1-11
San Diego Classic I (San Diego, Calif.)			
3/2	Thu	McNeese State	L, 3-6
3/2	Thu	@ San Diego State	W, 5-1
3/3	Fri	Miami (Ohio)	W, 6-2
3/3	Fri	Detroit Mercy	W, 16-0 (5)
3/4	Sat	Boston U.	W, 9-0 (5)
Fresno State Invitational (Fresno, Calif.)			
3/10	Fri	Sacramento State	W, 7-1
3/10	Fri	@ Fresno State	L, 1-6
3/11	Sat	Sacramento State	W, 9-4
3/11	Sat	@ Fresno State	W, 8-6 (8)
3/15	Wed	Maine	W, 8-0 (5)
3/15	Wed	Maine	W, 10-4
3/16	Thu	Wagner	W, 7-1
3/16	Thu	Wagner	W, 5-4
3/22	Wed	Utah	W, 4-3
UCLA Invitational (Los Angeles, Calif.)			
3/24	Fri	Dartmouth	W, 4-0
3/24	Fri	Dartmouth	W, 5-1
3/25	Sat	@ UCLA	L, 0-1
3/25	Sat	@ UCLA	L, 2-4
3/30	Thu	@ Oregon	L, 0-1
3/31	Fri	@ Oregon State	W, 4-2
4/1	Sat	@ Oregon State	W, 2-1
4/5	Wed	@ Utah State	W, 8-6
4/7	Fri	@ Loyola Marymount*	W, 8-0 (6)
4/8	Sat	@ Loyola Marymount*	W, 5-1
4/8	Sat	@ Loyola Marymount*	W, 2-0
4/11	Tue	@ Southern Utah	2 p.m.
4/14	Fri	Pacific*	5 p.m.
4/14	Fri	Pacific*	7 p.m.
4/15	Sat	Pacific*	1 p.m.
4/19	Wed	Southern Utah	6 p.m.
4/26	Wed	Utah Valley	6 p.m.
4/28	Fri	San Diego*	6 p.m.
4/29	Sat	San Diego*	12 p.m.
4/29	Sat	San Diego*	2 p.m.
5/2	Tue	Grand Canyon	6 p.m.
5/5	Fri	Santa Clara*	4 p.m.
5/5	Fri	Santa Clara*	6 p.m.
5/6	Sat	Santa Clara*	12 p.m.
5/9	Tue	Utah State	6 p.m.
5/12	Fri	Saint Mary's*	3 p.m.
5/13	Sat	Saint Mary's*	12 p.m.
5/13	Sat	Saint Mary's*	2 p.m.

Bold = at home
* WCC game
All times local to site

AWAY



No. 22/23 BYU (27-10, 3-0 WCC) **COUGARS**


Head Coach Gordon Eakin
Div. I Career Record 586-268
. 15th season
2016 Record 36-21, 12-3
Last time out 3-0 at LMU

GAME INFO

Live stats byucougars.com
Live stream bigskyconf.com

SERIES HISTORY

Record 49-7
Home vs. SUU 24-4
Away at SUU 14-2
Neutral sites 11-1
Under Coach Eakin 40-5
Last win 14-6 (5), 04/05/16
Last loss 5-6, 05/03/16



Southern Utah (9-20, 5-4 Big Sky) **THUNDERBIRDS**

Head Coach Tom Gray
Div. I Career Record 249-278
. 10th season (3rd at SUU)
2016 Record 13-40, 8-12
Last time out . . . 2-1 series win @ PSU

BYU STORYLINES

- In-state matchups.** BYU plays its third in-state game of the season at Southern Utah on Tuesday. The Cougars are 2-0 so far, defeating Utah and Utah State. BYU will play three more in-state teams after Tuesday's game against the Thunderbirds. These two teams will also play in Provo next week on April 19.
- Rankings.** The Cougars are ranked for the sixth week of the season, extending the streak for the most a BYU softball team has been ranked in a single season. They moved up in the USA Today/NFCA Coaches Poll at No. 22, the highest BYU has been ranked in 2017. In the ESPN.com/USA Softball Top 25, the Cougars are ranked for the first time this year, clocking in at No. 23. Additionally, thanks to the tough schedule before conference play, BYU is No. 21 in the NCAA in RPI.
- NCAA stat rankings.** In the NCAA, BYU ranks No. 19 in fielding percentage. Individually, McKenna Bullis is the top 20 in three different categories: No. 6 in victories, No. 9 in shutouts and No. 20 in strikeouts.
- Record watch.** McKenna Bull now holds the career records for innings pitched, complete games, shutouts, saves, strikeouts and wins. She surpassed Paige Affleck's 91 career wins in the first game against Dartmouth. Additionally, she passed Affleck's 803.1 career innings pitched against Oregon. At the plate, Ashley Thompson is moving up career lists herself, currently fifth in stolen bases (39) and third in walks (112).

BYU NUMERICAL ROSTER

No.	Name	HT	POS	YR	B/T	Hometown/Previous School
1	Brooke Vander Heide	5-7	OF	Fr.	L/L	Sandy, UT/Alta HS
2	Rylee Jensen	5-8	OF	Fr.	L/L	Idaho Falls, ID/Skyline HS
3	Ashley Thompson	6-2	1B	Sr.	R/R	Connell, WA/Connell HS
5	McKenna Bull	5-10	P	Sr.	R/R	Ogden, UT/Weber HS
6	Ashley Godfrey	5-6	OF, C	So.	R/R	Buckeye, AZ/Estrella Foothills HS
7	Arianna Paulson	5-7	P, 1B	Jr.	R/R	Payson, AZ/Payson HS
8	Emilee Erickson	5-10	C	So.	R/R	Phoenix, AZ/Sandra Day O'Connor HS
9	Lauren Bell	5-9	2B, SS	Sr.	L/R	Murray, UT/Murray HS
10	Arianna Paulson	5-10	P, 1B	Fr.	R/R	Payson, AZ/Brightmont Academy
12	Brielle Breland	5-8	INF, OF	Jr.	R/R	Mesa, AZ/Grand Canyon
13	McKenzie St. Clair	5-5	OF, 2B	Sr.	R/R	Peoria, AZ/Sunrise Mountain HS
16	Alexa Strid	5-8	SS	Jr.	R/R	Stephens City, VA/Karl Maeser Academy
18	Caitlyn Larsen Alldredge	5-10	3B, OF	Jr.	R/R	Centerville, UT/Viewmont HS
21	Libby Sugg	5-7	C	So.	R/R	Franklin, TN/Franklin HS
22	Madison Merrell	5-8	OF	Jr.	R/R	Queen Creek, AZ/Queen Creek HS
24	Olivia Sanchez	5-7	P, 1B	So.	R/R	Murrieta, CA/Murrieta Valley HS
26	Lexi Tarrow	5-8	OF	So.	L/R	Olympia, WA/A.G. West Black Hills HS
27	Allie Hancock	5-10	OF	So.	R/R	Gilbert, AZ/Basha HS
33	Kerisa Viramontes	5-5	P	Fr.	R/R	Norco, CA/Norco HS

Head Coach: Gordon Eakin (15th year)
Assistant Coach: Pete Meredith (4th year)
Assistant Coach: Kristin Delahoussaye (4th year)

Assistant Coach: Kevin Jensen (2nd year)
Athletic Trainer: Chris Linde (18th year)
Student Manager: Reyna Ae (1st year)

2017 QUICK FACTS

BRIGHAM YOUNG UNIVERSITY
SCHOOL INFORMATION

Name of School: Brigham Young University
City/Zip: Provo, Utah 84602
Founded: 1875
Enrollment 33,395
Nickname: Cougars
School colors: Blue and White
Home Field/Capacity: Gail Miller Field/2,100
Surface: Grass
Affiliation: Division I
Conference: West Coast Conference
President: Kevin J Worthen, J.D.
Alma Mater, Year: BYU, 1982
Athletic Director: Tom Holmoe
Alma Mater, Year: BYU, 1983
Athletic Department Phone: (801) 422-2096
Ticket Office Phone: (801) 378-2465
Athletic Website: byucougars.com

BYU COACHING STAFF

Head Coach: Gordon Eakin
Record at School (years): 586-268 (15th year)
Career Div. I Record (years): Same
Assistant Coach/Pitching Coach: Pete Meredith (4th year)
Assistant Coach: Kristin "House" Delahoussaye (4th year)
Volunteer Assistant Coach: Kevin Jensen (2nd year)
Athletic Trainer: Chris Linde (18th year)

BYU HISTORY

First Year of Softball: 2000 (18th season)
Overall All-Time Record: 667-344 (.659)
Home Record: 211-51 (.805)
Winning Seasons: 16 (last 2016)
Conference Championships: 11 (last 2016)
Total NCAA App. prior to '17 (record): 13 (17-26)
Last NCAA Appearance: 2016
Result: Loss vs. Missouri, win vs. Louisville, loss vs. Nebraska
In-State Opponent Record: 154-31 (.831)
Record vs. WCC Opponents: 80-16 (.828)

BYU TEAM INFORMATION

2016 Overall Record: 36-21
Conference Record/Finish: 12-3 / 1st
2016 Postseason: NCAA Columbia Regional, 1-2 record
2016 Final RPI Ranking: 50
Starters Returning/Lost: 9/2
Lettermen Returning/Lost: 14/2
Newcomers: 6

SOFTBALL CONTACTS

Kimberlie Haner
Softball Media Relations Director
Office: (801) 422-8999
Cell: (503) 758-9698
Email: softball_s_id@byu.edu

Ralph Zobell
Assistant Softball Media Relations
Office: (801) 422-9769; Cell: (801) 367-3554
Email: ralph_zobell@byu.edu

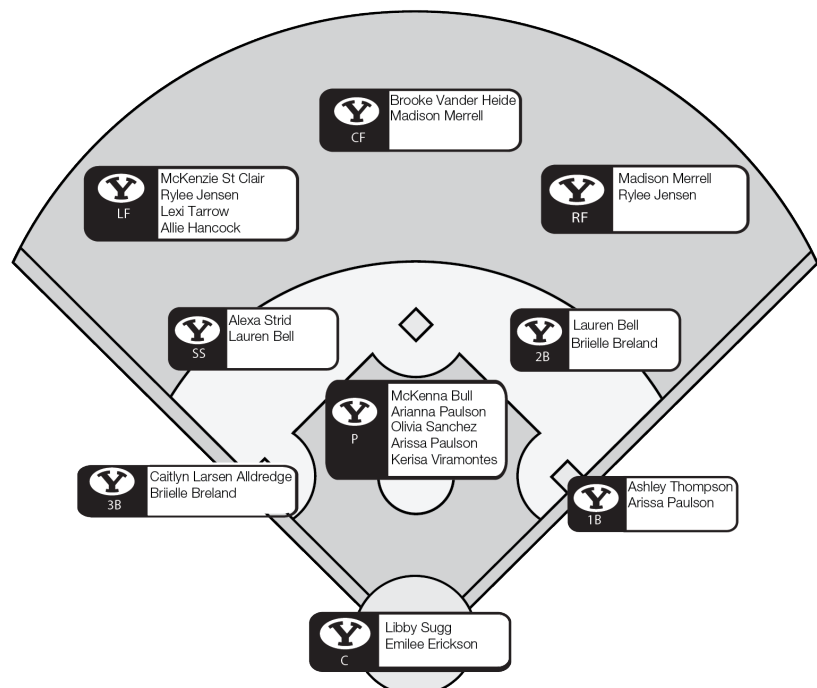
Duff Tittle
Associate AD/Communications
Office: (801) 422-8948; Cell: (801) 372-4401
Email: duff_tittle@byu.edu

Athletic Communications Fax: (801) 422-0633
Mailing Address: 30 SFH, Provo, UT 84602-2239

BYU SOFTBALL BY THE NUMBERS

- 1** Breaking Paige Affleck's record of 803, McKenna Bull rose to No. 1 on BYU's career strikeout list after throwing 11 Ks against Miami. In the sixth inning of that game, she surpassed Affleck to take the top spot.
- 3** Freshman Rylee Jensen hit three doubles against Nevada on February 17, 2017, tying the single-game BYU record with five other former players.
- 5** The Cougars welcome five newcomers onto this year's squad: Brielle Breland, Rylee Jensen, Arissa Paulson, Brooke Vander Heide and Kerisa Viramontes.
- 8** After taking the 2016 WCC title, BYU has won eight conference championships in a row, spanning four different conferences (MW, WAC, PCSC, WCC).
- 9** In the preseason USA Today/NFCA Coaches and the ESPN.com/USA Softball polls, BYU has nine opponents ranked in the top 25. The Cougars received one vote in the USA Today/NFCA Coaches poll.
- 14** BYU had 14 shutouts in 2016, the fourth most in a season in Cougar history. Ten of the shutouts came from McKenna Bull, who was No. 6 in the NCAA in shutouts at the end of the year.
- 16** In the 16-0 run-rule win over Detroit Mercy, BYU scored the most runs (16) since the 16-9 win over Pacific in 2015.
- 18** Sophomore Libby Sugg finished No. 17 in the NCAA in home runs with 18 total. She also finished No. 21 in home runs per game (0.32). Her 18 homers is tied for No. 7 in a single season in BYU history.
- 92** In the win over Dartmouth, McKenna Bull broke Paige Affleck's career wins record. Bull now has 92 for the most wins by a BYU pitcher in a career.

ROSTER BY POSITION



NATIONAL RANKINGS

USA Today/NFCA Coaches Poll
(as of 04/04/17)

#	Team (1st place)	Record	Previous Rnk.
1	Florida State (20)	35-1-1	1
2	Oregon (8)	33-0	3
3	Florida (1)	33-2	2
4	Arizona (3)	37-1	4
5	Auburn	31-5	5
6	Texas A&M	31-3	7
7	Minnesota	30-3	6
8	LSU	31-7	10
9	UCLA	26-9	13
10	Washington	27-8	8
11	Oklahoma	31-7	12
12	Alabama	32-6	9
13	Baylor	32-6	14
14	James Madison	30-5	11
15	Utah	24-7	15
16	Louisiana	26-5	17
17	Tennessee	31-5	19
18	Michigan	26-7-1	20
19	Georgia	27-10	18
20	Kentucky	24-8	16
21	Ole Miss	24-11	24
22	BYU	23-10	25
23	Arizona State	23-12	21
24	Missouri	20-14	NR
T25	Arkansas	22-12	23
T25	Ohio State	22-7	NR

Others receiving votes:

Wisconsin (33), California (24), North Carolina (20), Marshall (11), South Carolina (8), Florida International (8), Illinois (4), Oklahoma State (4), Cal Poly (3), Tulsa (3), Florida Atlantic (1), Nebraska (1)

ESPN.com/USA Softball
(as of 04/04/17)

#	Team (1st place)	Record	Previous Rnk.
1	Oregon (15)	33-0	1
2	Florida State (3)	35-1-1	3
3	Arizona (2)	37-1	4
4	Florida	33-2	2
5	Texas A&M	31-3	5
6	Auburn	31-5	7
7	Minnesota	30-3	6
8	LSU	31-7	10
9	Oklahoma	31-7	12
10	Washington	27-8	8
11	Alabama	32-6	9
12	UCLA	26-9	14
13	James Madison	30-5	11
14	Baylor	32-6	13
15	Utah	24-7	15
16	Michigan	26-7-1	18
17	Tennessee	31-5	19
18	Georgia	27-10	T16
19	Louisiana	26-5	20
20	Kentucky	24-8	T16
T21	California	21-11	22
T21	Ohio State	22-7	25
23	BYU	23-10	RV
24	Arizona State	23-12	23
25	Missouri	20-14	RV

Other's receiving votes:

Ole Miss (28), Oklahoma State (22), Arkansas (15), North Carolina (14), Tulsa (12), Illinois (9), USC Upstate (8), Wisconsin (8), Cal Poly (2), Mississippi State (1)

Bold: BYU

Italics: 2017 opponent

BYU'S HISTORY IN THE POLLS

USA Today/NFCA Coaches Poll

2017:	2011:
2/14 - No. 25	Preseason - No. 16
2/21 - No. 23	2/15 - No. 23
3/7 - No. 25	2/22 - No. 25
3/14 - No. 25	
3/28 - No. 25	
4/4 - No. 22	

2010:

2/23 - No. 25
3/9 - No. 22
4/6 - No. 25
5/10 - No. 25

ESPN.com/USA Softball

2017:	2011:
4/4 - No. 23	Preseason - No. 20
2010:	2006:
3/9 - No. 23	Preseason - No. 23
	2/22 - No. 25
2005:	
5/15 - No. 25	

BYU NOTABLES

Strength of schedule

The 2017 schedule features 17 2016 NCAA Regional teams, eight Super Regional teams and four Women's College World Series teams. In the Puerto Vallarta College Challenge, BYU plays Auburn and Oklahoma, two teams that played for the national title, won by the Sooners. The Cougars will face teams from nine different conferences: the SEC, ACC, MWC, Pac-12, Big Ten, Big 12, Sun Belt, Southland Conference and Missouri Valley Conference.

WCC: Year four

BYU enters the fourth season in the West Coast Conference after jumping around following its departure from the Mountain West. The Cougars played in the Western Athletic Conference in 2012 and the Pacific Coast Softball Conference in 2013 before softball was added in the WCC beginning in the 2014 season. Spanning the four conferences, BYU has won eight conference titles in a row.

Senior leadership

BYU returns four seniors: Lauren Bell, McKenna Bull, McKenzie St. Clair and Ashley Thompson. Between them, coming into 2017 they have started in 585 games. Bull is a two-time WCC Pitcher of the Year, Thompson is the reigning WCC Player of the Year and Bell was the 2016 WCC Defensive Player of the Year. Bull and Thompson were also named to the 2016 NFCA All-Pacific Region Second Team.

All-WCC 2016

After winning its third WCC title in 2016, BYU swept the top conference awards, along with earning five spots on the All-WCC First Team and one on the second team.

Player of the Year: Ashley Thompson

Pitcher of the Year: McKenna Bull

Defensive Player of the Year: Lauren Bell

Co-Coaches of the Year: Gordon Eakin, Melissa McElvain (San Diego), Sami Strinz-Ward (LMU)

All-WCC First Team: Lauren Bell, Gordy Bravo, McKenna Bull, Alexa Strid, Ashley Thompson

All-WCC Second Team: Libby Sugg

Postseason consistency

For the past 12 seasons, BYU has advanced to the NCAA regionals. The Cougars have gone to 13 NCAA regionals overall, advancing to super regionals just once in 2010.

NFCA All-Region

Along with receiving top awards in conference play, McKenna Bull and Ashley Thompson received NFCA Division I All-Pacific Region Second Team accolades. They were the first BYU players to receive the honor since 2012.

Student athletes

On and off the field, BYU softball players are making their mark. On the WCC Commissioner's Honor Roll for the 2015-16 academic year, Arianna Paulson earned Gold Honors (4.00-3.75) after her sophomore season. Infielders Lauren Bell and Ashley Thompson received Silver Honors (3.74-3.50). Three more on this year's roster gathered Bronze Honors (3.49-3.00): McKenzie St. Clair, Libby Sugg and Emilee Erickson. Bell also received WCC All-Academic honors for her pursuit of academic excellence in conjunction with her contributions to the team.

Sisters in softball

Arianna and Arissa Paulson are the the third set of sisters to play together on a BYU softball team. In the inaugural softball season (2000), twins Jamie and Bryn Kreipl were on the roster. Sisters Anna and Alexandra Hudson played together from 2012-13. Arianna is a junior, Arissa is a freshman and both are pitchers. They are from Payson, Arizona.

Gail Miller Field

BYU's field is part of Miller Park, a unique, combined baseball-softball facility. Baseball plays on Larry H. Miller field, while softball calls Gail Miller Field, a back-to-back mirror image of the pre-existing baseball field, home. It was the first combined facility of its kind when it opened in April 2001. BYU has a home record of 206-51 (.802) at the field.

Gail Miller Field has 2,100 chair seats all in the lower bowl, making it the fourth-largest on-campus NCAA softball facility at the time of it's creation. The field dimensions are 2010 feet down the left-and right-field lines and 220 in center field.

BYU SERIES RECORDS**SOUTHERN UTAH**

Overall series record: 49-7
 Home vs. SUU: 24-4
 Away at SUU: 14-2
 Neutral sites: 11-1
 Under Coach Eakin: 40-5
 Longest win streak: 33
 Last win: 14-6 (5), 04/05/16
 Longest losing streak: 2
 Last loss: 5-6, 05/03/16

In-state matchup at Southern Utah on Tuesday

PROVO, Utah – After sweeping the competition last week, No. 22/23 BYU softball will play Southern Utah on Tuesday at 2 p.m. MDT in Cedar City, Utah.

Last week, BYU (27-10, 3-0 West Coast Conference) beat Utah State and swept Loyola Marymount in a three-game series. The Cougars will play another in-state foe on Tuesday against the Thunderbirds (9-20, 5-4 Big Sky).

The matchup will be streamed live on the Big Sky's website. Live stats will also be available on the BYU softball schedule page.

Opponent outlook**Southern Utah (9-20, 5-4 Big Sky)**

- The Thunderbirds have struggled this season, but they took the series 2-1 at Portland State last weekend. They also swept a conference series against Northern Colorado earlier this season.
- In 2016, BYU and Southern Utah played three games with the Thunderbirds taking two of three, including one in Provo. The Cougars hold the 49-7 series lead in the history between the two schools.

BYU WINNING STREAKS

16. 2014, 2009, 2007
 15. 2012
 14. n/a
 13. n/a
 12. 2011, 2003
 11. 2011
 10. 2015
 9. 2017
 2013, 2010 (twice), 2005 (twice)
 8. . . . 2016, 2015, 2006, 2005, 2001
 7. 2013 (twice)
 2012, 2010 (twice), 2006, 2002
 6. 2017, 2012
 2010, 2008 (twice), 2004
 5. 2017, 2015, 2013, 2012,
 2011, 2009, 2008, 2007 (twice),
 2005 (twice), 2003, 2002 (twice)

(Winning streaks of 5+ only)

BYU HITTING STREAKS

PLAYER	SEASON	CURRENT	CAREER
Lauren Bell	5	-	11
Brielle Breland	4	-	4
Emilee Erickson	1	-	6
Ashley Godfrey	1	1	1
Allie Hancock	1	-	1
Rylee Jensen	4	3	4
Caitlyn Larsen Alldredge	6	-	6
Madison Merrell	3	-	4
Arisa Paulson	2	-	2
McKenzie St. Clair	1	-	6
Alexa Strid	4	1	6
Libby Sugg	5	-	9
Lexi Tarrow	10	1	11
Ashley Thompson	4	-	8
Brooke Vander Heide	3	2	3

BYU ON-BASE STREAKS

PLAYER	SEASON	CURRENT	CAREER
Lauren Bell	11	-	15
Brielle Breland	5	-	5
Emilee Erickson	3	1	7
Ashley Godfrey	2	2	2
Allie Hancock	4	-	4
Rylee Jensen	9	9	9
Caitlyn Larsen Alldredge	10	-	10
Madison Merrell	4	-	6
Arisa Paulson	2	2	2
McKenzie St. Clair	3	-	17
Alexa Strid	5	1	10
Libby Sugg	9	-	10
Lexi Tarrow	13	6	14
Ashley Thompson	13	6	30
Brooke Vander Heide	8	2	8

HOW MANY GAMES WITH... 2017 CAREER

PERFECT HITTING % (MIN. 3 AB)

Lauren Bell	1	5
Ashley Godfrey	1	1
Rylee Jensen	1	1
Caitlyn Larsen Alldredge	1	2
Madison Merrell	-	1
McKenzie St. Clair	-	1
Alexa Strid	-	1
Libby Sugg	1	2
Ashley Thompson	-	5

3+ HITS

Lauren Bell	2	14
Ashley Godfrey	1	1
Rylee Jensen	3	3
Caitlyn Larsen Alldredge	1	2
Madison Merrell	-	4
McKenzie St. Clair	-	5
Alexa Strid	1	2
Libby Sugg	1	3
Lexi Tarrow	1	1
Ashley Thompson	-	11

3+ RBI

Lauren Bell	-	5
Brielle Breland	1	1
Caitlyn Larsen Alldredge	2	5
Madison Merrell	-	3
McKenzie St. Clair	-	7
Alexa Strid	1	2
Libby Sugg	7	15
Lexi Tarrow	1	1
Ashley Thompson	3	17

2+ STOLEN BASES

Allie Hancock	-	1
Alexa Strid	-	1
Lexi Tarrow	-	1
Ashley Thompson	3	6

10+ STRIKEOUTS

McKenna Bull	3	19
--------------	---	----

LAST TIME BYU...

Recorded 10-14 hits in a game	12 @ LMU (04/07/17)
Recorded 15-19 hits in a game	16 vs. Nebraska (02/09/17)
Recorded 20+ hits in a game	20 vs. Southern Utah (05/04/10)
Scored 10-14 runs	10 vs. Maine (03/15/17)
Scored 15+ runs	16 vs. Detroit Mercy (03/03/17)
Scored 10+ runs in an inning	11 vs. Saint Mary's (05/03/13)
Drew eight or more walks	9 @ LMU (04/08/17)
Stole five or more bases	5 @ Fresno State (03/11/17)
Hit five or more home runs	5 vs. Southern Utah (04/07/10)
Hit 10+ home runs in a game	10 @ Utah Valley (04/16/08)
Had 3+ players with 3+ hits	Hofstedt, Broderick, St. Clair vs. Idaho St. (03/29/14)
Struck out 15+ batters	15 @ Fresno State (03/05/09)
Defeated a team ranked 11-25	4-3 vs. No. 11/13 Utah (03/22/17)
Defeated a team ranked 6-10	7-2 vs. No. 9 Cal Berkeley (03/19/11)
Defeated a top 5 team	6-5 vs. No. 2/3 Oregon (03/25/14)
Lost to a top 5 team	1-0 @ No. 1/3 Oregon (03/30/17)
Lost a non-conference game at home	5-6 (8) vs. Southern Utah (04/05/16)
Lost a conference game at home	1-5 vs. Loyola Marymount (04/09/16)
Won a run-rule game	8-0 (6) @ LMU (04/07/17)
Lost a run-rule game	9-0 (6) vs. No. 9 Arizona (02/23/17)
Won an extra-inning game	8-6 (8) @ Fresno State (03/11/17)
Lost an extra-inning game	5-6 (8) vs. Southern Utah (04/05/16)
Played an error-free game	Win @ LMU (04/08/17)
Didn't have a strikeout at the plate	vs. Oklahoma (03/12/16)
Multiple double plays	4 @ UVU (04/07/15)
Triple play	vs. San Jose State (02/11/16)
Had back-to-back home runs	Libby Sugg and Alexa Strid vs. Santa Clara (05/06/16)
Had back-to-back-to-back home runs	Fitu, Atagi, Hudson-Shamo vs. UNLV (05/05/11)
Had 3+ players with 3+ RBIs	Bell, Thompson and Sugg vs. Santa Clara (05/06/16)

LAST TIME A BYU PLAYER...

Recorded five or more hits	5, Ashley Thompson vs. Pacific (04/10/15)
Recorded 3 or more hits	3, Caitlyn Larsen Alldredge @ UCLA (03/25/17)
Hit 1,000 (min. 3 AB)	Ashley Godfrey (3/3) vs. Detroit Mercy (03/03/17)
Scored four or more runs	4, Lauren Bell vs. Santa Clara (05/06/15)
Batted in five or more runs	5, Libby Sugg vs. Nebraska (02/09/17)
Had a multi-home run game	2, Libby Sugg vs. Utah (03/22/17)
Hit for the cycle	Never Happened
Hit a grand slam	Libby Sugg vs. Boston U. (03/04/17)
Drew 4+ walks in a game	4, Jessica Dugas @ Utah Valley (05/02/12)
Stole 3+ bases in a game	3, Ashley Thompson vs. Miami (Ohio) (03/03/17)
Had a walk-off home run	Ashley Thompson vs. Oklahoma State (03/21/15)
Had a walk-off hit	Lauren Bell fielder's choice vs. Wagner (03/16/17)

LAST TIME A BYU PITCHER...

Struck out 10+ batters	10, McKenna Bull @ Oregon State (04/01/17)
No walks (min. 4 IP)	McKenna Bull @ LMU (04/07/17)
Threw a no-hitter	Kerisa Viramontes vs. Nevada (02/17/17)
Threw a perfect game	Hannah Howell vs. LMU (04/13/13)

2017 RECORD WHEN

Overall	27-10
Conference	3-0
Non-Conference	24-10
Home	5-0
Away	8-4
Neutral	14-6
Day games	22-9
Night games	5-1
One Run Games	3-2
Two Run Games	7-1
Five or more run games	10-5
Extra Inning games	1-0
Shutouts	9-4
Scoring 0-2 runs	2-8
Scoring 3-5 runs	11-2
Scoring 6-9 runs	11-0
Scoring 10+ runs	3-0
Opponent scores 0-2 runs	19-2
Opponent scores 3-5 runs	6-2
Opponent scores 6-9 runs	2-4
Opponent scores 10+ runs	0-2
BYU scores 1st inning	11-1
Opponent scores 1st inning	3-4
BYU scores first	21-1
Opponent scores first	6-9
BYU out-hits opponent	19-3
Opponent out-hits BYU	6-7
Equal number of hits	2-0
BYU hits zero home runs	6-9
BYU hits one home run	14-1
BYU hits 2+ home runs	7-0
Opponent hits zero home runs	19-3
Opponent hits one home run	7-4
Opponent hits 2+ home runs	1-3
BYU has no errors	15-5
BYU has one error	8-2
BYU has 2+ errors	5-3
Opponent has no errors	13-4
Opponent has one error	9-3
Opponent has 2+ errors	5-3
Game tied after fifth inning	4-1
BYU leads after fifth inning	17-0
BYU trails after fifth inning	1-9
Game tied after sixth inning	1-0
BYU leads after sixth inning	19-0
BYU trails after sixth inning	1-9
Mercy rule games	6-1
In February	7-5
In March	15-5
In April	5-0
In May	0-0
On Tuesday	0-0
On Wednesday	4-0
On Thursday	6-4
On Friday	11-2
On Saturday	6-4
vs. left-handed starter	4-2
vs. right-handed starter	23-8

2017 TEAM GAME HIGHS

At Bats	33 vs. LIU Brooklyn
Runs scored	16 vs. Detroit Mercy
Hits	16 vs. Nebraska
RBIs	13 vs. Detroit Mercy
Doubles	4 vs. Nevada
Triples	1 nine times
Home runs	3 @ LMU
Stolen bases	5 twice, last @ Fresno State
Walks	11 vs. Detroit Mercy
Total Bases	22 twice, last vs. Nevada
Assists	11 vs. Dartmouth
DPs turned	1 six times
Strikeouts	13 vs. Wagner
Hits allowed	11 vs. Hawai'i
Walks allowed	9 vs. Texas State

BYU IN THE NCAA

TEAM STAT RANKINGS

(as of 04/09/17)

Category	Value (ranking)
Batting Average	0.289 (89)
Double Plays Per Game	0.19 (237)
Doubles Per Game	1.46 (40)
Earned Run Average	2.68 (69)
Fielding Percentage	0.975 (19)
Hit Batters	11 (57)
Home Runs Per Game	0.81 (57)
Scoring	5.11 (64)
Slugging Percentage	0.462 (39)
Stolen Bases Per Game	1.16 (105)
Triples Per Game	0.24 (52)
WL Percentage	0.730 (32)

INDIVIDUAL STAT RANKINGS

(as of 04/09/17)

Category	Name, value (ranking)
Doubles Per Game	Rylee Jensen, 0.26 (148)
Earned Run Average	McKenna Bull, 1.66 (57)
Hits Allowed Per 7 Innings	McKenna Bull, 5.59 (105)
Home Runs Per Game	Libby Sugg, 0.22 (110)
On Base Percentage	Lexi Tarrow, 0.478 (132)
RBI Per Game	Libby Sugg, 0.94 (68)
Sacrifice Hits Per Game	Alexa Strid, 0.16 (150)
Shutouts	McKenna Bull, 7 (9)
Slugging Percentage	Libby Sugg, 0.624 (170)
	Caitlyn Larsen Alldredge, 0.618 (180)
Strikeouts	McKenna Bull, 151 (20)
Strikeouts Per 7 Innings	McKenna Bull, 7.6 (59)
	Arissa Paulson, 6.6 (110)
Triples Per Game	Ashley Thompson, 0.08 (108)
Victories	McKenna Bull, 19 (6)

OPPONENTS IN THE NCAA

SOUTHERN UTAH STAT RANKINGS

(as of 04/09/17)

Category	Value (ranking)
Batting Average	0.269 (166)
Double Plays Per Game	0.21 (227)
Doubles Per Game	1.17 (143)
Earned Run Average	6.03 (270)
Fielding Percentage	0.957 (158)
Home Runs Per Game	0.59 (135)
Scoring	3.62 (223)
Slugging Percentage	0.398 (150)
Stolen Bases Per Game	0.62 (212)
Triples Per Game	0.14 (166)
WL Percentage	0.310 (248)

INDIVIDUAL STAT RANKINGS

(as of 04/09/17)

Category	Name, value (ranking)
Doubles Per Game	Kendall Kapitzke, 0.29 (100)
Hit by Pitch Per Game	Kendall Kapitzke, 0.21 (94)
Home Runs Per Game	Kendall Kapitzke, 0.25 (62)
Sacrifice Hits Per Game	Nicole Simonson, 0.27 (27)
Slugging Percentage	Kendall Kapitzke, 0.697 (74)
Stolen Bases	Sarah Murphy, 0.38 (146)
Toughest to Strikeout	Payton Hart, 19.5 (85)



2017 WCC STANDINGS
(as of 04/03/17)

	WCC	Overall
BYU	0-0	23-10
San Diego	0-0	14-15
Pacific	0-0	17-19
Saint Mary's	0-0	13-18
Loyola Marymount	0-0	13-21
Santa Clara	0-0	7-21

2017 WCC PLAYERS OF THE WEEK

- Week 1 Madison Casiano, San Diego
- Week 2 **Rylee Jensen, BYU**
- Week 3 **Lexi Tarrow, BYU**
- Week 4 **Libby Sugg, BYU**
- Week 5 Sara Silveyra, San Diego
- Week 6 Amanda Dirks, LMU
- Week 7 Cassidy Gustafson, Pacific
- Week 8 **Caitlyn Larsen Alldredge, BYU**
- Week 9 Ellie Fisher, Santa Clara

2017 WCC PITCHERS OF THE WEEK

- Week 1 **McKenna Bull, BYU**
- Week 2 **Kerisa Viramontes, BYU**
- Week 3 Marissa Young, Pacific
- Week 4 **McKenna Bull, BYU**
- Week 5 **Arisa Paulson, BYU**
- Week 6 **McKenna Bull, BYU**
- Week 7 **McKenna Bull, BYU**
- Week 8 **McKenna Bull, BYU**
- Week 9 Megan Sabbatini, San Diego

FINAL 2016 WCC STANDINGS

	WCC	Overall
BYU	12-3	36-21
Loyola Marymount	10-5	32-21
San Diego	8-7	22-29
Saint Mary's	7-8	20-27-1
Santa Clara	5-10	10-41
Pacific	3-12	20-28

2016 WCC Player of the Year
Ashley Thompson

2016 WCC Pitcher of the Year
McKenna Bull

2016 WCC Co-Coaches of the Year
Gordon Eakin, BYU
Melissa McElvain, San Diego
Sami Strinz-Ward, LMU

2017 WCC PRESEASON POLL

2017 WCC Softball Preseason Poll

Team (First Place Votes)	Points
BYU (5)	25
Loyola Marymount (1)	21
San Diego	17
Saint Mary's	12
Pacific	10
Santa Clara	5

2017 All-WCC Preseason Softball Team

Name	Institution	Year	Position
Position Players			
Lauren Bell	BYU	Sr.	2B/SS
Alicia Brown	LMU	Jr.	3B
Alex Finie	LMU	Sr.	1B
Sydney Lahners	Pacific	Jr.	1B
Olivia Sandusky	San Diego	Sr.	OF
Rachel Sellers	Pacific	Jr.	C
Hailey Sparacino	Saint Mary's	Jr.	UT
Taylor Spence	San Diego	So.	OF
Alexa Strid	BYU	Jr.	SS
Libby Sugg	BYU	So.	C
Ashley Thompson	BYU	Sr.	1B

Pitchers

McKenna Bull	BYU	Sr.	RHP
Katie Moss	Saint Mary's	Sr.	RHP
Megan Sabbatini	San Diego	Sr.	RHP

WCC TEAM STAT RANKINGS
(as of 04/03/17)

Category	Value (ranking)
Batting Average	0.292 (T1)
Slugging Percentage	0.459 (1)
On Base Percentage	0.383 (1)
Runs Scored	166 (1)
Hits	244 (1)
RBI	153 (1)
Doubles	49 (1)
Triples	8 (1)
Home Runs	25 (1)
Total Bases	384 (1)
Walks	110 (2)
Sacrifice Bunts	25 (5)
Stolen Bases	39 (1)
ERA	2.89 (2)
Opponent Batting Average	0.236 (1)
Strikeouts	199 (1)
Fielding Percentage	0.974 (1)
Fielding Double Plays	6 (5)

WCC INDIVIDUAL STAT RANKINGS
(as of 04/03/17)

Category	Name, value (ranking)
Batting Average	Lexi Tarrow, 0.365 (T3)
Slugging Percentage	Libby Sugg, 0.652 (1)
.	Caitlyn Larsen Alldredge, 0.600 (2)
.	Rylee Jensen, 0.552 (4)
On Base Percentage	Lexi Tarrow, 0.460 (4)
.	Caitlyn Larsen Alldredge, 0.427 (7)
Runs Scored	Ashley Thompson, 22 (T3)
.	Lauren Bell, 20 (T5)
Hits	Lexi Tarrow, 31 (T4)
RBI	Libby Sugg, 29 (1)
.	Ashley Thompson, 22 (T4)
Doubles	Rylee Jensen, 9 (2)
.	Caitlyn Larsen Alldredge, 8 (T3)
.	Libby Sugg, 7 (T6)
Triples	Ashley Thompson, 3 (1)
.	Lexi Tarrow, 2 (T2)
Home Runs	Libby Sugg, 7 (T1)
.	Ashley Thompson, 5 (T4)
.	Caitlyn Larsen Alldredge, 4 (T8)
Total Bases	Libby Sugg, 58 (1)
.	Ashley Thompson, 52 (T4)
.	Rylee Jensen, 48 (T7)
.	Caitlyn Larsen Alldredge, 48 (T7)
Walks	Ashley Thompson, 15 (5)
.	Caitlyn Larsen Alldredge, 14 (T6)
.	Lexi Tarrow, 14 (T6)
Stolen Bases	Ashley Thompson, 11 (2)
ERA	McKenna Bull, 1.73 (1)
Opponent Batting Average	McKenna Bull, 0.207 (2)
.	Arisa Paulson, 0.268 (6)
Innings Pitched	McKenna Bull, 121.2 (1)
Strikeouts	McKenna Bull, 134 (1)
Wins	McKenna Bull, 16 (1)

GORDON EAKIN

**BYU HEAD COACH
2003-PRESENT**

Eakin is entering his 15th season as the Cougars' head coach and his 18th season at BYU overall.

Eakin was named head coach in July 2002 after working as an assistant coach since the softball program's inception in 2000. Since that time he has led the Cougars to five Mountain West Conference championships, one Western Athletic Conference tournament championship, three West Coast Conference championship and 12 NCAA tournament appearances.

The 2016 WCC Co-Coach of the Year (third-consecutive year) has coached 12 All-Americans, 10 conference players of the year, four conference freshmen of the year, and four conference pitchers of the year during his tenure.

In 2010, Eakin guided the Cougars to 46 wins, the most in school history, as BYU advanced to the NCAA Super Regionals for the first time ever with wins over East Carolina and host Texas before ending its season at national runner-up Arizona. The Cougars finished second in the country in batting average, seventh in scoring and ninth in slugging percentage as a team.

Known as one of the best hitting coaches in the country, Eakin has helped BYU finish in the top-ten nationally six times in slugging percentage, six times in home runs per game, four times in batting average and four times in scoring.

In addition to his duties at BYU, Eakin was also an assistant coach and hitting coach for the USA National Team in 2009. In the summer of 2010, Eakin helped guide the National Team to a 17-2 record as USA won the World Championship in Venezuela, the World Cup in Oklahoma and the Japan Cup championship in Sendai, Japan.

Before entering the coaching ranks, Eakin was a successful baseball and softball player. After playing collegiate baseball at the University of Utah, Eakin signed with the Oakland Athletics organization where he played for three years.

Eakin went on to join the United States All-Star team, playing in three U.S. Olympic sports festivals in 1986, 1993 and 1994, winning bronze, silver and gold, respectively. While on the team, Eakin was honored on the ISC All-World First Team and was an ASA All-American. He would later go on to play shortstop on the internationally ranked Larry H. Miller Toyota Fast Pitch team, eventually earning induction into the Utah Fast Pitch Hall of Fame in 1998.

Eakin is a native of Holladay, Utah, and graduated from Granite High. He currently resides in Sandy, Utah, and is married to Barbi. They are the parents of three children (Alicia, Ryan & Parker) and have five grandsons.



EAKIN AT A GLANCE

- Record of 586-268 (.685) in 14 years as head coach
- Former USA National Team hitting coach
- Seven-time coach of the year (WCC: 2014-2016, PCSC 2013 and MWC: 2009, 2010 & 2011)
- Led BYU to WCC championships in 2014-2016, the 2013 PCSC championship and the WAC tournament championship in 2012
- Guided Cougars to five Mountain West Conference championships (2005, 2007, 2009, 2010, 2011) while never finishing lower than third in the conference
- Led BYU to first-ever NCAA Super Regional appearance in 2010 and 12 straight NCAA tournament appearances overall
- Coached 12 All-Americans
- Coached 10 conference players of the year, 4 conference freshmen of the year and 4 conference pitchers of the year
- Coached 25 All-Region performers, 52 all-conference performers
- Guided BYU to top-10 national finishes in slugging percentage six times, home runs per game six times, batting average four times and scoring four times
- Coached two players who would go on to play professionally, including MWC Player of the Year Angeline Quiocho who finished first in the nation in home runs per game and RBI per game in 2010

EAKIN COACHING RECORD

YEAR	Overall Record	CONF.	CONF. FINISH	NCAA
2003	36-17	10-7	3rd/MWC	-
2004	34-18	11-8	3rd/MWC	-
2005	45-14	16-2	1st/MWC	1-2
2006	43-22	15-5	2nd/MWC	1-2
2007	43-20	16-4	1st/MWC	2-2
2008	44-20	14-6	2nd/MWC	1-2
2009	40-18	12-2	1st/MWC	2-2
2010	46-13	12-3	1st/MWC	3-2
2011	40-18	11-2	1st/MWC	2-2
2012	45-15	15-4	1st/WAC	2-2
2013	33-25	19-5	1st/PCSC	0-2
2014	34-23	12-2	1st/WCC	1-2
2015	40-14	13-2	1st/WCC	1-2
2016	36-21	12-3	1st/WCC	1-2
2017	27-10	3-0	-	-
TOTAL	586-268 (.685)	191-55	-	16-22
(15th Season)				



PETE MEREDITH

**BYU ASSISTANT COACH
2014-PRESENT**

Coaching Experience
The Pitching Academy

Playing Career

- Played professional men's fastpitch for Sportsman Enterprises, Dave Frye Plastering, Farm Tavern, Trans Aire International and Larry Miller Toyota
- Meredith pitched in a record 23 consecutive International Softball Congress World Tournaments

- Set records for most tournament wins (61), no hitters (8), strikeouts in a tournament (100) and strikeouts in a game (21)
- Named to the All-World Team seven times
- Inducted into the ASA/USA National Softball Hall of Fame in 2016 and into the International Softball Congress Hall of Fame in 2007
- Holds the record for most wins in ASA national championship play, compiling a 55-27 record before retiring from Major competition in 2002.
- Tied for most wins in one Men's Major National Championship with eight in 1988 for Trans-Aire of Elkhart, Ind. and is the record holder for most IP in one national tourney (88) in that same national championship.

Hometown

Dunedin, New Zealand



KRISTIN DELAHOUSSEY

**BYU ASSISTANT COACH
2014-PRESENT**

Coaching Experience

- Asst. Softball and Strength Coordinator Dixie State (2013)
- Fifth-Year coach BYU (2012)

Playing Career

- Four-year starter at second base for BYU (2008-2011)
- Played and started every game of career except 1 weekend

- Named first-team all-conference and all-region three times
- For her career: second in doubles (45), walks (144), at bats (706) and runs (198) sixth in hits (233) and triples (6) seventh in total bases (347) eighth in stolen bases (31) and slugging percentage (.591) 10th in batting average at BYU

Education

Brigham Young University (2012)

Hometown

Las Vegas



KEVIN JENSEN

**BYU VOLUNTEER ASSISTANT COACH
2016-PRESENT**

Coaching Experience

- Asst. baseball coach at Southern Utah
- Assistant baseball coach at Northridge High
- Assistant softball coach at Clearfield High
- Head softball coach at Layton High
- Head softball coach for Utah Express 14, 16 and 18 & under

- Utah Firebirds 18 & under at the ASA National Softball Championships
- Private softball and baseball instructor

Playing Career

- Played with the Cincinnati Reds
- Kansas City Royals Baseball Academy nominee
- Played baseball at Utah, Southern Utah and Weber State

Personal

Served an LDS mission in Ontario, Canada
Niece Tracee Hoch Heaton played softball at BYU in 2006-07
Wife is Suzi Miya Jensen and has three children and four grandchildren

No.	Name	Pos.	B/T	Ht.	Yr.	Hometown (Previous School)
9	Lauren Bell	2B, SS	L/R	5-9	Sr.	Murray, UT/Murray HS
12	Brielle Breland	INF, OF	R/R	5-8	Jr.	Mesa, AZ/Grand Canyon
5	McKenna Bull	P	R/R	5-10	Sr.	Ogden, UT/Weber HS
8	Emilee Erickson	C	R/R	5-10	So.	Phoenix, AZ/Sandra Day O'Connor HS
6	Ashley Godfrey	OF	R/R	5-6	So.	Buckey, AZ/Estrella Foothills HS
27	Allie Hancock	OF	R/R	5-10	So.	Gilbert, AZ/Basha HS
2	Rylee Jensen	OF	L/L	5-8	Fr.	Idaho Falls, ID/Skyline HS
18	Caitlyn Larsen Alldredge	3B, OF	R/R	5-10	Jr.	Centerville, UT/Viewmont HS
22	Madison Merrell	OF	R/R	5-8	Jr.	Queen Creek, AZ/Queen Creek HS
7	Arianna Paulson	P, 1B	R/R	5-8	Jr.	Payson, AZ/Payson HS
10	Arissa Paulson	P, 1B	R/R	5-10	Fr.	Payson, AZ/Brightmont Academy
24	Olivia Sanchez	P, 1B	R/R	5-7	So.	Murrieta, CA/Murrieta Valley HS
13	McKenzie St. Clair	OF, 2B	R/R	5-5	Sr.	Peoria, AZ/Sunrise Mountain HS
16	Alexa Strid	SS	R/R	5-8	Jr.	Stephens City, VA/Karl Maeser Academy
21	Libby Sugg	C	R/R	5-7	So.	Franklin, TN/Franklin HS
26	Lexi Tarrow	OF	L/R	5-8	So.	Olympia, WA/A.G. West Black Hills HS
3	Ashley Thompson	INF	R/R	6-2	Sr.	Connell, WA/Connell HS
1	Brooke Vander Heide	OF	L/L	5-7	Fr.	Sandy, UT/Alta HS
33	Kerisa Viramontes	P	R/R	5-5	Fr.	Norco, CA/Norco HS

Head Coach: Gordon Eakin (15th year)

Assistant Coach: Pete Meredith (4th year)

Assistant Coach: Kristin Delahoussaye (4th year)

Assistant Coach: Kevin Jensen (2nd year)

Athletic Trainer: Chris Linde (18th year)

Student Manager: Reyna Ae (1st year)

Pronunciations:

Brielle Breland	Bree-el brEE-land	Arianna Paulson	AR-ee-awn-nuh
Alexa Strid	Stri-d	Lexi Tarrow	tehr-oh
Vander Heide	Hide	Kerisa Viramontes	Kerr-issa Veer-a-mont-ez

Kristin Delahoussaye	Dey-la-house-ee	Chris Linde	Lind-ee
Reyna Ae	Ray-nah Eye		

SENIORS (4)

Ashley Thompson
McKenzie St. Clair
Lauren Bell
McKenna Bull

JUNIORS (5)

Brielle Breland
Caitlyn Larsen Alldredge
Madison Merrell
Arianna Paulson
Alexa Strid

SOPHOMORES (7)

Emilee Erickson
Ashley Godfrey
Allie Hancock
Olivia Sanchez
Libby Sugg
Lexi Tarrow

FRESHMEN (4)

Rylee Jensen
Arissa Paulson
Brooke Vander Heide
Kerisa Viramontes

MARRIED (1)

Caitlyn Larsen Alldredge

PITCHERS (5)

McKenna Bull
Arianna Paulson
Arissa Paulson
Olivia Sanchez
Kerisa Viramontes

CATCHERS (2)

Emilee Erickson
Libby Sugg

INFIELDERS (10)

Lauren Bell
Brielle Breland
Caitlyn Larsen Alldredge
Arianna Paulson
Arissa Paulson
McKenzie St. Clair
Alexa Strid
Ashley Thompson
Olivia Sanchez

OUTFIELDERS (10)

Brielle Breland
Ashley Godfrey
Allie Hancock
Rylee Jensen
Caitlyn Larsen Alldredge
Madison Merrell
McKenzie St. Clair
Alexa Strid
Lexi Tarrow
Brooke Vander Heide

ARIZONA (8)

Brielle Breland
Emilee Erickson
Ashley Godfrey
Allie Hancock
Madison Merrell
Arianna Paulson
Arissa Paulson
McKenzie St. Clair

CALIFORNIA (2)

Olivia Sanchez
Kerisa Viramontes

IDAHO (1)

Rylee Jensen

TENNESSEE (1)

Libby Sugg

UTAH (4)

Lauren Bell
McKenna Bull
Caitlyn Larsen Alldredge
Brooke Vander Heide

VIRGINIA (1)

Alexa Strid

WASHINGTON (1)

Ashley Thompson



Brooke Vander Heide • 1

5-7 • Freshman • OF • L/L • Sandy, Utah • Alta HS
Career Stats

Season	GP	GS	AB	R	H	2B	3B	HR	RBI	BB	SO	SB	CS	SF	SH	HBP	AVG	SLG	OBP	PO	A	E	FLD
2017	28	20	50	14	16	2	0	0	7	9	11	4	0	0	1	0	.320	.360	.424	15	2	0	1.000
CAREER	28	20	50	14	16	2	0	0	7	9	11	4	0	0	1	0	.320	.360	.424	15	2	0	1.000

Records

Season Highs
At Bats 3 10 times, last @ LMU (4/7/17)
Runs 2 vs. Wagner (3/16/17)
Hits 2 twice, last vs. Sac. State (3/10/17)
RBI 2 twice, last vs. Detroit M (3/3/17)
Walks 3 vs. Detroit Mercy (3/3/17)
Stolen Bases 1 four times, last @ LMU (4/8/17)
Batting Average (min. 3 AB) .667 twice, last vs. Sac. State (3/10/17)
Slugging Percentage (min. 3 AB) .667 twice, last vs. Sac. State (3/10/17)

Career Highs
At Bats 3 10 times, last @ LMU (4/7/17)
Runs 2 vs. Wagner (3/16/17)
Hits 2 twice, last vs. Sac. State (3/10/17)
RBI 2 twice, last vs. Detroit M (3/3/17)
Walks 3 vs. Detroit Mercy (3/3/17)
Stolen Bases 1 four times, last @ LMU (4/8/17)
Batting Average (min. 3 AB) .667 twice, last vs. Sac. State (3/10/17)
Slugging Percentage (min. 3 AB) .667 twice, last vs. Sac. State (3/10/17)

Season Highlights

- Went 2/3 with 2 RBI vs. Louisville
- Batted .667 (2/3) vs. Sacramento State

Notable

- Hit .714 during her senior season in high school
- Her 214 career hits is a Utah high school record
- Four-year letterwinner in volleyball



Rylee Jensen • 2

5-8 • Freshman • OF • L/L • Idaho Falls, Idaho • Skyline HS
Career Stats

Season	GP	GS	AB	R	H	2B	3B	HR	RBI	BB	SO	SB	CS	SF	SH	HBP	AVG	SLG	OBP	PO	A	E	FLD
2017	34	32	99	18	33	9	1	3	17	15	10	5	2	1	3	2	.333	.535	.427	43	2	0	1.000
CAREER	34	32	99	18	33	9	1	3	17	15	10	5	2	1	3	2	.333	.535	.427	43	2	0	1.000

Records

Season Highs
At Bats 4 12 times, last @ LMU (4/8/17)
Runs 3 vs. Nebraska (2/9/17)
Hits 4 vs. Nebraska (2/9/17)
RBI 2 five times, last vs. Wagner (3/16/17)
Walks 2 five times, last @ LMU (4/8/17)
Stolen Bases 1 four times, last @ Oregon (3/30/17)
Batting Average (min. 3 AB) 1.000 vs. Nebraska (2/9/17)
Slugging Percentage (min. 3 AB) 1.500 vs. Nevada (2/17/17)

Career Highs
At Bats 4 12 times, last @ LMU (4/8/17)
Runs 3 vs. Nebraska (2/9/17)
Hits 4 vs. Nebraska (2/9/17)
RBI 2 five times, last vs. Wagner (3/16/17)
Walks 2 five times, last @ LMU (4/8/17)
Stolen Bases 1 four times, last @ Oregon (3/30/17)
Batting Average (min. 3 AB) 1.000 vs. Nebraska (2/9/17)
Slugging Percentage (min. 3 AB) 1.500 vs. Nevada (2/17/17)

Season Highlights

- Went 5/5 in first 5 career at bats
- Named to Puerto Vallarta College Challenge All-Tournament Team
- Tied single-game doubles record with 3 vs. Nevada
- WCC Player of the Week (2/20)
- Went 3/4 with 1 run @ SDSU
- Hit her first career home run vs. Sacramento State

Notable

- 2016 Skyline Player of the Year
- Four-year letterwinner in basketball



Ashley Thompson • 3

6-2 • Senior • 1B • R/R • Connell, Washington • Connell HS
Career Stats

Season	GP	GS	AB	R	H	2B	3B	HR	RBI	BB	SO	SB	CS	SF	SH	HBP	AVG	SLG	OBP	PO	A	E	FLD
2014	51	51	127	26	33	5	0	5	31	37	25	3	1	0	2	1	.260	.417	.430	65	12	5	.939
2015	53	52	147	32	46	7	0	8	42	32	34	13	0	2	1	2	.313	.524	.437	228	15	8	.968
2016	56	56	165	44	66	12	2	13	49	28	28	12	1	0	7	1	.400	.733	.490	285	9	5	.983
2017	37	37	107	27	30	6	3	6	24	18	19	12	2	1	1	1	.280	.561	.386	184	7	5	.974
CAREER	197	196	546	129	175	30	5	32	146	115	106	40	4	3	11	5	.321	.570	.441	762	43	23	.972

Records

Season Highs
At Bats 4 five times, last @ LMU (4/7/17)
Runs 2 seven times, last @ LMU (4/8/17)
Hits 2 eight times, last @ LMU (4/7/17)
RBI 3 three times, last vs. Dartmouth (3/24/17)
Walks 2 vs. Georgia (2/23/17)
Stolen Bases 3 vs. Miami (Ohio) (3/3/17)
Batting Average (min. 3 AB) .667 five times, last vs. Utah (3/22/17)
Slugging Percentage (min. 3 AB) 2.667 vs. Texas State (2/17/17)

Career Highs
At Bats 5 vs. Pacific (4/10/15)
Runs 3 four times, last vs. Santa Clara (5/7/16)
Hits 5 vs. Pacific (4/10/15)
RBI 6 vs. Pacific (4/10/15)
Walks 3 five times, last vs. San Diego (4/24/15)
Stolen Bases 3 vs. Miami (Ohio) (3/3/17)
Batting Average (min. 3 AB) 1.000 six times, last vs. Saint Mary's (4/22/16)
Slugging Percentage (min. 3 AB) 3.000 vs. Saint Mary's (4/22/16)

Season Highlights

- Hit 2 home runs vs. Texas State
- 2nd-most stolen bases in a game by a BYU player with 3 vs. Miami
- Went 2/3 with 2 RBI and 2 runs vs. Maine

Notable

- Valedictorian of her high school
- Holds the Washington state career strikeout record with 1,117 and the career home run record with 51
- Named the 2013 Gatorade Player of the Year for the state of Washington
- Led her high school to three-straight 1A titles
- 2016 WCC Player of the Year
- NFCA All-Pacific Second Team



McKenna Bull • 5

5-10 • Senior • P • R/R • Ogden, Utah • Weber HS

Career Stats

Season	GP	GS	W	L	CG	SHO	SV	IP	H	R	ER	BB	SO	2B	3B	HR	AB	HBP	AVG	ERA
2014	48	32	16	9	10	3	7	173.1	160	99	78	88	206	25	2	14	669	7	.239	3.15
2015	47	44	34	9	29	8	1	257.1	219	105	85	137	256	33	0	13	964	14	.227	2.31
2016	48	42	27	13	31	10	3	263.2	264	127	99	102	286	36	6	25	1030	8	.256	2.63
2017	25	21	19	4	17	7	1	139.0	111	42	33	42	151	11	1	10	520	4	.213	1.66
CAREER	168	139	96	35	87	28	12	833.1	754	373	295	369	899	105	9	62	3183	33	.237	2.48

Notable

- Three time 5A first team All-State and All-Area selection
- Led her team to the 2012 5A state championship
- 2015 and 2016 WCC Pitcher of the Year
- Led her high school to three-straight 1A titles
- NFCA All-Pacific Second Team

Records

Season Highs
Strikeouts 11 vs. Miami (3/3/17)
ERA (min. 4 IP) .00 nine times, last @ LMU (4/8/17)
Innings Pitched 8.0 @ Fresno State (3/11/17)
Opponent Batting Average (min. 4 IP) .063 vs. Nebraska (2/9/17)
Earned Runs 7 vs. Texas A&M (2/25/17)
Hits 8 four times, last @ Utah State (4/5/17)
Walks 8 vs. Texas State (2/17/17)
At Bats 34 @ Fresno State (3/11/17)

Career Highs
Strikeouts 14 four times, last vs. Wisconsin (2/12/16)
ERA (min. 4 IP) .00 37 times, last @ Oregon (3/30/17)
Innings Pitched 12.0 @ San Diego (5/13/16)
Opponent Batting Average (min. 4 IP) .000 twice, last vs. UC Santa Barbara (3/19/16)
Earned Runs 9 vs. Minnesota (2/15/14)
Hits 13 twice, last vs. North Dakota State (5/15/15)
Walks 8 twice, last vs. Texas State (2/17/17)
At Bats 44 @ San Diego (5/14/16)

Season Highlights

- WCC Pitcher of the Week (2/13, 3/6, 3/20, 3/27, 4/3)
- Pitched complete games in upset wins over No. 13 Washington, No. 11/12 Georgia and No. 11/13 Utah
- Named to Puerto Vallarta College Challenge All-Tournament Team
- Became BYU's career leader in strikeouts vs. Miami (Ohio) after throwing 11 Ks
- Broke BYU career wins record with victory over Dartmouth



Ashley Godfrey • 6

5-6 • Sophomore • OF, C • R/R • Buckeye, Arizona • Estrella Foothills HS

Career Stats

Season	GP	GS	AB	R	H	2B	3B	HR	RBI	BB	SO	SB	CS	SF	SH	HBP	AVG	SLG	OBP	PO	A	E	FLD
2015	9	0	7	3	3	0	0	0	0	0	1	0	0	0	0	0	.429	.429	.429	1	0	0	1.000
2017	11	1	6	2	3	0	0	0	2	1	0	1	0	0	0	1	.500	.500	.625	11	2	0	1.000
CAREER	20	1	13	5	6	0	0	0	2	1	1	1	0	0	0	1	.462	.462	.533	12	2	0	1.000

Notable

- Majoring in exercise and wellness
- Arizona Interscholastic Association All-State First Team 2010-12
- Lettered in volleyball and soccer, All-Section Second Team in soccer in 2013-14

Records

Season Highs
At Bats 3 vs. Detroit Mercy (3/3/17)
Runs 1 twice, last vs. Dartmouth (3/24/17)
Hits 3 vs. Detroit Mercy (3/3/17)
RBI 1 twice, last vs. Detroit Mercy (3/3/17)
Walks 1 vs. Miami (3/3/17)
Stolen Bases 1 vs. Nebraska (2/9/17)
Batting Average (min. 3 AB) 1.000 vs. Detroit Mercy (3/3/17)
Slugging Percentage (min. 3 AB) 1.000 vs. Detroit Mercy (3/3/17)

Career Highs
At Bats 3 twice, last vs. Detroit Mercy (3/3/17)
Runs 2 vs. Texas A&M (2/20/15)
Hits 3 vs. Detroit Mercy (3/3/17)
RBI 1 twice, last vs. Detroit Mercy (3/3/17)
Walks 1 vs. Miami (3/3/17)
Stolen Bases 1 vs. Nebraska (2/9/17)
Batting Average (min. 3 AB) 1.000 vs. Detroit Mercy (3/3/17)
Slugging Percentage (min. 3 AB) 1.000 vs. Detroit Mercy (3/3/17)

Season Highlights

- Went a career-best 3/3 vs. Detroit Mercy



Arianna Paulson • 7

5-7 • Junior • P, 1B • R/R • Payson, Arizona • Payson HS

Career Stats

Season	GP	GS	W	L	CG	SHO	SV	IP	H	R	ER	BB	SO	2B	3B	HR	AB	HBP	AVG	ERA
2015	15	5	2	3	1	0	0	36.1	49	45	39	44	34	8	0	0	153	9	.320	7.51
2016	11	1	2	0	1	0	0	23.2	30	31	26	38	30	4	0	4	99	1	.303	7.69
2017	8	3	3	1	1	1	1	21	19	14	13	15	13	3	0	3	79	3	.241	4.33
CAREER	34	9	7	4	3	1	1	81	98	90	78	97	77	15	0	7	331	13	.296	6.74

Notable

- Younger sister Arissa is on the team
- Brother Sterling played rugby at BYU from 2012-14
- Great-grandfather played for the Washington Redskins
- Salutatorian of her high school class
- Also played volleyball and basketball

Records

Season Highs
Strikeouts 3 three times, last vs. Detroit Mercy (3/3/17)
ERA (min. 4 IP) .00 vs. Detroit Mercy (3/3/17)
Innings Pitched 5.0 vs. Detroit Mercy (3/3/17)
Opponent Batting Average (min. 4 IP) .263 vs. Detroit Mercy (3/3/17)
Earned Runs 4 twice, last vs. Maine (3/15/17)
Hits 5 twice, last vs. Maine (3/15/17)
Walks 4 vs. Texas A&M (2/25/17)
At Bats 19 vs. Detroit Mercy (3/3/17)

Career Highs
Strikeouts 7 @ San Diego (5/14/16)
ERA (min. 4 IP) .00 vs. Detroit Mercy (3/3/17)
Innings Pitched 7.0 @ San Diego (5/14/16)
Opponent Batting Average (min. 4 IP) .160 @ San Diego (5/14/16)
Earned Runs 7 vs. Tennessee (2/11/16)
Hits 8 vs. San Jose State (2/5/16)
Walks 9 vs. California (2/6/15)
At Bats 25 @ San Diego (5/14/16)

Season Highlights

- Pitched her first career shutout against Detroit Mercy
- Came in as relief against Sacramento State and pulled out the win



Emilee Erickson • 8

5-10 • Sophomore • C • R/R • Phoenix, Arizona • Sandra Day O'Connor HS

Career Stats

Season	GP	GS	AB	R	H	2B	3B	HR	RBI	BB	SO	SB	CS	SF	SH	HBP	AVG	SLG	OBP	PO	A	E	FLD
2016	31	25	75	11	21	4	0	3	12	4	20	0	1	0	3	3	.280	.453	.341	116	15	2	.985
2017	10	5	16	3	1	0	0	0	0	1	3	0	0	0	0	2	.063	.063	.211	36	1	0	1.000
CAREER	41	30	97	14	22	4	0	3	12	5	23	0	1	0	3	5	.242	.385	.317	152	16	2	.988

Notable

- 21st member of her family to attend BYU
- Brother Brendon played baseball for BYU in 2013
- Captain of her team that won the 2015 Division I State Championship
- Voted Female Athlete of the Year at her high school

Records

Season Highs
At Bats 3 three times, last @ SDSU (3/2/17)
Runs 1 three times, last vs. Detroit Mercy (3/3/17)
Hits 1 vs. Texas State (2/17/17)
RBI --
Walks 1 vs. Detroit Mercy (3/3/17)
Stolen Bases --
Batting Average (min. 3 AB) .000 three times, last @ SDSU (3/2/17)
Slugging Percentage (min. 3 AB) .000 three times, last @ SDSU (3/2/17)

Career Highs
At Bats 4 three times, last @ Utah (3/15/16)
Runs 2 twice, last vs. Santa Clara (5/6/16)
Hits 2 four times, last vs. Santa Clara (5/6/16)
RBI 2 vs. Southern Utah (4/5/16)
Walks 1 five times, last vs. Detroit Mercy (3/3/17)
Stolen Bases --
Batting Average (min. 3 AB) .667 twice, last vs. Santa Clara (5/6/16)
Slugging Percentage (min. 3 AB) 1.667 vs. Santa Clara (5/6/16)

Season Highlights

- Will miss time due to foot injury



Lauren Bell • 9

5-9 • Senior • 2B, SS • L/R • Murray, Utah • Murray HS

Career Stats

Season	GP	GS	AB	R	H	2B	3B	HR	RBI	BB	SO	SB	CS	SF	SH	HBP	AVG	SLG	OBP	PO	A	E	FLD
2014	53	52	161	33	53	4	0	1	8	12	29	5	1	0	4	2	.329	.373	.383	73	94	13	.928
2015	51	51	152	35	50	7	2	2	30	16	23	3	1	3	14	1	.329	.441	.390	102	74	5	.972
2016	54	54	166	43	62	6	1	2	20	20	21	4	0	4	16	1	.373	.458	.435	96	97	13	.937
2017	37	37	111	22	31	6	0	0	16	16	24	3	1	1	5	1	.279	.333	.372	78	43	7	.945
CAREER	195	194	590	133	196	23	3	5	74	64	97	15	3	8	39	5	.332	.407	.397	349	308	38	.945

Notable

- Has a twin brother
- 2012 4A First Team All-State selection by the Deseret News
- Led her team to the playoffs in 2012
- Also played basketball
- 2016 WCC Defensive Player of the Year

Records

Season Highs
At Bats 5 @ Fresno State (3/11/17)
Runs 3 twice, last @ Fresno State (3/11/17)
Hits 4 @ Fresno State (3/11/17)
RBI 2 five times, last @ Utah State (4/5/17)
Walks 2 five times, last @ Utah State (4/5/17)
Stolen Bases 1 three times, last @ Fresno State (3/11/17)
Batting Average (min. 3 AB) 1.000 vs. Nebraska (2/9/17)
Slugging Percentage (min. 3 AB) 1.000 twice, last @ Fresno State (3/11/17)

Career Highs
At Bats 6 @ San Diego (5/13/16)
Runs 4 twice, last vs. Santa Clara (5/6/16)
Hits 4 @ Fresno State (3/11/17)
RBI 4 vs. UTEP (2/14/15)
Walks 3 twice, last vs. LMU (4/9/16)
Stolen Bases 1 15 times, last @ Fresno State (3/11/17)
Batting Average (min. 3 AB) 1.000 four times, last vs. Nebraska (2/9/17)
Slugging Percentage (min. 3 AB) 1.500 twice, last vs. Fresno State (3/18/16)

Season Highlights

- Went 3/3 in season opener vs. Nebraska
- Named to Puerto Vallarta College Challenge All-Tournament Team
- Career-high 4 hits @ Fresno State, 4/5 hitting w/ 3 runs
- Went 3/4 w/ 3 runs and 3 RBI in doubleheader vs. Maine



Arissa Paulson • 10

5-10 • Freshman • P, 1B • R/R • Payson, Arizona • Brightmont Academy

Career Stats

Season	GP	GS	W	L	CG	SHO	SV	IP	H	R	ER	BB	SO	2B	3B	HR	AB	HBP	AVG	ERA
2017	15	11	4	3	4	0	1	53.0	46	25	23	35	50	9	1	1	188	1	.245	3.04
CAREER	15	11	4	3	4	0	1	53.0	46	25	23	35	50	9	1	1	188	1	.245	3.04

Notable

- Older sister Arianna is on the team
- Brother Sterling played rugby at BYU from 2012-14
- Great-grandfather played for the Washington Redskins
- Arizona Gatorade Softball Player of the Year for 2014-15
- Also played soccer and basketball

Records

Season Highs
Strikeouts 8 @ LMU (3/8/17)
ERA (min. 4 IP) 1.00 three times, last @ LMU (4/8/17)
Innings Pitched 7.0 three times, last @ LMU (4/8/17)
Opponent Batting Average (min. 4 IP) .136 @ LMU (4/8/17)
Earned Runs 7 vs. Arizona (2/23/17)
Hits 9 @ UCLA (3/25/17)
Walks 6 twice, last vs. Arizona (2/23/17)
At Bats 24 twice, last vs. Dartmouth (3/24/17)

Career Highs
Strikeouts 8 @ LMU (3/8/17)
ERA (min. 4 IP) 1.00 three times, last @ LMU (4/8/17)
Innings Pitched 7.0 three times, last @ LMU (4/8/17)
Opponent Batting Average (min. 4 IP) .136 @ LMU (4/8/17)
Earned Runs 7 vs. Arizona (2/23/17)
Hits 9 @ UCLA (3/25/17)
Walks 6 twice, last vs. Arizona (2/23/17)
At Bats 24 twice, last vs. Dartmouth (3/24/17)

Season Highlights

- First career win vs. Sacramento State
- WCC Pitcher of the Week (3/13)
- Career-high 8 strikeouts in win @ LMU



Brielle Breland • 12

5-8 • Junior • INF, OF • R/R • Mesa, Arizona • Grand Canyon

Career Stats

Season	GP	GS	AB	R	H	2B	3B	HR	RBI	BB	SO	SB	CS	SF	SH	HBP	AVG	SLG	OBP	PO	A	E	FLD
2017	32	23	64	15	18	3	1	3	13	2	13	3	1	0	3	4	.281	.500	.343	24	1	1	.962
CAREER	32	23	64	15	18	3	1	3	13	2	13	3	1	0	3	4	.281	.500	.343	24	1	1	.962

Notable

- Transfer from Grand Canyon
- Started 22 games and played a total of 36 in 2015 at Grand Canyon
- Led the team in stolen bases in 2015 and the WAC in OBP her two seasons there
- Four-year letterwinner in volleyball in high school

Records

Season Highs
At Bats 3 12 times, last @ LMU (4/8/17)
Runs 2 vs. Maine (3/15/17)
Hits 2 three times, last @ LMU (4/7/17)
RBI 3 vs. Maine (3/15/17)
Walks 2 @ UCLA (3/25/17)
Stolen Bases 1 three times, last vs. Maine (3/15/17)
Batting Average (min. 3 AB) .667 twice, last @ LMU (4/7/17)
Slugging Percentage (min. 3 AB) 2.333 @ LMU (2/7/17)

Career Highs
At Bats 3 12 times, last @ LMU (4/8/17)
Runs 2 vs. Maine (3/15/17)
Hits 2 three times, last @ LMU (4/7/17)
RBI 3 vs. Maine (3/15/17)
Walks 2 @ UCLA (3/25/17)
Stolen Bases 1 three times, last vs. Maine (3/15/17)
Batting Average (min. 3 AB) .667 twice, last @ LMU (4/7/17)
Slugging Percentage (min. 3 AB) 2.333 @ LMU (2/7/17)

Season Highlights

- Went 2/3 w/ 1 run vs. McNeese State
- Had career highs in runs (2) and RBI (3) vs. Maine
- Went 2/3 at LMU with 1 run, 1 HR and 2 RBI



McKenzie St. Clair • 13

5-5 • Senior • OF • R/R • Peoria, Arizona • Sunrise Mountain HS

Career Stats

Season	GP	GS	AB	R	H	2B	3B	HR	RBI	BB	SO	SB	CS	SF	SH	HBP	AVG	SLG	OBP	PO	A	E	FLD
2014	56	54	157	36	55	10	2	5	34	29	20	6	1	1	2	1	.350	.535	.452	86	82	10	.944
2015	52	50	132	32	40	6	1	4	29	21	30	3	1	5	6	2	.303	.455	.394	44	13	5	.919
2016	50	47	125	15	22	3	0	6	21	16	22	3	0	0	3	1	.176	.344	.275	80	63	13	.917
2017	18	13	33	4	5	2	0	0	3	5	9	1	0	0	0	1	.152	.212	.282	7	1	0	1.000
CAREER	176	164	447	87	122	21	3	15	87	71	81	13	2	6	11	5	.273	.434	.374	217	159	28	.931

Notable


- Redshirt senior (redshirted in 2013)
- Graduated in top 10 percent of her HS class
- Lone Peak HS offensive MVP her freshman year
- Also played basketball

Records

Season Highs
At Bats 4 vs. LIU Brooklyn (2/24/17)
Runs 1 four times, last vs. Boston U (3/4/17)
Hits 2 vs. LIU Brooklyn (2/24/17)
RBI 2 vs. LIU Brooklyn (2/24/17)
Walks 2 vs. Detroit Mercy (3/3/17)
Stolen Bases 1 vs. Dartmouth (3/24/17)
Batting Average (min. 3 AB) .500 vs. LIU Brooklyn (2/24/17)
Slugging Percentage (min. 3 AB) .750 vs. LIU Brooklyn (2/24/17)

Career Highs
At Bats 5 @ Saint Mary's (4/3/15)
Runs 3 three times, last vs. Pacific (4/10/15)
Hits 3 five times, last @ Utah State (3/31/15)
RBI 4 twice, last vs. San Diego (4/24/15)
Walks 2 11 times, last vs. Detroit Mercy (3/3/17)
Stolen Bases 2 vs. UVU (5/6/14)
Batting Average (min. 3 AB) 1.000 vs. East Carolina (2/7/14)
Slugging Percentage (min. 3 AB) 1.667 three times, last vs. Utah State (4/13/16)

Season Highlights



Alexa Strid • 16

5-8 • Junior • SS • R/R • Stephens City, Virginia • Karl Maeser Academy

Career Stats

Season	GP	GS	AB	R	H	2B	3B	HR	RBI	BB	SO	SB	CS	SF	SH	HBP	AVG	SLG	OBP	PO	A	E	FLD
2015	49	47	115	23	26	5	0	2	12	12	17	3	1	0	6	4	.226	.322	.321	58	75	15	.899
2016	47	44	122	20	40	7	2	5	21	16	16	1	0	3	3	1	.328	.541	.401	30	14	3	.936
2017	37	37	106	14	29	6	1	3	16	7	12	2	0	1	6	0	.274	.434	.316	52	58	5	.957
CAREER	133	128	343	57	95	18	3	10	49	35	45	6	1	4	15	5	.277	.434	.349	140	147	23	.926

Notable

- Redshirt junior (redshirted in 2014)
- Led the Georgia East Cobb Bullets to a top 5 finish at the 2013 18-U Premier Nationals
- All-WCC First Team in 2016

Records

Season Highs
At Bats 4 six times, last @ LMU (4/8/17)
Runs 2 three times, last vs. Dartmouth (3/24/17)
Hits 3 vs. Sacramento State (3/10/17)
RBI 4 vs. Detroit Mercy (3/3/17)
Walks 2 vs. Detroit Mercy (3/3/17)
Stolen Bases 1 twice, last @ OSU (4/1/17)
Batting Average (min. 3 AB) .750 vs. Sacramento State (3/10/17)
Slugging Percentage (min. 3 AB) 2.000 vs. Detroit Mercy (3/3/17)

Career Highs
At Bats 5 twice, last @ San Diego (5/13/16)
Runs 2 10 times, last vs. Dartmouth (3/24/17)
Hits 3 twice, last vs. Sacramento State (3/10/16)
RBI 4 vs. Detroit Mercy (3/3/17)
Walks 2 seven times, last vs. Detroit Mercy (3/3/17)
Stolen Bases 2 @ Santa Clara (5/2/15)
Batting Average (min. 3 AB) 1.000 vs. Harvard (3/17/16)
Slugging Percentage (min. 3 AB) 2.000 vs. Detroit Mercy (3/3/17)

Season Highlights

- Notched a career-high 4 RBI vs. Detroit Mercy
- Tied her career-high 3 hits vs. Sacramento State
- Went 2/3 with 2 runs and 2 RBI vs. Maine
- Tallied 2 hits, 2 runs and a homer against Dartmouth



Caitlyn Larsen Aildredge • 18

5-10 • Junior • 3B, OF • R/R • Centerville, Utah • Viewmont HS

Career Stats

Season	GP	GS	AB	R	H	2B	3B	HR	RBI	BB	SO	SB	CS	SF	SH	HBP	AVG	SLG	OBP	PO	A	E	FLD
2015	17	5	26	5	5	0	0	1	4	1	8	0	0	0	1	1	.192	.308	.250	13	12	2	.926
2016	52	48	128	12	32	4	1	2	15	16	33	2	1	2	1	2	.250	.344	.338	55	3	4	.935
2017	37	37	89	23	29	9	1	5	20	16	15	3	1	2	3	1	.326	.618	.426	39	75	3	.974
CAREER	106	90	243	40	66	13	2	8	39	33	56	5	2	4	5	4	.272	.440	.363	107	90	9	.956

Notable

- Only married player on this year's roster
- Brother Biss Larsen played baseball for Utah
- Lettered all four years in softball and basketball

Records

Season Highs
At Bats 4 twice, last vs. LIU Brooklyn (2/24/17)
Runs 3 @ OSU (3/31/17)
Hits 3 @ UCLA (3/25/17)
RBI 3 twice, last vs. Nevada (2/17/17)
Walks 2 twice, last @ OSU (3/31/17)
Stolen Bases 1 three times, last vs. Dartmouth (3/24/17)
Batting Average (min. 3 AB) 1.000 @ UCLA (3/25/17)
Slugging Percentage (min. 3 AB) 2.000 @ LMU (4/7/17)

Career Highs
At Bats 5 vs. Mount St. Mary's (3/3/16)
Runs 3 @ OSU (3/31/17)
Hits 3 twice, last @ UCLA (3/25/17)
RBI 4 vs. Hawaii (2/18/16)
Walks 3 @ Utah (3/15/16)
Stolen Bases 1 five times, last vs. Dartmouth (3/24/17)
Batting Average (min. 3 AB) 1.000 twice, last @ UCLA (3/25/17)
Slugging Percentage (min. 3 AB) 2.000 @ LMU (4/7/17)

Season Highlights

- Game-winning RBI double vs. No. 13 Washington
- Went 2/4 with 3 RBI and a home run vs. Hawai'i
- Had 2 homers, 2 runs on 3/5 effort in doubleheader vs. Wagner
- Went 3/3 @ No. 15/16 UCLA
- Career-high 3 runs @ Oregon State
- WCC Player of the Week (4/3)



Libby Sugg • 21

5-7 • Sophomore • C • R/R • Franklin, Tennessee • Franklin HS

Career Stats

Season	GP	GS	AB	R	H	2B	3B	HR	RBI	BB	SO	SB	CS	SF	SH	HBP	AVG	SLG	OBP	PO	A	E	FLD
2016	57	57	163	30	52	10	1	18	58	37	33	0	1	1	0	1	.319	.724	.446	228	15	4	.987
2017	36	35	101	14	32	7	0	8	34	11	18	3	0	1	4	1	.317	.624	.386	190	15	1	.995
CAREER	93	92	264	44	84	17	1	26	92	48	51	3	1	2	4	2	.318	.686	.424	478	30	5	.990

Notable

- Only the 2nd Cougar softball player out of Tennessee
- Won two ASA/USA National Championships with Tennessee Fury 97
- Only player to start every game in 2016
- Hit a grand slam against Saint Mary's in 2016

Records

Season Highs
At Bats 4 five times, last @ Utah State (4/5/17)
Runs 2 three times, last vs. Utah (3/22/17)
Hits 3 vs. Washington (2/10/17)
RBI 5 vs. Nebraska (2/9/17)
Walks 2 @ UCLA (3/25/17)
Stolen Bases 1 three times, last vs. Detroit Mercy (3/3/17)
Batting Average (min. 3 AB) 1.000 vs. Washington (2/10/17)
Slugging Percentage (min. 3 AB) 2.667 vs. Utah (3/22/17)

Career Highs
At Bats 4 22 times, last @ Utah State (4/5/17)
Runs 2 nine times, last vs. Utah (3/22/17)
Hits 3 three times, last vs. Washington (2/10/17)
RBI 5 twice, last vs. Nebraska (2/9/17)
Walks 3 vs. Santa Clara (5/7/16)
Stolen Bases 1 three times, last vs. Detroit Mercy (3/3/17)
Batting Average (min. 3 AB) 1.000 twice, last vs. Washington (2/10/17)
Slugging Percentage (min. 3 AB) 2.667 vs. Utah (3/22/17)

Season Highlights

- Had 5 RBI vs. Nebraska
- Went 3/3 in win over No. 13 Washington
- Named to Puerto Vallarta College Challenge All-Tournament Team
- College Sports Madness Conference Player of the Week (2/14)
- Hit a grand slam vs. Boston U
- WCC Player of the Week (3/6)
- Had 4 RBI vs. Sacramento State on 2/3 hitting
- A pair of two-run homers in win over No. 11/13 Utah



Madison Merrell • 22

5-9 • Junior • OF • R/R • Queen Creek, Arizona • Queen Creek HS

Career Stats

Season	GP	GS	AB	R	H	2B	3B	HR	RBI	BB	SO	SB	CS	SF	SH	HBP	AVG	SLG	OBP	PO	A	E	FLD
2015	17	8	27	7	6	1	1	1	2	2	4	3	0	0	0	2	.222	.444	.323	19	7	3	.897
2016	49	39	121	21	36	7	1	4	27	9	16	2	1	1	2	1	.298	.471	.348	31	1	2	.941
2017	20	11	34	7	6	2	0	0	2	3	8	2	0	0	1	0	.176	.235	.243	13	2	1	.938
CAREER	86	58	182	35	48	10	2	5	31	14	28	7	1	1	3	3	.264	.423	.325	63	10	6	.924

Notable

- Won back-to-back national titles in 2012 and 2013 with the Queen Creek Ladycats
- Athlete and Player of the Year in 4A division in 2014
- Also played volleyball

Records

Season Highs
At Bats 3 eight times, last @ UCLA (3/25/17)
Runs 1 seven times, last @ OSU (4/1/17)
Hits 2 vs. Miami (3/3/17)
RBI 1 twice, last vs. Boston U (3/4/17)
Walks 1 three times, last vs. Maine (3/15/17)
Stolen Bases 1 twice, last vs. Sacramento State (3/11/17)
Batting Average (min. 3 AB) .333 three times, last @ UCLA (3/25/17)
Slugging Percentage (min. 3 AB) .333 three times, last @ UCLA (3/25/17)

Career Highs
At Bats 4 12 times, last @ San Diego (5/14/16)
Runs 2 four times, last vs. Santa Clara (5/7/16)
Hits 3 four times, last vs. UTEP (3/4/16)
RBI 4 vs. UC Santa Barbara (3/19/16)
Walks 2 vs. Southern Illinois (2/27/15)
Stolen Bases 1 seven times, last vs. Sacramento State (3/11/17)
Batting Average (min. 3 AB) 1.000 vs. UTEP (3/4/16)
Slugging Percentage (min. 3 AB) 2.333 vs. UTEP (3/4/16)

Season Highlights

- (No specific highlights listed for Madison Merrell in this section)



Olivia Sanchez • 24

5-7 • Sophomore • P, 1B • R/R • Murrieta, California • Murrieta Valley HS

Career Stats

Season	GP	GS	W	L	CG	SHO	SV	IP	H	R	ER	BB	SO	2B	3B	HR	AB	HBP	AVG	ERA
2016	23	14	7	8	5	2	0	91	107	61	44	40	49	27	1	11	370	7	.289	3.38
2017	5	0	0	0	0	0	0	8	12	11	10	4	1	1	0	3	37	0	.324	8.75
CAREER	28	14	7	8	5	2	0	99	119	72	54	44	50	28	1	14	407	7	.292	3.82

Notable

- Cousin of former BYU softball outfielder Monica Gonzales (2006-09)
- High school team was back-to-back league champions in 2013 and 2014
- Scholar athlete in 2012, 2013, 2015
- Southwestern League MVP in 2013 and 2015

Records

Season Highs

Strikeouts 1 vs. LIU Brooklyn (2/24/17)

ERA (min. 4 IP) --

Innings Pitched 2.2 vs. Oklahoma (2/9/17)

Opponent Batting Average (min. 4 IP) --

Earned Runs 3 twice, last vs. LIU Brooklyn (2/24/17)

Hits 4 vs. Oklahoma (2/9/17)

Walks 1 four times, last @ Fresno State (3/10/17)

At Bats 12 vs. Oklahoma (2/9/17)

Career Highs

Strikeouts 6 twice, last @ Texas (4/2/16)

ERA (min. 4 IP) .00 seven times, last vs. Nebraska (5/20/16)

Innings Pitched 7.0 vs. Creighton (2/13/16)

Opponent Batting Average (min. 4 IP) .050 twice, last vs. Nebraska (5/20/16)

Earned Runs 6 vs. Missouri (2/27/16)

Hits 14 vs. Missouri (2/27/16)

Walks 6 vs. Missouri (2/27/16)

At Bats 31 vs. Missouri (2/27/16)

Season Highlights



Lexi Tarrow • 26

5-8 • Sophomore • OF • L/R • Olympia, Washington • A.G. West Black Hills HS

Career Stats

Season	GP	GS	AB	R	H	2B	3B	HR	RBI	BB	SO	SB	CS	SF	SH	HBP	AVG	SLG	OBP	PO	A	E	FLD
2016	42	31	89	22	23	3	1	0	6	7	20	5	0	0	3	2	.258	.315	.327	12	2	1	.933
2017	36	35	95	22	35	2	2	1	17	19	18	4	1	0	2	1	.368	.463	.478	16	1	0	1.000
CAREER	78	66	184	44	58	5	3	1	23	26	38	9	1	0	5	3	.315	.391	.408	28	3	1	.969

Notable

- Full name is Lexi
- Two-year all-area and all-league player in the 2A Evergreen Conference
- Lettered in basketball, earning the defense award in the 2014-15 season
- Took third at nationals with the Washington Explosion 18 Gold Team

Records

Season Highs

At Bats 4 four times, last @ UCLA (3/25/17)

Runs 2 six times, last @ LMU (4/7/17)

Hits 3 @ Fresno State (3/11/17)

RBI 3 vs. Maine (3/15/17)

Walks 2 twice, last vs. Boston U (3/4/17)

Stolen Bases 1 three times, last vs. Wagner (3/16/17)

Batting Average (min. 3 AB) .750 @ Fresno State (3/11/17)

Slugging Percentage (min. 3 AB) 1.333 vs. Nevada (2/17/17)

Career Highs

At Bats 4 10 times, last @ UCLA (3/25/17)

Runs 2 nine times, last @ LMU (4/7/17)

Hits 3 @ Fresno State (3/11/17)

RBI 3 vs. Maine (3/15/17)

Walks 2 twice, last vs. Boston U (3/4/17)

Stolen Bases 2 vs. Creighton (2/13/16)

Batting Average (min. 3 AB) .750 @ Fresno State (3/11/17)

Slugging Percentage (min. 3 AB) 1.333 vs. Nevada (2/17/17)

Season Highlights

- Hit first career home run vs. Nevada
- WCC Player of the Week (2/27)
- Had a career-high 3 hits @ Fresno State on 3/4 hitting
- Career-high 3 RBI on 2/3 hitting with 2 runs vs. Maine



Allie Hancock • 27

5-10 • Sophomore • OF • R/R • Gilbert, Arizona • Basha HS

Career Stats

Season	GP	GS	AB	R	H	2B	3B	HR	RBI	BB	SO	SB	CS	SF	SH	HBP	AVG	SLG	OBP	PO	A	E	FLD
2016	18	2	10	6	1	0	0	0	1	3	4	3	0	0	0	0	.100	.100	.308	3	0	0	1.000
2017	12	6	12	2	1	0	0	1	2	4	4	0	0	0	0	4	.083	.333	.450	4	1	0	1.000
CAREER	30	8	22	8	2	0	0	1	3	7	8	3	0	0	0	4	.091	.227	.394	7	1	0	1.000

Notable

- Set the home run record at Basha HS in 2015 with 14 home runs (3rd in state)
- 2015 District Player of the Year
- Division I state runner up in 2012
- Won back-to-back national titles in 2012 and 2013 with the Lady Cats

Records

Season Highs

At Bats 3 @ Fresno State (3/11/17)

Runs 1 twice, last vs. Detroit Mercy (3/3/17)

Hits 1 vs. Nevada (2/17/17)

RBI 2 vs. Nevada (2/17/17)

Walks 1 four times, last vs. Wagner (3/16/17)

Stolen Bases --

Batting Average (min. 3 AB) .000 @ Fresno State (3/11/17)

Slugging Percentage (min. 3 AB) .000 @ Fresno State (3/11/17)

Career Highs

At Bats 4 @ San Diego (5/14/16)

Runs 1 eight times, last vs. Detroit Mercy (3/3/17)

Hits 1 twice, last vs. Nevada (2/17/17)

RBI 2 vs. Nevada (2/17/17)

Walks 2 vs. Robert Morris (2/20/16)

Stolen Bases 2 vs. Robert Morris (2/20/16)

Batting Average (min. 3 AB) .250 @ San Diego (5/14/16)

Slugging Percentage (min. 3 AB) .250 @ San Diego (5/14/16)

Season Highlights

- Hit first career home run vs. Nevada



Kerisa Viramontes • 33

5-5 • Freshman • P • R/R • Norco, California • Norco HS

Career Stats

Season	GP	GS	W	L	CG	SHO	SV	IP	H	R	ER	BB	SO	2B	3B	HR	AB	HBP	AVG	ERA
2017	8	4	1	2	1	1	0	19	22	14	14	8	13	3	0	2	75	3	.293	5.16
CAREER	8	4	1	2	1	1	0	19	22	14	14	8	13	3	0	2	75	3	.293	5.16

Notable

- Older brother Victor plays football at Cal
- First freshman to start the CIF Southern Section Division I Title game since 2006
- All-Inland First Team as a freshman

Records

Season Highs

Strikeouts 3 vs. Nevada (2/17/17)

ERA (min. 4 IP) .00 vs. Nevada (2/17/17)

Innings Pitched 5.0 vs. Nevada (2/17/17)

Opponent Batting Average (min. 4 IP) .000 vs. Nevada (2/17/17)

Earned Runs 4 vs. McNeese State (3/2/17)

Hits 5 vs. McNeese State (3/2/17)

Walks 3 vs. McNeese State (3/2/17)

At Bats 16 vs. McNeese State (3/2/17)

Career Highs

Strikeouts 3 vs. Nevada (2/17/17)

ERA (min. 4 IP) .00 vs. Nevada (2/17/17)

Innings Pitched 5.0 vs. Nevada (2/17/17)

Opponent Batting Average (min. 4 IP) .000 vs. Nevada (2/17/17)

Earned Runs 4 vs. McNeese State (3/2/17)

Hits 5 vs. McNeese State (3/2/17)

Walks 3 vs. McNeese State (3/2/17)

At Bats 16 vs. McNeese State (3/2/17)

Season Highlights

- Threw a no-hitter in her collegiate debut vs. Nevada
- WCC Pitcher of the Week (2/20)

2017 BYU SOFTBALL

INDIVIDUAL GAME AND SEASON RECORDS-17

Individual Game Records

At Bats

No.	Name	Date
8	Kate Walker vs. Colorado State	04/05/02
7	Brooke Cadiente vs. Colorado State	04/05/02
7	Lauren Watson-Perry vs. Colorado State	04/05/02
6	Gordy Bravo at San Diego	05/13/16
6	Lauren Bell at San Diego	05/13/16

Seven more players with 6

Hits

No.	Name	Date
5	Ashley Thompson vs. Pacific	04/10/15
5	Jessica Purcell-Fitu vs. Cal State Northridge	02/19/11
4	Lauren Bell vs. Sacramento State	03/11/17
4	Rylee Jensen vs. Nebraska	02/09/17
4	Ashley Thompson vs. Saint Mary's	04/22/16

29 more players with 4

Doubles

No.	Name	Date
3	Rylee Jensen vs. Nevada	02/17/17
3	Ashlee Robinson vs. Portland State	02/14/14
3	Katie Manuma vs. Seattle	02/13/14
3	JC Clayton vs. Utah	04/10/10
3	Jessica Purcell-Fitu vs. Sacramento State	03/19/09
3	Andrea Ramirez vs. DePaul	03/23/06

Home Runs

No.	Name	Date
3	Angeline Quiocho at UNLV	05/07/10

Two more players with 3

RBI

No.	Name	Date
8	Daniela Urincho-Snow at UVU	04/16/08
7	Katie Manuma vs. Seattle	02/13/14
7	Jessica Purcell-Fitu vs. UNLV	04/29/11
7	Jessica Purcell-Fitu at Utah	04/11/09
7	Jessica Purcell-Fitu vs. SUU	04/14/09
7	Ianeta Le'i vs. Utah	04/24/04
6	Ashley Thompson vs. Pacific	04/10/15

12 more players with 6

Walks

No.	Name	Date
6	Oli Keohohou vs. Utah	05/12/01
4	Jessica Dugas at UVU	05/02/12

Four more players with 4

Runs

No.	Name	Date
5	Daniela Urincho-Snow at UVU	04/16/08
4	Lauren Bell vs. Santa Clara	05/06/16
4	Lauren Bell vs. UC Santa Barbara	02/19/15

16 more players with 4

Stolen Bases

No.	Name	Date
4	JC Clayton vs. San Diego	03/23/13
3	Ashley Thompson vs. Miami (Ohio)	03/03/17
3	Krystle Chamberlain vs. New Mexico	04/16/05
3	Debbie Dodds vs. New Mexico	04/30/04
3	Lindsey Hodgen-Kelly at Utah State	03/21/01
2	Ashley Thompson vs. Mount St. Mary's	03/03/16

60 more players with 2

Strikeouts

No.	Name	Date
14	McKenna Bull vs. Wisconsin	02/12/16
14	McKenna Bull at Saint Mary's	04/03/15
14	McKenna Bull vs. Maryland	02/19/15
14	McKenna Bull vs. Valparaiso	03/14/14
14	Christina Gwyn-Trice vs. Campbell	05/16/08
14	Christina Gwyn-Trice vs. UNLV	04/26/08
14	Summer Tobias vs. New Mexico	05/13/05
13	Tori Almond vs. Seattle	02/08/13
13	Paige Affleck at Hawaii	03/17/11
13	Christina Gwyn-Trice vs. SUU	02/07/08

Innings Pitched

No.	Name	Date
16.0	Niki Andersen vs. Colorado	04/05/02
12.0	McKenna Bull at San Diego	05/13/16
12.0	Maryon DeWitt-Wallentine at Utah	05/06/00
10.0	Christie Zinanti vs. Ball State	03/14/09
10.0	Summer Tobias vs. New Mexico	05/13/05

No-Hitters

Name	Date
Kerisa Viramontes vs. Nevada	02/17/17
McKenna Bull vs. UC Santa Barbara	03/19/16
McKenna Bull vs. San Jose State	02/11/16

16 other no-hitters

Perfect Game

Name	Date
Hannah Howell vs. Loyola Marymount	04/13/13
Summer Tobias vs. UVU	03/30/05

Triple Plays

Name	Date
Coco Tau'ali/ McKenzie St. Clair /Katie Manuma	02/20/14
Ashlee Robinson/Stacie Toney/Katie Manuma	05/17/12

Individual Single Season

Batting Average

No.	Name	Year
.458	Oli Keohohou	2001
.444	Gordy Bravo	2015
.435	Lacy Hofstedt	2015

2017 Leader: .368, Lexi Tarrow

At Bats

No.	Name	Year
206	Ianeta Le'i	2006
201	JC Clayton	2013
199	Cortney Nix Clark	2007

2017 Leader: 111, Lauren Bell

Runs

No.	Name	Year
76	Angeline Quiocho	2010
70	Oli Keohohou	2001
58	Oli Keohohou	2003

2017 Leader: 27, Ashley Thompson

Hits

No.	Name	Year
85	Ianeta Le'i	2006
82	Jennifer Whiteley	2007
80	JC Clayton	2010

2017 Leader: 35, Lexi Tarrow

Home Runs

No.	Name	Year
28	Angeline Quiocho	2010
23	Jodi Norton	2007
21	Oli Keohohou	2001
20	Ianeta Le'i	2006
20	Oli Keohohou	2003
19	Andrea Ramirez	2010
18	Four players, most recently Libby Sugg	2016

2017 Leader: 8, Libby Sugg

RBI

No.	Name	Year
90	Angeline Quiocho	2010
88	Delaney Willard	2012
83	Jessica Purcell Fitu	2009
82	Ianeta Le'i	2006
66	Andrea Ramirez	2010
66	Daniela Urincho-Snow	2008
64	Jessica Purcell Fitu	2011
60	Oli Keohohou	2001
59	Jodi Norton	2007
58	Libby Sugg	2016

2017 Leader: 34, Libby Sugg

Stolen Bases

No.	Name	Year
25	Lacey Hofstedt	2013
25	Lacey Hofstedt	2015
20	Lindsey Hodgen Kelly	2001
20	Lindsey Hodgen Kelly	2000
17	JC Clayton	2013
16	Monica Gonzales	2008
15	Angeline Quiocho	2007
14	Lacey Hofstedt	2011
14	Liz Smith Vander Linden	2002
13	Five players, last Ashley Thompson	2015

2017 Leader: 12, Ashley Thompson

Walks

No.	Name	Year
73	Oli Keohohou	2001
67	Oli Keohohou	2002
60	Oli Keohohou	2003

50	Ashlyn Russell	2006
45	Kristin Delahoussaye	2008
42	Kristin Delahoussaye	2011
37	Libby Sugg	2016
37	Ashley Thompson	2014

2017 Leader: 19, Lexi Tarrow

On-Base Percentage

No.	Name	Year
.636	Oli Keohohou	2001
.619	Oli Keohohou	2002
.609	Oli Keohohou	2003
.510	Gordy Bravo	2015
.506	Kristin Delahoussaye	2008
.505	Delaney Willard	2012
.498	Angeline Quiocho	2010
.490	Ashley Thompson	2016

2017 Leader: .478, Lexi Tarrow

Slugging Percentage

No.	Name	Year
1.016	Oli Keohohou	2003
.993	Oli Keohohou	2001
.956	Angeline Quiocho	2010
.891	Oli Keohohou	2002
.859	Delaney Willard	2012
.807	Jessica Purcell Fitu	2009
.786	Ianeta Le'i	2006
.776	Daniela Urincho Snow	2008
.766	Jodi Norton	2007
.733	Ashley Thompson	2016
.724	Libby Sugg	2016

2017 Leader: .624, Libby Sugg

Wins

No.	Name	Year
34	McKenna Bull	2015
32	Paige Affleck	2010
27	McKenna Bull	2016

2017 Leader: 19, McKenna Bull

Losses

No.	Name	Year
16	Maryon DeWitt Wallentine	2001
14	Hannah Howell	2013
14	Meghann Pricer	2000
13	McKenna Bull	2016

2017 Leader: 4, McKenna Bull

Complete Games

No.	Name	Year
31	McKenna Bull	2016
29	McKenna Bull	2015
24	Paige Affleck	2011

2017 Leader: 17, McKenna Bull

Shutouts

No.	Name	Year
10	McKenna Bull	2016
8	McKenna Bull	2015
8	Summer Tobias	2008

2017 Leader: 7, McKenna Bull

Saves

No.	Name	Year
7	McKenna Bull	2014
4	Katie Manuma	2013
4	Hannah Howell	2010
4	Paige Affleck	2009
3	Four players, most recently McKenna Bull	2016

2017 Leader: 1, McKenna Bull and Arianna Paulson

Innings Pitched

No.	Name	Year
263.2	McKenna Bull	2016
257.1	McKenna Bull	2015
247.1	Paige Affleck	2010

2017 Leader: 139.0, McKenna Bull

Strikeouts

No.	Name	Year
286	McKenna Bull	2016
256	McKenna Bull	2015
245	Christina Gwyn Trice	2008
234	Paige Affleck	2011
222	Paige Affleck	2010
213	Paige Affleck	2009
207	Christie Zinanti	2009
206	McKenna Bull	2014

2017 Leader: 151, McKenna Bull

Individual Career Records

Batting Average		
No.	Name	Years Played
.436	Oli Keohohou	2001-03
.398	JC Clayton	2010-13
.382	Angeline Quiocho	2007-10
.368	Gordy Bravo	2013-16
.367	Ianeta Le'i	2003-06
.363	Andrea Ramirez	2006-10
.359	Sydney Broderick	2014-15
.355	Jessica Purcell Fitu	2008-11
.342	Lauren Watson Perry	2002-05

At Bats		
No.	Name	Years Played
759	JC Clayton	2010-13
706	Kristin Delahoussaye	2008-11
704	Jessica Purcell Fitu	2008-11

Active leader: 590, Lauren Bell

Runs		
No.	Name	Years Played
215	Angeline Quiocho	2007-10
198	Kristin Delahoussaye	2008-11
191	JC Clayton	2010-13

Active leader: 133, Lauren Bell

Hits		
No.	Name	Years Played
302	JC Clayton	2010-13
265	Angeline Quiocho	2007-10
250	Jessica Purcell Fitu	2008-11

Active leader: 196, Lauren Bell

Home Runs		
No.	Name	Years Played
66	Angeline Quiocho	2007-10
59	Oli Keohohou	2001-03
50	Jessica Purcell Fitu	2008-11

Active leader: 32, Ashley Thompson

RBI		
No.	Name	Years Played
235	Jessica Purcell Fitu	2008-11
206	Ianeta Le'i	2003-06
201	Angeline Quiocho	2007-10

Active leader: 146, Ashley Thompson

Stolen Bases		
No.	Name	Years Played
79	Lacey Hofstedt	2011-15
47	JC Clayton	2010-13
45	Angeline Quiocho	2007-10
40	Lindsey Hodgen Kelly	2000-01
40	Ashley Thompson	2014-pres.
35	Liz Smith Vander Linden	2000-02
34	Jessica Dugas	2009-12
33	Krystie Chamberlain	2004-06
31	Kristin Delahoussaye	2008-11

Walks		
No.	Name	Years Played
200	Oli Keohohou	2001-03
144	Kristin Delahoussaye	2008-11
115	Ashley Thompson	2014-pres.
105	Ashlyn Russell	2003-05
99	Ianeta Le'i	2003-06

On-Base Percentage		
%	Name	Years Played
.622	Oli Keohohou	2001-03
.454	JC Clayton	2010-13
.454	Angeline Quiocho	2007-10

Slugging Percentage		
%	Name	Years Played
.968	Oli Keohohou	2001-03
.747	Angeline Quiocho	2007-10
.654	Ianeta Le'i	2003-06
.652	Jessica Purcell Fitu	2008-11
.626	Jodi Norton	2004-07
.613	Delaney Willard	2009-12
.604	Andrea Ramirez	2006-10
.582	Daniela Urincho Snow	2005-08
.573	Sydney Broderick	2014-15

Wins		
No.	Name	Years Played
96	McKenna Bull	2014-pres.
91	Paige Affleck	2008-11
63	Christie Zinanti	2007-10

Losses		
No.	Name	Years Played
35	McKenna Bull	2014-pres.
34	Paige Affleck	2008-11
27	Christie Zinanti	2007-10

Complete Games		
No.	Name	Years Played
87	McKenna Bull	2014-pres.
74	Paige Affleck	2008-11
43	Christie Zinanti	2007-10

Shutouts		
No.	Name	Years Played
28	McKenna Bull	2014-pres.
20	Paige Affleck	2008-11
15	Christie Zinanti	2007-10

Saves		
No.	Name	Years Played
12	McKenna Bull	2014-pres.
8	Hannah Howell	2010-13
7	Paige Affleck	2008-11

Innings Pitched		
No.	Name	Years Played
833.1	McKenna Bull	2014-pres.
803.1	Paige Affleck	2008-11
572.2	Christie Zinanti	2007-10

Strikeouts		
No.	Name	Years Played
899	McKenna Bull	2014-pres.
803	Paige Affleck	2008-11
524	Christie Zinanti	2007-10

Team Single Game		
At Bats		
No.	Game	Date
58	vs. Colorado State	04/05/02
44	at Utah	05/06/00
42	at San Diego	05/13/16
42	at Utah	04/24/04

Hits		
No.	Game	Date
26	at Utah Valley	04/16/08
21	vs. Cal State Fullerton	02/20/10
21	Southern Utah	04/19/05
20	at Southern Utah	05/04/10
20	vs. Illinois	03/18/05

Doubles		
No.	Game	Date
7	Southern Utah	04/05/16
7	at Sacramento State	03/19/09
6	at Southern Utah	03/25/08
6	at Utah	04/02/05
5	vs. Cal State Fullerton	02/20/10

Triples		
No.	Game	Date
3	vs. Central Connecticut State	03/19/04
3	at UNLV	04/19/03
3	Utah State	03/15/03
3	vs. Northern Iowa	03/09/01
2	vs. Fresno State	03/18/16

Home Runs		
No.	Game	Date
10	at Utah Valley	04/16/08
5	Southern Utah	04/07/10

Walks		
No.	Game	Date
13	vs. Southern Utah	01/31/03
12	vs. Utah State	04/13/12
11	vs. Detroit Mercy	03/03/17

Three more games with 11

Runs		
No.	Game	Date
22	at Utah Valley	04/16/08
21	vs. Utah Valley	02/04/05
20	at Southern Utah	05/04/10
20	vs. Texas Southern	03/25/08

Runs in a Single Inning		
No.	Game	Date
12	at Southern Utah	03/25/08
11	vs. Saint Mary's	05/03/13
11	vs. Cal State Northridge	02/17/12
10	New Mexico	04/29/06
10	vs. Utah Valley	02/04/05
10	at San Diego	03/10/01
9	at UNLV	04/14/11

Stolen Bases		
No.	Game	Date
7	at Santa Clara	03/24/00
6	vs. Robert Morris	02/20/16
6	at San Diego	03/23/13
5	vs. Southern Illinois	02/27/15

Strikeouts		
No.	Game	Date
15	at Fresno State	03/05/09
14	vs. Wisconsin	02/11/16
14	at Saint Mary's	04/03/15
14	vs. Maryland	02/19/15
14	vs. Campbell	05/16/08
14	vs. UNLV	04/26/08
14	vs. New Mexico	05/13/05
13	at Utah Valley	04/06/13

Four more games with 13

Team Single Season)

Batting Average		
No.	Year	Walks
.338	2010	No.
.328	2015	235
.325	2008	233
.320	2009	225
.315	2012	211
.313	2007	209
		202

At Bats		
No.	Year	Runs
1735	2006	No.
1718	2008	406
1705	2007	375
1633	2010	368
1620	2012	360
1609	2009	356
		354

Hits		
No.	Year	Slugging Percentage
558	2008	No.
538	2006	.559
534	2007	.542
522	2010	.527
515	2009	.510
510	2012	.507
		.488

Home Runs		
No.	Year	Stolen Bases
87	2007	No.
84	2010	89
82	2008	76
68	2005	69
63	2006	67
60	2000	59
		58

RBI		
No.	Year	Strikeouts
385	2010	No.
354	2004	488
345	2008	420
342	2006	366
327	2007	379
318	2011	365
		360

Total Bases		
No.	Year	Strikeouts
931	2008	No.
913	2010	488
899	2007	420
812	2006	366
788	2005	379
770	2009	365

Bold: on this year's roster

More on records can be found at byucougars.com/w-softball/