

BYU SOFTBALL

Kimberlie Haner, BYU Athletic Communications | O: (801) 422-9768 | C: (503) 758-9698 | softball_sid@byu.edu | twitter: @byusoftball

MWC Champions 2001	MWC Champions 2005	MWC Champions 2007	MWC Champions 2009	MWC Champions 2010	MWC Champions 2011	WAC Champions 2012	PCSC Champions 2013	WCC Champions 2014	WCC Champions 2015	WCC Champions 2016	NCAA Regionals 13 appearances 12 straight '05-'16
---------------------------	---------------------------	---------------------------	---------------------------	---------------------------	---------------------------	---------------------------	----------------------------	---------------------------	---------------------------	---------------------------	--

BYU 2017 SCHEDULE

Puerto Vallarta College Challenge (Puerto Vallarta, Mexico)

2/9 Thu	Nebraska	W, 12-1 (5)	ESPN3
2/9 Thu	Oklahoma	L, 1-7	
2/10 Fri	Washington	W, 4-2	
2/11 Sat	Auburn	L, 0-3	

DeMarini Desert Classic (Las Vegas, Nevada)

2/16 Thu	Hawai'i	W, 7-5	
2/17 Fri	Texas State	W, 5-3	
2/17 Fri	Nevada	W, 8-0 (5)	
2/18 Sat	San Jose State	Canceled	
2/18 Sat	Northern Iowa	Canceled	

Mary Nutter Collegiate Classic (Cathedral City, Calif.)

2/23 Thu	Georgia	W, 4-0	
2/23 Thu	Arizona	L, 0-9 (6)	
2/24 Fri	Louisville	W, 4-0	
2/24 Fri	LIU Brooklyn	L, 5-10	
2/25 Sat	Texas A&M	L, 1-11	

San Diego Classic I (San Diego, Calif.)

3/2 Thu	McNeese State	L, 3-6	
3/2 Thu	@ San Diego State	W, 5-1	
3/3 Fri	Miami (Ohio)	W, 6-2	
3/3 Fri	Detroit Mercy	W, 16-0 (5)	
3/4 Sat	Boston U.	W, 9-0 (5)	

Fresno State Invitational (Fresno, Calif.)

3/10 Fri	Sacramento State	W, 7-1	
3/10 Fri	@ Fresno State	L, 1-6	
3/11 Sat	Sacramento State	W, 9-4	
3/11 Sat	@ Fresno State	W, 8-6 (8)	

3/15 Wed	Maine	W, 8-0 (5)	BYUtv
3/15 Wed	Maine	W, 10-4	BYUtv
3/16 Thu	Wagner	W, 7-1	theW.tv
3/16 Thu	Wagner	W, 5-4	theW.tv
3/22 Wed	Utah	W, 4-3	BYUtv

UCLA Invitational (Los Angeles, Calif.)

3/24 Fri	Dartmouth	W, 4-0	
3/24 Fri	Dartmouth	W, 5-1	
3/25 Sat	@ UCLA	L, 0-1	
3/25 Sat	@ UCLA	L, 2-4	

3/30 Thu	@ Oregon	L, 0-1	
3/31 Fri	@ Oregon State	W, 4-2	
4/1 Sat	@ Oregon State	W, 2-1	

4/5 Wed	@ Utah State	4 p.m.	The Mtn.
---------	--------------	--------	----------

4/7 Fri	@ Loyola Marymount*	2 p.m.	
4/8 Sat	@ Loyola Marymount*	12 p.m.	
4/8 Sat	@ Loyola Marymount*	2 p.m.	

4/11 Tue	@ Southern Utah	2 p.m.	
----------	-----------------	--------	--

4/14 Fri	Pacific*	5 p.m.	
4/14 Fri	Pacific*	7 p.m.	
4/15 Sat	Pacific*	1 p.m.	BYUtv

4/19 Wed	Southern Utah	6 p.m.	BYUtv
4/26 Wed	Utah Valley	6 p.m.	BYUtv

4/28 Fri	San Diego*	6 p.m.	theW.tv
4/29 Sat	San Diego*	12 p.m.	BYUtv
4/29 Sat	San Diego*	2 p.m.	BYUtv

5/2 Tue	Grand Canyon	6 p.m.	theW.tv
---------	--------------	--------	---------

5/5 Fri	Santa Clara*	4 p.m.	
5/5 Fri	Santa Clara*	6 p.m.	
5/6 Sat	Santa Clara*	12 p.m.	

5/9 Tue	Utah State	6 p.m.	theW.tv
---------	------------	--------	---------

5/12 Fri	Saint Mary's*	3 p.m.	
5/13 Sat	Saint Mary's*	12 p.m.	
5/13 Sat	Saint Mary's*	2 p.m.	

Bold = at home
* WCC game
All times local to site

AWAY




No. 22/23 BYU (23-10, 0-0 WCC) **COUGARS**

Head Coach Gordon Eakin
Div. I Career Record 582-268
. 15th season
2016 Record 36-21, 12-3
Last time out 2-1 in Oregon



Utah State (23-8, 6-3 Mountain West) **AGGIES**

Head Coach Steve Johnson (4th season)
Div. I Career Record 63-98 (4th year)
Record at USU Same
2016 Record 26-25, 12-12



Loyola Marymount (14-22, 0-0 WCC) **LIONS**

Head Coach Sami Strinz-Ward (2nd season)
Div. I Career Record 15-42 (2 years)
Record at LMU Same
2016 Record 32-21, 10-5

BYU STORYLINES

- **Opening weekend.** BYU opens WCC play this weekend at LMU. In the previous three WCC opening weekends, the Cougars have won two of the three series. In 2016, BYU lost the series against LMU 2-1 in Provo.
- **Rankings.** The Cougars are ranked for the sixth week of the season, extending the streak for the most a BYU softball team has been ranked in a single season. They moved up in the USA Today/NFCA Coaches Poll at No. 22, the highest BYU has been ranked in 2017. In the ESPN.com/USA Softball Top 25, the Cougars are ranked for the first time this year, clocking in at No. 23. Additionally, thanks to the tough schedule before conference play, BYU is No. 21 in the NCAA in RPI.
- **Player of the Week.** For the third time this season, BYU swept the WCC weekly awards with Caitlyn Larsen Aldredge winning player of the week and McKenna Bull taking pitcher of the week. This is the first WCC Player of the Week nod of Aldredge's career, while for Bull, this is the fifth WCC Pitcher of the Week honor of the year, third in a row. BYU also swept the weekly awards in week two when Rylee Jensen and Kerisa Viramontes won and in week four when Libby Sugg and Bull took the honors. Bull also won the Madness WCC Player of the Week award.
- **Record watch.** McKenna Bull now holds the career records for innings pitched, complete games, shutouts, saves, strikeouts and wins. She surpassed Paige Affleck's 91 career wins in the first game against Dartmouth. Additionally, she passed Affleck's 803.1 career innings pitched against Oregon. At the plate, Ashley Thompson is moving up career lists herself, currently fifth in stolen bases (39) and third in walks (112).

BYU NUMERICAL ROSTER

No.	Name	HT	POS	YR	B/T	Hometown/Previous School
1	Brooke Vander Heide	5-7	OF	Fr.	L/L	Sandy, UT/Alta HS
2	Rylee Jensen	5-8	OF	Fr.	L/L	Idaho Falls, ID/Skyline HS
3	Ashley Thompson	6-2	1B	Sr.	R/R	Connell, WA/Connell HS
5	McKenna Bull	5-10	P	Sr.	R/R	Ogden, UT/Weber HS
6	Ashley Godfrey	5-6	OF, C	So.	R/R	Buckeye, AZ/Estrella Foothills HS
7	Arianna Paulson	5-7	P, 1B	Jr.	R/R	Payson, AZ/Payson HS
8	Emilee Erickson	5-10	C	So.	R/R	Phoenix, AZ/Sandra Day O'Connor HS
9	Lauren Bell	5-9	2B, SS	Sr.	L/R	Murray, UT/Murray HS
10	Arianna Paulson	5-10	P, 1B	Fr.	R/R	Payson, AZ/Brightmont Academy
12	Brielle Breland	5-8	INF, OF	Jr.	R/R	Mesa, AZ/Grand Canyon
13	McKenzie St. Clair	5-5	OF, 2B	Sr.	R/R	Peoria, AZ/Sunrise Mountain HS
16	Alexa Strid	5-8	SS	Jr.	R/R	Stephens City, VA/Karl Maeser Academy
18	Caitlyn Larsen Aldredge	5-10	3B, OF	Jr.	R/R	Centerville, UT/Viewmont HS
21	Libby Sugg	5-7	C	So.	R/R	Franklin, TN/Franklin HS
22	Madison Merrell	5-8	OF	Jr.	R/R	Queen Creek, AZ/Queen Creek HS
24	Olivia Sanchez	5-7	P, 1B	So.	R/R	Murrieta, CA/Murrieta Valley HS
26	Lexi Tarrow	5-8	OF	So.	L/R	Olympia, WA/A.G. West Black Hills HS
27	Allie Hancock	5-10	OF	So.	R/R	Gilbert, AZ/Basha HS
33	Kerisa Viramontes	5-5	P	Fr.	R/R	Norco, CA/Norco HS

Head Coach: Gordon Eakin (15th year)
Assistant Coach: Pete Meredith (4th year)
Assistant Coach: Kristin Delahoussaye (4th year)

Assistant Coach: Kevin Jensen (2nd year)
Athletic Trainer: Chris Linde (18th year)
Student Manager: Reyna Ae (1st year)

2017 QUICK FACTS

BRIGHAM YOUNG UNIVERSITY
SCHOOL INFORMATION

Name of School: Brigham Young University
City/Zip: Provo, Utah 84602
Founded: 1875
Enrollment 33,395
Nickname: Cougars
School colors: Blue and White
Home Field/Capacity: Gail Miller Field/2,100
Surface: Grass
Affiliation: Division I
Conference: West Coast Conference
President: Kevin J Worthen, J.D.
Alma Mater, Year: BYU, 1982
Athletic Director: Tom Holmoe
Alma Mater, Year: BYU, 1983
Athletic Department Phone: (801) 422-2096
Ticket Office Phone: (801) 378-2465
Athletic Website: byucougars.com

BYU COACHING STAFF

Head Coach: Gordon Eakin
Record at School (years): 580-267 (15th year)
Career Div. I Record (years): Same
Assistant Coach/Pitching Coach: Pete Meredith (4th year)
Assistant Coach: Kristin "House" Delahoussaye (4th year)
Volunteer Assistant Coach: Kevin Jensen (2nd year)
Athletic Trainer: Chris Linde (18th year)

BYU HISTORY

First Year of Softball: 2000 (18th season)
Overall All-Time Record: 661-343 (.659)
Home Record: 211-51 (.805)
Winning Seasons: 16 (last 2016)
Conference Championships: 11 (last 2016)
Total NCAA App. prior to '17 (record): 13 (17-26)
Last NCAA Appearance: 2016
Result: Loss vs. Missouri, win vs. Louisville, loss vs. Nebraska
In-State Opponent Record: 152-31 (.831)
Record vs. WCC Opponents: 77-16 (.828)

BYU TEAM INFORMATION

2016 Overall Record: 36-21
Conference Record/Finish: 12-3 / 1st
2016 Postseason: NCAA Columbia Regional, 1-2 record
2016 Final RPI Ranking: 50
Starters Returning/Lost: 9/2
Lettermen Returning/Lost: 14/2
Newcomers: 6

SOFTBALL CONTACTS

Kimberlie Haner
Softball Media Relations Director
Office: (801) 422-8999
Cell: (503) 758-9698
Email: softball_s_id@byu.edu

Ralph Zobell
Assistant Softball Media Relations
Office: (801) 422-9769; Cell: (801) 367-3554
Email: ralph_zobell@byu.edu

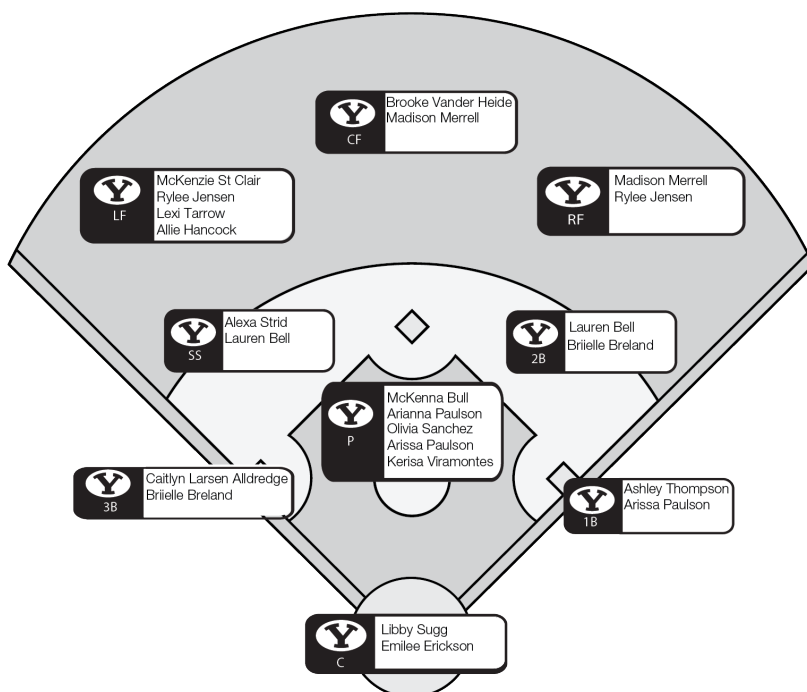
Duff Tittle
Associate AD/Communications
Office: (801) 422-8948; Cell: (801) 372-4401
Email: duff_tittle@byu.edu

Athletic Communications Fax: (801) 422-0633
Mailing Address: 30 SFH, Provo, UT 84602-2239

BYU SOFTBALL BY THE NUMBERS

- 1** Breaking Paige Affleck's record of 803, McKenna Bull rose to No. 1 on BYU's career strikeout list after throwing 11 Ks against Miami. In the sixth inning of that game, she surpassed Affleck to take the top spot.
- 3** Freshman Rylee Jensen hit three doubles against Nevada on February 17, 2017, tying the single-game BYU record with five other former players.
- 5** The Cougars welcome five newcomers onto this year's squad: Brielle Breland, Rylee Jensen, Arissa Paulson, Brooke Vander Heide and Kerisa Viramontes.
- 8** After taking the 2016 WCC title, BYU has won eight conference championships in a row, spanning four different conferences (MW, WAC, PCSC, WCC).
- 9** In the preseason USA Today/NFCA Coaches and the ESPN.com/USA Softball polls, BYU has nine opponents ranked in the top 25. The Cougars received one vote in the USA Today/NFCA Coaches poll.
- 14** BYU had 14 shutouts in 2016, the fourth most in a season in Cougar history. Ten of the shutouts came from McKenna Bull, who was No. 6 in the NCAA in shutouts at the end of the year.
- 16** In the 16-0 run-rule win over Detroit Mercy, BYU scored the most runs (16) since the 16-9 win over Pacific in 2015.
- 18** Sophomore Libby Sugg finished No. 17 in the NCAA in home runs with 18 total. She also finished No. 21 in home runs per game (0.32). Her 18 homers is tied for No. 7 in a single season in BYU history.
- 92** In the win over Dartmouth, McKenna Bull broke Paige Affleck's career wins record. Bull now has 92 for the most wins by a BYU pitcher in a career.

ROSTER BY POSITION



NATIONAL RANKINGS

USA Today/NFCA Coaches Poll
(as of 04/04/17)

#	Team (1st place)	Record	Previous Rnk.
1	Florida State (20)	35-1-1	1
2	Oregon (8)	33-0	3
3	Florida (1)	33-2	2
4	Arizona (3)	37-1	4
5	Auburn	31-5	5
6	Texas A&M	31-3	7
7	Minnesota	30-3	6
8	LSU	31-7	10
9	UCLA	26-9	13
10	Washington	27-8	8
11	Oklahoma	31-7	12
12	Alabama	32-6	9
13	Baylor	32-6	14
14	James Madison	30-5	11
15	Utah	24-7	15
16	Louisiana	26-5	17
17	Tennessee	31-5	19
18	Michigan	26-7-1	20
19	Georgia	27-10	18
20	Kentucky	24-8	16
21	Ole Miss	24-11	24
22	BYU	23-10	25
23	Arizona State	23-12	21
24	Missouri	20-14	NR
T25	Arkansas	22-12	23
T25	Ohio State	22-7	NR

Others receiving votes:

Wisconsin (33), California (24), North Carolina (20), Marshall (11), South Carolina (8), Florida International (8), Illinois (4), Oklahoma State (4), Cal Poly (3), Tulsa (3), Florida Atlantic (1), *Nebraska (1)*

ESPN.com/USA Softball
(as of 04/04/17)

#	Team (1st place)	Record	Previous Rnk.
1	Oregon (15)	33-0	1
2	Florida State (3)	35-1-1	3
3	Arizona (2)	37-1	4
4	Florida	33-2	2
5	Texas A&M	31-3	5
6	Auburn	31-5	7
7	Minnesota	30-3	6
8	LSU	31-7	10
9	Oklahoma	31-7	12
10	Washington	27-8	8
11	Alabama	32-6	9
12	UCLA	26-9	14
13	James Madison	30-5	11
14	Baylor	32-6	13
15	Utah	24-7	15
16	Michigan	26-7-1	18
17	Tennessee	31-5	19
18	Georgia	27-10	T16
19	Louisiana	26-5	20
20	Kentucky	24-8	T16
T21	California	21-11	22
T21	Ohio State	22-7	25
23	BYU	23-10	RV
24	Arizona State	23-12	23
25	Missouri	20-14	RV

Other's receiving votes:

Ole Miss (28), Oklahoma State (22), Arkansas (15), North Carolina (14), Tulsa (12), Illinois (9), USC Upstate (8), Wisconsin (8), Cal Poly (2), Mississippi State (1)

Bold: BYU

Italics: 2017 opponent

BYU'S HISTORY IN THE POLLS

USA Today/NFCA Coaches Poll

2017:	2011:
2/14 - No. 25	Preseason - No. 16
2/21 - No. 23	2/15 - No. 23
3/7 - No. 25	2/22 - No. 25
3/14 - No. 25	
3/28 - No. 25	
4/4 - No. 22	

2010:
2/23 - No. 25
3/9 - No. 22
4/6 - No. 25
5/10 - No. 25

ESPN.com/USA Softball

2017:	2011:
4/4 - No. 23	Preseason - No. 20
2010:	2006:
3/9 - No. 23	Preseason - No. 23
	2/22 - No. 25
2005:	
5/15 - No. 25	

BYU NOTABLES

Strength of schedule

The 2017 schedule features 17 2016 NCAA Regional teams, eight Super Regional teams and four Women's College World Series teams. In the Puerto Vallarta College Challenge, BYU plays Auburn and Oklahoma, two teams that played for the national title, won by the Sooners. The Cougars will face teams from nine different conferences: the SEC, ACC, MWC, Pac-12, Big Ten, Big 12, Sun Belt, Southland Conference and Missouri Valley Conference.

WCC: Year four

BYU enters the fourth season in the West Coast Conference after jumping around following its departure from the Mountain West. The Cougars played in the Western Athletic Conference in 2012 and the Pacific Coast Softball Conference in 2013 before softball was added in the WCC beginning in the 2014 season. Spanning the four conferences, BYU has won eight conference titles in a row.

Senior leadership

BYU returns four seniors: Lauren Bell, McKenna Bull, McKenzie St. Clair and Ashley Thompson. Between them, coming into 2017 they have started in 585 games. Bull is a two-time WCC Pitcher of the Year, Thompson is the reigning WCC Player of the Year and Bell was the 2016 WCC Defensive Player of the Year. Bull and Thompson were also named to the 2016 NFCA All-Pacific Region Second Team.

All-WCC 2016

After winning its third WCC title in 2016, BYU swept the top conference awards, along with earning five spots on the All-WCC First Team and one on the second team.

Player of the Year: Ashley Thompson

Pitcher of the Year: McKenna Bull

Defensive Player of the Year: Lauren Bell

Co-Coaches of the Year: Gordon Eakin, Melissa McElvain (San Diego), Sami Strinz-Ward (LMU)

All-WCC First Team: Lauren Bell, Gordy Bravo, McKenna Bull, Alexa Strid, Ashley Thompson

All-WCC Second Team: Libby Sugg

Postseason consistency

For the past 12 seasons, BYU has advanced to the NCAA regionals. The Cougars have gone to 13 NCAA regionals overall, advancing to super regionals just once in 2010.

NFCA All-Region

Along with receiving top awards in conference play, McKenna Bull and Ashley Thompson received NFCA Division I All-Pacific Region Second Team accolades. They were the first BYU players to receive the honor since 2012.

Student athletes

On and off the field, BYU softball players are making their mark. On the WCC Commissioner's Honor Roll for the 2015-16 academic year, Arianna Paulson earned Gold Honors (4.00-3.75) after her sophomore season. Infielders Lauren Bell and Ashley Thompson received Silver Honors (3.74-3.50). Three more on this year's roster gathered Bronze Honors (3.49-3.00): McKenzie St. Clair, Libby Sugg and Emilee Erickson. Bell also received WCC All-Academic honors for her pursuit of academic excellence in conjunction with her contributions to the team.

Sisters in softball

Arianna and Arissa Paulson are the the third set of sisters to play together on a BYU softball team. In the inaugural softball season (2000), twins Jamie and Bryn Kreipl were on the roster. Sisters Anna and Alexandra Hudson played together from 2012-13. Arianna is a junior, Arissa is a freshman and both are pitchers. They are from Payson, Arizona.

Gail Miller Field

BYU's field is part of Miller Park, a unique, combined baseball-softball facility. Baseball plays on Larry H. Miller field, while softball calls Gail Miller Field, a back-to-back mirror image of the pre-existing baseball field, home. It was the first combined facility of its kind when it opened in April 2001. BYU has a home record of 206-51 (.802) at the field.

Gail Miller Field has 2,100 chair seats all in the lower bowl, making it the fourth-largest on-campus NCAA softball facility at the time of its creation. The field dimensions are 2010 feet down the left-and right-field lines and 220 in center field.

BYU SERIES RECORDS

UTAH STATE

Overall series record: 35-2
 Home vs. USU: 18-1
 Away at USU: 14-1
 Neutral sites: 3-0
 Under Coach Eakin: 25-2
 Longest win streak: 19
 Last win: 4-1, 04/13/16
 Longest losing streak: 1
 Last loss: 7-11, 04/04/06

LOYOLA MARYMOUNT

Overall series record: 16-8
 Home vs. LMU: 5-4
 Away at LMU: 2-3
 Neutral sites: 9-1
 Under Coach Eakin: 15-7
 Longest win streak: 6
 Last win: 4-0, 04/08/16
 Longest losing streak: 2
 Last loss: 1-5, 04/09/16

BYU WINNING STREAKS

16. 2014, 2009, 2007
 15. 2012
 14. n/a
 13. n/a
 12. 2011, 2003
 11. 2011
 10. 2015
 9. 2017
 2013, 2010 (twice), 2005 (twice)
 8. . . . 2016, 2015, 2006, 2005, 2001
 7. 2013 (twice)
 2012, 2010 (twice), 2006, 2002
 6. 2012
 2010, 2008 (twice), 2004
 5. 2017, 2015, 2013, 2012,
 2011, 2009, 2008, 2007 (twice),
 2005 (twice), 2003, 2002 (twice)

(Winning streaks of 5+ only)

Conference play begins this week

PROVO, Utah – West Coast Conference play begins this weekend at Loyola Marymount for No. 22/23 BYU softball after a quick trip to face Utah State on Wednesday.

The reigning three-time WCC champion Cougars (23-10, 0-0 WCC) look to defend their title. They will travel to Logan, Utah on Wednesday to play Utah State (23-8, 6-3 Mountain West) before heading to Los Angeles for the three-game series at LMU (14-22, 0-0 WCC).

Opponents Outlook

Utah State (23-8, 6-3 Mountain West)

- After going 16-4 to start 2017, this year's Utah State team secured the best 20-game start in school history.
- The Aggies are ranked in the top 15 in the NCAA in batting average (0.334), slugging percentage (0.516), stolen bases per game (2.19) and triples per game (0.42).
- BYU leads the overall series 35-2 over Utah State. The Cougars are on a 15-game win streak against the Aggies, the last win coming in Provo last year, 4-1.

Loyola Marymount (14-22, 0-0 WCC)

- In 2017, LMU has an 8-15 record at home.
- The Lions split two games against the Cougars' first opponent this week, the Aggies, earlier this season.
- The Cougars hold the 16-8 overall advantage over the Lions. However, LMU has won the series against BYU in the past two years, including a 2-1 series win in Provo last year.

BYU HITTING STREAKS

PLAYER	SEASON	CURRENT	CAREER
Lauren Bell	5	-	11
Brielle Breland	4	-	4
Emilee Erickson	1	-	6
Ashley Godfrey	1	1	1
Allie Hancock	1	-	1
Rylee Jensen	4	-	4
Caitlyn Larsen Alldredge	4	4	4
Madison Merrell	3	1	4
Arisa Paulson	2	-	2
McKenzie St. Clair	1	-	6
Alexa Strid	4	1	6
Libby Sugg	5	1	9
Lexi Tarrow	10	1	11
Ashley Thompson	4	-	8
Brooke Vander Heide	3	-	3

BYU ON-BASE STREAKS

PLAYER	SEASON	CURRENT	CAREER
Lauren Bell	11	-	15
Brielle Breland	4	2	4
Emilee Erickson	3	1	7
Ashley Godfrey	2	2	2
Allie Hancock	4	4	4
Rylee Jensen	6	6	6
Caitlyn Larsen Alldredge	7	7	7
Madison Merrell	4	1	6
Arisa Paulson	2	2	2
McKenzie St. Clair	3	-	17
Alexa Strid	5	1	10
Libby Sugg	7	6	10
Lexi Tarrow	13	2	14
Ashley Thompson	13	2	30
Brooke Vander Heide	8	-	8

HOW MANY GAMES WITH... 2017 CAREER

PERFECT HITTING % (MIN. 3 AB)

Lauren Bell	1	5
Ashley Godfrey	1	1
Rylee Jensen	1	1
Caitlyn Larsen Alldredge	1	2
Madison Merrell	-	1
McKenzie St. Clair	-	1
Alexa Strid	-	1
Libby Sugg	1	2
Ashley Thompson	-	5

3+ HITS

Lauren Bell	2	14
Ashley Godfrey	1	1
Rylee Jensen	3	3
Caitlyn Larsen Alldredge	1	2
Madison Merrell	-	4
McKenzie St. Clair	-	5
Alexa Strid	1	2
Libby Sugg	1	3
Lexi Tarrow	1	1
Ashley Thompson	-	11

3+ RBI

Lauren Bell	-	5
Brielle Breland	1	1
Caitlyn Larsen Alldredge	2	5
Madison Merrell	-	3
McKenzie St. Clair	-	7
Alexa Strid	1	2
Libby Sugg	6	14
Lexi Tarrow	1	1
Ashley Thompson	3	17

2+ STOLEN BASES

Allie Hancock	-	1
Alexa Strid	-	1
Lexi Tarrow	-	1
Ashley Thompson	3	6

10+ STRIKEOUTS

McKenna Bull	3	19
--------------	---	----

LAST TIME BYU...

Recorded 10-14 hits in a game	10 vs. Utah (03/22/17)
Recorded 15-19 hits in a game	16 vs. Nebraska (02/09/17)
Recorded 20+ hits in a game	20 vs. Southern Utah (05/04/10)
Scored 10-14 runs	10 vs. Maine (03/15/17)
Scored 15+ runs	16 vs. Detroit Mercy (03/03/17)
Scored 10+ runs in an inning	11 vs. Saint Mary's (05/03/13)
Drew eight or more walks	8 vs. Maine (03/15/17)
Stole five or more bases	5 @ Fresno State (03/11/17)
Hit five or more home runs	5 vs. Southern Utah (04/07/10)
Hit 10+ home runs in a game	10 @ Utah Valley (04/16/08)
Had 3+ players with 3+ hits	Hofstedt, Broderick, St. Clair vs. Idaho St. (03/29/14)
Struck out 15+ batters	15 @ Fresno State (03/05/09)
Defeated a team ranked 11-25	4-3 vs. No. 11/13 Utah (03/22/17)
Defeated a team ranked 6-10	7-2 vs. No. 9 Cal Berkeley (03/19/11)
Defeated a top 5 team	6-5 vs. No. 2/3 Oregon (03/25/14)
Lost to a top 5 team	1-0 @ No. 1/3 Oregon (03/30/17)
Lost a non-conference game at home	5-6 (8) vs. Southern Utah (04/05/16)
Lost a conference game at home	1-5 vs. Loyola Marymount (04/09/16)
Won a run-rule game	8-0 (5) vs. Maine (03/15/17)
Lost a run-rule game	9-0 (6) vs. No. 9 Arizona (02/23/17)
Won an extra-inning game	8-6 (8) @ Fresno State (03/11/17)
Lost an extra-inning game	5-6 (8) vs. Southern Utah (04/05/16)
Played an error-free game	Win @ Oregon State (04/01/17)
Didn't have a strikeout at the plate	vs. Oklahoma (03/12/16)
Multiple double plays	4 @ UVU (04/07/15)
Triple play	vs. San Jose State (02/11/16)
Had back-to-back home runs	Libby Sugg and Alexa Strid vs. Santa Clara (05/06/16)
Had back-to-back-to-back home runs	Fitu, Atagi, Hudson-Shamo vs. UNLV (05/05/11)
Had 3+ players with 3+ RBIs	Bell, Thompson and Sugg vs. Santa Clara (05/06/16)

LAST TIME A BYU PLAYER...

Recorded five or more hits	5, Ashley Thompson vs. Pacific (04/10/15)
Recorded 3 or more hits	3, Caitlyn Larsen Alldredge @ UCLA (03/25/17)
Hit 1,000 (min. 3 AB)	Ashley Godfrey (3/3) vs. Detroit Mercy (03/03/17)
Scored four or more runs	4, Lauren Bell vs. Santa Clara (05/06/15)
Batted in five or more runs	5, Libby Sugg vs. Nebraska (02/09/17)
Had a multi-home run game	2, Libby Sugg vs. Utah (03/22/17)
Hit for the cycle	Never Happened
Hit a grand slam	Libby Sugg vs. Boston U. (03/04/17)
Drew 4+ walks in a game	4, Jessica Dugas @ Utah Valley (05/02/12)
Stole 3+ bases in a game	3, Ashley Thompson vs. Miami (Ohio) (03/03/17)
Had a walk-off home run	Ashley Thompson vs. Oklahoma State (03/21/15)
Had a walk-off hit	Lauren Bell fielder's choice vs. Wagner (03/16/17)

LAST TIME A BYU PITCHER...

Struck out 10+ batters	10, McKenna Bull @ Oregon State (04/01/17)
No walks (min. 4 IP)	McKenna Bull @ No. 1/3 Oregon (03/30/17)
Threw a no-hitter	Kerisa Viramontes vs. Nevada (02/17/17)
Threw a perfect game	Hannah Howell vs. LMU (04/13/13)

2017 RECORD WHEN

Overall	23-10
Conference	0-0
Non-Conference	23-10
Home	5-0
Away	4-4
Neutral	14-6
Day games	18-9
Night games	5-1
One Run Games	3-2
Two Run Games	5-1
Five or more run games	9-5
Extra Inning games	1-0
Shutouts	7-4
Scoring 0-2 runs	1-8
Scoring 3-5 runs	10-2
Scoring 6-9 runs	9-0
Scoring 10+ runs	3-0
Opponent scores 0-2 runs	16-2
Opponent scores 3-5 runs	6-2
Opponent scores 6-9 runs	1-4
Opponent scores 10+ runs	0-2
BYU scores 1st inning	10-1
Opponent scores 1st inning	2-4
BYU scores first	19-1
Opponent scores first	4-9
BYU out-hits opponent	18-3
Opponent out-hits BYU	4-7
Equal number of hits	1-0
BYU hits zero home runs	4-9
BYU hits one home run	14-1
BYU hits 2+home runs	5-0
Opponent hits zero home runs	16-3
Opponent hits one home run	6-4
Opponent hits 2+ home runs	1-3
BYU has no errors	13-5
BYU has one error	6-2
BYU has 2+ errors	4-3
Opponent has no errors	10-4
Opponent has one error	8-3
Opponent has 2+ errors	5-3
Game tied after fifth inning	4-1
BYU leads after fifth inning	13-0
BYU trails after fifth inning	1-9
Game tied after sixth inning	1-0
BYU leads after sixth inning	16-0
BYU trails after sixth inning	1-9
Mercy rule games	5-1
In February	7-5
In March	15-5
In April	1-0
In May	0-0
On Tuesday	0-0
On Wednesday	3-0
On Thursday	6-4
On Friday	10-2
On Saturday	4-4
vs. left-handed starter	2-2
vs. right-handed starter	21-8

2017 TEAM GAME HIGHS

At Bats	33 vs. LIU Brooklyn
Runs scored	16 vs. Detroit Mercy
Hits	16 vs. Nebraska
RBIs	13 vs. Detroit Mercy
Doubles	4 vs. Nevada
Triples	1 eight times
Home runs	2 five times, last vs. Utah
Stolen bases	5 twice, last @ Fresno State
Walks	11 vs. Detroit Mercy
Total Bases	22 twice, last vs. Nevada
Assists	11 vs. Dartmouth
DPs turned	1 six times
Strikeouts	13 vs. Wagner
Hits allowed	11 vs. Hawai'i
Walks allowed	9 vs. Texas State

BYU IN THE NCAA

TEAM STAT RANKINGS

(as of 04/02/17)

Category	Value (ranking)
Batting Average	0.292 (85)
Double Plays Per Game	0.18 (240)
Doubles Per Game	1.48 (32)
Earned Run Average	2.89 (81)
Fielding Percentage	0.974 (20)
Home Runs Per Game	0.76 (67)
Scoring	5.03 (76)
Slugging Percentage	0.449 (45)
Stolen Bases Per Game	1.18 (104)
Triples Per Game	0.24 (46)
WL Percentage	0.697 (44)

INDIVIDUAL STAT RANKINGS

(as of 04/02/17)

Category	Name, value (ranking)
Doubles Per Game	Rylee Jensen, 0.30 (90)
Earned Run Average	McKenna Bull, 1.73 (64)
Hits Allowed Per 7 Innings	McKenna Bull, 5.35 (89)
Home Runs Per Game	Libby Sugg, 0.22 (117)
RBI Per Game	Libby Sugg, 0.91 (102)
Sacrifice Hits Per Game	Alexa Strid, 0.18 (121)
Shutouts	McKenna Bull, 5 (18)
Slugging Percentage	Libby Sugg, 0.652 (133)
Strikeouts	Caitlyn Larsen Alldredge, 0.600 (226)
Strikeouts Per 7 Innings	McKenna Bull, 134 (24)
	Arissa Paulson, 6.1 (148)
Triples Per Game	Ashley Thompson, 0.09 (94)
Victories	McKenna Bull, 16 (12)

OPPONENTS IN THE NCAA

UTAH STATE STAT RANKINGS

(as of 04/02/17)

Category	Value (ranking)
Batting Average	0.334 (12)
Double Plays Per Game	0.26 (171)
Doubles Per Game	1.45 (46)
Earned Run Average	2.40 (47)
Fielding Percentage	0.959 (137)
Home Runs Per Game	0.97 (30)
Scoring	6.06 (23)
Slugging Percentage	0.516 (13)
Stolen Bases Per Game	2.19 (8)
Triples Per Game	0.42 (7)
WL Percentage	0.742 (35)

INDIVIDUAL STAT RANKINGS

(as of 04/02/17)

Category	Name, value (ranking)
Batting Average	Riley Plogger, 0.435 (44)
	Sarina Jaramillo, 0.415 (79)
Earned Run Average	Kellie White, 1.92 (96)
	April Brown, 1.93 (99)
Hits Allowed Per 7 Inn	Kellie White, 5.61 (111)
Home Runs Per Game	Victoria Saucedo, 0.26 (58)
	Sydney Hart, 0.24 (86)
Home Runs	Victoria Saucedo, 8 (49)
On Base Percentage	Riley Plogger, 0.495 (94)
RBI Per Game	Riley Plogger, 0.90 (108)
Runs Per Game	Victoria Saucedo, 0.87 (114)
Sacrifice Flies	Sydney Hart, 2 (126)
	Riley Plogger, 2 (126)
Slugging Percentage	Riley Plogger, 0.707 (66)
	Victoria Saucedo, 0.686 (89)
Stolen Bases	Jazmin Clarke, 0.74 (19)
	Mia Maher, 0.59 (44)
Triples	Sarina Jaramillo, 5 (6)
Triples Per Game	Sarina Jaramillo, 0.18 (6)
	Jazmin Clarke, 0.10 (74)
	Riley Plogger, 0.10 (74)
Victories	Maggie Balint, 12 (46)

LMU STAT RANKINGS

(as of 04/02/17)

Category	Value (ranking)
Batting Average	0.269 (163)
Double Plays Per Game	0.21 (220)
Doubles Per Game	1.15 (155)
Earned Run Average	4.82 (223)
Fielding Percentage	0.966 (65)
Home Runs Per Game	0.59 (130)
Scoring	4.35 (142)
Slugging Percentage	0.384 (171)
Stolen Bases Per Game	0.79 (173)
WL Percentage	0.382 (203)

INDIVIDUAL STAT RANKINGS

(as of 04/02/17)

Category	Name, value (ranking)
Sacrifice Flies	Alex Finie, 2 (126)
Sacrifice Hits Per Game	Lindsey Matoi, 0.21 (78)
Walks	Irma Sanchez, 0.59 (101)
Walks Allowed /7 Inn	Hannah Bandimere, 1.79 (132)



2017 WCC STANDINGS

	WCC	Overall
BYU	0-0	23-10
San Diego	0-0	14-15
Pacific	0-0	17-19
Saint Mary's	0-0	13-18
Loyola Marymount	0-0	13-21
Santa Clara	0-0	7-21

2017 WCC PLAYERS OF THE WEEK

- Week 1 Madison Casiano, San Diego
- Week 2 **Rylee Jensen, BYU**
- Week 3 **Lexi Tarrow, BYU**
- Week 4 **Libby Sugg, BYU**
- Week 5 Sara Silveyra, San Diego
- Week 6 Amanda Dirks, LMU
- Week 7 Cassidy Gustafson, Pacific
- Week 8 **Caitlyn Larsen Alldredge, BYU**

2017 WCC PITCHERS OF THE WEEK

- Week 1 **McKenna Bull, BYU**
- Week 2 **Kerisa Viramontes, BYU**
- Week 3 Marissa Young, Pacific
- Week 4 **McKenna Bull, BYU**
- Week 5 **Arissa Paulson, BYU**
- Week 6 **McKenna Bull, BYU**
- Week 7 **McKenna Bull, BYU**
- Week 8 **McKenna Bull, BYU**

FINAL 2016 WCC STANDINGS

	WCC	Overall
BYU	12-3	36-21
Loyola Marymount	10-5	32-21
San Diego	8-7	22-29
Saint Mary's	7-8	20-27-1
Santa Clara	5-10	10-41
Pacific	3-12	20-28

2016 WCC Player of the Year

Ashley Thompson

2016 WCC Pitcher of the Year

McKenna Bull

2016 WCC Co-Coaches of the Year

Gordon Eakin, BYU
 Melissa McElvain, San Diego
 Sami Strinz-Ward, LMU

2017 WCC PRESEASON POLL

2017 WCC Softball Preseason Poll

Team (First Place Votes)	Points
BYU (5)	25
Loyola Marymount (1)	21
San Diego	17
Saint Mary's	12
Pacific	10
Santa Clara	5

2017 All-WCC Preseason Softball Team

Name	Institution	Year	Position
Position Players			
Lauren Bell	BYU	Sr.	2B/SS
Alicia Brown	LMU	Jr.	3B
Alex Finie	LMU	Sr.	1B
Sydney Lahners	Pacific	Jr.	1B
Olivia Sandusky	San Diego	Sr.	OF
Rachel Sellers	Pacific	Jr.	C
Hailey Sparacino	Saint Mary's	Jr.	UT
Taylor Spence	San Diego	So.	OF
Alexa Strid	BYU	Jr.	SS
Libby Sugg	BYU	So.	C
Ashley Thompson	BYU	Sr.	1B

Pitchers

McKenna Bull	BYU	Sr.	RHP
Katie Moss	Saint Mary's	Sr.	RHP
Megan Sabbatini	San Diego	Sr.	RHP

WCC TEAM STAT RANKINGS

(as of 04/03/17)

Category	Value (ranking)
Batting Average	0.292 (T1)
Slugging Percentage.	0.459 (1)
On Base Percentage.	0.383 (1)
Runs Scored.	166 (1)
Hits.	244 (1)
RBI.	153 (1)
Doubles	49 (1)
Triples.	8 (1)
Home Runs	25 (1)
Total Bases.	384 (1)
Walks	110 (2)
Sacrifice Bunts	25 (5)
Stolen Bases	39 (1)
ERA	2.89 (2)
Opponent Batting Average	0.236 (1)
Strikeouts	199 (1)
Fielding Percentage	0.974 (1)
Fielding Double Plays	6 (5)

WCC INDIVIDUAL STAT RANKINGS

(as of 04/03/17)

Category	Name, value (ranking)
Batting Average	Lexi Tarrow, 0.365 (T3)
Slugging Percentage.	Libby Sugg, 0.652 (1)
.	Caitlyn Larsen Alldredge, 0.600 (2)
.	Rylee Jensen, 0.552 (4)
On Base Percentage.	Lexi Tarrow, 0.460 (4)
.	Caitlyn Larsen Alldredge, 0.427 (7)
Runs Scored.	Ashley Thompson, 22 (T3)
.	Lauren Bell, 20 (T5)
Hits.	Lexi Tarrow, 31 (T4)
RBI.	Libby Sugg, 29 (1)
.	Ashley Thompson, 22 (T4)
Doubles	Rylee Jensen, 9 (2)
.	Caitlyn Larsen Alldredge, 8 (T3)
.	Libby Sugg, 7 (T6)
Triples.	Ashley Thompson, 3 (1)
.	Lexi Tarrow, 2 (T2)
Home Runs	Libby Sugg, 7 (T1)
.	Ashley Thompson, 5 (T4)
.	Caitlyn Larsen Alldredge, 4 (T8)
Total Bases.	Libby Sugg, 58 (1)
.	Ashley Thompson, 52 (T4)
.	Rylee Jensen, 48 (T7)
.	Caitlyn Larsen Alldredge, 48 (T7)
Walks	Ashley Thompson, 15 (5)
.	Caitlyn Larsen Alldredge, 14 (T6)
.	Lexi Tarrow, 14 (T6)
Stolen Bases	Ashley Thompson, 11 (2)
ERA	McKenna Bull, 1.73 (1)
Opponent Batting Average	McKenna Bull, 0.207 (2)
.	Arissa Paulson, 0.268 (6)
Innings Pitched.	McKenna Bull, 121.2 (1)
Strikeouts	McKenna Bull, 134 (1)
Wins.	McKenna Bull, 16 (1)

GORDON EAKIN

BYU HEAD COACH
2003-PRESENT



Eakin is entering his 15th season as the Cougars' head coach and his 18th season at BYU overall.

Eakin was named head coach in July 2002 after working as an assistant coach since the softball program's inception in 2000. Since that time he has led the Cougars to five Mountain West Conference championships, one Western Athletic Conference tournament championship, three West Coast Conference championship and 12 NCAA tournament appearances.

The 2016 WCC Co-Coach of the Year (third-consecutive year) has coached 12 All-Americans, 10 conference players of the year, four conference freshmen of the year, and four conference pitchers of the year during his tenure.

In 2010, Eakin guided the Cougars to 46 wins, the most in school history, as BYU advanced to the NCAA Super Regionals for the first time ever with wins over East Carolina and host Texas before ending its season at national runner-up Arizona. The Cougars finished second in the country in batting average, seventh in scoring and ninth in slugging percentage as a team.

Known as one of the best hitting coaches in the country, Eakin has helped BYU finish in the top-ten nationally six times in slugging percentage, six times in home runs per game, four times in batting average and four times in scoring.

In addition to his duties at BYU, Eakin was also an assistant coach and hitting coach for the USA National Team in 2009. In the summer of 2010, Eakin helped guide the National Team to a 17-2 record as USA won the World Championship in Venezuela, the World Cup in Oklahoma and the Japan Cup championship in Sendai, Japan.

Before entering the coaching ranks, Eakin was a successful baseball and softball player. After playing collegiate baseball at the University of Utah, Eakin signed with the Oakland Athletics organization where he played for three years.

Eakin went on to join the United States All-Star team, playing in three U.S. Olympic sports festivals in 1986, 1993 and 1994, winning bronze, silver and gold, respectively. While on the team, Eakin was honored on the ISC All-World First Team and was an ASA All-American. He would later go on to play shortstop on the internationally ranked Larry H. Miller Toyota Fast Pitch team, eventually earning induction into the Utah Fast Pitch Hall of Fame in 1998.

Eakin is a native of Holladay, Utah, and graduated from Granite High. He currently resides in Sandy, Utah, and is married to Barbi. They are the parents of three children (Alicia, Ryan & Parker) and have five grandsons.

EAKIN AT A GLANCE

- Record of 582-268 (.685) in 14 years as head coach
- Former USA National Team hitting coach
- Seven-time coach of the year (WCC: 2014-2016, PCSC 2013 and MWC: 2009, 2010 & 2011)
- Led BYU to WCC championships in 2014-2016, the 2013 PCSC championship and the WAC tournament championship in 2012
- Guided Cougars to five Mountain West Conference championships (2005, 2007, 2009, 2010, 2011) while never finishing lower than third in the conference
- Led BYU to first-ever NCAA Super Regional appearance in 2010 and 12 straight NCAA tournament appearances overall
- Coached 12 All-Americans
- Coached 10 conference players of the year, 4 conference freshmen of the year and 4 conference pitchers of the year
- Coached 25 All-Region performers, 52 all-conference performers
- Guided BYU to top-10 national finishes in slugging percentage six times, home runs per game six times, batting average four times and scoring four times
- Coached two players who would go on to play professionally, including MWC Player of the Year Angeline Quiocho who finished first in the nation in home runs per game and RBI per game in 2010

EAKIN COACHING RECORD

YEAR	Overall Record	CONF.	CONF. FINISH	NCAA
2003	36-17	10-7	3rd/MWC	-
2004	34-18	11-8	3rd/MWC	-
2005	45-14	16-2	1st/MWC	1-2
2006	43-22	15-5	2nd/MWC	1-2
2007	43-20	16-4	1st/MWC	2-2
2008	44-20	14-6	2nd/MWC	1-2
2009	40-18	12-2	1st/MWC	2-2
2010	46-13	12-3	1st/MWC	3-2
2011	40-18	11-2	1st/MWC	2-2
2012	45-15	15-4	1st/WAC	2-2
2013	33-25	19-5	1st/PCSC	0-2
2014	34-23	12-2	1st/WCC	1-2
2015	40-14	13-2	1st/WCC	1-2
2016	36-21	12-3	1st/WCC	1-2
2017	23-10	0-0	-	-
TOTAL	582-268 (.685)	188-55	-	16-22
(15th Season)				



PETE MEREDITH

BYU ASSISTANT COACH
2014-PRESENT

Coaching Experience

The Pitching Academy

Playing Career

- Played professional men's fastpitch for Sportsman Enterprises, Dave Frye Plastering, Farm Tavern, Trans Aire International and Larry Miller Toyota
- Meredith pitched in a record 23 consecutive International Softball Congress World Tournaments

- Set records for most tournament wins (61), no hitters (8), strikeouts in a tournament (100) and strikeouts in a game (21)
- Named to the All-World Team seven times
- Inducted into the ASA/USA National Softball Hall of Fame in 2016 and into the International Softball Congress Hall of Fame in 2007
- Holds the record for most wins in ASA national championship play, compiling a 55-27 record before retiring from Major competition in 2002.
- Tied for most wins in one Men's Major National Championship with eight in 1988 for Trans-Aire of Elkhart, Ind. and is the record holder for most IP in one national tourney (88) in that same national championship.

Hometown

Dunedin, New Zealand



KRISTIN DELAHOUSSEY

BYU ASSISTANT COACH
2014-PRESENT

Coaching Experience

- Asst. Softball and Strength Coordinator Dixie State (2013)
- Fifth-Year coach BYU (2012)

Playing Career

- Four-year starter at second base for BYU (2008-2011)
- Played and started every game of career except 1 weekend

- Named first-team all-conference and all-region three times
- For her career: second in doubles (45), walks (144), at bats (706) and runs (198) sixth in hits (233) and triples (6) seventh in total bases (347) eighth in stolen bases (31) and slugging percentage (.591) 10th in batting average at BYU

Education

Brigham Young University (2012)

Hometown

Las Vegas



KEVIN JENSEN

BYU VOLUNTEER ASSISTANT COACH
2016-PRESENT

Coaching Experience

- Asst. baseball coach at Southern Utah
- Assistant baseball coach at Northridge High
- Assistant softball coach at Clearfield High
- Head softball coach at Layton High
- Head softball coach for Utah Express 14, 16 and 18 & under

- Utah Firebirds 18 & under at the ASA National Softball Championships
- Private softball and baseball instructor

Playing Career

- Played with the Cincinnati Reds
- Kansas City Royals Baseball Academy nominee
- Played baseball at Utah, Southern Utah and Weber State

Personal

Served an LDS mission in Ontario, Canada
Niece Tracee Hoch Heaton played softball at BYU in 2006-07
Wife is Suzi Miya Jensen and has three children and four grandchildren

No.	Name	Pos.	B/T	Ht.	Yr.	Hometown (Previous School)
9	Lauren Bell	2B, SS	L/R	5-9	Sr.	Murray, UT/Murray HS
12	Brielle Breland	INF, OF	R/R	5-8	Jr.	Mesa, AZ/Grand Canyon
5	McKenna Bull	P	R/R	5-10	Sr.	Ogden, UT/Weber HS
8	Emilee Erickson	C	R/R	5-10	So.	Phoenix, AZ/Sandra Day O'Connor HS
6	Ashley Godfrey	OF	R/R	5-6	So.	Buckey, AZ/Estrella Foothills HS
27	Allie Hancock	OF	R/R	5-10	So.	Gilbert, AZ/Basha HS
2	Rylee Jensen	OF	L/L	5-8	Fr.	Idaho Falls, ID/Skyline HS
18	Caitlyn Larsen Alldredge	3B, OF	R/R	5-10	Jr.	Centerville, UT/Viewmont HS
22	Madison Merrell	OF	R/R	5-8	Jr.	Queen Creek, AZ/Queen Creek HS
7	Arianna Paulson	P, 1B	R/R	5-8	Jr.	Payson, AZ/Payson HS
10	Arissa Paulson	P, 1B	R/R	5-10	Fr.	Payson, AZ/Brightmont Academy
24	Olivia Sanchez	P, 1B	R/R	5-7	So.	Murrieta, CA/Murrieta Valley HS
13	McKenzie St. Clair	OF, 2B	R/R	5-5	Sr.	Peoria, AZ/Sunrise Mountain HS
16	Alexa Strid	SS	R/R	5-8	Jr.	Stephens City, VA/Karl Maeser Academy
21	Libby Sugg	C	R/R	5-7	So.	Franklin, TN/Franklin HS
26	Lexi Tarrow	OF	L/R	5-8	So.	Olympia, WA/A.G. West Black Hills HS
3	Ashley Thompson	INF	R/R	6-2	Sr.	Connell, WA/Connell HS
1	Brooke Vander Heide	OF	L/L	5-7	Fr.	Sandy, UT/Alta HS
33	Kerisa Viramontes	P	R/R	5-5	Fr.	Norco, CA/Norco HS

Head Coach: Gordon Eakin (15th year)

Assistant Coach: Pete Meredith (4th year)

Assistant Coach: Kristin Delahoussaye (4th year)

Assistant Coach: Kevin Jensen (2nd year)

Athletic Trainer: Chris Linde (18th year)

Student Manager: Reyna Ae (1st year)

Pronunciations:

Brielle Breland	Bree-el brEE-land	Arianna Paulson	AR-ee-awn-nuh
Alexa Strid	Stri-d	Lexi Tarrow	tehr-oh
Vander Heide	Hide	Kerisa Viramontes	Kerr-issa Veer-a-mont-ez

Kristin Delahoussaye	Dey-la-house-ee	Chris Linde	Lind-ee
Reyna Ae	Ray-nah Eye		

SENIORS (4)

Ashley Thompson
McKenzie St. Clair
Lauren Bell
McKenna Bull

JUNIORS (5)

Brielle Breland
Caitlyn Larsen Alldredge
Madison Merrell
Arianna Paulson
Alexa Strid

SOPHOMORES (7)

Emilee Erickson
Ashley Godfrey
Allie Hancock
Olivia Sanchez
Libby Sugg
Lexi Tarrow

FRESHMEN (4)

Rylee Jensen
Arissa Paulson
Brooke Vander Heide
Kerisa Viramontes

MARRIED (1)

Caitlyn Larsen Alldredge

PITCHERS (5)

McKenna Bull
Arianna Paulson
Arissa Paulson
Olivia Sanchez
Kerisa Viramontes

CATCHERS (2)

Emilee Erickson
Libby Sugg

INFIELDERS (10)

Lauren Bell
Brielle Breland
Caitlyn Larsen Alldredge
Arianna Paulson
Arissa Paulson
McKenzie St. Clair
Alexa Strid
Ashley Thompson
Olivia Sanchez

OUTFIELDERS (10)

Brielle Breland
Ashley Godfrey
Allie Hancock
Rylee Jensen
Caitlyn Larsen Alldredge
Madison Merrell
McKenzie St. Clair
Alexa Strid
Lexi Tarrow
Brooke Vander Heide

ARIZONA (8)

Brielle Breland
Emilee Erickson
Ashley Godfrey
Allie Hancock
Madison Merrell
Arianna Paulson
Arissa Paulson
McKenzie St. Clair

CALIFORNIA (2)

Olivia Sanchez
Kerisa Viramontes

IDAHO (1)

Rylee Jensen

TENNESSEE (1)

Libby Sugg

UTAH (4)

Lauren Bell
McKenna Bull
Caitlyn Larsen Alldredge
Brooke Vander Heide

VIRGINIA (1)

Alexa Strid

WASHINGTON (1)

Ashley Thompson



Brooke Vander Heide • 1

5-7 • Freshman • OF • L/L • Sandy, Utah • Alta HS
Career Stats

Season	GP	GS	AB	R	H	2B	3B	HR	RBI	BB	SO	SB	CS	SF	SH	HBP	AVG	SLG	OBP	PO	A	E	FLD
2017	24	17	41	12	13	1	0	0	6	9	10	3	0	0	0	0	.317	.341	.440	14	2	0	1.000
CAREER	24	17	41	12	13	1	0	0	6	9	10	3	0	0	0	0	.317	.341	.440	14	2	0	1.000

Notable

- Hit .714 during her senior season in high school
- Her 214 career hits is a Utah high school record
- Four-year letterwinner in volleyball

Records

Season Highs
At Bats 3 eight times, last vs. Wagner (3/16/17)
Runs 2 vs. Wagner (3/16/17)
Hits 2 twice, last vs. Sac. State (3/10/17)
RBI 2 twice, last vs. Detroit M (3/3/17)
Walks 3 vs. Detroit Mercy (3/3/17)
Stolen Bases 1 three times, last vs. Wagner (3/16/17)
Batting Average (min. 3 AB) .667 twice, last vs. Sac. State (3/10/17)
Slugging Percentage (min. 3 AB) .667 twice, last vs. Sac. State (3/10/17)

Career Highs
At Bats 3 eight times, last vs. Wagner (3/16/17)
Runs 2 vs. Wagner (3/16/17)
Hits 2 twice, last vs. Sac. State (3/10/17)
RBI 2 twice, last vs. Detroit M (3/3/17)
Walks 3 vs. Detroit Mercy (3/3/17)
Stolen Bases 1 three times, last vs. Wagner (3/16/17)
Batting Average (min. 3 AB) .667 twice, last vs. Sac. State (3/10/17)
Slugging Percentage (min. 3 AB) .667 twice, last vs. Sac. State (3/10/17)

Season Highlights

- Went 2/3 with 2 RBI vs. Louisville
- Batted .667 (2/3) vs. Sacramento State



Rylee Jensen • 2

5-8 • Freshman • OF • L/L • Idaho Falls, Idaho • Skyline HS
Career Stats

Season	GP	GS	AB	R	H	2B	3B	HR	RBI	BB	SO	SB	CS	SF	SH	HBP	AVG	SLG	OBP	PO	A	E	FLD
2017	30	28	87	15	28	9	1	3	16	13	8	4	2	0	3	1	.322	.552	.416	40	2	0	1.000
CAREER	30	28	87	15	28	9	1	3	16	13	8	4	2	0	3	1	.322	.552	.416	40	2	0	1.000

Notable

- 2016 Skyline Player of the Year
- Four-year letterwinner in basketball

Records

Season Highs
At Bats 4 10 times, last @ OSU (3/31/17)
Runs 3 vs. Nebraska (2/9/17)
Hits 4 vs. Nebraska (2/9/17)
RBI 2 five times, last vs. Wagner (3/16/17)
Walks 2 four times, last @ UCLA (3/25/17)
Stolen Bases 1 four times, last @ Oregon (3/30/17)
Batting Average (min. 3 AB) 1.000 vs. Nebraska (2/9/17)
Slugging Percentage (min. 3 AB) 1.500 vs. Nevada (2/17/17)

Career Highs
At Bats 4 10 times, last @ OSU (3/31/17)
Runs 3 vs. Nebraska (2/9/17)
Hits 4 vs. Nebraska (2/9/17)
RBI 2 five times, last vs. Wagner (3/16/17)
Walks 2 four times, last @ UCLA (3/25/17)
Stolen Bases 1 four times, last @ Oregon (3/30/17)
Batting Average (min. 3 AB) 1.000 vs. Nebraska (2/9/17)
Slugging Percentage (min. 3 AB) 1.500 vs. Nevada (2/17/17)

Season Highlights

- Went 5/5 in first 5 career at bats
- Named to Puerto Vallarta College Challenge All-Tournament Team
- Tied single-game doubles record with 3 vs. Nevada
- WCC Player of the Week (2/20)
- Went 3/4 with 1 run @ SDSU
- Hit her first career home run vs. Sacramento State



Ashley Thompson • 3

6-2 • Senior • 1B • R/R • Connell, Washington • Connell HS
Career Stats

Season	GP	GS	AB	R	H	2B	3B	HR	RBI	BB	SO	SB	CS	SF	SH	HBP	AVG	SLG	OBP	PO	A	E	FLD
2014	51	51	127	26	33	5	0	5	31	37	25	3	1	0	2	1	.260	.417	.430	65	12	5	.939
2015	53	52	147	32	46	7	0	8	42	32	34	13	0	2	1	2	.313	.524	.437	228	15	8	.968
2016	56	56	165	44	66	12	2	13	49	28	28	12	1	0	7	1	.400	.733	.490	285	9	5	.983
2017	33	33	97	22	27	4	3	5	22	15	19	11	1	1	0	0	.278	.536	.372	165	5	4	.977
CAREER	193	192	536	124	172	28	5	31	144	112	106	39	3	3	10	4	.321	.565	.440	743	41	22	.973

Notable

- Valedictorian of her high school
- Holds the Washington state career strikeout record with 1,117 and the career home run record with 51
- Named the 2013 Gatorade Player of the Year for the state of Washington
- Led her high school to three-straight 1A titles
- 2016 WCC Player of the Year
- NFCA All-Pacific Second Team

Records

Season Highs
At Bats 4 four times, last @ UCLA (3/25/17)
Runs 2 five times, last vs. Maine (3/15/17)
Hits 2 seven times, last vs. Dartmouth (3/24/17)
RBI 3 three times, last vs. Dartmouth (3/24/17)
Walks 2 vs. Georgia (2/23/17)
Stolen Bases 3 vs. Miami (Ohio) (3/3/17)
Batting Average (min. 3 AB) .667 five times, last vs. Utah (3/22/17)
Slugging Percentage (min. 3 AB) 2.667 vs. Texas State (2/17/17)

Career Highs
At Bats 5 vs. Pacific (4/10/15)
Runs 3 four times, last vs. Santa Clara (5/7/16)
Hits 5 vs. Pacific (4/10/15)
RBI 6 vs. Pacific (4/10/15)
Walks 3 five times, last vs. San Diego (4/24/15)
Stolen Bases 3 vs. Miami (Ohio) (3/3/17)
Batting Average (min. 3 AB) 1.000 six times, last vs. Saint Mary's (4/22/16)
Slugging Percentage (min. 3 AB) 3.000 vs. Saint Mary's (4/22/16)

Season Highlights

- Hit 2 home runs vs. Texas State
- 2nd-most stolen bases in a game by a BYU player with 3 vs. Miami
- Went 2/3 with 2 RBI and 2 runs vs. Maine



McKenna Bull • 5

5-10 • Senior • P • R/R • Ogden, Utah • Weber HS

Career Stats

Season	GP	GS	W	L	CG	SHO	SV	IP	H	R	ER	BB	SO	2B	3B	HR	AB	HBP	AVG	ERA
2014	48	32	16	9	10	3	7	173.1	160	99	78	88	206	25	2	14	669	7	.239	3.15
2015	47	44	34	9	29	8	1	257.1	219	105	85	137	256	33	0	13	964	14	.227	2.31
2016	48	42	27	13	31	10	3	263.2	264	127	99	102	286	36	6	25	1030	8	.256	2.63
2017	22	18	16	4	15	5	1	121.2	93	36	30	40	134	8	1	9	450	4	.207	1.73
CAREER	165	136	93	35	85	26	12	816	736	367	292	367	882	102	9	61	3113	33	.236	2.50

Notable

- Three time 5A first team All-State and All-Area selection
- Led her team to the 2012 5A state championship
- 2015 and 2016 WCC Pitcher of the Year
- Led her high school to three-straight 1A titles
- NFCA All-Pacific Second Team

Records

Season Highs
Strikeouts 11 vs. Miami (3/3/17)
ERA (min. 4 IP) .00 seven times, last @ Oregon (3/30/17)
Innings Pitched 8.0 @ Fresno State (3/11/17)
Opponent Batting Average (min. 4 IP) .063 vs. Nebraska (2/9/17)
Earned Runs 7 vs. Texas A&M (2/25/17)
Hits 8 three times, last vs. Utah (3/22/17)
Walks 8 vs. Texas State (2/17/17)
At Bats 34 @ Fresno State (3/11/17)

Career Highs
Strikeouts 14 four times, last vs. Wisconsin (2/12/16)
ERA (min. 4 IP) .00 37 times, last @ Oregon (3/30/17)
Innings Pitched 12.0 @ San Diego (5/13/16)
Opponent Batting Average (min. 4 IP) .000 twice, last vs. UC Santa Barbara (3/19/16)
Earned Runs 9 vs. Minnesota (2/15/14)
Hits 13 twice, last vs. North Dakota State (5/15/15)
Walks 8 twice, last vs. Texas State (2/17/17)
At Bats 44 @ San Diego (5/14/16)

Season Highlights

- WCC Pitcher of the Week (2/13, 3/6, 3/20, 3/27, 4/3)
- Pitched complete games in upset wins over No. 13 Washington, No. 11/12 Georgia and No. 11/13 Utah
- Named to Puerto Vallarta College Challenge All-Tournament Team
- Became BYU's career leader in strikeouts vs. Miami (Ohio) after throwing 11 Ks
- Broke BYU career wins record with victory over Dartmouth



Ashley Godfrey • 6

5-6 • Sophomore • OF, C • R/R • Buckeye, Arizona • Estrella Foothills HS

Career Stats

Season	GP	GS	AB	R	H	2B	3B	HR	RBI	BB	SO	SB	CS	SF	SH	HBP	AVG	SLG	OBP	PO	A	E	FLD
2015	9	0	7	3	3	0	0	0	0	0	1	0	0	0	0	0	.429	.429	.429	1	0	0	1.000
2017	11	1	6	2	3	0	0	0	2	1	0	1	0	0	0	1	.500	.500	.625	11	2	0	1.000
CAREER	20	1	13	5	6	0	0	0	2	1	1	1	0	0	0	1	.462	.462	.533	12	2	0	1.000

Notable

- Majoring in exercise and wellness
- Arizona Interscholastic Association All-State First Team 2010-12
- Lettered in volleyball and soccer, All-Section Second Team in soccer in 2013-14

Records

Season Highs
At Bats 3 vs. Detroit Mercy (3/3/17)
Runs 1 twice, last vs. Dartmouth (3/24/17)
Hits 3 vs. Detroit Mercy (3/3/17)
RBI 1 twice, last vs. Detroit Mercy (3/3/17)
Walks 1 vs. Miami (3/3/17)
Stolen Bases 1 vs. Nebraska (2/9/17)
Batting Average (min. 3 AB) 1.000 vs. Detroit Mercy (3/3/17)
Slugging Percentage (min. 3 AB) 1.000 vs. Detroit Mercy (3/3/17)

Career Highs
At Bats 3 twice, last vs. Detroit Mercy (3/3/17)
Runs 2 vs. Texas A&M (2/20/15)
Hits 3 vs. Detroit Mercy (3/3/17)
RBI 1 twice, last vs. Detroit Mercy (3/3/17)
Walks 1 vs. Miami (3/3/17)
Stolen Bases 1 vs. Nebraska (2/9/17)
Batting Average (min. 3 AB) 1.000 vs. Detroit Mercy (3/3/17)
Slugging Percentage (min. 3 AB) 1.000 vs. Detroit Mercy (3/3/17)

Season Highlights

- Went a career-best 3/3 vs. Detroit Mercy



Arianna Paulson • 7

5-7 • Junior • P, 1B • R/R • Payson, Arizona • Payson HS

Career Stats

Season	GP	GS	W	L	CG	SHO	SV	IP	H	R	ER	BB	SO	2B	3B	HR	AB	HBP	AVG	ERA
2015	15	5	2	3	1	0	0	36.1	49	45	39	44	34	8	0	0	153	9	.320	7.51
2016	11	1	2	0	1	0	0	23.2	30	31	26	38	30	4	0	4	99	1	.303	7.69
2017	8	3	3	1	1	1	1	21	19	14	13	15	13	3	0	3	79	3	.241	4.33
CAREER	34	9	7	4	3	1	1	81	98	90	78	97	77	15	0	7	331	13	.296	6.74

Notable

- Younger sister Arissa is on the team
- Brother Sterling played rugby at BYU from 2012-14
- Great-grandfather played for the Washington Redskins
- Salutatorian of her high school class
- Also played volleyball and basketball

Records

Season Highs
Strikeouts 3 three times, last vs. Detroit Mercy (3/3/17)
ERA (min. 4 IP) .00 vs. Detroit Mercy (3/3/17)
Innings Pitched 5.0 vs. Detroit Mercy (3/3/17)
Opponent Batting Average (min. 4 IP) .263 vs. Detroit Mercy (3/3/17)
Earned Runs 4 twice, last vs. Maine (3/15/17)
Hits 5 twice, last vs. Maine (3/15/17)
Walks 4 vs. Texas A&M (2/25/17)
At Bats 19 vs. Detroit Mercy (3/3/17)

Career Highs
Strikeouts 7 @ San Diego (5/14/16)
ERA (min. 4 IP) .00 vs. Detroit Mercy (3/3/17)
Innings Pitched 7.0 @ San Diego (5/14/16)
Opponent Batting Average (min. 4 IP) .160 @ San Diego (5/14/16)
Earned Runs 7 vs. Tennessee (2/11/16)
Hits 8 vs. San Jose State (2/5/16)
Walks 9 vs. California (2/6/15)
At Bats 25 @ San Diego (5/14/16)

Season Highlights

- Pitched her first career shutout against Detroit Mercy
- Came in as relief against Sacramento State and pulled out the win



Emilee Erickson • 8

5-10 • Sophomore • C • R/R • Phoenix, Arizona • Sandra Day O'Connor HS

Career Stats

Season	GP	GS	AB	R	H	2B	3B	HR	RBI	BB	SO	SB	CS	SF	SH	HBP	AVG	SLG	OBP	PO	A	E	FLD
2016	31	25	75	11	21	4	0	3	12	4	20	0	1	0	3	3	.280	.453	.341	116	15	2	.985
2017	10	5	16	3	1	0	0	0	0	1	3	0	0	0	2	2	.063	.063	.211	36	1	0	1.000
CAREER	41	30	97	14	22	4	0	3	12	5	23	0	1	0	3	5	.242	.385	.317	152	16	2	.988

Notable

- 21st member of her family to attend BYU
- Brother Brendon played baseball for BYU in 2013
- Captain of her team that won the 2015 Division I State Championship
- Voted Female Athlete of the Year at her high school

Records

Season Highs
At Bats 3 three times, last @ SDSU (3/2/17)
Runs 1 three times, last vs. Detroit Mercy (3/3/17)
Hits 1 vs. Texas State (2/17/17)
RBI --
Walks 1 vs. Detroit Mercy (3/3/17)
Stolen Bases --
Batting Average (min. 3 AB) .000 three times, last @ SDSU (3/2/17)
Slugging Percentage (min. 3 AB) .000 three times, last @ SDSU (3/2/17)

Career Highs
At Bats 4 three times, last @ Utah (3/15/16)
Runs 2 twice, last vs. Santa Clara (5/6/16)
Hits 2 four times, last vs. Santa Clara (5/6/16)
RBI 2 vs. Southern Utah (4/5/16)
Walks 1 five times, last vs. Detroit Mercy (3/3/17)
Stolen Bases --
Batting Average (min. 3 AB) .667 twice, last vs. Santa Clara (5/6/16)
Slugging Percentage (min. 3 AB) 1.667 vs. Santa Clara (5/6/16)

Season Highlights

- Will miss time due to foot injury



Lauren Bell • 9

5-9 • Senior • 2B, SS • L/R • Murray, Utah • Murray HS

Career Stats

Season	GP	GS	AB	R	H	2B	3B	HR	RBI	BB	SO	SB	CS	SF	SH	HBP	AVG	SLG	OBP	PO	A	E	FLD
2014	53	52	161	33	53	4	0	1	8	12	29	5	1	0	4	2	.329	.373	.383	73	94	13	.928
2015	51	51	152	35	50	7	2	2	30	16	23	3	1	3	14	1	.329	.441	.390	102	74	5	.972
2016	54	54	166	43	62	6	1	2	20	20	21	4	0	4	16	1	.373	.458	.435	96	97	13	.937
2017	33	33	100	20	29	5	0	0	13	13	22	3	1	1	3	1	.290	.340	.374	66	38	7	.937
CAREER	191	190	579	131	194	22	3	5	71	61	95	15	3	8	37	5	.335	.409	.398	337	303	38	.944

Notable

- Has a twin brother
- 2012 4A First Team All-State selection by the Deseret News
- Led her team to the playoffs in 2012
- Also played basketball
- 2016 WCC Defensive Player of the Year

Records

Season Highs
At Bats 5 @ Fresno State (3/11/17)
Runs 3 twice, last @ Fresno State (3/11/17)
Hits 4 @ Fresno State (3/11/17)
RBI 2 four times, last vs. Wagner (3/16/17)
Walks 2 four times, last @ UCLA (3/25/17)
Stolen Bases 1 three times, last @ Fresno State (3/11/17)
Batting Average (min. 3 AB) 1.000 vs. Nebraska (2/9/17)
Slugging Percentage (min. 3 AB) 1.000 twice, last @ Fresno State (3/11/17)

Career Highs
At Bats 6 @ San Diego (5/13/16)
Runs 4 twice, last vs. Santa Clara (5/6/16)
Hits 4 @ Fresno State (3/11/17)
RBI 4 vs. UTEP (2/14/15)
Walks 3 twice, last vs. LMU (4/9/16)
Stolen Bases 1 15 times, last @ Fresno State (3/11/17)
Batting Average (min. 3 AB) 1.000 four times, last vs. Nebraska (2/9/17)
Slugging Percentage (min. 3 AB) 1.500 twice, last vs. Fresno State (3/18/16)

Season Highlights

- Went 3/3 in season opener vs. Nebraska
- Named to Puerto Vallarta College Challenge All-Tournament Team
- Career-high 4 hits @ Fresno State, 4/5 hitting w/ 3 runs
- Went 3/4 w/ 3 runs and 3 RBI in doubleheader vs. Maine



Arissa Paulson • 10

5-10 • Freshman • P, 1B • R/R • Payson, Arizona • Brightmont Academy

Career Stats

Season	GP	GS	W	L	CG	SHO	SV	IP	H	R	ER	BB	SO	2B	3B	HR	AB	HBP	AVG	ERA
2017	13	10	3	3	3	0	0	43.1	42	24	22	31	38	8	1	1	157	1	.268	3.55
CAREER	13	10	3	3	3	0	0	43.1	42	24	22	31	38	8	1	1	157	1	.268	3.55

Notable

- Older sister Arianna is on the team
- Brother Sterling played rugby at BYU from 2012-14
- Great-grandfather played for the Washington Redskins
- Arizona Gatorade Softball Player of the Year for 2014-15
- Also played soccer and basketball

Records

Season Highs
Strikeouts 6 three times, last @ OSU (3/31/17)
ERA (min. 4 IP) 1.00 twice, last vs. Dartmouth (3/24/17)
Innings Pitched 7.0 twice, last vs. Dartmouth (3/24/17)
Opponent Batting Average (min. 4 IP) .150 vs. Auburn (2/11/17)
Earned Runs 7 vs. Arizona (2/23/17)
Hits 9 @ UCLA (3/25/17)
Walks 6 twice, last vs. Arizona (2/23/17)
At Bats 24 twice, last vs. Dartmouth (3/24/17)

Career Highs
Strikeouts 6 three times, last @ OSU (3/31/17)
ERA (min. 4 IP) 1.00 twice, last vs. Dartmouth (3/24/17)
Innings Pitched 7.0 twice, last vs. Dartmouth (3/24/17)
Opponent Batting Average (min. 4 IP) .150 vs. Auburn (2/11/17)
Earned Runs 7 vs. Arizona (2/23/17)
Hits 9 @ UCLA (3/25/17)
Walks 6 twice, last vs. Arizona (2/23/17)
At Bats 24 twice, last vs. Dartmouth (3/24/17)

Season Highlights

- First career win vs. Sacramento State
- WCC Pitcher of the Week (3/13)



Brielle Breland • 12

5-8 • Junior • INF, OF • R/R • Mesa, Arizona • Grand Canyon

Career Stats

Season	GP	GS	AB	R	H	2B	3B	HR	RBI	BB	SO	SB	CS	SF	SH	HBP	AVG	SLG	OBP	PO	A	E	FLD
2017	28	19	53	12	15	3	0	1	9	1	12	3	1	0	3	4	.283	.396	.345	23	1	1	.960
CAREER	28	19	53	12	15	3	0	1	9	1	12	3	1	0	3	4	.283	.396	.345	23	1	1	.960

Notable

- Transfer from Grand Canyon
- Started 22 games and played a total of 36 in 2015 at Grand Canyon
- Led the team in stolen bases in 2015 and the WAC in OBP her two seasons there
- Four-year letterwinner in volleyball in high school

Records

Season Highs
At Bats 3 nine times, last @ OSU (4/1/17)
Runs 2 vs. Maine (3/15/17)
Hits 2 twice, last vs. Maine (3/15/17)
RBI 3 vs. Maine (3/15/17)
Walks 2 @ UCLA (3/25/17)
Stolen Bases 1 three times, last vs. Maine (3/15/17)
Batting Average (min. 3 AB) .667 vs. McNeese State (3/2/17)
Slugging Percentage (min. 3 AB) .667 twice, last @ OSU (3/31/17)

Career Highs
At Bats 3 nine times, last @ OSU (4/1/17)
Runs 2 vs. Maine (3/15/17)
Hits 2 twice, last vs. Maine (3/15/17)
RBI 3 vs. Maine (3/15/17)
Walks 2 @ UCLA (3/25/17)
Stolen Bases 1 three times, last vs. Maine (3/15/17)
Batting Average (min. 3 AB) .667 vs. McNeese State (3/2/17)
Slugging Percentage (min. 3 AB) .667 twice, last @ OSU (3/31/17)

Season Highlights

- Went 2/3 w/ 1 run vs. McNeese State
- Had career highs in runs (2) and RBI (3) vs. Maine



McKenzie St. Clair • 13

5-5 • Senior • OF • R/R • Peoria, Arizona • Sunrise Mountain HS

Career Stats

Season	GP	GS	AB	R	H	2B	3B	HR	RBI	BB	SO	SB	CS	SF	SH	HBP	AVG	SLG	OBP	PO	A	E	FLD
2014	56	54	157	36	55	10	2	5	34	29	20	6	1	1	2	1	.350	.535	.452	86	82	10	.944
2015	52	50	132	32	40	6	1	4	29	21	30	3	1	5	6	2	.303	.455	.394	44	13	5	.919
2016	50	47	125	15	22	3	0	6	21	16	22	3	0	0	3	1	.176	.344	.275	80	63	13	.917
2017	17	13	33	4	5	2	0	0	3	5	9	1	0	0	0	1	.152	.212	.282	7	1	0	1.000
CAREER	175	164	447	87	122	21	3	15	87	71	81	13	2	6	11	5	.273	.434	.374	217	159	28	.931

Notable


- Redshirt senior (redshirted in 2013)
- Graduated in top 10 percent of her HS class
- Lone Peak HS offensive MVP her freshman year
- Also played basketball

Records

Season Highs
At Bats 4 vs. LIU Brooklyn (2/24/17)
Runs 1 four times, last vs. Boston U (3/4/17)
Hits 2 vs. LIU Brooklyn (2/24/17)
RBI 2 vs. LIU Brooklyn (2/24/17)
Walks 2 vs. Detroit Mercy (3/3/17)
Stolen Bases 1 vs. Dartmouth (3/24/17)
Batting Average (min. 3 AB) .500 vs. LIU Brooklyn (2/24/17)
Slugging Percentage (min. 3 AB) .750 vs. LIU Brooklyn (2/24/17)

Career Highs
At Bats 5 @ Saint Mary's (4/3/15)
Runs 3 three times, last vs. Pacific (4/10/15)
Hits 3 five times, last @ Utah State (3/31/15)
RBI 4 twice, last vs. San Diego (4/24/15)
Walks 2 11 times, last vs. Detroit Mercy (3/3/17)
Stolen Bases 2 vs. UVU (5/6/14)
Batting Average (min. 3 AB) 1.000 vs. East Carolina (2/7/14)
Slugging Percentage (min. 3 AB) 1.667 three times, last vs. Utah State (4/13/16)

Season Highlights



Alexa Strid • 16

5-8 • Junior • SS • R/R • Stephens City, Virginia • Karl Maeser Academy

Career Stats

Season	GP	GS	AB	R	H	2B	3B	HR	RBI	BB	SO	SB	CS	SF	SH	HBP	AVG	SLG	OBP	PO	A	E	FLD
2015	49	47	115	23	26	5	0	2	12	12	17	3	1	0	6	4	.226	.322	.321	58	75	15	.899
2016	47	44	122	20	40	7	2	5	21	16	16	1	0	3	3	1	.328	.541	.401	30	14	3	.936
2017	33	33	92	14	27	6	1	3	15	7	10	2	0	1	6	0	.293	.478	.340	46	54	4	.962
CAREER	129	124	329	57	93	18	3	10	48	35	43	6	1	4	15	5	.283	.447	.357	134	143	22	.926

Notable

- Redshirt junior (redshirted in 2014)
- Led the Georgia East Cobb Bullets to a top 5 finish at the 2013 18-U Premier Nationals
- All-WCC First Team in 2016

Records

Season Highs
At Bats 4 four times, last @ Fresno State (3/11/17)
Runs 2 three times, last vs. Dartmouth (3/24/17)
Hits 3 vs. Sacramento State (3/10/17)
RBI 4 vs. Detroit Mercy (3/3/17)
Walks 2 vs. Detroit Mercy (3/3/17)
Stolen Bases 1 twice, last @ OSU (4/1/17)
Batting Average (min. 3 AB) .750 vs. Sacramento State (3/10/17)
Slugging Percentage (min. 3 AB) 2.000 vs. Detroit Mercy (3/3/17)

Career Highs
At Bats 5 twice, last @ San Diego (5/13/16)
Runs 2 10 times, last vs. Dartmouth (3/24/17)
Hits 3 twice, last vs. Sacramento State (3/10/16)
RBI 4 vs. Detroit Mercy (3/3/17)
Walks 2 seven times, last vs. Detroit Mercy (3/3/17)
Stolen Bases 2 @ Santa Clara (5/2/15)
Batting Average (min. 3 AB) 1.000 vs. Harvard (3/17/16)
Slugging Percentage (min. 3 AB) 2.000 vs. Detroit Mercy (3/3/17)

Season Highlights

- Notched a career-high 4 RBI vs. Detroit Mercy
- Tied her career-high 3 hits vs. Sacramento State
- Went 2/3 with 2 runs and 2 RBI vs. Maine
- Tallied 2 hits, 2 runs and a homer against Dartmouth



Caitlyn Larsen Aildredge • 18

5-10 • Junior • 3B, OF • R/R • Centerville, Utah • Viewmont HS

Career Stats

Season	GP	GS	AB	R	H	2B	3B	HR	RBI	BB	SO	SB	CS	SF	SH	HBP	AVG	SLG	OBP	PO	A	E	FLD
2015	17	5	26	5	5	0	0	1	4	1	8	0	0	0	1	1	.192	.308	.250	13	12	2	.926
2016	52	48	128	12	32	4	1	2	15	16	33	2	1	2	1	2	.250	.344	.338	55	3	4	.935
2017	33	33	80	19	26	8	1	4	16	14	15	3	1	1	3	1	.325	.600	.427	31	66	3	.970
CAREER	102	86	234	36	63	12	2	7	35	31	56	5	2	3	5	4	.269	.427	.360	99	81	9	.952

Notable

- Only married player on this year's roster
- Brother Biss Larsen played baseball for Utah
- Lettered all four years in softball and basketball

Records

Season Highs
At Bats 4 twice, last vs. LIU Brooklyn (2/24/17)
Runs 3 @ OSU (3/31/17)
Hits 3 @ UCLA (3/25/17)
RBI 3 twice, last vs. Nevada (2/17/17)
Walks 2 twice, last @ OSU (3/31/17)
Stolen Bases 1 three times, last vs. Dartmouth (3/24/17)
Batting Average (min. 3 AB) 1.000 @ UCLA (3/25/17)
Slugging Percentage (min. 3 AB) 1.667 vs. Wagner (3/16/17)

Career Highs
At Bats 5 vs. Mount St. Mary's (3/3/16)
Runs 3 @ OSU (3/31/17)
Hits 3 twice, last @ UCLA (3/25/17)
RBI 4 vs. Hawaii (2/18/16)
Walks 3 @ Utah (3/15/16)
Stolen Bases 1 five times, last vs. Dartmouth (3/24/17)
Batting Average (min. 3 AB) 1.000 twice, last @ UCLA (3/25/16)
Slugging Percentage (min. 3 AB) 1.667 twice, last vs. Wagner (3/16/16)

Season Highlights

- Game-winning RBI double vs. No. 13 Washington
- Went 2/4 with 3 RBI and a home run vs. Hawai'i
- Had 2 homers, 2 runs on 3/5 effort in doubleheader vs. Wagner
- Went 3/3 @ No. 15/16 UCLA
- Career-high 3 runs @ Oregon State
- WCC Player of the Week (4/3)



Libby Sugg • 21

5-7 • Sophomore • C • R/R • Franklin, Tennessee • Franklin HS

Career Stats

Season	GP	GS	AB	R	H	2B	3B	HR	RBI	BB	SO	SB	CS	SF	SH	HBP	AVG	SLG	OBP	PO	A	E	FLD
2016	57	57	163	30	52	10	1	18	58	37	33	0	1	1	0	1	.319	.724	.446	228	15	4	.987
2017	32	31	89	13	30	7	0	7	29	10	16	3	0	1	4	0	.337	.652	.400	161	14	1	.994
CAREER	89	88	252	43	82	17	1	25	87	47	49	3	1	2	4	1	.325	.698	.430	449	29	5	.990

Notable

- Only the 2nd Cougar softball player out of Tennessee
- Won two ASA/USA National Championships with Tennessee Fury 97
- Only player to start every game in 2016
- Hit a grand slam against Saint Mary's in 2016

Records

Season Highs
At Bats 4 four times, last vs. Sacramento State (3/10/17)
Runs 2 three times, last vs. Utah (3/22/17)
Hits 3 vs. Washington (2/10/17)
RBI 5 vs. Nebraska (2/9/17)
Walks 2 @ UCLA (3/25/17)
Stolen Bases 1 three times, last vs. Detroit Mercy (3/3/17)
Batting Average (min. 3 AB) 1.000 vs. Washington (2/10/17)
Slugging Percentage (min. 3 AB) 2.667 vs. Utah (3/22/17)

Career Highs
At Bats 4 21 times, last @ SDSU (3/2/17)
Runs 2 nine times, last vs. Utah (3/22/17)
Hits 3 three times, last vs. Washington (2/10/17)
RBI 5 twice, last vs. Nebraska (2/9/17)
Walks 3 vs. Santa Clara (5/7/16)
Stolen Bases 1 three times, last vs. Detroit Mercy (3/3/17)
Batting Average (min. 3 AB) 1.000 twice, last vs. Washington (2/10/17)
Slugging Percentage (min. 3 AB) 2.667 vs. Utah (3/22/17)

Season Highlights

- Had 5 RBI vs. Nebraska
- Went 3/3 in win over No. 13 Washington
- Named to Puerto Vallarta College Challenge All-Tournament Team
- College Sports Madness Conference Player of the Week (2/14)
- Hit a grand slam vs. Boston U
- WCC Player of the Week (3/6)
- Had 4 RBI vs. Sacramento State on 2/3 hitting
- A pair of two-run homers in win over No. 11/13 Utah



Madison Merrell • 22

5-9 • Junior • OF • R/R • Queen Creek, Arizona • Queen Creek HS

Career Stats

Season	GP	GS	AB	R	H	2B	3B	HR	RBI	BB	SO	SB	CS	SF	SH	HBP	AVG	SLG	OBP	PO	A	E	FLD
2015	17	8	27	7	6	1	1	1	2	2	4	3	0	0	0	2	.222	.444	.323	19	7	3	.897
2016	49	39	121	21	36	7	1	4	27	9	16	2	1	1	2	1	.298	.471	.348	31	1	2	.941
2017	18	10	32	7	6	2	0	0	2	3	6	2	0	0	1	0	.188	.250	.257	11	2	1	.929
CAREER	84	57	180	35	48	10	2	5	31	14	26	7	1	1	3	3	.267	.428	.328	61	10	6	.922

Notable

- Won back-to-back national titles in 2012 and 2013 with the Queen Creek Ladycats
- Athlete and Player of the Year in 4A division in 2014
- Also played volleyball

Records

Season Highs
At Bats 3 eight times, last @ UCLA (3/25/17)
Runs 1 seven times, last @ OSU (4/1/17)
Hits 2 vs. Miami (3/3/17)
RBI 1 twice, last vs. Boston U (3/4/17)
Walks 1 three times, last vs. Maine (3/15/17)
Stolen Bases 1 twice, last vs. Sacramento State (3/11/17)
Batting Average (min. 3 AB) .333 three times, last @ UCLA (3/25/17)
Slugging Percentage (min. 3 AB) .333 three times, last @ UCLA (3/25/17)

Career Highs
At Bats 4 12 times, last @ San Diego (5/14/16)
Runs 2 four times, last vs. Santa Clara (5/7/16)
Hits 3 four times, last vs. UTEP (3/4/16)
RBI 4 vs. UC Santa Barbara (3/19/16)
Walks 2 vs. Southern Illinois (2/27/15)
Stolen Bases 1 seven times, last vs. Sacramento State (3/11/17)
Batting Average (min. 3 AB) 1.000 vs. UTEP (3/4/16)
Slugging Percentage (min. 3 AB) 2.333 vs. UTEP (3/4/16)

Season Highlights

- Game-winning RBI double vs. No. 13 Washington
- Went 2/4 with 3 RBI and a home run vs. Hawai'i
- Had 2 homers, 2 runs on 3/5 effort in doubleheader vs. Wagner
- Went 3/3 @ No. 15/16 UCLA
- Career-high 3 runs @ Oregon State
- WCC Player of the Week (4/3)



Olivia Sanchez • 24

5-7 • Sophomore • P, 1B • R/R • Murrieta, California • Murrieta Valley HS

Career Stats

Season	GP	GS	W	L	CG	SHO	SV	IP	H	R	ER	BB	SO	2B	3B	HR	AB	HBP	AVG	ERA
2016	23	14	7	8	5	2	0	91	107	61	44	40	49	27	1	11	370	7	.289	3.38
2017	5	0	0	0	0	0	0	8	12	11	10	4	1	1	0	3	37	0	.324	8.75
CAREER	28	14	7	8	5	2	0	99	119	72	54	44	50	28	1	14	407	7	.292	3.82

Notable


- Cousin of former BYU softball outfielder Monica Gonzales (2006-09)
- High school team was back-to-back league champions in 2013 and 2014
- Scholar athlete in 2012, 2013, 2015
- Southwestern League MVP in 2013 and 2015

Records

Season Highs
Strikeouts 1 vs. LIU Brooklyn (2/24/17)
ERA (min. 4 IP) --
Innings Pitched 2.2 vs. Oklahoma (2/9/17)
Opponent Batting Average (min. 4 IP) --
Earned Runs 3 twice, last vs. LIU Brooklyn (2/24/17)
Hits 4 vs. Oklahoma (2/9/17)
Walks 1 four times, last @ Fresno State (3/10/17)
At Bats 12 vs. Oklahoma (2/9/17)

Career Highs
Strikeouts 6 twice, last @ Texas (4/2/16)
ERA (min. 4 IP) .00 seven times, last vs. Nebraska (5/20/16)
Innings Pitched 7.0 vs. Creighton (2/13/16)
Opponent Batting Average (min. 4 IP) .050 twice, last vs. Nebraska (5/20/16)
Earned Runs 6 vs. Missouri (2/27/16)
Hits 14 vs. Missouri (2/27/16)
Walks 6 vs. Missouri (2/27/16)
At Bats 31 vs. Missouri (2/27/16)

Season Highlights



Lexi Tarrow • 26

5-8 • Sophomore • OF • L/R • Olympia, Washington • A.G. West Black Hills HS

Career Stats

Season	GP	GS	AB	R	H	2B	3B	HR	RBI	BB	SO	SB	CS	SF	SH	HBP	AVG	SLG	OBP	PO	A	E	FLD
2016	42	31	89	22	23	3	1	0	6	7	20	5	0	0	3	2	.258	.315	.327	12	2	1	.933
2017	32	31	85	19	31	2	2	1	16	14	15	3	1	0	2	1	.365	.471	.460	16	1	0	1.000
CAREER	74	62	174	41	54	5	3	1	22	21	35	8	1	0	5	3	.310	.391	.394	28	3	1	.969

Notable

- Full name is Lexi
- Two-year all-area and all-league player in the 2A Evergreen Conference
- Lettered in basketball, earning the defense award in the 2014-15 season
- Took third at nationals with the Washington Explosion 18 Gold Team

Records

Season Highs
At Bats 4 four times, last @ UCLA (3/25/17)
Runs 2 five times, last vs. Maine (3/15/17)
Hits 3 @ Fresno State (3/11/17)
RBI 3 vs. Maine (3/15/17)
Walks 2 twice, last vs. Boston U (3/4/17)
Stolen Bases 1 three times, last vs. Wagner (3/16/17)
Batting Average (min. 3 AB) .750 @ Fresno State (3/11/17)
Slugging Percentage (min. 3 AB) 1.333 vs. Nevada (2/17/17)

Career Highs
At Bats 4 10 times, last @ UCLA (3/25/17)
Runs 2 eight times, last vs. Maine (3/15/17)
Hits 3 @ Fresno State (3/11/17)
RBI 3 vs. Maine (3/15/17)
Walks 2 twice, last vs. Boston U (3/4/17)
Stolen Bases 2 vs. Creighton (2/13/16)
Batting Average (min. 3 AB) .750 @ Fresno State (3/11/17)
Slugging Percentage (min. 3 AB) 1.333 vs. Nevada (2/17/17)

Season Highlights

- Hit first career home run vs. Nevada
- WCC Player of the Week (2/27)
- Had a career-high 3 hits @ Fresno State on 3/4 hitting
- Career-high 3 RBI on 2/3 hitting with 2 runs vs. Maine



Allie Hancock • 27

5-10 • Sophomore • OF • R/R • Gilbert, Arizona • Basha HS

Career Stats

Season	GP	GS	AB	R	H	2B	3B	HR	RBI	BB	SO	SB	CS	SF	SH	HBP	AVG	SLG	OBP	PO	A	E	FLD
2016	18	2	10	6	1	0	0	0	1	3	4	3	0	0	0	0	.100	.100	.308	3	0	0	1.000
2017	11	6	11	2	1	0	0	1	2	4	4	0	0	0	0	4	.091	.364	.474	4	1	0	1.000
CAREER	29	8	21	8	2	0	0	1	3	7	8	3	0	0	0	4	.095	.238	.406	7	1	0	1.000

Notable

- Set the home run record at Basha HS in 2015 with 14 home runs (3rd in state)
- 2015 District Player of the Year
- Division I state runner up in 2012
- Won back-to-back national titles in 2012 and 2013 with the Lady Cats

Records

Season Highs
At Bats 3 @ Fresno State (3/11/17)
Runs 1 twice, last vs. Detroit Mercy (3/3/17)
Hits 1 vs. Nevada (2/17/17)
RBI 2 vs. Nevada (2/17/17)
Walks 1 four times, last vs. Wagner (3/16/17)
Stolen Bases --
Batting Average (min. 3 AB) .000 @ Fresno State (3/11/17)
Slugging Percentage (min. 3 AB) .000 @ Fresno State (3/11/17)

Career Highs
At Bats 4 @ San Diego (5/14/16)
Runs 1 eight times, last vs. Detroit Mercy (3/3/17)
Hits 1 twice, last vs. Nevada (2/17/17)
RBI 2 vs. Nevada (2/17/17)
Walks 2 vs. Robert Morris (2/20/16)
Stolen Bases 2 vs. Robert Morris (2/20/16)
Batting Average (min. 3 AB) .250 @ San Diego (5/14/16)
Slugging Percentage (min. 3 AB) .250 @ San Diego (5/14/16)

Season Highlights

- Hit first career home run vs. Nevada



Kerisa Viramontes • 33

5-5 • Freshman • P • R/R • Norco, California • Norco HS

Career Stats

Season	GP	GS	W	L	CG	SHO	SV	IP	H	R	ER	BB	SO	2B	3B	HR	AB	HBP	AVG	ERA
2017	8	4	1	2	1	1	0	19	22	14	14	8	13	3	0	2	75	3	.293	5.16
CAREER	8	4	1	2	1	1	0	19	22	14	14	8	13	3	0	2	75	3	.293	5.16

Notable

- Older brother Victor plays football at Cal
- First freshman to start the CIF Southern Section Division I Title game since 2006
- All-Inland First Team as a freshman

Records

Season Highs

Strikeouts 3 vs. Nevada (2/17/17)

ERA (min. 4 IP) .00 vs. Nevada (2/17/17)

Innings Pitched 5.0 vs. Nevada (2/17/17)

Opponent Batting Average (min. 4 IP) .000 vs. Nevada (2/17/17)

Earned Runs 4 vs. McNeese State (3/2/17)

Hits 5 vs. McNeese State (3/2/17)

Walks 3 vs. McNeese State (3/2/17)

At Bats 16 vs. McNeese State (3/2/17)

Career Highs

Strikeouts 3 vs. Nevada (2/17/17)

ERA (min. 4 IP) .00 vs. Nevada (2/17/17)

Innings Pitched 5.0 vs. Nevada (2/17/17)

Opponent Batting Average (min. 4 IP) .000 vs. Nevada (2/17/17)

Earned Runs 4 vs. McNeese State (3/2/17)

Hits 5 vs. McNeese State (3/2/17)

Walks 3 vs. McNeese State (3/2/17)

At Bats 16 vs. McNeese State (3/2/17)

Season Highlights

- Threw a no-hitter in her collegiate debut vs. Nevada
- WCC Pitcher of the Week (2/20)

2017 BYU SOFTBALL

INDIVIDUAL GAME AND SEASON RECORDS-17

Individual Game Records

At Bats

No.	Name	Date
8	Kate Walker vs. Colorado State	04/05/02
7	Brooke Cadiente vs. Colorado State	04/05/02
7	Lauren Watson-Perry vs. Colorado State	04/05/02
6	Gordy Bravo at San Diego	05/13/16
6	Lauren Bell at San Diego	05/13/16

Seven more players with 6

Hits

No.	Name	Date
5	Ashley Thompson vs. Pacific	04/10/15
5	Jessica Purcell-Fitu vs. Cal State Northridge	02/19/11
4	Lauren Bell vs. Sacramento State	03/11/17
4	Rylee Jensen vs. Nebraska	02/09/17
4	Ashley Thompson vs. Saint Mary's	04/22/16

29 more players with 4

Doubles

No.	Name	Date
3	Rylee Jensen vs. Nevada	02/17/17
3	Ashlee Robinson vs. Portland State	02/14/14
3	Katie Manuma vs. Seattle	02/13/14
3	JC Clayton vs. Utah	04/10/10
3	Jessica Purcell-Fitu vs. Sacramento State	03/19/09
3	Andrea Ramirez vs. DePaul	03/23/06

Home Runs

No.	Name	Date
3	Angeline Quiocho at UNLV	05/07/10

Two more players with 3

RBI

No.	Name	Date
8	Daniela Urincho-Snow at UVU	04/16/08
7	Katie Manuma vs. Seattle	02/13/14
7	Jessica Purcell-Fitu vs. UNLV	04/29/11
7	Jessica Purcell-Fitu at Utah	04/11/09
7	Jessica Purcell-Fitu vs. SUU	04/14/09
7	Ianeta Le'i vs. Utah	04/24/04
6	Ashley Thompson vs. Pacific	04/10/15

12 more players with 6

Walks

No.	Name	Date
6	Oli Keohohou vs. Utah	05/12/01
4	Jessica Dugas at UVU	05/02/12

Four more players with 4

Runs

No.	Name	Date
5	Daniela Urincho-Snow at UVU	04/16/08
4	Lauren Bell vs. Santa Clara	05/06/16
4	Lauren Bell vs. UC Santa Barbara	02/19/15

16 more players with 4

Stolen Bases

No.	Name	Date
4	JC Clayton vs. San Diego	03/23/13
3	Ashley Thompson vs. Miami (Ohio)	03/03/17
3	Krystle Chamberlain vs. New Mexico	04/16/05
3	Debbie Dodds vs. New Mexico	04/30/04
3	Lindsey Hodgen-Kelly at Utah State	03/21/01
2	Ashley Thompson vs. Mount St. Mary's	03/03/16

60 more players with 2

Strikeouts

No.	Name	Date
14	McKenna Bull vs. Wisconsin	02/12/16
14	McKenna Bull at Saint Mary's	04/03/15
14	McKenna Bull vs. Maryland	02/19/15
14	McKenna Bull vs. Valparaiso	03/14/14
14	Christina Gwyn-Trice vs. Campbell	05/16/08
14	Christina Gwyn-Trice vs. UNLV	04/26/08
14	Summer Tobias vs. New Mexico	05/13/05
13	Tori Almond vs. Seattle	02/08/13
13	Paige Affleck at Hawaii	03/17/11
13	Christina Gwyn-Trice vs. SUU	02/07/08

Innings Pitched

No.	Name	Date
16.0	Niki Andersen vs. Colorado	04/05/02
12.0	McKenna Bull at San Diego	05/13/16
12.0	Maryon DeWitt-Wallentine at Utah	05/06/00
10.0	Christie Zinanti vs. Ball State	03/14/09
10.0	Summer Tobias vs. New Mexico	05/13/05

No-Hitters

Name	Date
Kerisa Viramontes vs. Nevada	02/17/17
McKenna Bull vs. UC Santa Barbara	03/19/16
McKenna Bull vs. San Jose State	02/11/16

16 other no-hitters

Perfect Game

Name	Date
Hannah Howell vs. Loyola Marymount	04/13/13
Summer Tobias vs. UVU	03/30/05

Triple Plays

Name	Date
Coco Tau'ali/ McKenzie St. Clair /Katie Manuma	02/20/14
Ashlee Robinson/Stacie Toney/Katie Manuma	05/17/12

Individual Single Season

Batting Average

No.	Name	Year
.458	Oli Keohohou	2001
.444	Gordy Bravo	2015
.435	Lacy Hofstedt	2015

2017 Leader: .365, Lexi Tarrow

At Bats

No.	Name	Year
206	Ianeta Le'i	2006
201	JC Clayton	2013
199	Cortney Nix Clark	2007

2017 Leader: 100, Lauren Bell

Runs

No.	Name	Year
76	Angeline Quiocho	2010
70	Oli Keohohou	2001
58	Oli Keohohou	2003

2017 Leader: 22, Ashley Thompson

Hits

No.	Name	Year
85	Ianeta Le'i	2006
82	Jennifer Whiteley	2007
80	JC Clayton	2010

2017 Leader: 31, Lexi Tarrow

Home Runs

No.	Name	Year
28	Angeline Quiocho	2010
23	Jodi Norton	2007
21	Oli Keohohou	2001
20	Ianeta Le'i	2006
20	Oli Keohohou	2003
19	Andrea Ramirez	2010
18	Four players, most recently Libby Sugg	2016

2017 Leader: 7, Libby Sugg

RBI

No.	Name	Year
90	Angeline Quiocho	2010
88	Delaney Willard	2012
83	Jessica Purcell Fitu	2009
82	Ianeta Le'i	2006
66	Andrea Ramirez	2010
66	Daniela Urincho-Snow	2008
64	Jessica Purcell Fitu	2011
60	Oli Keohohou	2001
59	Jodi Norton	2007
58	Libby Sugg	2016

2017 Leader: 29, Libby Sugg

Stolen Bases

No.	Name	Year
25	Lacey Hofstedt	2013
25	Lacey Hofstedt	2015
20	Lindsey Hodgen Kelly	2001
20	Lindsey Hodgen Kelly	2000
17	JC Clayton	2013
16	Monica Gonzales	2008
15	Angeline Quiocho	2007
14	Lacey Hofstedt	2011
14	Liz Smith Vander Linden	2002
13	Five players, last Ashley Thompson	2015

2017 Leader: 11, Ashley Thompson

Walks

No.	Name	Year
73	Oli Keohohou	2001
67	Oli Keohohou	2002
60	Oli Keohohou	2003

50	Ashlyn Russell	2006
45	Kristin Delahoussaye	2008
42	Kristin Delahoussaye	2011
37	Libby Sugg	2016
37	Ashley Thompson	2014

2017 Leader: 15, Ashley Thompson

On-Base Percentage

No.	Name	Year
.636	Oli Keohohou	2001
.619	Oli Keohohou	2002
.609	Oli Keohohou	2003
.510	Gordy Bravo	2015
.506	Kristin Delahoussaye	2008
.505	Delaney Willard	2012
.498	Angeline Quiocho	2010
.490	Ashley Thompson	2016

2017 Leader: .460, Lexi Tarrow

Slugging Percentage

No.	Name	Year
1.016	Oli Keohohou	2003
.993	Oli Keohohou	2001
.956	Angeline Quiocho	2010
.891	Oli Keohohou	2002
.859	Delaney Willard	2012
.807	Jessica Purcell Fitu	2009
.786	Ianeta Le'i	2006
.776	Daniela Urincho Snow	2008
.766	Jodi Norton	2007
.733	Ashley Thompson	2016
.724	Libby Sugg	2016

2017 Leader: .652, Libby Sugg

Wins

No.	Name	Year
34	McKenna Bull	2015
32	Paige Affleck	2010
27	McKenna Bull	2016

2017 Leader: 16, McKenna Bull

Losses

No.	Name	Year
16	Maryon DeWitt Wallentine	2001
14	Hannah Howell	2013
14	Meghann Pricer	2000
13	McKenna Bull	2016

2017 Leader: 4, McKenna Bull

Complete Games

No.	Name	Year
31	McKenna Bull	2016
29	McKenna Bull	2015
24	Paige Affleck	2011

2017 Leader: 15, McKenna Bull

Shutouts

No.	Name	Year
10	McKenna Bull	2016
8	McKenna Bull	2015
8	Summer Tobias	2008

2017 Leader: 5, McKenna Bull

Saves

No.	Name	Year
7	McKenna Bull	2014
4	Katie Manuma	2013
4	Hannah Howell	2010
4	Paige Affleck	2009
3	Four players, most recently McKenna Bull	2016

2017 Leader: 1, McKenna Bull and Arianna Paulson

Innings Pitched

No.	Name	Year
263.2	McKenna Bull	2016
257.1	McKenna Bull	2015
247.1	Paige Affleck	2010

2017 Leader: 121.2, McKenna Bull

Strikeouts

No.	Name	Year
286	McKenna Bull	2016
256	McKenna Bull	2015
245	Christina Gwyn Trice	2008
234	Paige Affleck	2011
222	Paige Affleck	2010
213	Paige Affleck	2009
207	Christie Zinanti	2009
206	McKenna Bull	2014

2017 Leader: 134, McKenna Bull

Individual Career Records

Batting Average

No.	Name	Years Played
.436	Oli Keohohou	2001-03
.398	JC Clayton	2010-13
.382	Angeline Quiocho	2007-10
.368	Gordy Bravo	2013-16
.367	Ianeta Le'i	2003-06
.363	Andrea Ramirez	2006-10
.359	Sydney Broderick	2014-15
.355	Jessica Purcell Fitu	2008-11
.342	Lauren Watson Perry	2002-05

At Bats

No.	Name	Years Played
759	JC Clayton	2010-13
706	Kristin Delahoussaye	2008-11
704	Jessica Purcell Fitu	2008-11

Active leader: 579, Lauren Bell

Runs

No.	Name	Years Played
215	Angeline Quiocho	2007-10
198	Kristin Delahoussaye	2008-11
191	JC Clayton	2010-13

Active leader: 131, Lauren Bell

Hits

No.	Name	Years Played
302	JC Clayton	2010-13
265	Angeline Quiocho	2007-10
250	Jessica Purcell Fitu	2008-11

Active leader: 194, Lauren Bell

Home Runs

No.	Name	Years Played
66	Angeline Quiocho	2007-10
59	Oli Keohohou	2001-03
50	Jessica Purcell Fitu	2008-11

Active leader: 31, Ashley Thompson

RBI

No.	Name	Years Played
235	Jessica Purcell Fitu	2008-11
206	Ianeta Le'i	2003-06
201	Angeline Quiocho	2007-10

Active leader: 144, Ashley Thompson

Stolen Bases

No.	Name	Years Played
79	Lacey Hofstedt	2011-15
47	JC Clayton	2010-13
45	Angeline Quiocho	2007-10
40	Lindsey Hodgen Kelly	2000-01
39	Ashley Thompson	2014-pres.
35	Liz Smith Vander Linden	2000-02
34	Jessica Dugas	2009-12
33	Krystie Chamberlain	2004-06
31	Kristin Delahoussaye	2008-11

Walks

No.	Name	Years Played
200	Oli Keohohou	2001-03
144	Kristin Delahoussaye	2008-11
112	Ashley Thompson	2014-pres.
105	Ashlyn Russell	2003-05
99	Ianeta Le'i	2003-06

On-Base Percentage

%	Name	Years Played
.622	Oli Keohohou	2001-03
.454	JC Clayton	2010-13
.454	Angeline Quiocho	2007-10

Slugging Percentage

%	Name	Years Played
.968	Oli Keohohou	2001-03
.747	Angeline Quiocho	2007-10
.654	Ianeta Le'i	2003-06
.652	Jessica Purcell Fitu	2008-11
.626	Jodi Norton	2004-07
.613	Delaney Willard	2009-12
.604	Andrea Ramirez	2006-10
.582	Daniela Urincho Snow	2005-08
.573	Sydney Broderick	2014-15

Wins

No.	Name	Years Played
93	McKenna Bull	2014-pres.
91	Paige Affleck	2008-11
63	Christie Zinanti	2007-10

Losses

No.	Name	Years Played
35	McKenna Bull	2014-pres.
34	Paige Affleck	2008-11
27	Christie Zinanti	2007-10

Complete Games

No.	Name	Years Played
85	McKenna Bull	2014-pres.
74	Paige Affleck	2008-11
43	Christie Zinanti	2007-10

Shutouts

No.	Name	Years Played
26	McKenna Bull	2014-pres.
20	Paige Affleck	2008-11
15	Christie Zinanti	2007-10

Saves

No.	Name	Years Played
12	McKenna Bull	2014-pres.
8	Hannah Howell	2010-13
7	Paige Affleck	2008-11

Innings Pitched

No.	Name	Years Played
816.0	McKenna Bull	2014-pres.
803.1	Paige Affleck	2008-11
572.2	Christie Zinanti	2007-10

Strikeouts

No.	Name	Years Played
882	McKenna Bull	2014-pres.
803	Paige Affleck	2008-11
524	Christie Zinanti	2007-10

Team Single Game

At Bats		
No.	Game	Date
58	vs. Colorado State	04/05/02
44	at Utah	05/06/00
42	at San Diego	05/13/16
42	at Utah	04/24/04

Hits

No.	Game	Date
26	at Utah Valley	04/16/08
21	vs. Cal State Fullerton	02/20/10
21	Southern Utah	04/19/05
20	at Southern Utah	05/04/10
20	vs. Illinois	03/18/05

Doubles

No.	Game	Date
7	Southern Utah	04/05/16
7	at Sacramento State	03/19/09
6	at Southern Utah	03/25/08
6	at Utah	04/02/05
5	vs. Cal State Fullerton	02/20/10

Nine more with 5

Triples

No.	Game	Date
3	vs. Central Connecticut State	03/19/04
3	at UNLV	04/19/03
3	Utah State	03/15/03
3	vs. Northern Iowa	03/09/01
2	vs. Fresno State	03/18/16

20 more with 2

Home Runs

No.	Game	Date
10	at Utah Valley	04/16/08
5	Southern Utah	04/07/10

Four more with 5

Walks

No.	Game	Date
13	vs. Southern Utah	01/31/03
12	vs. Utah State	04/13/12
11	vs. Detroit Mercy	03/03/17

Three more games with 11

Runs

No.	Game	Date
22	at Utah Valley	04/16/08
21	vs. Utah Valley	02/04/05
20	at Southern Utah	05/04/10
20	vs. Texas Southern	03/25/08

Runs in a Single Inning

No.	Game	Date
12	at Southern Utah	03/25/08
11	vs. Saint Mary's	05/03/13
11	vs. Cal State Northridge	02/17/12
10	New Mexico	04/29/06
10	vs. Utah Valley	02/04/05
10	at San Diego	03/10/01
9	at UNLV	04/14/11

Five more games with 9

Stolen Bases

No.	Game	Date
7	at Santa Clara	03/24/00
6	vs. Robert Morris	02/20/16
6	at San Diego	03/23/13
5	vs. Southern Illinois	02/27/15

11 more games with 5

Strikeouts

No.	Game	Date
15	at Fresno State	03/05/09
14	vs. Wisconsin	02/11/16
14	at Saint Mary's	04/03/15
14	vs. Maryland	02/19/15
14	vs. Campbell	05/16/08
14	vs. UNLV	04/26/08
14	vs. New Mexico	05/13/05
13	at Utah Valley	04/06/13

Four more games with 13

Team Single Season)

Batting Average		Walks	
No.	Year	No.	Year
.338	2010	235	2012
.328	2015	233	2006
.325	2008	225	2011
.320	2009	211	2003
.315	2012	209	2014
.313	2007	202	2010

At Bats		Runs	
No.	Year	No.	Year
1735	2006	406	2010
1718	2008	375	2008
1705	2007	368	2006
1633	2010	360	2007
1620	2012	356	2011
1609	2009	354	2012

Hits		Slugging Percentage	
No.	Year	No.	Year
558	2008	.559	2010
538	2006	.542	2008
534	2007	.527	2007
522	2010	.510	2005
515	2009	.507	2003
510	2012	.488	2004

Home Runs		Stolen Bases	
No.	Year	No.	Year
87	2007	89	2013
84	2010	76	2011
82	2008	69	2008
68	2005	67	2015
63	2006	59	2012
60	2000	58	2010

RBI		Strikeouts	
No.	Year	No.	Year
385	2010	488	2008
354	2004	420	2009
345	2008	386	2011
342	2006	379	2014
327	2007	365	2016
318	2011	360	2010

Total Bases	
No.	Year
931	2008
913	2010
899	2007
812	2006
788	2005
770	2009

Bold: on this year's roster

More on records can be found at byucougars.com/w-softball/

The Automated ScoreBook
Overall Statistics for Brigham Young (as of Apr 01, 2017)
(All games Sorted by Batting avg)

Record: 23-10 Home: 5-0 Away: 4-4 Neutral: 14-6 Conference: 0-0

Player	avg	gp-gs	ab	r	h	2b	3b	hr	rbi	tb	slg%	bb	hp	so	gdp	ob%	sf	sh	sb-att	po	a	e	fld%
GODFREY, Ashley	.500	11-1	6	2	3	0	0	0	2	3	.500	1	1	0	0	.625	0	0	1-1	11	2	0	1.000
TARROW, Lexi	.365	32-31	85	19	31	2	2	1	16	40	.471	14	1	15	0	.460	0	2	3-4	16	1	0	1.000
SUGG, Libby	.337	32-31	89	13	30	7	0	7	29	58	.652	10	0	16	0	.400	1	4	3-3	161	14	1	.994
ALLDREDGE, Caitlyn	.325	33-33	80	19	26	8	1	4	16	48	.600	14	1	15	1	.427	1	3	3-4	31	66	3	.970
JENSEN, Rylee	.322	30-28	87	15	28	9	1	3	16	48	.552	13	1	8	1	.416	0	3	4-6	40	2	0	1.000
VANDER HEIDE, Brooke	.317	24-17	41	12	13	1	0	0	6	14	.341	9	0	10	0	.440	0	0	3-3	14	2	0	1.000
STRID, Alexa	.293	33-33	92	14	27	6	1	3	15	44	.478	7	0	10	0	.340	1	6	2-2	46	54	4	.962
BELL, Lauren	.290	33-33	100	20	29	5	0	0	13	34	.340	13	1	22	0	.374	1	3	3-4	66	38	7	.937
BRELAND, Brielle	.283	28-19	53	12	15	3	0	1	9	21	.396	1	4	12	1	.345	0	3	3-4	23	1	1	.960
THOMPSON, Ashley	.278	33-33	97	22	27	4	3	5	22	52	.536	15	0	19	1	.372	1	0	11-12	165	5	4	.977
MERRELL, Madison	.188	18-10	32	7	6	2	0	0	2	8	.250	3	0	6	0	.257	0	1	2-2	11	2	1	.929
PAULSON, Arissa	.154	4-4	13	2	2	0	0	0	2	2	.154	0	0	4	1	.154	0	0	0-0	4	5	0	1.000
ST. CLAIR, McKenzie	.152	17-13	33	4	5	2	0	0	3	7	.212	5	1	9	1	.282	0	0	1-1	7	1	0	1.000
HANCOCK, Allie	.091	11-6	11	2	1	0	0	1	2	4	.364	4	4	4	1	.474	0	0	0-0	4	1	0	1.000
ERICKSON, Emilee	.063	10-5	16	3	1	0	0	0	0	1	.063	1	2	3	0	.211	0	0	0-0	36	1	0	1.000
SANCHEZ, Olivia	.000	1-0	1	0	0	0	0	0	0	0	.000	0	0	0	0	.000	0	0	0-0	3	0	1	.750
Totals	.292	33	836	166	244	49	8	25	153	384	.459	110	16	153	7	.383	5	25	39-46	639	213	23	.974
Opponents	.236	33	798	99	188	23	2	18	92	269	.337	98	11	199	2	.326	5	13	28-33	628	243	29	.968

LOB - Team (199), Opp (188). DPs turned - Team (6), Opp (10).

(All games Sorted by Earned run avg)

Player	era	w-l	app	gs	cg	sho	sv	ip	h	r	er	bb	so	2b	3b	hr	b/avg	wp	hp	bk	sfa	sha
BULL, McKenna	1.73	16-4	22	18	15	5/0	1	121.2	93	36	30	40	134	8	1	9	.207	7	4	0	2	8
PAULSON, Arissa	3.55	3-3	11	8	3	0/0	0	43.1	42	24	22	31	38	8	1	1	.268	7	1	1	1	4
PAULSON, Arianna	4.33	3-1	8	3	1	1/0	1	21.0	19	14	13	15	13	3	0	3	.241	2	3	0	0	0
VIRAMONTES, Kerisa	5.16	1-2	8	4	1	1/0	0	19.0	22	14	14	8	13	3	0	2	.293	0	3	0	2	1
SANCHEZ, Olivia	8.75	0-0	4	0	0	0/0	0	8.0	12	11	10	4	1	1	0	3	.324	0	0	0	0	0
Totals	2.89	23-10	33	33	20	7/0	2	213.0	188	99	88	98	199	23	2	18	.236	16	11	1	5	13
Opponents	4.88	10-23	33	33	9	4/1	2	209.1	244	166	146	110	153	49	8	25	.292	10	16	2	5	25

Pickoffs - Team (3), SUGG 3. SBA/ATT - SUGG (23-27), BULL (16-16), PAULSON, Aris (5-8), ERICKSON (5-6), PAULSON, Aria (3-4), SANCHEZ (3-4), VIRAMONTES (1-1).

The Automated ScoreBook
 Overall Statistics for Brigham Young (as of Apr 01, 2017)
 (All games Sorted by Fielding pct)

Player	c	po	a	e	fld%	dp	sba	csb	sba%	pb	ci
JENSEN, Rylee	42	40	2	0	1.000	2	0	0	---	0	0
ERICKSON, Emilee	37	36	1	0	1.000	0	5	1	.833	0	0
TARROW, Lexi	17	16	1	0	1.000	0	0	0	---	0	0
VANDER HEIDE, Brooke	16	14	2	0	1.000	0	0	0	---	0	0
BULL, McKenna	14	1	13	0	1.000	0	16	0	1.000	0	0
GODFREY, Ashley	13	11	2	0	1.000	0	0	0	---	0	0
PAULSON, Arissa	9	4	5	0	1.000	0	5	3	.625	0	0
ST. CLAIR, McKenzie	8	7	1	0	1.000	0	0	0	---	0	0
HANCOCK, Allie	5	4	1	0	1.000	0	0	0	---	0	0
VIRAMONTES, Kerisa	3	0	3	0	1.000	0	1	0	1.000	0	0
SUGG, Libby	176	161	14	1	.994	0	23	4	.852	0	0
THOMPSON, Ashley	174	165	5	4	.977	5	0	0	---	0	0
ALLDREDGE, Caitlyn	100	31	66	3	.970	2	0	0	---	0	0
STRID, Alexa	104	46	54	4	.962	0	0	0	---	0	0
BRELAND, Briielle	25	23	1	1	.960	0	0	0	---	0	0
BELL, Lauren	111	66	38	7	.937	3	0	0	---	0	0
MERRELL, Madison	14	11	2	1	.929	0	0	0	---	0	0
SANCHEZ, Olivia	4	3	0	1	.750	0	3	1	.750	0	0
PAULSON, Arianna	3	0	2	1	.667	0	3	1	.750	0	0
Totals	875	639	213	23	.974	6	28	5	.848	0	0
Opponents	900	628	243	29	.968	10	39	7	.848	0	0

The Automated ScoreBook
 Game Results for Brigham Young (as of Apr 01, 2017)
 (All games)

Date	Opponent	Score	Inns	Overall	Conference	Pitcher of record	Attend	Time
Feb 09, 2017	vs Nebraska	w 12-1	5	1-0-0	0-0-0	BULL (W 1-0)	400	1:50
Feb 09, 2017	vs #1 Oklahoma	L 1-7	7	1-1-0	0-0-0	PAULSON,Aria (L 0-1)	324	2:06
Feb 10, 2017	vs Washington	w 4-2	7	2-1-0	0-0-0	BULL (W 2-0)	1100	2:14
Feb 11, 2017	vs #2 Auburn	L 0-3	7	2-2-0	0-0-0	PAULSON,Aris (L 0-1)	656	2:08
Feb 16, 2017	vs Hawaii	w 7-5	7	3-2-0	0-0-0	BULL (W 3-0)	200	2:13
Feb 17, 2017	vs Texas State	w 5-3	7	4-2-0	0-0-0	BULL (W 4-0)	150	2:17
Feb 17, 2017	vs Nevada	w 8-0	5	5-2-0	0-0-0	VIRAMONTES (W 1-0)	0	1:20
Feb 23, 2017	vs #11 Georgia	w 4-0	7	6-2-0	0-0-0	BULL (W 5-0)	208	2:06
# Feb 23, 2017	vs #9 Arizona	L 0-9	6	6-3-0	0-0-0	PAULSON,Aris (L 0-2)	311	1:41
Feb 24, 2017	vs Louisville	w 4-0	7	7-3-0	0-0-0	BULL (W 6-0)	124	1:47
Feb 24, 2017	vs LIU Brooklyn	L 5-10	7	7-4-0	0-0-0	VIRAMONTES (L 1-1)	150	2:20
Feb 25, 2017	vs #18 Texas A&M	L 1-11	7	7-5-0	0-0-0	BULL (L 6-1)	472	2:37
Mar 02, 2017	vs McNeese State	L 3-6	7	7-6-0	0-0-0	VIRAMONTES (L 1-2)	166	2:12
# 03-02-17	at San Diego State	w 5-1	7	8-6-0	0-0-0	BULL (W 7-1)	182	2:03
Mar 03, 2017	vs Miami (Ohio)	w 6-2	7	9-6-0	0-0-0	BULL (W 8-1)	111	2:02
Mar 03, 2017	vs Detroit Mercy	w 16-0	5	10-6-0	0-0-0	PAULSON,Aria (W 1-1)	135	2:02
Mar 04, 2017	vs Boston U	w 9-0	5	11-6-0	0-0-0	BULL (W 9-1)	212	1:30
Mar 10, 2017	vs Sacramento State	w 7-1	7	12-6-0	0-0-0	PAULSON,Aris (W 1-2)	50	2:04
Mar 10, 2017	at Fresno State	L 1-6	7	12-7-0	0-0-0	BULL (L 9-2)	975	2:10
Mar 11, 2017	vs Sacramento State	w 9-4	7	13-7-0	0-0-0	PAULSON,Aria (W 2-1)	102	2:27
Mar 11, 2017	at Fresno State	w 8-6	(8)	14-7-0	0-0-0	BULL (W 10-2)	992	3:08
Mar 15, 2017	MAINE-1	w 8-0	5	15-7-0	0-0-0	BULL (W 11-2)	-	1:28
Mar 15, 2017	MAINE-2	w 10-4	7	16-7-0	0-0-0	PAULSON,Aria (W 3-1)	459	2:10
Mar 16, 2017	WAGNER-1	w 7-1	7	17-7-0	0-0-0	BULL (W 12-2)	-	1:42
Mar 16, 2017	WAGNER-2	w 5-4	7	18-7-0	0-0-0	BULL (W 13-2)	395	2:10
Mar 22, 2017	#11 UNIVERSITY OF UTAH	w 4-3	7	19-7-0	0-0-0	BULL (W 14-2)	804	2:40
Mar 24, 2017	vs Dartmouth-1	w 4-0	7	20-7-0	0-0-0	BULL (W 15-2)	-	1:57
Mar 24, 2017	vs Dartmouth-2	w 5-1	7	21-7-0	0-0-0	PAULSON,Aris (W 2-2)	126	1:52
Mar 25, 2017	at #15 UCLA-1	L 0-1	7	21-8-0	0-0-0	BULL (L 15-3)	-	1:52
Mar 25, 2017	at #15 UCLA-2	L 2-4	7	21-9-0	0-0-0	PAULSON,Aris (L 2-3)	612	2:00
Mar 30, 2017	at #3 Oregon	L 0-1	7	21-10-0	0-0-0	BULL (L 15-4)	1987	1:41
Mar 31, 2017	at Oregon State	w 4-2	7	22-10-0	0-0-0	PAULSON,Aris (W 3-3)	238	2:20
Apr 01, 2017	at Oregon State	w 2-1	7	23-10-0	0-0-0	BULL (W 16-4)	222	2:00

() extra inning game

The Automated ScoreBook
 Team Game-by-Game for Brigham Young (as of Apr 01, 2017)
 Batting (All games)

Date	Opponent	ab	r	h	rbi	2b	3b	hr	tb	bb	ibb	sb	cs	hbp	sac	sf	gdp	k	po	a	e	lob	avg
Feb 09	vs Nebraska	27	12	16	12	3	0	1	22	2	0	2	0	0	1	1	0	4	15	2	0	7	.593
Feb 09	vs Oklahoma	26	1	6	1	0	0	0	6	0	0	1	1	0	0	0	0	8	18	9	0	4	.415
Feb 10	vs Washington	25	4	8	3	1	0	0	9	2	0	0	0	0	1	0	0	6	21	8	0	6	.385
Feb 11	vs Auburn	26	0	5	0	1	0	0	6	1	0	0	1	0	1	0	0	5	18	9	0	7	.337
Feb 16	vs Hawaii	26	7	10	7	2	0	1	15	4	0	0	1	0	3	0	0	4	21	9	2	5	.346
Feb 17	vs Texas State	25	5	8	5	2	0	2	16	1	0	1	0	1	1	0	0	2	21	4	2	5	.342
Feb 17	vs Nevada	25	8	10	8	4	1	2	22	3	0	0	0	2	0	0	0	2	15	4	0	7	.350
Feb 23	vs Georgia	22	4	4	3	0	0	1	7	6	0	4	0	1	1	1	0	6	21	9	1	6	.332
Feb 23	vs Arizona	22	0	3	0	1	0	0	4	2	0	0	0	0	0	0	1	9	15	6	0	6	.312
Feb 24	vs Louisville	26	4	7	4	0	0	0	7	0	0	1	0	1	1	0	0	6	21	7	0	6	.308
Feb 24	vs LIU Brooklyn	33	5	11	5	3	0	0	14	3	0	2	0	1	0	0	0	3	18	5	1	11	.311
Feb 25	vs Texas A&M	22	1	2	1	1	0	1	6	3	0	0	0	0	0	0	0	8	21	7	2	3	.295
Mar 02	vs McNeese State	24	3	6	2	2	0	0	8	2	0	1	2	1	1	0	0	5	21	4	0	4	.292
03-02-17	at San Diego State	29	5	9	5	1	0	1	13	3	0	1	0	0	0	1	0	5	21	7	0	7	.293
Mar 03	vs Miami (Ohio)	22	6	9	5	2	0	1	14	6	0	4	0	0	1	1	2	1	21	5	2	6	.300
Mar 03	vs Detroit Mercy	29	16	12	13	2	1	1	19	11	0	2	0	2	0	0	0	3	15	8	1	11	.308
Mar 04	vs Boston U	19	9	6	9	2	0	1	11	6	0	0	0	0	2	0	0	1	15	3	0	3	.308
Mar 10	vs Sacramento State	30	7	11	7	2	0	1	16	2	0	1	0	1	0	0	0	6	21	10	0	8	.312
Mar 10	at Fresno State	24	1	4	1	0	0	0	4	3	0	0	0	0	0	0	0	2	18	5	3	5	.305
Mar 11	vs Sacramento State	27	9	8	8	2	1	1	15	6	0	5	0	0	1	0	0	9	21	7	1	4	.305
Mar 11	at Fresno State	31	8	11	8	3	0	0	14	6	0	5	0	0	2	1	0	6	24	7	1	9	.307
Mar 15	MAINE	19	8	8	8	0	0	2	14	4	0	2	0	0	1	0	0	5	15	5	0	4	.311
Mar 15	MAINE	25	10	10	9	2	1	1	17	8	0	0	0	0	3	0	0	2	21	7	0	8	.315
Mar 16	WAGNER	28	7	9	6	1	1	1	15	0	0	1	0	0	1	0	0	0	21	6	0	4	.315
Mar 16	WAGNER	23	5	6	5	2	0	2	14	5	0	2	0	0	1	0	1	1	21	5	0	5	.313
Mar 22	UNIVERSITY OF UTAH	27	4	10	4	3	1	2	21	0	0	0	0	1	0	0	0	3	21	10	1	6	.316
Mar 24	vs Dartmouth	23	4	5	2	0	0	1	8	3	0	2	0	2	1	0	1	0	21	6	2	7	.312
Mar 24	vs Dartmouth	28	5	7	5	1	1	1	13	1	0	0	0	2	0	0	0	6	21	11	1	5	.310
Mar 25	at UCLA	22	0	1	0	0	0	0	1	4	0	0	1	0	0	0	0	9	18	3	0	5	.302
Mar 25	at UCLA	28	2	7	2	2	0	0	9	3	0	0	0	0	1	0	0	7	18	9	1	9	.300
Mar 30	at Oregon	23	0	5	0	1	0	0	6	1	0	1	1	0	0	0	2	9	18	5	2	3	.298
Mar 31	at Oregon State	25	4	5	4	2	0	1	10	7	0	0	0	0	0	0	0	3	21	7	0	7	.295
Apr 01	at Oregon State	25	2	5	1	1	1	0	8	2	0	1	0	1	1	0	0	7	21	4	0	6	.292
Totals		836	166	244	153	49	8	25	384	110	0	39	7	16	25	5	7	153	639	213	23	199	.292

The Automated ScoreBook
 Team Game-by-Game for Brigham Young (as of Apr 01, 2017)
 Pitching (All games)

Date	Opponent	ip	h	r	er	bb	so	2b	3b	hr	wp	bk	hbp	dp	ibb	score	w-l	sv	era
Feb 09	vs Nebraska	5.0	1	1	1	1	7	0	0	1	0	0	0	0	0	12-1	1-0	0	1.40
Feb 09	vs Oklahoma	6.0	7	7	7	5	1	2	0	1	0	0	1	0	0	1-7	1-1	0	5.09
Feb 10	vs Washington	7.0	7	2	2	2	3	0	0	1	0	0	0	0	0	4-2	2-1	0	3.89
Feb 11	vs Auburn	6.0	3	3	3	6	6	0	0	0	1	0	1	0	0	0-3	2-2	0	3.79
Feb 16	vs Hawaii	7.0	11	5	5	1	5	0	0	1	0	1	0	0	0	7-5	3-2	0	4.06
Feb 17	vs Texas State	7.0	7	3	1	9	7	1	0	0	0	0	1	0	0	5-3	4-2	1	3.50
Feb 17	vs Nevada	5.0	0	0	0	1	3	0	0	0	0	0	1	0	0	8-0	5-2	1	3.09
Feb 23	vs Georgia	7.0	5	0	0	4	5	0	0	0	0	0	0	1	0	4-0	6-2	1	2.66
Feb 23	vs Arizona	5.0	8	9	9	7	3	4	0	1	4	0	0	0	0	0-9	6-3	1	3.56
Feb 24	vs Louisville	7.0	5	0	0	1	5	0	0	0	1	0	0	0	0	4-0	7-3	1	3.16
Feb 24	vs LIU Brooklyn	6.0	10	10	8	5	6	1	0	2	0	0	1	0	0	5-10	7-4	1	3.71
Feb 25	vs Texas A&M	7.0	10	11	10	5	6	2	0	2	1	0	2	0	0	1-11	7-5	1	4.29
Mar 02	vs McNeese State	7.0	8	6	6	5	5	1	0	1	0	0	1	0	0	3-6	7-6	1	4.44
03-02-17	at San Diego State	7.0	4	1	1	3	8	1	0	0	0	0	0	0	0	5-1	8-6	1	4.17
Mar 03	vs Miami (Ohio)	7.0	4	2	0	2	11	0	0	0	0	0	0	0	0	6-2	9-6	1	3.86
Mar 03	vs Detroit Mercy	5.0	5	0	0	3	3	0	0	0	0	0	0	0	0	16-0	10-6	1	3.67
Mar 04	vs Boston U	5.0	4	0	0	2	3	1	0	0	0	0	1	0	0	9-0	11-6	1	3.50
Mar 10	vs Sacramento State	7.0	5	1	1	4	5	0	0	0	1	0	0	0	0	7-1	12-6	1	3.35
Mar 10	at Fresno State	6.0	7	6	6	4	4	0	0	2	0	0	0	0	0	1-6	12-7	1	3.53
Mar 11	vs Sacramento State	7.0	9	4	4	2	5	0	0	2	0	0	0	0	0	9-4	13-7	1	3.56
Mar 11	at Fresno State	8.0	8	6	4	3	8	1	0	0	2	0	0	0	0	8-6	14-7	1	3.55
Mar 15	MAINE	5.0	2	0	0	0	9	1	0	0	0	0	0	0	0	8-0	15-7	1	3.42
Mar 15	MAINE	7.0	6	4	4	5	7	1	0	1	0	0	0	1	0	10-4	16-7	1	3.45
Mar 16	WAGNER	7.0	4	1	1	1	7	1	0	1	0	0	0	0	0	7-1	17-7	1	3.34
Mar 16	WAGNER	7.0	6	4	4	2	13	2	0	0	2	0	0	0	0	5-4	18-7	1	3.37
Mar 22	UNIVERSITY OF UTAH	7.0	8	3	3	3	5	0	1	0	1	0	1	0	0	4-3	19-7	1	3.35
Mar 24	vs Dartmouth	7.0	2	0	0	1	10	0	0	0	0	0	1	1	0	4-0	20-7	1	3.22
Mar 24	vs Dartmouth	7.0	5	1	1	1	5	1	0	0	0	0	0	1	0	5-1	21-7	1	3.13
Mar 25	at UCLA	6.0	5	1	1	0	7	0	0	1	0	0	0	0	0	0-1	21-8	1	3.07
Mar 25	at UCLA	6.0	9	4	3	2	2	2	1	0	0	0	0	1	0	2-4	21-9	1	3.08
Mar 30	at Oregon	6.0	3	1	0	0	8	1	0	0	0	0	0	0	0	0-1	21-10	1	2.99
Mar 31	at Oregon State	7.0	6	2	2	5	7	0	0	1	1	0	0	1	0	4-2	22-10	2	2.96
Apr 01	at Oregon State	7.0	4	1	1	3	10	0	0	0	2	0	0	0	0	2-1	23-10	2	2.89
Totals		213.0	188	99	88	98	199	23	2	18	16	1	11	6	0	166-99	23-10	2	2.89