

Game 23 at BYU Cougars

Date/Tipoff: Sat., Jan. 31, 2015 / 6 pm

Where: Marriott Center (Provo, Utah)

TV: BYUtv (Dave McCann, Blaine Fowler)

Radio: KDOW 1220AM, SantaClaraBroncos.com

Series Record: BYU leads 22-5

First Meeting: at BYU won 65-59 Dec. 21, 1951

Last Meeting: BYU won 81-46 on Jan. 1, 2015 in Santa Clara

Santa Clara Broncos

Head Coach: Kerry Keating, 8th year (Seton Hall, 1993)

2014-15: 11-11, 5-5 WCC (8-3 H, 2-6 A, 1-2 N)

Keating's SCU/Overall Record: 125-132 (8th Year)

Associate Coach: Sam Scholl (San Diego, '01)

Assistant Coaches: Jesse Pruitt (UC Davis, '05)
Steve Snell (Radford, '90)

DBO: Brandon Rosenthal (St. John Fisher College, '10)

Video Coordinator: Kyle Bailey (Santa Clara '05)

BYU Cougars

Coach: Dave Rose, 10th year (Houston, 1983)

2014-15 Record: 16-7, 6-4 WCC (9-3 H, 5-2 A, 2-2 N)

BK SID: Kyle Chilton (kyle_chilton@byu.edu)

2014-15 Santa Clara Schedule/Results

Date	Opponent	Time
Nov. 7	># CSU EAST BAY	82-72
Nov. 14	>CSU FULLERTON	89-72
Nov. 15	~ SAN DIEGO CHRISTIAN	70-58
Nov. 19	>* at Utah State	54-60
Nov. 24	>& at Michigan State	79-52
Nov. 27	>& vs. Tennessee	57-64
Nov. 28	>\$ vs. Rhode Island	66-44
Nov. 30	>% vs. Rider	68-60
Dec. 6	! at San Jose State	61-50
Dec. 13	! WASHINGTON ST.	76-67
Dec. 17	+Cal Poly defeated Northeastern (at SCU)	60-58
Dec. 20	+~ NORTHEASTERN	72-78
Dec. 23	+CAL POLY	58-69
Dec. 27	~-= at Saint Mary's	60-73
Dec. 29	^ at Pacific	57-40
Jan. 1	+ BYU	46-81
Jan. 3	!^ SAN DIEGO	59-56
Jan. 8	^ at Portland	61-78
Jan. 10	~* at No. 6/7 Gonzaga	57-79
Jan. 13	ST. KATHERINE	77-63
Jan. 17	~= SAN FRANCISCO	70-64
Jan. 22	! LMU	65-62
Jan. 24	~= PEPPERDINE	60-57
Jan. 29	^ at San Diego	64-69
Jan. 31	!+ at BYU	6 p.m.
Feb. 5	% GONZAGA	8 p.m.
Feb. 7	~^ PORTLAND	5 p.m.
Feb. 12	!- at San Francisco	8 p.m.
Feb. 19	^ at Pepperdine	6 p.m.
Feb. 21	~^ at LMU	3 p.m.
Feb. 26	^ PACIFIC	7 p.m.
Feb. 28	~^ SAINT MARY'S	5 p.m.
Mar. 5-10	at WCC Tournament (Las Vegas)	TBA

Home games are in **BOLD CAPS** and played at the Leavey Center. All times listed are Pacific and subject to change.

- WCC; # - Exhibition game. TV: & - ESPN2; % - ESPN3; \$ - ESPNU; & - Big Ten Network; +- 48th Cable Car Classic
= - Comcast CA; ^ - Comcast BA; ^ - WTv; + - BYUtv; * - Root.
Radio: ! - KDOW; ~ - KLIV; > - SantaClaraBroncos.com website audio

Michelle Young / Santa Clara Basketball SID

OFFICE: (408) 544-2114

CELL: (408) 642-9117

E-MAIL: myoung@scu.edu



SANTA CLARA BRONCOS

Broncos Move On To Provo To Face BYU Saturday

Santa Clara will move on to Utah for a 6 pm Pacific game at BYU on Sat., Jan. 31. The game in Provo will be televised live on BYUtv with Dave McCann and Blaine Fowler making the call. The game will also be broadcast live on KDOW 1220 AM and the Bronco website, SantaClaraBroncos.com, as part of the Bronco Radio Network. Anthony Passarelli is in his eighth season as the Broncos' play-by-play announcer.

SCU is 11-11 and 5-5 in the WCC. The Broncos had won four straight games, including the past three WCC games (vs. USF, LMU and Pepperdine), before they lost 69-64 at San Diego on Thursday. The Cougars are 16-7 and 6-4 in the WCC. Losing two in a row on the road in the WCC at Saint Mary's (82-77) and San Diego (77-74), BYU returned home on Thursday to beat USF 78-74.

BYU

BYU leads the all-time series with SCU 22-5. The Broncos have lost 11 straight games to the Cougars. The Broncos' last series win came on Dec. 2, 1972 when they defeated No. 12 BYU, 66-64, in Provo. The Broncos' last win vs. BYU in Santa Clara came almost 54 years ago and it was actually two wins on back-to-back days. The Broncos defeated BYU 64-53 on Dec. 8, 1961 and then 71-55 on Dec. 9, 1961.

BYU features four players averaging double figures: Tyler Haws (22.7), Anson Winder (14.3), Chase Fischer (13.5) and Kyle Collinsworth (12.5).

WCC's Top Scoring Back-Court Returns

The Broncos return the West Coast Conference's top-scoring back-court in Brandon Clark and Jared Brownridge. Clark is averaging 16.3 ppg after scoring 16.9 ppg in 2013-14. Brownridge is averaging 14.3 ppg after leading the team with 17.2 ppg last year. Both have scored in double figures 18 times this year. Clark has led the team in scoring 12 times, Brownridge nine, Matt Hubbard twice and Nate Kratch once. Denzel Johnson and Jalen Richard both had a team-high 13 points at Portland to finish out the game scoring leaders.

Kratch leads the team with 4.8 rpg and .68 bpg. Clark leads the team with 3.9 apg, Denzel Johnson is tops in steals with 1.3 spg.

20s Together

Brandon Clark (29) and Jared Brownridge (20) both scored 20+ vs. LMU on Jan. 22. Brownridge tied a season-high with six threes. Scoring 20+ together is nothing new for the duo of Brownridge and Clark, as they did it five times last season and have done it twice this year.

Clark has scored 20+ points in nine games this season. Starting 59 career games, Clark has scored double figures 64 times in his career, including 22 games with 20 or more points the past two years. His first two seasons he never scored more than 19. He has also scored 30 or more three times during his career, including a season-high 31 points vs. CSU-Fullerton on Nov. 14.

Opponent	Date	JB	BC
at Fullerton	11/16/13	23	21
at Portland	12/30/13	20	20
vs. LMU	1/4/14	26	29
at Saint Mary's	1/9/14	20	23
vs. BYU	1/18/14	20	30
vs. Rider	11/30/14	27	23
vs. LMU	1/22/15	20	29

2014-15 Santa Clara Basketball Roster

No.	Name	Pos.	Hgt.	Wgt.	Yr.	Hometown/High School (Last School)
0	Stephen Edwards	G	6-2	180	Fr.	Muskogee, Okla. / Putnam City West
1	Evan Wardlow	F	6-4	180	Fr.	Lake View Terrace, Calif. / El Camino Real
3	Brandon Clark	G	6-0	170	Sr.	East Chicago, Ind. / Merrillville
4	Jarvis Pugh	G	6-6	205	RS-Fr.	Murphy, Texas / Plano East
5	Jalen Richard	G	6-3	185	So.	San Tan Valley, Ariz. / Poston Butte
10	Kai Healy	G	6-5	210	Fr.	Wahroonga (Sydney), Australia / The Scots College
20	Denzel Johnson	G	6-4	190	Sr.	Fresno, Calif. / Clovis West
22	Matt Hubbard	F	6-9	210	Fr.	Colville, Wash. / Colville
23	Jared Brownridge	G	6-2	190	So.	Aurora, Ill. / Waubonsie Valley
30	Andrew Papenfus	F	6-5	215	Sr.	Snowmass, Colo. / Aspen
42	Dominic Romeo	F	6-7	240	Gr.	Turlock, Calif. / Pitman
43	Nate Kratch	F	6-6	230	RS-So.	Watertown, Minn. / Watertown-Mayer
44	Yannick Atanga	F	6-8	225	Sr.	Yaounde, Cameroon / Besant Hill School (Ojai, Calif.)
50	Emmanuel Ndumanya	C	6-9	270	RS-Fr.	Anambra, Nigeria / Junipero Serra

+ - out for the season with a torn ACL

Brownridge has scored 20+ points 18 times in his career, including three straight games earlier this season (vs. Rider, at SJSU and vs. Washington State). The 2014 WCC Newcomer of the Year, Jared Brownridge has started every game he has played in the past two years (55 straight). He has scored double figures 44 times and has yet to be held scoreless. He scored 30+ three times last season but has yet to do it this season.

Two-Time Player of the Week

Hitting back-to-back game-clinching free throws last weekend, Brandon Clark was named the West Coast Conference Player of the Week on Jan. 26. It is the second time this season he has been named the league's player of the week, collecting the honors on Nov. 17, 2014 as well.

An 83.7 percent free throw shooter during his four year Bronco career, Clark hit a pair of free throws with 11 seconds left to ice the game vs. LMU on Jan. 22. He then added three free throws in the final 16 seconds of the Pepperdine victory on Jan. 24. Clark scored a WCC season-high 29 points vs. LMU and added 13 vs. Pepperdine.

In the two victories last weekend, Clark played 37.5 mpg, averaged 21.0 ppg, shot 45.2 percent from the field and 83.2 percent from the free throw line (10 of 12). He collected 2.5 rpg, 3.5 apg and 1.0 spg.

Clark was named the WCC Player of the Week on Nov. 17, 2014. He set a school record for points scored in a season opener with 31, including 15 of 16 from the line, in the Broncos' win vs. CSU Fullerton on Nov. 14. He had four career bests on the weekend as well. He was 15 of 16 from the free throw line vs. the Titans - marking a career best in makes and attempts. He is the only the seventh Bronco in school history to make 15+ free throws in a game. He scored 21 points vs. SDC on Nov. 15, collecting a career-high nine assists.

Go For a Walk?

Jared Brownridge works as an EyeBronco reporter for the SCU Media Relations office and hosts his own YouTube series: "Long Walks With Jared". With a couple cameras filming their conversation, Brownridge walks around the picturesque Mission campus chatting with his subject. He interviewed WCC Commissioner Lynn Holzman on Jan. 21 and that interview will be released on Mon., Feb. 2.

On the horizon, he is looking forward to interviewing former Bronco head coach Carroll Williams in mid-February. The Bronco head coach from 1970-92, Williams is the second-winningest coach in WCC history with 165 victories to his credit.

Brownridge has also Santa Clara University President, Father Michael Engh and two of his teammates: Dominic Romeo and Brandon Clark.

Brandon

At No. 15 with 1,400 career points scored, Brandon Clark is just the sixth player in school history to score 1,400+ career points and dish out 370+ career assists (joining Kevin Foster, Brian Jones, Nash, Evan Roquemore and Kyle Bailey). Clark needs 138 points to move past No. 14 Bud Ogden (1,437, 1966-69). Clark was the 15th Bronco to score 1,400 career points at USD on Jan. 29 and the 20th Bronco in school history to score 1,300 points on Jan. 13. Clark joined the 1,000 career points scored list last season when he scored 18 points at Pepperdine on March 1, 2014. He was the seventh Bronco to score his 1,000th career under Bronco head coach Kerry Keating.

Shooting better than 85.0 percent this season from the line (102 of 120), Clark has shot 83.7 percent during his career (369 of 441) - good enough for No. 3 on the Bronco career list. The record is held by Steve Nash (86.1 percent, 1991-96) and Russ Vrankovich is No. 2 (85.8 percent, 1961-64). Clark is No. 10 on the career list with 123 games played; No. 10 with 151 threes made; No. 9 in threes attempted with 430; and No. 10 with 372 assists.

Clark had his streak of 25 straight games in double figures snapped at Utah State when he scored nine on Nov. 19. The streak dated back to Dec. 13, 2013. It was the longest streak for a Bronco since Travis Niesen scored double figures in 22 straight games (Feb. 5, 2005-Jan. 21, 2006).

Jared

Jared Brownridge has made 5+ threes nine times in his career, including seven threes twice last year (vs. La Sierra, 12/14/13 and at Pepperdine, 3-1-14). He led the team with 95 three pointers a year ago and has already hit 60 this season, giving him 155 in his career - good enough for No. 9 on the Bronco career list. Brandon Clark is hot on his trail, hitting 151 career threes to jump into to the top 10 list as well.

Pronunciation Guide

Yannick Atanga	Yah-nick A-ton-gah
Kai Healey	rhymes with Buy
Nate Kratch	rhymes with Scratch
Emmanuel Ndumanya	E-man-u-I N-do-my-ah
Andrew Papenfus	Pap'in'fus
Jarvis Pugh	Pugh rhymes with shoe

The Last Time a Bronco ...

Scored 30 or more points

Brandon Clark (31), vs. Cal State Fullerton, Nov. 14, 2014

Totaled 15 or more rebounds

Yannick Atanga (16), at Portland, Feb. 23, 2013

Recorded a double-double (pts./reb.)

Jerry Brown (16/10), vs. San Jose State, Nov. 12, 2013

2 Recorded a double-double (pts./rebs)

Marc Trasolini (16/10), vs. LMU, Feb. 11, 2010

Troy Payne (12/10), vs. LMU, Feb. 11, 2010

Recorded a 20-point, 20-rebound game

John Bryant (24/27), vs. USD, March 7, 2009

3+ Players with 4+ Threes

Kevin Foster (3), Evan Roquemore (4), Brandon Clark (4), at LMU, Jan. 12, 2013

The Last Time the Broncos ...

Scored 100 or more points

vs. Simpson (106), 11/10/12

Allowed 100 or more points

vs. Loyola Marymount (104), 2/23/91

Had 50 or more rebounds

vs. San Jose State (50), 11/19/11

Had 25 or more assists

vs. Eastern Washington (25), 11/23/12

Had 10 or more steals

at Pepperdine (12), 3-1-14

Had 10 or more blocks

vs. LMU (11), 1/29/09

Six score in double figures

at CSU Northridge, 12/22/10

Five score in double figures

vs. Northeastern, 12-20-14

Four score in double figures

at Portland, 1-8-15

Defeated an opponent by 20 or more

vs. Pacific (20), 2-2-14

Defeated a ranked opponent

vs. North Carolina (#4), 77-66, 11/19/04

Defeated a top-10 ranked opponent

vs. North Carolina (#4), 77-66, 11/19/04

All-Time vs. AP Top-25

vs. #1-25:..... 19-86

vs. #1-20:..... 19-75

vs. #1-10:..... 9-52

vs. #1-5:..... 4-32

vs. #1:..... 0-12

(last mtg. vs. No. 1: @Duke won 90-77 12/29/12)

Highest AP Top-10 win

#4 twice UCLA, 1995;

..... North Carolina, 2004

First win over a ranked team

1950..... San Francisco #15

First AP Top-10 win

1964 San Francisco #5

Last AP Top-10 win

2004 North Carolina #4

1400+ Points, 372+ Assists

Name (Years)	Pts.	Assts.
Kevin Foster (2008-13)	2,423	464
Brian Jones (1996-01)	1,722	517
Steve Nash (1992-96)	1,689	510
Evan Roquemore (2010-14)	1,615	578
Kyle Bailey (2001-05)	1,571	452
Brandon Clark (2010-)	1,400	372

Career 1,000 Points Scored

1. Kevin Foster (2008-13) *	2,423
3. Kurt Rambis (1976-80)	1,736
3. Harold Keeling (1981-85)	1,731
4. Brian Jones (1996-01)	1,722
5. Marc Trasolini (2008-13) *	1,699
6. Steve Nash (1992-96)	1,689
7. Dennis Awtray (1967-70)	1,675
7. John Bryant (2005-09) *	1,667
9. Londale Theus (1976-80)	1,643
10. Evan Roquemore (2010-14) *	1,615
11. Ken Sears (1951-55)	1,586
12. Kyle Bailey (2001-05)	1,571
13. Mike Stewart (1970-73)	1,446
14. Bud Ogden (1966-69)	1,437
15. Brandon Clark (2010-)	1,400
16. Nick Vanos (1981-85)	1,399
17. Mike Gervasoni (1964-67)	1,393
18. Travis Niesen (2002-06)	1,380
19. Jens Gordon (1985-89)	1,356
20. Marlon Garnett (1993-97)	1,346
21. Ralph Ogden (1967-70)	1,280
22. Mitch Burley (1985-89)	1,258
23. Frank Sobrero (1957-60)	1,256
24. Ron Reis (1988-92)	1,246
25. Nathan Fast (1996-00)	1,182
26. Scott Lamson (1981-85)	1,120
27. Raymond Cowels III (2009-13) *	1,090
28. Brody Angley (2004-08) *	1,074
29. Dan Weiss (1984-88)	1,070
30. DeWayne Lewis (1990-94)	1,032
31. Jim Young (1951-54)	1,016
32. Glen Hubbard (1972-76)	1,012

* - Scored 1,000th career point under Coach Keating

Hitting a three in 51 of his 55 career games, Brownridge needs 11 triples to pass No. 8 Brian Jones (165, 1996-01). Brownridge's four career games with no 3s: 0-5 vs. San Diego 1-13-15; 0-6 at BYU 2-16-14; 0-1 vs. Gonzaga 1-29-14; and 0-3 vs. Sacred Heart 12-18-13.

A preseason All-WCC pick this season, he set seven SCU freshman season records and three game records last year. He has scored 882 career points and would be the 33rd Bronco in school history to score 1,000 plus with 118 more points. His 567 points scored last year shattered the SCU freshman record and placed him at No. 2 all-time in points scored for a Bay Area freshman (list includes SCU, Stanford, Cal, Saint Mary's, San Francisco and Pacific). He finished his freshman year with 24 points vs. Gonzaga in the WCC quarters, as the Broncos fell 77-75 on a last second layup by the Zags' David Stockton.

Matt

Matt Hubbard is the only Bronco on the active roster with a double-double. With 12 points and a career-high 11 boards, he snared the first of his career vs. San Diego on Jan. 3. With almost 60 family and friends in the stands, Hubbard tied a career-high with 15 points at No. 6/7 Gonzaga on Jan. 10, matching his output at Pacific on Dec. 29. He made five threes in nine tries up at the Kennel, also personal bests. Starting 20 games this season, he is second on the team with 4.6 rpg.

As a youngster, Hubbard was like many children, competing in a variety of sports including basketball, baseball, soccer, football and swimming. Hubbard proved to be quite a swimmer at a young age. Living close to the Canadian border, he traveled 25 miles north with his team, the Colville Sharks, for swim meets as part of the British Columbia Summer Swimming Association. As an eight year old he won the Canadian district meet in three events to advance to the Provincial Championships in Burnaby, B.C. At the National meet in August of 2004, Hubbard wore a U.S.A. swimming cap and won both the 50m breaststroke and 50m freestyle titles and finished fourth in the 100 freestyle. "I played a lot of sports. I really liked basketball and after awhile I got tired of swimming," said Hubbard. But said he does wonder what might have happened if he had stuck with it.

Nate

Hitting the books hard, Nate Kratch will graduate in June - finishing his undergraduate degree in Psychology in three years. Kratch will begin classwork on a Master's degree in the field of Psychology this fall as he will have two years of eligibility remaining after redshirting his first year. His career goals include working in the field of Psychology or fitness training.

Kratch came off the bench the first 12 games, but has started the last 10. He was a rebound and a point shy of his first career double-double at USD on Jan. 29 (9 and 9). He tied his career high with 11 boards vs. LMU on Jan. 22 and added 10 points and five boards vs. Pep on Jan. 24. He had career highs in both rebounds (11) and blocks (4) at Pacific on Dec. 27. He scored a career-high 15 points off the bench on Dec. 20 vs. Northeastern. His previous career high was 11 points at Cal Poly on Dec. 7, 2013. He was 7 of 10 from the free throw line, also career bests. He has hit a career-high five field goals twice this year (vs. San Diego and at Portland). He also played a career-high 33 minutes in Portland.

Kratch made his first three on his first attempt in his first game for the Broncos last year. Kratch comes from a very athletic family. His maternal grandmother, Dorsey Anderson Dinkla, played professional basketball for the Redheads and was inducted into the Professional Basketball Hall of Fame in New York City at Madison Square Garden last year. She once scored 70 points in a high school game. His dad, Bob, played football at Iowa and went on to win a Super Bowl ring with the New York Giants in 1991. His mother, Kristi, was a high jumper at Iowa and cleared a personal best of 5'11. His older brother, Colby, played tight end at Toledo University and is now a graduate assistant for the Rockets. His younger sister, MacKenzie, strives to be a Division I hockey player. His paternal grandfather played baseball at Long Island University and two Kratch Uncles played football at Cornell and Central College.

Denzel

Starting every game this season, Denzel Johnson is the third-leading scorer on the team, averaging 8.2 ppg. He has scored double figures nine times this year, including a season-high 15 points vs. Cal State Fullerton on Nov. 14. He has had at least one steal in 16 games this year, including a career-high four steals vs. Northeastern on Dec. 20, and leads the team with 28. He is No. 2 on the team with 675 minutes played, behind Jared Brownridge's 706 minutes played. Johnson played in his 100th career game on Jan. 3 vs. San Diego. He has made 33 starts during his four-year career. A versatile guard, he started 10 games his freshman year and then just one his junior year.

Johnson and Academy Award winner Denzel Washington share a similar story on their first names. While pregnant with Johnson, the doctor told his parents he was going to be a girl and were thrown two pink baby showers for a girl. When Johnson was born, they were surprised to find out he was a boy and had no name! After a lot of conversation, they chose the name Denzel, after Denzel Washington.

Fast forward to years later, when Johnson's father, C.J., met Denzel Washington. When Johnson told him why they named his son after Washington, the actor laughed. Washington's parents were also told he was going to be a girl and when he was born, they had no name for him. After debating, his parents named him after the doctor who delivered him. Like his namesake, Johnson enjoys his time in front of the camera. Johnson is in his third year of working as an EyeBronco reporter for SCU Media Relations. He is in his second year of hosting Bronco Weekly Sports Wrap, a weekly YouTube show on Bronco Athletics.

Andrew

Andrew Papenfus, recovering brain surgery in October to remove a tumor, began practicing with the team again on Jan. 7, 2015 and is hoping to play soon. Papenfus suffered a seizure in mid-June at Santa Clara during a Bronco Basketball camp drill. Tests revealed he had a golf ball sized tumor in the left side of his brain. He was given the choice to wait to have the surgery and play this season or have the surgery immediately. Because they couldn't guarantee it wouldn't grow, up regulate, Papenfus decided to have brain surgery as soon as the surgeon could get it on the schedule. "Why take the risk," said Papenfus.

The five hour surgery was done at UCSF in San Francisco by Dr. Mitch Berger and his team. He has shocked doctors with how fast he has been able to recover. He was only in the hospital for four days. He couldn't move his right foot after surgery, but Papenfus quickly graduated from basic physical therapy.

Brownridge's 5+ 3-Pointers Made Games		
Opponent.....	Date.....	Made/Att.
vs. Bethesda.....	11/8/13.....	5 / 10
at CSU-Fullerton.....	11/16/13.....	5 / 9
vs. La Sierra.....	12/14/13.....	7 / 14
at USF.....	1/25/14.....	5 / 10
at Pepperdine.....	3/1/14.....	7 / 9
vs. Rider.....	11/30/14.....	6 / 11
vs. Washington St.	12/13/14.....	5 / 10
vs. Cal Poly.....	12/13/14.....	5 / 11
vs. LMU.....	1/22/15.....	6 / 10

All-time Top Freshman Bay Area Scorers

1. Shareef Abdur-Rahim, Cal	590
2. Jared Brownridge, SCU	567
3. Winford Boynes, USF	542
4. Ryan Anderson, Cal.....	539

Career Threes Made

1. Kevin Foster (2008-13)	431
1. Steve Nash (1992-96).....	263
3. Kyle Bailey (2001-05).....	225
4. Raymond Cowels III (2009-13).....	219
5. Marlon Garnett (1993-97).....	217
6. Evan Roquemore (2010-14).....	205
7. Ethan Rohde (2002-05).....	192
8. Brian Jones (1996-01).....	165
9. Jared Brownridge (2013-).....	155
10. Brandon Clark (2011-).....	151

Career Threes Attempted

1. Kevin Foster (2008-13)	1,184
2. Kyle Bailey (2001-05).....	679
3. Steve Nash (1992-95).....	656
4. Raymond Cowels III (2009-13).....	584
5. Evan Roquemore (2010-14).....	577
6. Marlon Garnett (1993-97).....	528
7. Brian Jones (1996-01)	526
8. Ethan Rohde (2002-05).....	490
9. Brandon Clark (2011-).....	430
10. Mitch Burley (1985-89).....	357

Career Threes Point Percentage

Jared Brownridge (2013-)....	
1. Steve Nash (1992-96).....	401
2. Marlon Garnett (1993-97).....	398
3. Ethan Rohde (2002-05).....	392
4. Mitch Burley (1985-89).....	384
5. Craig Johnson (1995-98).....	381
6. Justin Holbrook (1998-2002).....	378
Rhea Taylor (1988-92)	378
8. Nathan Fast (1996-00).....	376
9. Raymond Cowels III (2009-13).....	375
10. Brandon Clark (2011-).....	351

Min. 2 years/1.0 3FG made per game

Kai

SCU was expecting to redshirt Kai Healy this year, but announced prior to the Michigan State game on Nov. 24 that he would play this year. He responded with four points and three boards in 19 minutes at Michigan State. He started and scored a key three pointer in Santa Clara's win vs. Rider on Nov. 30. He scored a career-high 12 points vs. Cal Poly on Dec. 23, 2014, hitting five field goals, including two threes (both career highs). He also hit a key three vs. USF on Jan. 17, helping the Broncos to a 70-64 victory.

Healy has played in 15 games this season and averages 3.1 ppg, playing 12.5 mpg. He is shooting 46.6 percent from beyond the arc (7 of 15).

Healy was born in Indianapolis, Ind. and moved to Australia prior to his fourth birthday and has lived there with his family since then. His father is a Notre Dame graduate and his mother a University of Indiana graduate.

Healy is a 2013 graduate of The Scots College in Sydney, Australia. The Scots College lost 82-76 to Lake Ginninderra College in the national championship high school game in 2013. Healy had 25 points in that game on 10 of 11 shooting from the field, including making four of five beyond the arc. Dante Exum scored 19 points with 15 assists for Lake Ginninderra. Lake Ginninderra had a 17-point three quarter time lead reduced to four points inside the final two minutes, before they steadied to hold on for the win. Healy's team defeated Exum's team three of the five times they played during their prep career. Exum went on to be the fifth overall pick by the Utah Jazz in the 2014 NBA Draft.

2014-15 Game-by-Game Starting Lineups

Date	Opponent	Score	G	G	G	F	C
11/07	vs. CSU East Bay (EXH.)	82-72	B. Clark	Brownridge	Edwards	Pugh	Atanga
11/14	vs. Cal State Fullerton	89-72	B. Clark	Brownridge	Johnson	Pugh	Atanga
11/15	vs. San Diego Christian	70-58	B. Clark	Brownridge	Johnson	Pugh	Hubbard
11/19	at Utah State	54-60	B. Clark	Brownridge	Johnson	Pugh	Atanga
11/24	at No. 20 Michigan State	52-79	B. Clark	Brownridge	Johnson	Pugh	Hubbard
11/27	vs. Tennessee	57-64	B. Clark	Brownridge	Johnson	Wardlow	Hubbard
11/28	vs. Rhode Island	44-66	B. Clark	Brownridge	Johnson	Pugh	Hubbard
11/30	vs. Rider	68-60	B. Clark	Brownridge	Johnson	Healy	Hubbard
12/6	at San Jose State	61-50	B. Clark	Brownridge	Johnson	Pugh	Hubbard
12/13	vs. Washington State	76-67	B. Clark	Brownridge	Johnson	Pugh	Hubbard
12/20	vs. Northeastern	72-78	B. Clark	Brownridge	Johnson	Pugh	Hubbard
12/23	vs. Cal Poly	58-69	B. Clark	Brownridge	Johnson	Pugh	Hubbard
12/27	at Saint Mary's	60-73	B. Clark	Brownridge	Johnson	Pugh	Hubbard
12/29	at Pacific	57-40	B. Clark	Brownridge	Johnson	Kratch	Hubbard
1/1	vs. BYU	46-81	B. Clark	Brownridge	Johnson	Kratch	Hubbard
1/3	vs. San Diego	59-56	B. Clark	Brownridge	Johnson	Kratch	Hubbard
1/8	at Portland	61-78	B. Clark	Brownridge	Johnson	Kratch	Hubbard
1/10	at No. 6/7 Gonzaga	57-79	B. Clark	Brownridge	Johnson	Kratch	Hubbard
1/13	vs. St. Katherine	77-63	B. Clark	Brownridge	Johnson	Kratch	Hubbard
1/17	vs. USF	70-64	B. Clark	Brownridge	Johnson	Kratch	Hubbard
1/22	vs. LMU	65-62	B. Clark	Brownridge	Johnson	Kratch	Hubbard
1/24	vs. Pepperdine	60-57	B. Clark	Brownridge	Johnson	Kratch	Hubbard
1/29	at San Diego	64-69	B. Clark	Brownridge	Johnson	Kratch	Hubbard

Yannick: Sixth Year Efforts

The Broncos will be without the services of forward Yannick Atanga (6-8, 230) for the remainder of the year. He injured his knee in the opening half of the season opener vs. Cal State Fullerton and did not play vs. San Diego Christian. He did play 20 minutes at Utah State on Nov. 19. After the game his knee swelled and an MRI determined he had torn his ACL. Atanga had surgery to repair it on Dec. 16. It is expected he will apply for a sixth year. He will graduate in June with a double degree in French and political science with hopes of working on an MBA beginning this summer.

With a block at Utah State, Atanga sits at No. 5 all-time in SCU history with 94 career blocks. He passed former All-American Kurt Rambis (93, 1976-80). After leading the WCC in rebounds in 2012-13, Atanga was second on the team in rebounds last year with 5.0 rpg and led the team with 30 blocks. He has collected 10+ boards in 11 career games. A native of Yaounde, Cameroon, Atanga spent time playing with the Cameroon National Team in China as part of a four-nation tournament in 2013. Sporting a 7-4 wing span, Atanga dreams of one day working for the United Nations as a peacekeeper in Africa.

Dominic

In his first season as a walk-on forward with the Broncos after graduating from Notre Dame in 2014, Dominic Romeo is working on his Master's degree in Theology. Romeo has played in two games this season. He graduated magna cum laude from UND in 2014 with a double major in Chinese and Political Science. He was a walk-on defensive end for the Fighting Irish football team (2012 season). As an undergrad he spent time volunteering in Honduras, Tanzania, Kenya, Uganda and the United State's Appalachian region. He also travelled to China three times and wrote his senior thesis on grassroots Democratic movements in rural China. Proficient in Mandarin Chinese, he was president of Notre Dame's Political Science Honors Society and founded Notre Dame's first-ever Chinese Language Club. His career goal is to be a medical doctor in a developing country.

After playing a couple years in Notre Dame's famed Book Store Basketball Tournament, in which he was named the MVP, Romeo decided to try his hand at college basketball. Passing on an opportunity to play four years prior, he sent emails to more than 150 schools and many responded. He narrowed it down to Cal, Pacific and Santa Clara. After he spent time talking with the Bronco coaches and meeting the players, he said his decision to come to SCU was easy. "As I interacted with everyone involved in the program, I was struck by how close the team was, and how much everyone seemed to genuinely care for one another. Being raised in a large family, I greatly appreciate the cohesion of a family, and it didn't take long at all for me to notice that was a real thing here on this basketball team. Once I recognized this, my decision to come here was easy, and I haven't looked back for even a second since."

Going to a WCC school should have seemed like a no-brainer for Romeo. His sister Samantha goes to Gonzaga, his brother attends grad school at Saint Mary's and his father graduated from University of San Diego.

The 2015 Signees

Santa Clara head men's basketball coach Kerry Keating announced the 2015 Bronco signing class on Wed., Nov. 12, 2014.

Name	Pos.	Hgt.	Wgt.	Hometown/High School
Matthew Hauser	G	6-1	165	Thousand Oaks, Calif./Thousand Oaks
Henrik Jädersten	F	6-11	230	Sollentuna, Sweden/Solna Gymnasium
Tony Lewis	F	6-8	260	San Antonio, Texas/Central Catholic
Bryson Lockley	F	6-7	195	Houston, Texas/Cy-Fair

Santa Clara Head Coach Kerry Keating



The Broncos feature nine underclassmen, no juniors and three seniors. Entering his eighth season at SCU, Kerry Keating led the Broncos to 14 wins last year. Freshman Jared Brownridge was named the WCC Newcomer of the Year. Brownridge made 95 threes, breaking Kevin Foster's record from 2009 (85). His career record is 114-121. Brandon Clark became the 32nd career Bronco to score 1,000 career points.

Keating led the Broncos to 24+ victories for the second time in three years in 2012-13. Collecting a 26-12 record, the Broncos won the CBI post-season tournament after winning the CIT in 2011. The Broncos' final RPI was No. 68 and record-wise, they claimed the biggest turnaround in Division I basketball. The 26 wins were just one shy of the school record set by the 1968-69 team who collected 27 wins.

SCU won 26 games in 2012-13 after winning 21 regular season games for the first time in almost 20 years. Keating coached two first-team All-WCC members in Marc Trasolini and Kevin Foster. Foster finished as the second-all-time leading scorer in WCC history. In addition to their success on the court, all five seniors graduated in June as well. Keating has seen all 19 of his seniors graduate from Santa Clara during his tenure.

The Broncos combined to break 22 school and WCC records in 2012-13. Foster broke the all-time WCC record for threes made, finishing tied for fourth in Division I history with 431. SCU broke eight individual career records and five individual season records. As a team the Broncos broke eight season records as well. They also led the West Coast Conference in two team categories and two individual categories overall and two team categories and three individual categories in league games.

Keating led the Broncos to 24 wins in 2010-11 – the second most in school history – and the CBI Tournament Championship. Foster was named to the All-WCC First Team and an NABC All-District honoree; Evan Roquemore was named to the Freshman All-WCC Team and Troy Payne was named the WCC Defensive Player of the Year.

The Broncos also set eight team records, seven individual season records, two individual career records and four freshman individual records in 2010-11. Foster's 140 three's were No. 1 nationally and No. 9 all-time in the NCAA. Both Foster and Trasolini scored their 1000th point in 2011 as well. All four seniors – Ben Dowdell, Troy Payne, Nate Mensah and Michael Santos – graduated in June 2011.

Keating led the Broncos to 11 wins in 2009-10 and a fifth-place finish in the league. Trasolini was named all-league and Robert Smith was named to the Freshman All-WCC team.

In 2008-09, Keating led the Broncos to 16 wins and a trip to the West Coast Conference Tournament semi-finals. In addition to Bryant being named the WCC Player of the Year, Kevin Foster was named the WCC Newcomer of the Year. Three Broncos were named to the WCC All-Freshman team with the trio breaking 10 Bronco freshmen records.

2009 was a record-setting year for SCU. They won the 2008 Cable Car Classic with an 89-88 overtime win vs. UTEP. Bryant became the first Bronco in school history to score 1,600+ points, grab 1,100+ rebounds and block 200+ shots. Bryant finished his career at SCU No. 1 in rebounds (1,152), No. 1 in blocks (246) and No. 6 in scoring (1,667). He was No. 1 in the country in double-doubles, rebounds per game and total rebounds during regular season play. Foster's 85 three-pointers in 2009-10 broke two-time NBA MVP Steve Nash's Bronco record. Nash set the SCU record in 1995 when he made 84. Foster also broke the single season record for three pointers attempted with 232, breaking the Bronco record set by Kyle Bailey in 2005 when he attempted 198. In addition, Marc Trasolini broke the Bronco record for single season shooting percentage, hitting 68.1% - shattering a 37-year old record set by Mike Stewart in 1972 when Stewart shot 64.7%. Santos and Dowdell were both named to the WCC Academic Honor Roll with the men's team posting a 3.1 GPA in the Spring 2009 quarter.

Keating's first Bronco team won 15 games in 2007-08, finishing fourth in the WCC as the eight-team league sent a record three teams to the 2008 NCAA Tournament. Both Angley and Bryant were named to the WCC First Team. Angley broke the school record for minutes played in a season; and Bryant led the WCC in blocks and rebounds and was second in scoring. Bryant broke the SCU career blocks record, entering his senior year with 162, and single season record for blocks with 76 his junior year. Mitch Henke was named the WCC Postgraduate Male Athlete of the Year.

Keating was named the 14th men's basketball coach in Santa Clara history on April 6, 2007 and was introduced to the media at a press conference on April 9, 2007. Keating came to Santa Clara after serving four seasons as an assistant coach at UCLA, helping the Bruins to Final Four appearances in 2006 and '07. Keating is only the fifth SCU head coach since Bob Feerick took the reigns of the program in 1950 and the first Bronco men's basketball head coach to be hired without having attended or coached as an assistant at SCU since 1926 when Harlan Dykes was hired as head coach.

TOP APR IN THE WCC
 Santa Clara has the top four-year APR average in the West Coast Conference. The Broncos had a 985 score last year and scored 1000 again. Under Coach Keating SCU has had a 100 % graduation rate in the past seven years. This spring it is expected that Andrew Papenfus, Denzel Johnson, Brandon Clark, Yannick Atanga and Nate Kratch will all graduate. Atanga will have a double degree in French and political science and hopes to begin a master's degree if his sixth year is granted. Kratch is graduating in three years and will begin grad school this summer. The Broncos haven't had a player transfer in 3 years.

Bronco Highs and Lows under Keating

Category	Stat	Date
Most Points	106 vs. Simpson	Nov. 10, 2012
Fewest Points	42 at Gonzaga	Feb. 20, 2013
Most Points Allowed	96 at BYU	Feb. 2, 2013
Fewest Points Allowed	32 vs. Sacramento St.	Dec. 6, 2008
Field Goal % High	71.8 at Sacramento St.	Nov. 25, 2007
Field Goal % Low	27.7 at San Diego St.	Nov. 19, 2009
3-Pt. FGM High	14 3x (at USF)	Jan. 17, 2013
3-Pt. FGM Low	1 2x (last: San Diego)	Jan. 11, 2009
3-Pt. FGA High	37 vs. USF	Jan. 8, 2011
3-Pt. FGA Low	4 2x (last: at Gonzaga)	Feb. 20, 2013
FT Made High	37 vs. LMU	Feb. 22, 2011
FT Made Low	2 x (last: at Saint Mary's)	Jan. 9, 2014
FT Attempted High	45 vs. Menlo	Nov. 16, 2009
FT Attempted Low	2 at Saint Mary's	Jan. 9, 2014
Most Rebounds	58 vs. Menlo	Nov. 16, 2009
Fewest Rebounds	17 vs. Rhode Island	Nov. 28, 2014
Most Assists	29 vs. Pepperdine	Jan. 21, 2008
Fewest Assists	4 3x (last: at Gonzaga)	Feb. 20, 2013
Most Turnovers	26 at Minnesota	Dec. 22, 2007
Fewest Turnovers	1 vs. Portland	Feb. 29, 2012
Most Blocks	11 vs. LMU	Jan. 29, 2009
Fewest Blocks	0 (14x: last: at Gonzaga)	Jan. 10, 2015
Most Steals	14 3x (last: at Pacific Union)	Dec. 8 2012
Fewest Steals	1 at USF	Feb. 21, 2009

Keating Record When ...

	2014-15	Career
Overall record	11-11	125-132
WCC record	4-4	43-71
Monday	1-1	20-29
Tuesday	1-1	12-8
Wednesday	0-1	9-17
Thursday	1-4	20-28
Friday	1-1	16-10
Saturday	6-3	42-53
Sunday	1-0	6-10
November	3-4	27-22
December	3-3	35-28
January	5-4	28-39
February		19-33
March		13-7
April		2-1
Playing at Home	8-3	76-52
Playing on the Road	2-6	41-63
Playing at Neutral Site	1-2	8-16
Leading at Halftime	8-2	97-36
Trailing at Halftime	0-8	25-90
Tied at Halftime	3-0	6-3
Better FG % than opponent	8-1	100-22
Same FG % as opponent		1-0
Worse FG % than opponent	3-10	26-110
Better 3FG % than opponent	9-2	90-36
Same 3FG % as opponent		2-0
Worse 3FG % than opponent	2-9	33-93
Better FT % than opponent	11-6	76-52
Worse FT % than opponent	0-5	46-80
Same FT % as opponent		2-1
Outrebounded opponent	5-2	88-34
Outrebounded by opponent	6-8	33-87
Rebounding is equal	0-1	3-10

When scoring...

40-49	0-2	0-8
50-59	2-5	10-40
60-69	4-3	32-51
70-79	4-1	44-28
80-89	1-0	32-5
90-99		5-0
100+		2-0

When final margin is...

1 point	6-8
2 points	5-6
3 points	3-0
5 or less	0-1
10 or less	3-3
between 11-20	5-3
more than 20	0-4
OT	6-3
2OT	1-1



44
YANNICK ATANGA
6-8 • 230 • SR • F
YAOUNDE, CAMEROON
BESANT HILL SCHOOL
(OJAI, CALIF.)

Had surgery to repair a torn ACL on Dec. 16 and will be out the rest of the season ... will apply for a sixth year ... had played in 103 games with 41 starts in his career ... missed the first game of his SCU career this season when he didn't dress (ankle) vs. SD Christian (11/15) and didn't play at #20 Michigan St. (11/24) ... top returning shot blocker and rebounder ... passed Kurt Rambis (93) for 5th place on career blocks (94) with 1 at Utah State (11/19) and is 6 shy of becoming the 5th player in school history with 100+ ... has 2+ blocks in 27 career games ... has 10+ rebounds in 11 career games and needs 124 to enter school's top-10 career list ... scored in double-figures once in his career (12, vs. LMU 1/23/12) ... works as a reporter for EyeBronco as well.

2014-15 (SR): Starter in both games played ... 4 reb. in 16 min. in his 40th career start (vs. CS Fullerton 11/14) ... missed the 1st game of his career when he didn't dress vs. SD Christian (11/15) ... returned to starting lineup with 5 pts. in season-high 20 min. with a blk. (94th career) to move into 5th on SCU's career list ahead of Kurt Rambis at Utah State (11/19) ... did not play (knee) at #20 Michigan St. (11/24).

2013-14 (JR): Played in all 33 games with 21 starts ... team leader in blocks (0.91 bpg) and 2nd in rebounding (5.0 rpg) ... made his 20th career start with 10 reb. (11th career 10+ game) vs. San Jose State (11/12) ... had a career-high 2 stl. at CS Fullerton (11/16) ... 2 blk. to reach 70 career (vs. N. Dakota St. 11/29) ... 9 reb. in 17 min. at No. 24 Gonzaga (12/28) ... 8 pts. making 4 of a career-high tying 7 FGA with 6 reb., including 500th career (502) at USF (1/25) ... perfect shooting night (2-2 FG; 3-3 FT) for 7 pts. tying career-high with 3 FTM vs. UOP (2/20) ... season-high 9 pts. on 4-6 FG with his 90th career blk. (at LMU 2/27) ... 7 reb. in 14 min. in WCC tournament win over UOP (3/6).

2012-13 (SO): Played in all 38 games starting 12 ... 10th in WCC in total reb. (6.2 rpg), 5th in offensive reb. (2.4 rpg) and 6th in blks. (1.0 bpg) ... WCC leader in total reb. (7.9 rpg) and offensive reb. (3.3 rpg) in conference-only games ... had 5 games with 10+ reb., including a career-best 16 at Portland (2/23) ... multiple blks. in 13 games tying his career-best with 4 vs. Pepperdine (2/16) ... shot better from the field (50%) than the FT line (46.6%) ... season-high 7 pts. with 9 reb. vs. Simpson (11/10) ... 3 blks. at No. 1 Duke (12/29) ... grabbed 13 reb. with 2 blks. vs. USF (1/2) ... 9 reb. vs. No. 10 Gonzaga (1/5) ... 9 reb., his 5th game with 9+, 5 pts.

and 2 blks. at LMU (1/10) ... had his 7th career double-digit reb. game with 13 vs. Portland (1/31) ... season-high and career-high tying 4 blks. at Pepperdine (2/16) ... career-high 16 reb. in 28 min. at Portland (2/23) ... 10 reb. in 1st round CBI win over Vermont (3/19).

2011-12 (FR): Played in all 30 games with 5 starts ... had multiple blks. in 7 games and led team in blks. and finished No. 5 on SCU freshman blks. list with 24 ... No. 6 on SCU freshman reb. chart with 159 ... shot 51.4% from the field and had a stretch of 6 games where he made 13 of 14 FGA (1/24 to 2/9) ... grabbed season-high 12 reb. and scored 2 pts. in 1st career game (vs. UC Merced 11/11) ... registered his 1st career blk. (at UCSB 11/15) ... Totaled 11 reb. and 5 pts. vs. CS Northridge (12/3) ... made 3 of a career-high 7 FGA scoring 9 pts. with 10 reb. at Washington St. (12/11) ... pulled down 10 boards vs. UOP (12/17) ... made his 1st career start (at Portland 1/5) ... scored career-high 12 pts. on 5-5 FGs and 2-2 FTs with 9 reb. and 2 blks. vs. LMU (1/24) ... had a career-high 4 blks. (vs. Pepperdine 2/23) ... made consecutive starts for the first time with 10 reb. and 4 pts. at LMU (2/25).

2010-11: Redshirted the season.

HIGH SCHOOL: A 2010 graduate of Besant Hill School of Happy Valley in Ojai, Calif. ... played for head coach Randy Bertin and was named the California Interscholastic Federation Southern Section Co-Player of the Year his senior year when he averaged 15.2 ppg, 14.8 rpg and 4.1 bpg ... team was 28-3 his senior year and advanced to the second round of the state playoffs ... nominated for All-American team his senior year ... as a junior helped lead team to CIF Division VI A Championship and averaged 20.4 ppg, 13 rbg and 2.2 apg... was named to the All-CIF first team and won the John Wooden award ... AAU team was Impact Basketball (Pasadena, Calif.).

PERSONAL: Originally from Akonolinga, Cameroon ... first language is French (French is the official language of Cameroon) and English is his second language ... parents are Evina Gaston and the late Effa Ngonon Cecile ... has three siblings: Martial, Ansene and Nicaise ... Ansene plays rugby in France ... At Happy Valley, he participated in the school variety show and project days ... helped renovate an orphanage near his place of birth in Yaounde, Cameroon ... majoring in political science and french.

SEASON HIGHS

Points: 5, at Utah State (Nov. 19, 2014)
Field Goals: 2, at Utah State (Nov. 19, 2014)
Field Goal Att.: 4, at Utah State (Nov. 19, 2014)
3-Pt Field Goals: 0
3-Pt Field Goal Att.: 0
Free Throws: 1, at Utah State (Nov. 19, 2014)
Free Throw Att.: 2, at Utah State (Nov. 19, 2014)
Rebounds: 7, at Utah State (Nov. 19, 2014)
Assists: 0
Blocked Shots: 1, 2x, last: at Utah State (Nov. 19, 2014)
Steals: 0
Minutes: 20, at Utah State (Nov. 19, 2014)

CAREER HIGHS

Points: 12, vs. LMU (Jan. 23, 2012)
Field Goals: 5, vs. LMU (Jan. 23, 2012)
Field Goal Att.: 7, 3x, last: at USF (Jan. 25, 2014)
3-Pt Field Goals: 0
3-Pt Field Goal Att.: 0
Free Throws: 3, 7x, last: at Pepperdine (Mar. 1, 2014)
Free Throw Att.: 7, vs. CS Northridge (Dec. 3, 2011)
Rebounds: 16, at Portland (Feb. 23, 2013)
Assists: 2, vs. Pacific (Dec. 17, 2011)
Blocked Shots: 4, 2x, last: vs. Pepperdine (Feb. 16, 2013)
Steals: 2, at CS Fullerton (Nov. 16, 2013)
Minutes: 30, vs. Pacific (Dec. 17, 2011)

MOST BLOCKED SHOTS, CAREER

1.	John Bryant (2005-09)	246
2.	Marc Trasolini (2008-13)	176
3.	Nick Vanos (1981-85)	159
4.	Jens Gordon (1985-89)	133
5.	Yannick Atanga (2010-pres)	94
6.	Kurt Rambis (1976-80)	93
7.	Robert Garrett (2011-14)	81
8.	Brendan Graves (1994-96)	70

Season records kept since 1978-79

CAREER STATISTICS FOR YANNICK ATANGA

Year	GP	GS	TOTAL FG			3-POINT FG			FREE THROW			REBOUNDS								PF	FO	Ast	TO	Blk	Stl	Pts	Avg
			FG	FGA	Pct	FG	FGA	Pct	FT	FTA	Pct	Off	Def	Tot	Avg												
2011-12	30	6	471	15.7	37	72	.514	0	0	.000	20	35	.571	69	90	159	5.3	88	5	5	18	24	8	94	3.1		
2012-13	38	12	688	18.1	35	70	.500	0	0	.000	27	58	.466	92	142	234	6.2	102	3	8	23	38	11	97	2.6		
2013-14	33	21	553	16.8	38	84	.452	0	0	.000	23	45	.511	62	104	166	5.0	94	2	5	20	30	16	99	3.0		
2014-15	2	2	36	18.0	2	4	.500	0	0	.000	1	2	.500	3	8	11	5.5	9	1	0	2	2	0	5	2.5		
TOTAL	103	41	1748	17.0	112	230	.487	0	0	.000	71	140	.507	226	344	570	5.5	293	11	18	63	94	35	295	2.9		



23
JARED BROWNRIDGE
6-2 • 190 • So • G
AURORA, ILLINOIS
WAUBONSIE VALLEY
HIGH SCHOOL

reach 150 career (151) for 20 pts. with 4 ast. vs. LMU (1/22) ... 13 pts. making 3-7 3FG with 2 reb. for 150 career and 3 ast. vs. Pepperdine (1/24) ... 13 pts. for a 2nd straight game (1-5 3FG) with 6 reb. at San Diego (1/29).

2013-14 (FR): Named WCC Newcomer of the Year and to the All-Freshman team while earning All-WCC Honorable Mention ... started all 33 games and established 7 season (Pts., Avg., FGM, FGA, 3FM, 3F%, FT%) and 3 game records (Pts., FGM, 3FM) for freshman ... scored 30+ pts. 3 times, including a FR game record 38 (at Pepperdine 3/1) ... became the 7th player in school history with 3 or more 30 pt. games in a season ... the 4th Bronco to score 30+ pts. in back-to-back games (1/18, 1/25) ... was the highest scoring FR in the WCC and 3rd overall with 17.2 ppg ... scored 20+ points 14 times, the 3rd-most by a Bronco since 2000-01 ... played 35+ minutes 17 times to lead team and place 6th in WCC at 33.5 mpg ... just the 2nd Bronco to attempt more than 200 3FGs in a season (Kevin Foster did it 3 times) and had the 4th-highest season total with 218 ... started in his SCU debut with a game-high 25 pts. scoring teams first 5 pts. in each half vs. Bethesda (11/8) ... set a school FR record with 7 3FM (24 pts.) with career-high 7 ast. vs. La Sierra (12/14) ... played a career-high 42 min. scoring 29 pts. vs. LMU (1/4) ... made game-winning 3FG with 1.2 seconds left (23 pts.) with 6 reb. at St. Mary's (1/9) ... 1st career foul out at UOP (1/11) ... scored 30 pts. (1st career 30+ pt. game) making all 8 FTA vs. BYU (1/18) ... 4th SCU player with back-to-back 30 pt. games after game-high 30 making 9-10 FT and 5 3FG at USF (1/25) ... set a school FR record with a career-best 38 pts. tying his FR record with 7 3FG and establishing career-highs with 12 FGM, 22 FGA and 7 reb. in 37 min. at Pepperdine (3/1) ... scored 20 pts. making 4-8 3FG in WCC tournament win vs. UOP (3/6) ... game-high 24 pts. on 8-14 FG (4-7 3FG) in 35 min. in WCC quarterfinal loss to Gonzaga (3/8).

A starter in all 55 career games played ... scored in double-figures for the 7th consecutive game and 44th career with 13 at San Diego (1/29) making 1 3FG giving him at least one in 51 games ... 2nd in WCC with 60 3FG and 2.7 3FG/GM and 3rd in 3FG% at .438 ... has made 2+ 3FG in 41 GP, 4+ in 19 GP, 5+ in 9 GP and 6+ in 4 GP to rank 9th at SCU in career 3FGM with 155 ... has made 57 of his last 60 FT (.950) after going 2-7 to start the season to place 3rd in WCC with in FT% at .881 ... has played 33+ min. 16 times to lead team and rank 3rd in WCC with 33.3 mpg ... scored 20 pts. with 6 3FG vs. LMU (1/22), his 18th career 20+ pt. game and ranks 10th in WCC scoring at 14.3 ppg ... tied for 6th in program history with 3 30+ pt. games ... is the 4th Bronco to score 30+ pts. in back-to-back games ... career-highs with 10 FT and 11 FTA vs. USF (1/17) extending his career-long streak of FTM to 27 before a miss ... works as an EyeBronco reporter with Media Relations, hosting "Long Walks With Jared".

HIGH SCHOOL: Played basketball for Steve Weemer at Waubonsie Valley High School in Aurora, Ill. ... played in 29 games his senior year, hitting 72 threes and was 130 for 164 from the free throw line (averaged 21.2 ppg, 1.4 spg and 1.7 apg) ... named to All-Tournament Team at Palatine High School Thanksgiving Tournament and York High School Jack Tosh Christmas Tournament ... All-Conference Team Upstate Eight Conference ... named to Chicago Sun Times, Daily Herald, Naperville Sun and Beacon News All-Area Teams ... Illinois Basketball Coaches Association All-State Third Team and AP Boy's Basketball All-State Teams Honorable Mention ... Waubonsie Valley Varsity Team Co-MVP ... finished as school's all-time leader in 3 pt made (203) and as the second-leading scorer (1,608) ... team was 21-8 and 9-4 in league play his senior year ... scored 33 points in the regional semi-finals win over Metea Valley his senior year ... Brownridge connected on five 3-pointers and scored 29 points in Waubonsie Valley's 66-61 loss to Nequa Valley in Dec., 2012 ... his junior year he averaged 20.9 points, 4.3 rebounds, 1.7 assists and 1.7 steals a game ... he knocked down 58 from beyond the arc and scored 31 and 30 points in his final two games in the postseason in March, 2012, respectively ... played on the Illinois Wolves AAU team.

2014-15 (SO): Started all 22 games ... made all 3 3FG with 2 ast. in a career-low 18 min. due to foul trouble vs. CS Fullerton (11/14) ... 16 pts. making 3-7 3FG, including his 100th career (101) playing a regulation game-high 39 min. vs. SD Christian (11/15) ... 11 pts., reaching 600 career (603) making 3-14 FG with 4 reb. in 36 min. at Utah St. (11/19) ... team-high 12 pts. (3-12 FG) with 5 reb. at #20 Michigan St. (11/24) ... 12 pts. making 3 FG (2 3FG), including his 200th career (201) with 4 reb. (100 career) and 2 ast. in 39 min. vs. Tennessee (11/27) ... season-low 7 pts. (2-7 FG) with 2 reb. in 27 min. vs. Rhode Island (11/28) ... 27 pts. (15th career 20+ game) on 9-15 FG (6-11 3FG) making all 4 FT in 33 min. vs. Rider (11/30) ... 20 pts. on 7-10 FG (4-6 3FG) and 2-2 FT with 4 reb. and 2 ast. in 35 min. at SJSU (12/6) ... 25 pts. on 8-14 FG (5-10 3FG) and 4-4 FT to reach 700 career (706) with 4 ast. and 3 reb. in 36 min. vs. Washington St. (12/13) ... 6-10 FG (3-5 3FG) and 3-4 FT for 18 pts. vs. Northeastern (12/20) ... 19 pts. on 5-11 3FG and 4-4 FT with 2 ast., including his 100th career, vs. Cal Poly (12/23) ... 7 pts. on 2-12 FG (1-3 3FG) and 2-2 FT at St. Mary's (12/27) ... 4-6 3FG tying for 10th on SCU career list with 136 for 14 pts. with career-high 8 reb. at UOP (12/29) ... moved into 9th place on career 3FG list making 2 to move past Mitch Burley (137) with 138 scoring 10 pts. with 6 ast. vs. BYU (1/1) ... career-high 7 ast. with 4 pts. (0-5 3FG) vs. San Diego (1/3) ... 10 pts. (2-5 3FG, 4-4 FT) at Portland (1/8) ... 14 pts. to reach 800 career (802) on 5-11 FG and 3 ast. at #6 Gonzaga (1/10) ... hit 6-13 FG (2-8 3FG) for 16 pts. with 4 ast. in 35 min. vs. St. Katherine (1/13) ... 18 pts. making 10-11 FT (career-highs) ending a personal-best streak of 27 straight, with 6 reb. vs. USF (1/17) ... 6 3FG to

PERSONAL: Son of Enos and Kathy Brownridge ... has an older sister named Lauren ... enjoys hanging out with friends, going to the movies and playing pool and ping pong ... majoring in Business.

SEASON HIGHS

Points: 27, vs. Rider (Nov. 30, 2014)
Field Goals: 9, vs. Rider (Nov. 30, 2014)
Field Goal Att.: 15, vs. Rider (Nov. 30, 2014)
3-Pt FG: 6, 2x, last: vs. LMU (Jan. 22, 2015)
3-Pt FGA: 11, 2x, last: vs. Cal Poly (Dec. 23, 2014)
Free Throws: 10, vs. USF (Jan. 17, 2015)
Free Throw Att.: 11, vs. USF (Jan. 17, 2015)
Rebounds: 8, at Pacific (Dec. 29, 2014)
Assists: 7, vs. San Diego (Jan. 3, 2015)
Blocked Shots: 1, 3x, Last: at Portland (Jan. 8, 2015)
Steals: 2, 7x, last: vs. Pepperdine (Jan. 24, 2015)
Minutes: 39, 2x, last: vs. Tennessee (Nov. 27, 2014)

CAREER HIGHS

Points: 38, at Pepperdine (Mar. 1, 2014)
Field Goals: 12, at Pepperdine (Mar. 1, 2014)
Field Goal Att.: 22, at Pepperdine (Mar. 1, 2014)
3-Pt Field Goals: 7, 2x, last: at Pepperdine (Mar. 1, 2014)
3-Pt Field Goal Att.: 14, vs. La Sierra (Dec. 14, 2013)
Free Throws: 10, vs. USF (Jan. 17, 2015)
Free Throw Att.: 11, vs. USF (Jan. 17, 2015)
Rebounds: 8, at Pacific (Dec. 29, 2014)
Assists: 7, 2x, last: vs. San Diego (Jan. 3, 2015)
Blocked Shots: 1, 7x, last: at Portland (Jan. 8, 2015)
Steals: 3, vs. Pacific (Feb. 20, 2014)
Minutes: 42, vs. LMU (Jan. 4, 2014)

3-PT FIELD GOALS MADE, SCU CAREER

4. Raymond Cowels III (2009-13)..... 219
5. Marlon Garnett (1993-97)..... 217
6. Evan Roquemore (2010-14)..... 205
7. Ethan Rohde (2002-05)..... 192
8. Brian Jones (1996-01)..... 165
9. **Jared Brownridge (2014-pres)..... 155**
10. **Brandon Clark (2011-pres)..... 151**

BROWNRIDGE 30-POINT GAMES

- 38 at Pepperdine (Mar. 1, 2014) *SCU FR record*
- 30 at USF (Jan. 25, 2014)
- 30 vs. BYU (Jan. 18, 2014)

CAREER STATISTICS FOR JARED BROWNRIDGE

Year	--- TOTAL FG ---			/ 3-POINT FG /			FREE THROW			--- REBOUNDS ---															
	GP	GS	Min	Avg	FG	FGA	Pct	FG	FGA	Pct	FT	FTA	Pct	Off	Def	Tot	Avg	PF	FO	Ast	TO	Blk	Stl	Pts	Avg
2013-14	33	33	1107	33.5	183	403	.454	95	218	.436	106	123	.862	11	74	85	2.6	64	1	76	48	4	24	567	17.2
2014-15	22	22	732	33.3	98	229	.428	60	137	.438	59	67	.881	11	60	71	3.2	33	0	58	31	3	22	315	14.3
TOTAL	55	55	1839	33.4	281	632	.445	155	355	.437	165	190	.868	22	134	156	2.8	97	1	134	79	7	46	882	16.0



3
BRANDON CLARK
6-0 • 170 • SR • G
EAST CHICAGO, INDIANA
MERRILLVILLE HIGH SCHOOL

Has played in all 123 games with 59 starts during his career ... scored 22 pts. at San Diego (1/29) passing Travis Niesen (1,380), Mike Gervasoni (1,393) and Nick Vanos (1,399) for 15th on SCU's all-time scoring list with exactly 1,400 and has climbed 14 spots since the start of the season ... needs 38 pts. for 14th place and 47 for 13th place on scoring list ... was his 9th 20+ pt. game this season and 21st career after not having a 20+ pt. game his first 2 seasons ... has 64 FGA (16 pg) over his last 4 GP making 25 (.390) scoring 87 pts. (21.8 ppg) ... is 10th at SCU in career 3FGM (151) and assists (372) ... ranks 5th in WCC in FT% at .850 and is a career .837 FT shooter going 247-287 (.860) over the last 2 seasons ... team scoring (16.3 ppg) and assist (3.9) leader to place 5th and 7th in the WCC ... made 3 of a career-high 11 3FGA at San Diego (1/29) and ranks 9th in career 3FGA with 430 ... has twice grabbed a career-high 8 reb. to place 3rd on team with 86 total (3.9 rpg) ... set a school record for pts. in a season-opener with 31 vs. CS Fullerton (11/14) ... tied for 6th in program history with 3 30+ point games.

2014-15 (SR): Starter in all 22 games ... tallied the highest pt. total in a season-opener in program history with 31, his 3rd career 30+ pt. game tying for 6th all-time and passed Dan Weiss (1,070) for 28th in career pts. with 1,073 with career-bests of 15 FTM and 16 FTA and vs. CS Fullerton (11/14) ... 21 pts. passing Brody Angley (1,074) and Raymond Cowles III (1,090) for 26th on career pts. list with 1,094 and a career-high 9 ast. vs. SD Christian (11/15) ... 9 pts. to reach 1,100 career (1,103) but ended his streak of 25 straight 10+ games with 6 ast., including 300th career (304) at Utah St. (11/19) ... 9 pts. making all 4 FT at #20 Michigan St. (11/24) ... 21 pts. on 6-19 FG vs. Tennessee (11/27) ... 14 pts. (5-10 FG) with 1 ast. vs. Rhode Island (11/28) ... 23 pts. making 8-14 FG (2-4 3FG) and 5-5 FT with 5 reb. and 6 ast. vs. Rider (11/30) ... 10 pts. (2-14 FG) making all 4 FT with 6 reb. and 6 ast. at SJSU (12/6) ... 19 pts. passing Nathan Fast (1,182) for 24th on all-time scoring list with 1,199, on 6-11 FG and 7-9 FT vs. Washington St. (12/13) ... 10 pts. to reach 1,200 career (vs. Northeastern 12/20) ... 11 pts. on (1-6 3FG) with 5 ast. vs. Cal Poly (12/23) ... 3-10 3FG for 24 pts. at St. Mary's (12/27) ... 9 pts. passing Ron Reis (1,246) for 23rd on career scoring list with 1,253 with 7 reb. and 6 ast. at UOP (12/29) ... 12 pts. to pass Frank Sobrero and Mitch Burley into 21st in career scoring with 1,265 vs. BYU (1/1) ... 4 ast. passing Harold Keeling (344) for 10th on career list with 347 and his 136th career 3FG tying Nathan Fast for 11th place vs. San Diego (1/3) ... 9 pts. to pass Ralph Ogden (1,280) for 20th in career scoring with 1,287 and tied Mitch Burley for 10th in career 3FG with 137 at Portland (1/8) ... 7 reb. with 4 pts. and 3 ast. at #6 Gonzaga (1/10) ... 22 pts. to reach 1,300 career (1,313) with 3 3FG for 10th on career list with 140 and career-high 8 reb. vs. St. Katherine (1/13) ... 20th career 20+ pt. game with 9-9 FT for 23 pts. and career-high 8 reb. in 39 min. vs. USF (1/17) ... 29 pts. to pass Marlon Garnett (1,346) and Jens Gordon (1,356) for 18th in career scoring with 1,365 vs. LMU (1/22) ... 13 pts. on 5-15 FG (0-3 3FG) vs. Pepperdine (1/24) ... scored his 1,400th career pt. with 22 passing Travis Niesen (1,380), Mike Gervasoni (1,393) and Nick Vanos (1,399) for 15th on all-time scoring list with a career-high 11 3FGA in career-high tying 39 min. at San Diego (1/29).

2013-14 (JR): Honorable mention All-WCC selection ... Started all but one of his 33 games played ... 2nd on team and 4th in WCC scoring (16.9) after not scoring in season opener ... made more FGs (178) and scored more pts. (557) than he did in his first 2 seasons combined ... scored 18 pts. at Pepperdine (3/1) becoming the 32nd Bronco with 1,000 career ... ended the season with 23 straight double-figure scoring games, the longest streak by a Bronco in the last 5 years ... compiled 13 games of 20+ points after not having a 20-pt. game in his first 2 seasons ... team leader in ast. with 116 (3.5 apg) ... scored 20+ in 5 straight games (1/4 to 1/18), joining Kevin Foster ('12-13) and Travis Niesen ('05-06) as the only Broncos since 2000-01 to accomplish that ... scored career-high 32 points vs. No. Dakota St. (11/29) and 30 vs. Sacred Heart (12/18) to become the 13th Bronco with multiple 30-pt. games in a season ... 5th-best FT shooter in the WCC (.868) had a personal-best streak of 18 straight ... scored 20+ for the first time (23) (vs. San Jose St. 11/12) ... attempted a career-high 22 FG scoring 23 pts. at CS Fullerton (11/16) ... scored career-high 32 pts. on 10-13 FG vs. N. Dakota St. (11/29) ... career-high tying 5 3FM for 30 pts. vs. Sacred Heart (12/18) ... 20 pts. and the only Bronco to shoot a FT (1-2) at St. Mary's (1/9) ... scored 20+ in a 5th straight game (20) playing a personal-high 40 min. vs. BYU (1/18) ... dished his 250th career ast. (at USF 1/25) ... career-high 4 stl. at San Diego (2/8) ... collected his 200th career reb. (at LMU 2/27) ... scored his 1,000th career point with a season-high 8 ast. at Pepperdine (3/1) ... 23rd straight game with 10+ pts. (14) vs. Gonzaga in WCC tournament (3/8).

2012-13 (SO): Played in all 38 games with 1 start ... led team with 11 double-figure scoring games off the bench ... played 20+ minutes in 16 games and averaged 18.5 for the season ... placed 9th in the WCC in FT% (78.4) ... had 102 assists in just 704 total minutes ... season-best 8 ast. in season-opening win vs. Simpson (11/10) ... played a season-high 28 min. scoring 14 pts. vs. Alcorn State (12/21) ... made all 5 FTA and scored 9 pts. at No. 1 Duke (12/29) ... made his only start (5th career) scoring 8 pts. vs. USF (1/2) ... scored season-high 17 pts. making 4-5 3FG at LMU (1/10) ... had 15 pts. vs. Portland (1/31) ... season-high 7 FTM for 15 pts. vs. Pepperdine (2/16) ... 14 pts. at Gonzaga giving him 3 straight double-digit scoring games for the first time (2/20) ... made a season-best 5 FG for 10 pts. in Game 2 of CBI final series at George Mason (4/3).

2011-2012 (FR): Played in all 30 games making 4 starts ... shot a team-best 81.4 percent from FT line (35-43) and averaged 7.0 ppg and 2.3 apg in 21.0 mpg ... averaged 8.3 ppg and tallied 6 of his 7 double-figure scoring games in WCC games ... cracked the top-10 in SCU freshman season records at No. 3 in FT% (81.4), No. 6 in 3FG% (38.1), No. 9 in ast. (68) and No. 10 in 3FGM (32) ... a perfect 4-4 from beyond the arc in his 1st career game vs. UC Merced (11/11) ... hit a big 3 in the New Mexico game, his only bucket in an OT win (11/24) ... had consecutive double-figure scoring games for the first time with 16 at Portland (1/5) and 12 at Gonzaga (1/7) ... made his 1st career start (vs. San Diego 1/12) ... grabbed season-high 5 reb. vs. Portland (2/2) ... started and scored 9 pts. at USF (2/9) ... made his 4th career start playing a season-high 30 min. with a season-best 6 ast. at St. Mary's (2/11) ... scored a season-high 19 points vs. BYU (2/18).

HIGH SCHOOL: A 2011 graduate of Merrillville High School ... named third-team All-State as a senior ... 2011 Northwest Indiana MVP ... two time Indiana Pacer Player of the Month ... ranked 305th in nation by HoopScoop.com ... *Hoosier Basketball Magazine* and Best of the Midwest All-Star ... 4A Class All-Star ... as a senior averaged 15 ppg, 6 apg and 2 spg ... led team to DAC Conference championship in 2011 ... as a junior averaged 12 ppg, 4 apg and 2 spg ... led team to DAC Conference championship in 2010 ... led team to Sectional championship in 2010 ... member of Key Club, S.T.A.N.D., peer mediator and received an honors diploma ... finished in top 10% of class academically ...

PERSONAL: Mother is Kimberly Julkes, associate-director of the East Chicago Public Library, attended Ball State University ... step-father Jeffrey Julkes, Sr. attended Prairie State and is a maintenance furnace planner ... two older sisters: Brittany and Tiffany ... god-brother of guard E'Twann Moore who played at Purdue and is now in his second year with the Orlando Magic... business management major.

SEASON HIGHS

Points: 31, vs. CS Fullerton (Nov. 14, 2014)
Field Goals: 9, vs. LMU (Jan. 22, 2015)
Field Goal Att.: 21, at San Diego (Jan. 29, 2015)
3-Pt FG: 4, 2x, last: vs. LUM (Jan. 22, 2015)
3-Pt FGA: 11, at San Diego (Jan. 29, 2015)
Free Throws: 15, vs. CS Fullerton (Nov. 14, 2014)
Free Throw Att.: 16, vs. CS Fullerton (Nov. 14, 2014)
Rebounds: 8, 2x, last: vs. USF (Jan. 17, 2015)
Assists: 9, vs. SD Christian (Nov. 15, 2014)
Blocks: 0
Steals: 2, 6x, last: vs. Pepperdine (Jan. 24, 2015)
Minutes: 39, 2x, last: at San Diego (Jan. 29, 2015)

CAREER HIGHS

Points: 32, vs. North Dakota St. (Nov. 29, 2013)
Field Goals: 10, vs. North Dakota St. (Nov. 29, 2013)
Field Goal Att.: 22, at CS Fullerton (Nov. 16, 2013)
3-Pt FG: 5, 2x, last: vs. Sacred Heart (Dec. 18, 2013)
3-Pt FGA: 11, at San Diego (Jan. 29, 2015)
Free Throws: 15, vs. CS Fullerton (Nov. 14, 2014)
Free Throw Att.: 16, vs. CS Fullerton (Nov. 14, 2014)
Rebounds: 8, 2x, last: vs. USF (Jan. 17, 2015)
Assists: 9, vs. SD Christian (Nov. 15, 2014)
Blocks: 1, 8x, last: vs. USF (Feb. 15, 2014)
Steals: 4, 2x, last: at LMU (Feb. 27, 2014)
Minutes: 39, 3x, last: at San Diego (Jan. 29, 2015)

MOST POINTS, SCU CAREER

9. Londale Theus (1976-80).....1,643
10. Evan Roquemore (2010-14).....1,627
11. Ken Sears (1951-55).....1,586
12. Kyle Bailey (2001-05).....1,571
13. Mike Stewart (1970-73).....1,446
14. Bud Ogden (1966-69).....1,437
15. Brandon Clark (2011-pres).....1,400

CLARK 30-POINT GAMES

- 32 vs. North Dakota St. (Nov. 29, 2013)
- 31 vs. CS Fullerton (Nov. 14, 2014)
- 30 vs. Sacred Heart (Dec. 18, 2013)

CAREER STATISTICS FOR BRANDON CLARK

Year	GP	GS	Min	Avg	TOTAL FG			3-POINT FG			FREE THROW			REBOUNDS							PF	FO	Ast	TO	Blk	Stl	Pts	Avg
					FG	FGA	Pct	FG	FGA	Pct	FT	FTA	Pct	Off	Def	Tot	Avg											
2011-12	30	4	630	21.0	72	186	.387	32	84	.381	35	43	.814	10	43	53	1.8	62	1	68	53	2	14	211	7.0			
2012-13	38	1	704	18.5	80	186	.430	27	65	.415	87	111	.784	27	43	70	1.8	65	0	102	57	2	26	274	7.2			
2013-14	33	32	1058	32.1	178	419	.425	56	160	.350	145	167	.868	26	61	87	2.6	88	0	116	62	4	46	557	16.9			
2014-15	22	22	706	32.1	110	302	.364	36	121	.298	102	120	.850	10	76	86	3.9	61	0	86	46	0	12	358	16.3			
TOTAL	123	59	3098	25.2	440	1093	.403	151	430	.351	369	441	.837	73	223	296	2.4	276	1	372	218	8	98	1400	11.4			



0
STEPHEN EDWARDS
6-2 • 180 • FR • G
MUSKOGEE, OKLAHOMA
PUTNAM CITY
WEST HIGH SCHOOL

In his first year with the program ... played in 16 of 22 games off the bench ... has not played in the past 4 games ... also missed games vs. San Diego (1/3) and at Portland (1/8) ... scored 2 pts. vs. St. Katherine (1/13) ending a 7-game scoreless drought and made his first FG in last 10 GP breaking an 0-8 slump ... played 4 min. at #6 Gonzaga (1/10) after missing the previous 2 games ... made both his FGA in SCU debut scoring 5 pts. vs CS Fullerton (11/14) ... had his most productive game of the season at #20 Michigan St. (11/24) with season-highs in pts. (7), FGM (3), FGA (6) and min. (16) ... played 12 min. vs. BYU (1/1) matching his total from the previous 5 games combined and had 3 FGA, his most since 6 at Michigan St. ... has played a total of 55 min. over his last 11 GP (5.0 mpg) after playing 46 min. in his first 4 games (11.5 mpg) including a season-high 16 at #20 Michigan St.

2014-15 (FR): Played in 16 games averaging 1.4 ppg in 6.6 mpg ... made both FGA scoring 5 pts. with 2 reb. in 11 min. in SCU debut vs. CS Fullerton (11/14) ... 4 pts. making 1-2 FG and 2-2 FT in 7 min. vs. SD Christian (11/15) ... played 12 min. going scoreless (0-1 FG) at Utah St. (11/19) ... season-highs in pts. (7), FGM (3), FGA (6) and min. (16) with 1st career stl. and ast. at #20 Michigan St. (11/24) ... did not attempt a shot playing a season-low 6 min with 1 reb. and 1 ast. vs. Tennessee (11/27) ... 3 pts. making his only FT (1-2 FG) in 7 min. vs. Rhode Island (11/28) ... missed his only FGA playing 6 min. vs. Rider (11/30) ... 2 pts. (2-2 FT) in season-low 3 min. at SJSU (12/6) ... played 4 min. vs. Washington St. (12/13) ... missed his only shot attempt (3FG) with limited minutes vs. Northeastern (12/20) ... played sparingly vs. Cal Poly (12/23) ... 0-1 FG in 5 min. at St. Mary's (12/27) ... missed his only shot (3FG) in 3 min. at UOP (12/29) ... 0-3 FG with 1 reb. and 1 ast. vs. BYU (1/1) ... played 4 min. at #6 Gonzaga (1/10) ... 2 pts. ending a 7-game scoreless drought on 1-1 FG to snap an 0-8 slump vs. St. Katherine (1/13).

HIGH SCHOOL: Graduated from Putnam City West High School in Oklahoma City, Okla. in 2014 ... head coach at P.C. West was Lenny Burt ... Putnam City West was the Oklahoma state runner-up in 6A ... his senior year he averaged 15.1 ppg, 5.0 rpg, 3.2 apg and 2.8 spg ... was all-state his senior year and first team all-conference ... played in the Faith 7 game (Oklahoma All-Stars vs. Texas All-Stars) ... OVC All-Star ... previously played at Del City High School in Oklahoma City, Okla. ... his junior year he averaged 16.1 ppg with 6.0 rpg, 5.0 apg and 3.0

spg ... he was all-state honorable mention and second team all-conference ... his sophomore year he averaged 7.0 ppg, 3.0 apg and 3.0 rpg ... played football as youngster (wide receiver) ... played for Oklahoma Wizards AAU team and head coach was Davis Hudiburgh ... AAU team won the Kingwood Classic in Houston.

PERSONAL: Son of Deborah Toles and Jefferson Edwards ... involved in People to People Ambassador program, traveling to Washington, D.C. while he was in high school ... use to perform in plays during grade school, doing ballet, in the Nutcracker (mouse, Russian) ... major is Communications.

Why Stephen Chose Santa Clara:

"I chose Santa Clara because it gave me opportunities to succeed both on and off the court. There are a lot of resources in the Silicon Valley. I felt like I was home on my visit. I have really enjoyed getting to know Coach Keating and all the coaches."

SEASON HIGHS

Points: 7, at #20 Michigan State (Nov. 24, 2014)
Field Goals: 3, at #20 Michigan State (Nov. 24, 2014)
Field Goal Att.: 6, at #20 Michigan State (Nov. 24, 2014)
3-Pt Field Goals: 0
3-Pt Field Goal Att.: 1, 5x, last: at Pacific (Dec. 29, 2014)
Free Throws: 2, 2x, last: at San Jose State (Dec. 6, 2014)
Free Throw Att.: 3, at San Jose State (Dec. 6, 2014)
Rebounds: 2, 2x, last: at #20 Michigan State (Nov. 24, 2014)
Assists: 1, 4x, last: vs. St. Katherine (Jan. 13, 2015)
Blocked Shots: 0
Steals: 1, at #20 Michigan State (Nov. 24, 2014)
Minutes: 16, at #20 Michigan State (Nov. 24, 2014)

CAREER HIGHS

Points: 7, at #20 Michigan State (Nov. 24, 2014)
Field Goals: 3, at #20 Michigan State (Nov. 24, 2014)
Field Goal Att.: 6, at #20 Michigan State (Nov. 24, 2014)
3-Pt Field Goals: 0
3-Pt Field Goal Att.: 1, 5x, last: at Pacific (Dec. 29, 2014)
Free Throws: 2, 2x, last: at San Jose State (Dec. 6, 2014)
Free Throw Att.: 3, at San Jose State (Dec. 6, 2014)
Rebounds: 2, 2x, last: at #20 Michigan State (Nov. 24, 2014)
Assists: 1, 4x, last: vs. St. Katherine (Jan. 13, 2015)
Blocked Shots: 0
Steals: 1, at #20 Michigan State (Nov. 24, 2014)
Minutes: 16, at #20 Michigan State (Nov. 24, 2014)

CAREER STATISTICS FOR STEPHEN EDWARDS

Year	GP	GS	Min	Avg	TOTAL FG			3-POINT FG			FREE THROW			REBOUNDS				PF	FO	Ast	TO	Blk	Stl	Pts	Avg
					FG	FGA	Pct	FG	FGA	Pct	FT	FTA	Pct	Off	Def	Tot	Avg								
2014-15	16	0	105	6.6	8	22	.364	0	5	.000	7	12	.583	0	7	7	0.4	3	0	4	15	0	1	23	1.4
TOTAL	16	0	105	6.6	8	22	.364	0	5	.000	7	12	.583	0	7	7	0.4	3	0	4	15	0	1	23	1.4



10
KAI HEALY
6-5 • 210 • FR • G
WAHROONGA, AUSTRALIA
THE SCOTS COLLEGE IN
BELLEVUE HILLS

In his first year with the program ... has played in 15 of 22 games with 1 start ... missed the first 3 games deciding if his redshirt season would be used then played in 8 straight with 1 start ... also missed games at St. Mary's (12/27), vs. San Diego (1/3), vs. Pepperdine (1/24) and at San Diego (1/29) ... made his 1st career start playing a season-high 26 min. vs. Rider (11/30) ... saw his first action of the season at #20 Michigan St. (11/24) scoring 4 pts. in 19 min. ... scored a career-high 12 points in 17 min. vs. Cal Poly (12/23) ... made his only shot (3FG) for 3 pts. vs. USF (1/17) to end a season-long 3-game scoring drought ... has played a total of 48 min. over his last 7 GP (6.9 mpg) scoring 6 pts. on 2-4 3FG ... scored in double figures for the first time with 10 vs. Washington St. (12/13).

2014-15 (FR): Played in 15 games with 1 start ... did not play in the first 3 games as plans were to redshirt him ... averaging 3.1 ppg and 1.0 rpg in 12.5 mpg ... first game action came at #20 Michigan St. (11/24) with 4 pts. (1-3 FG, 2-2 FT) and 3 reb. in 19 min. ... a righthander, he scored his first college basket on a left-handed reverse under the basket at Michigan St. ... made his only shot (3FG) for 3 pts. and 2 reb. with his first foul out in 14 min. vs. Tennessee (11/27) ... played 21 min. with 3 pts. (1-2 3FG) and 1 reb. vs. Rhode Island (11/28) ... season-high 26 min. in 1st career start making a 3FG for his only pts. with 2 reb. vs. Rider (11/30) ... 4 pts. on 2-3 FG in 17 min. at SJSU (12/6) ... 10 pts. (1st career 10+ game) on 3-3 FG and 4-6 FT with 2 stl. in 15 min. vs. Washington St. (12/13) ... 2 pts. on 1-2 FG with 1 reb. in 11 min. vs. Northeastern (12/20) ... career-best 12 pts. on 5-8 FG (2-3 3FG) in 17 min. vs. Cal Poly (12/23) ... 1 stl. in limited min. at UOP (12/29) ... 3 pts. on 1-2 3FG in 13 min. vs. BYU (1/1) ... 1st career ast. going 0-3 FG (0-1 3FG) in 11 min. at Portland (1/8) ... 1 ast. in 3 min. at #6 Gonzaga (1/10) ... season-highs of 2 ast. and 3 reb. with 0-1 FG in 9 min. vs. St. Katherine (1/13) ... snapped a 3-game scoreless skid with 3 pts. (1-1 3FG) vs. USF (1/17) ... played 4 min. vs. LMU (1/22).

HIGH SCHOOL: Healy graduated from The Scots College in Bellevue Hills (Sydney) in Dec., 2013. ... he played for coach David Todd ... his 2013 team was 40-1 and lost in the national finals to Lake Ginninderra, who was led by current Utah Jazz first round draft pick Dante Exum ... Healy scored 25 points, including four of five threes, in the national final ... he was all-conference, all-region and all-state in 2013 ... his senior year he averaged 18 ppg, 7 rpg, 3 apg and 2 spg ... was all-

conference and all-region 2011 and '12 ... his junior year he averaged 15 ppg, 6 rpg, 2.5 apg and 1.5 spg ... his sophomore year he averaged 10 ppg, 4 rpg, 2 apg and 1 spg ... played on the NSW U16, U18 and U20 teams (2011-14), captaining the team twice ... also played on the Australia U19 team. his Australia U-17 three-on-three team that won the gold medal at the 2013 Youth Olympics ... led the 2011 U16 and 2014 U20 New South Wales teams in scoring at the Australian Junior National Championships ... he led the Australia U19 team in scoring at the 2013 FIBA Oceania Pacific Championships.

PERSONAL: Healy was born in Indianapolis, Ind. but moved to Australia when he was a child ... his father, Mike, is a University of Notre Dame graduate and his mother, Heidi, is an Indiana University graduate ... his grandfather, Don Healy, played football at University of Maryland, then with Chicago Bears (1958-59) and Dallas Cowboys (1960-62) ... his Uncle Tim played football at Duke University ... studying in the College of Arts and Sciences.

Why Kai Chose Santa Clara:

"I chose Santa Clara as it is a great school, in a strong conference and in an awesome location. The weather also reminded me of my home back in Sydney. When I attended camp last June - I knew that this is where I wanted to be. The facilities and campus really impressed me, and the coaches struck me as hard-working and dedicated to the players on and off the court, which was important to me. I believe that the team is building for the future, and with help from the coaches and staff, I hope to become a key part of the Broncos' future success."

SEASON HIGHS

Points: 12, vs. Cal Poly (Dec. 23, 2014)
Field Goals: 5, vs. Cal Poly (Dec. 23, 2014)
Field Goal Att.: 8, vs. Cal Poly (Dec. 23, 2014)
3-Pt Field Goals: 2, vs. Cal Poly (Dec. 23, 2014)
3-Pt Field Goal Att.: 3, vs. Cal Poly (Dec. 23, 2014)
Free Throws: 4, vs. Washington State (Dec. 13, 2014)
Free Throw Att.: 6, vs. Washington State (Dec. 13, 2014)
Rebounds: 3, 2x, last: vs. St. Katherine (Jan. 13, 2015)
Assists: 2, vs. St. Katherine (Jan. 13, 2015)
Blocked Shots: 1, at #20 Michigan State (Nov. 24, 2014)
Steals: 2, vs. Washington State (Dec. 13, 2014)
Minutes: 26, vs. Rider (Nov. 30, 2014)

CAREER HIGHS

Points: 12, vs. Cal Poly (Dec. 23, 2014)
Field Goals: 5, vs. Cal Poly (Dec. 23, 2014)
Field Goal Att.: 8, vs. Cal Poly (Dec. 23, 2014)
3-Pt Field Goals: 2, vs. Cal Poly (Dec. 23, 2014)
3-Pt Field Goal Att.: 3, vs. Cal Poly (Dec. 23, 2014)
Free Throws: 4, vs. Washington State (Dec. 13, 2014)
Free Throw Att.: 6, vs. Washington State (Dec. 13, 2014)
Rebounds: 3, 2x, last: vs. St. Katherine (Jan. 13, 2015)
Assists: 2, vs. St. Katherine (Jan. 13, 2015)
Blocked Shots: 1, at #20 Michigan State (Nov. 24, 2014)
Steals: 2, vs. Washington State (Dec. 13, 2014)
Minutes: 26, vs. Rider (Nov. 30, 2014)

CAREER STATISTICS FOR KAI HEALY

Year	GP	GS	Min	Avg	TOTAL FG			3-POINT FG			FREE THROW			REBOUNDS				PF	FO	Ast	TO	Blk	Stl	Pts	Avg
					FG	FGA	Pct	FG	FGA	Pct	FT	FTA	Pct	Off	Def	Tot	Avg								
2014-15	15	1	188	12.5	17	32	.531	7	15	.467	6	8	.750	5	10	15	1.0	17	1	4	9	1	7	47	3.1
TOTAL	15	1	188	12.5	17	32	.531	7	15	.467	6	8	.750	5	10	15	1.0	17	1	4	9	1	7	47	3.1



22
MATT HUBBARD
6-9 • 210 • FR • F
COLVILLE, WASHINGTON
COLVILLE HIGH SCHOOL

Enters his first year with the program ... has played in all 22 games with 20 starts ... thrust into a starting role due to injuries to front-line players Yannick Atanga and Emmanuel Ndumanya ... made his 1st career start vs. SD Christian (11/15), and has started the last 19 games ... played 19 min., just his 2nd GP with fewer than 20, and did not attempt a 3FG for the 1st time in 17 GP and 2nd this season at San Diego (1/29) ... recorded his first double-double game, and the first by a Bronco since Jerry Brown on 11/12/13, with 12 pts. and career-high 11 reb. vs. San Diego (1/3) ... he is the only current Bronco to have a double-double game ... grabbed his 100th reb. of the season at San Diego and 2nd on team in total rebounds with 101 (4.6 rpg) ... has played 25+ min. 12 times to rank 4th on team with 25.5 mpg ... tied his career-high with 15 pts. on 5-9 3FG at #6 Gonzaga (1/10) and has reached double-figures 9 times ... made his 1st 3FG on his only attempt scoring 11 pts. in SCU debut (vs. CS Fullerton 11/14) ... scored team's first 5 pts. at San Jose St. (12/6) and first 6 pts. vs. Northeastern (12/20).

2014-15 (FR): Averaging 7.6 ppg and 4.6 rpg in 25.5 mpg ... scored 11 pts. making 5-8 FG and his only 3 with 5 reb. and an ast. in 1st game as a Bronco (vs. CS Fullerton 11/14) ... started for the 1st time with 0 pts., 4 reb. and 1st career blk. vs. SD Christian (11/15) ... 10 pts. (3-6 FG, 2-4 3FG, 2-2 FT) with 8 reb. off the bench at Utah St. (11/19) ... 2 pts. (1-5 FG) and 4 reb. at #20 Michigan St. (11/24) ... made 4-5 FT (season-highs) and his only FG for 6 pts. with 3 reb. vs. Tennessee (11/27) ... 10 pts. on 4-8 FG (1-3 3FG) with 4 reb. vs. Rhode Island (11/28) ... hit 4-6 FG (1-2 3FG) for 10 pts. with 2 reb. vs. Rider (11/30) ... 7 pts. on 3-9 FG (1-3 3FG) with 4 reb. at SJSU (12/6) ... 7 pts. on 3-9 FG (1-4 3FG) with 6 reb. vs. Washington St. (12/13) ... 12 pts. (5-8 FG, 2-4 3FG) and 9 reb. vs. Northeastern (12/20) ... 4 pts. on 2-6 FG (0-3 3FG) with 7 reb. vs. Cal Poly (12/23) ... season-high 33 min. with 7 pts. (1-4 3FG, 4-4 FT) and 7 reb. at St. Mary's (12/27) ... career-high 15 pts. on 5-6 FG (3-3 3FG) and 2-2 FT with 3 reb. at UOP (12/29) ... 9 pts. on 4-11 FG with 3 reb. vs. BYU (1/1) ... 1st double-double game with 12 pts. and career-high 11 reb. vs. San Diego (1/3) ... scoreless (0-2 FG) in season-low 18 min. at Portland (1/8) ... tied career-high with 15 pts. on 5-9 3FG (career highs) at #6 Gonzaga (1/10) ... 12 pts. on 5-8 FG (2-5 3FG) with career-high 2 stl., 4 reb. and a blk. vs. St. Katherine (1/13) ... 2 pts. on 1-5 FG (0-3 3FG) with career-high 3 ast. vs. USF (1/17) ... 1-3 3FG for 3 pts. vs. LMU (1/22) ... 8 pts. on 3-6 FG with with 6 reb. vs. Pepperdine

(1/24) ... 6 pts. on 2-5 FG with 2 reb. in 19 min. at San Diego (1/29).

HIGH SCHOOL: Hubbard was a four-year letterwinner under head coach Brad Sprague and John Foulkes at Colville High School ... averaged 20.5 ppg, 13.5 ppg and 3 bpg his senior year ... team lost in the state play-in game his senior year ... first-team all conference his senior year ... averaged 18 ppg, 14.5 rpg and 4 bpg his junior year ... his junior year one of his best games he had 26 points and 23 rebounds against Sandpoint ... in 2012-13, they lost in the District 7 playoffs ... his sophomore year, they were in the Sweet 16 of the state playoffs ... lettered in track once and golf twice ... in track he competed in the discus, shot put and high jump ... has shot a low round of 85 ... sophomore year went to regionals in golf ... played for the Emerald City Pioneers AAU team and the head coach was Jason Baskett.

PERSONAL: Son of Bruce and Kari Hubbard ... has an older sister, Haley ... member of the National Honor Society in high school ... studying in the College of Arts and Sciences.

Why Matt chose Santa Clara:

"Santa Clara is the best place for me. It's a place I can push myself to be the best person and the best player possible. Being in the Silicon Valley I knew it was a great place to be in the business world. All the players are great and I felt really comfortable with Coach Keating and his assistants. I know they will push me to be the best and reach my full potential."

SEASON HIGHS

Points: 15, 2x, last: at #6 Gonzaga (Jan. 10, 2015)
Field Goals: 5, 5x, last: vs. St. Katherine (Jan. 13, 2015)
Field Goal Att.: 11, vs. BYU (Jan. 1, 2015)
3-Pt Field Goals: 5, at #6 Gonzaga (Jan. 10, 2015)
3-Pt Field Goal Att.: 9, at #6 Gonzaga (Jan. 10, 2015)
Free Throws: 4, 2x, last: at St. Mary's (Dec. 27, 2014)
Free Throw Att.: 5, vs. Tennessee (Nov. 27, 2014)
Rebounds: 11, vs. San Diego (Jan. 3, 2015)
Assists: 3, vs. USF (Jan. 17, 2015)
Blocked Shots: 1, 7x, last: vs. Pepperdine (Jan. 24, 2015)
Steals: 2, vs. St. Katherine (Jan. 13, 2015)
Minutes: 33, at St. Mary's (Dec. 27, 2014)

CAREER HIGHS

Points: 15, 2x, last: at #6 Gonzaga (Jan. 10, 2015)
Field Goals: 5, 5x, last: vs. St. Katherine (Jan. 13, 2015)
Field Goal Att.: 11, vs. BYU (Jan. 1, 2015)
3-Pt Field Goals: 5, at #6 Gonzaga (Jan. 10, 2015)
3-Pt Field Goal Att.: 9, at #6 Gonzaga (Jan. 10, 2015)
Free Throws: 4, 2x, last: at St. Mary's (Dec. 27, 2014)
Free Throw Att.: 5, vs. Tennessee (Nov. 27, 2014)
Rebounds: 11, vs. San Diego (Jan. 3, 2015)
Assists: 3, vs. USF (Jan. 17, 2015)
Blocked Shots: 1, 7x, last: vs. Pepperdine (Jan. 24, 2015)
Steals: 2, vs. St. Katherine (Jan. 13, 2015)
Minutes: 33, at St. Mary's (Dec. 27, 2014)

CAREER STATISTICS FOR MATT HUBBARD

Year	GP	GS	Min	Avg	TOTAL FG			3-POINT FG			FREE THROW			REBOUNDS				PF	FO	Ast	TO	Blk	Stl	Pts	Avg
					FG	FGA	Pct	FG	FGA	Pct	FT	FTA	Pct	Off	Def	Tot	Avg								
2014-15	22	20	561	25.5	62	142	.437	23	66	.348	21	31	.677	30	71	101	4.6	40	0	13	32	7	6	168	7.6
TOTAL	22	20	561	25.5	62	142	.437	23	66	.348	21	31	.677	30	71	101	4.6	40	0	13	32	7	6	168	7.6



20
DENZEL JOHNSON
6-4 • 190 • SR • G
FRESNO, CALIFORNIA
CLOVIS WEST
HIGH SCHOOL

on 3-12 FG (2-5 3FG) with 3 reb. at San Diego (1/29).

2013-14 (JR): Played in 23 of 33 games with 1 start averaging 4.2 ppg and 1.5 rpg in 13.0 mpg ... twice had a career-high 3 stl. in a game and totaled a season career-best 16 ... scored a season-high 14 pts. vs. La Sierra (12/14), his highest total since 2/11/12 (49 GP) ... made his first 3FG of the season (vs. BYU 1/18) breaking an 0-24 slump ... scored the 300th point of his career vs. UOP (2/20) ... 11 pts., his 9th career 10+ game and 1st since the final game of his freshman year, in a season-high 33 min. vs. San Jose St. (11/12) ... 12 pts. (2nd straight 10+ game and 10th career), at CS Fullerton (11/16) ... made his only start of the season and 1st since the final game of his freshman year with 4 pts. at Notre Dame (11/22) ... season-high 14 pts., his most since 2/11/12 (17) with career-high 6 reb. in just 13 min. vs. La Sierra (12/14) ... 3 stl. with 6 pts. vs. St. Mary's (2/22).

2012-13 (SO): Played in 35 of team's 38 games all off the bench ... averaged 1.9 ppg playing 7.4 mpg ... his 3 3FG of the season came in the first 2 games ... had a season-best 2 stl. in consecutive games (12/1, 12/8) ... played only 97 minutes over his final 23 games (4.2 mpg) and did not score more than 2 pts. in any game (16 total) ... made and attempted season-high FG (3-8) and 3FG (2-4) for 8 pts. in season-opening win vs. Simpson (11/10) ... hit his 3rd and final 3FG of the season for his only pts. at St. Louis (11/14) ... season-high 9 pts. in OT loss vs. Utah State (11/28) ... tied a season-best with 2 stl. in OT loss to UCSB (12/1).

2011-2012 (FR): Played in 27 of team's 30 games with 10 starts ... averaged 6.2 ppg and 1.4 rpg in 17.7 mpg ... reached double-figures in pts. in 8 of final 11 games averaging 13.5 ppg ... scored 6 pts. with 4 reb., 3 ast., 2 stl. and 1 blk. in win over UC Merced in SCU debut (11/11) ... netted 1st career 3FG (at UCSB 11/15) ... 1st career start in win over Pacifica (12/13) ... career-highs of 26 pts. and 12 FGM, surpassing his point total from the previous 16 games combined (20) vs. USF (1/26) ... perfect 4-4 FT (season-highs) for 18 pts. as a starter vs. Portland (2/2) ... scored 20 pts. (2nd career 20+ game) at San Diego (2/4) ... 2nd consecutive 20-pt. game (3rd career) hitting 4-6 3FG (career-highs) with 5 reb. at USF (2/9) ... career-high 20 FGA for 17 pts. at St. Mary's (2/11) ... started with 10 pts. vs. Portland in WCC Tournament (2/29).

Has played in 107 of 123 career games with 33 starts ... a starter in all 22 games this season ... brings versatility to the backcourt with ability to play either guard spot ... has scored 8 pts. in each of his last 2 GP going a combined 5-22 FG (.227) ... made 2 3FG at San Diego (1/29) matching his total (24) from the previous 3 seasons combined ... team leader and ranks 9th in the WCC in steals with 28 (1.3 spg) ... tied his career-best with 6 reb. in 4 separate GP and has a season career-best 64 reb. (2.9 rpg) ... played 144 min. over last 4 GP (36 mpg) and has played 35+ 8 times to rank 2nd on team and 6th in WCC at 32.1 mpg ... scored a season-high 15 pts. in opener, his most since scoring 17 on Feb. 11, 2012, a span of 63 games ... scored his 500th career pt. with 8 vs. Pepperdine (1/24) and has a season career-best 181 to surpass his total from the past 2 seasons combined (164) ... his 3 career 20+ pt. games came in a 5-game stretch during his freshman season ... works as a host for EYEBRONCO, Santa Clara's video project in Athletic Media Relations ... has an athletic family lineage. His father C.J. played football for San Jose State, older brother Brandon played basketball for Kentucky Wesleyan, and was all-league twice, leading his team to the Sweet 16 in 2011 and '12 ... Uncle Gary Payton was an outstanding NBA player and cousin Travis Davis played in the NFL.

2014-15 (SR): Averaging 8.2 ppg and 2.9 rpg in 32.1 mpg ... 15 pts. (3-4 3FG) with 3 reb., including 100th career, in 35 min. vs. CS Fullerton (11/14) ... 8 pts. reaching 350 career (355) on 3-5 FG with career-high tying 6 reb. in vs. SD Christian (11/15) ... 6 reb. with 7 pts. (3-7 FG) in at Utah St. (11/19) ... tied career-high with 6 reb. scoring 9 pts. (4-12 FG) in team-high 33 min. at #20 Michigan St. (11/24) ... in his 90th career game had career-highs in FTM (6) and FTA (8) for 11 pts. with 4 reb. and 3 stl. vs. Tennessee (11/27) ... season-low 2 pts. (1-6 FG) with 3 reb. and his 4th career blk. vs. Rhode Island (11/28) ... scoreless for the 1st time this season (0-5 FG) with career-high tying 6 reb. vs. Rider (11/30) ... 5 pts. on 2-7 FG (1-2 FT) with 2 reb. in at SJSU (12/6) ... 12 pts. on 5-10 FG (1-4 3FG) to reach 400 career (401) vs. Washington St. (12/13) ... career-highs of 6 ast. and 4 stl. scoring 13 pts. (5-11 FG, 3-3 FT) with 2 reb. vs. Northeastern (12/20) ... 4 pts. on 1-5 FG (2-2 FT) with 4 ast. vs. Cal Poly (12/23) ... 10 pts. on 4-6 FG (2-3 3FG) with 3 reb. at St. Mary's (12/27) ... 10 pts. on 4-6 FG (2-3 3FG) at UOP (12/29) ... 3-12 FG for 7 pts. with 3 ast. and 2 stl. vs. BYU (1/1) ... 7 pts. on 3-6 FG (1-2 3FG) with 2 reb. and 1 stl. vs. San Diego (1/3) ... 13 pts. on 5-8 FG (1-2 3FG) and 2-2 FT at Portland (1/8) ... 10 pts. on 3-9 FG (2-4 3FG) and 2-2 FT at #6 Gonzaga (1/10) ... 6 pts. in season-low 22 min. vs. St. Katherine (1/13) ... 11 pts. on 3-5 3FG with 4 reb. and 5 ast. in career-high 39 min. vs. USF (1/17) ... 5 pts. with 4 ast. in 37 min. vs. LMU (1/22) ... 8 pts. to reach 500 career (505) with 5 reb. and 3 ast. vs. Pepperdine (1/24) ... 8 pts.

HIGH SCHOOL: *Fresno Bee* Player of the Year in 2011 ... *Long Beach Press-Telegram's* 32nd Best in the West basketball honorable mention team ... named West Coast All-Stars Camp and Best of Best team in 2010 ... Best of West in 2010 ... All-Tourney at St. Jope Basketball Classic 2009 ... All-Tourney at Santa Barbara Holiday Classic in 2009 ... All-Tourney at CW Nike Classic in 2008 ... at West Coast All-Star Camp, scored 41 point ... senior year averaged 21 ppg and 8 rpg ... overall 2010-11 season record was 24-6 ... junior year averaged 14 ppg, 7rpg and 3 apg ... played on Organized Chaos club team and won championship in Las Vegas in 2009.

PERSONAL: Father C.J. played football for San Jose State ... mother Denise is a charge nurse at Children's Hospital in Central California ... has two older brothers, Brandon and John ... communication major.

SEASON HIGHS

Points: 15, vs. CS Fullerton (Nov. 14, 2014)
Field Goals: 5, 3x, last: at Portland (Jan. 8, 2015)
Field Goal Att.: 12, 3x, last: at San Diego (Jan. 29, 2015)
3-Pt FG: 3, 2x, last: vs. USF (Jan. 17, 2015)
3-Pt FGA: 5, 2x, last: at San Diego (Jan. 29, 2015)
Free Throws: 6, vs. Tennessee (Nov. 27, 2014)
Free Throw Att.: 8, vs. Tennessee (Nov. 27, 2014)
Rebounds: 6, 4x, last: vs. Rider (Nov. 30, 2014)
Assists: 6, vs. Northeastern (Dec. 20, 2014)
Blocked Shots: 1, 2x, last: vs. USF (Jan. 17, 2015)
Steals: 4, vs. Northeastern (Dec. 20, 2014)
Minutes: 39, vs. USF (Jan. 17, 2015)

CAREER HIGHS

Points: 26, vs. San Francisco (Jan. 26, 2012)
Field Goals: 12, vs. San Francisco (Jan. 26, 2012)
Field Goal Att.: 20, at St. Mary's (Feb. 9, 2012)
3-Pt FG: 4, at San Francisco (Feb. 9, 2012)
3-Pt FGA: 6, at San Francisco (Feb. 9, 2012)
Free Throws: 6, vs. Tennessee (Nov. 27, 2014)
Free Throw Att.: 8, vs. Tennessee (Nov. 27, 2014)
Rebounds: 6, 5x, last: vs. Rider (Nov. 30, 2014)
Assists: 6, vs. Northeastern (Dec. 20, 2014)
Blocked Shots: 1, 5x, last: vs. USF (Jan. 17, 2015)
Steals: 4, vs. Northeastern (Dec. 20, 2014)
Minutes: 39, vs. USF (Jan. 17, 2015)

JOHNSON HIGH POINT GAMES

26 vs. USF (Jan. 26, 2012)
 20 at USF (Feb. 9, 2012)
 20 at San Diego (Feb. 4, 2012)
 18 vs. Portland (Feb. 2, 2012)
 17 at Saint Mary's (Feb. 11, 2012)
 15 vs. CS Fullerton (Nov. 14, 2014)
 14 vs. La Sierra (Dec. 14, 2013)
 13 at Portland (Jan. 8, 2015)
 13 vs. Northeastern (Dec. 20, 2014)
 12 vs. Washington State (Dec. 13, 2014)

CAREER STATISTICS FOR DENZEL JOHNSON

Year	GP	GS	TOTAL FG			3-POINT FG			FREE THROW			REBOUNDS				PF	FO	Ast	TO	Blk	Stl	Pts	Avg		
			FG	FGA	Pct	FG	FGA	Pct	FT	FTA	Pct	Off	Def	Tot	Avg										
2011-12	27	10	479	17.7	70	179	.391	17	58	.293	11	14	.786	9	29	38	1.4	23	0	27	13	1	8	168	6.2
2012-13	35	0	260	7.4	22	69	.319	3	18	.167	20	28	.714	11	13	24	0.7	29	0	10	9	2	8	67	1.9
2013-14	23	1	299	13.0	35	97	.361	4	20	.200	23	34	.676	14	21	35	1.5	20	0	15	18	0	16	97	4.2
2014-15	22	22	707	32.1	63	171	.368	24	60	.400	31	41	.756	15	49	64	2.9	40	0	39	29	2	28	181	8.2
TOTAL	107	33	1745	16.3	190	516	.368	48	156	.308	85	117	.726	49	112	161	1.5	112	0	91	69	5	60	513	4.8



43
NATE KRATCH
6-6 • 230 • So • F
WATERTOWN, MINNESOTA
WATERTOWN-MAYER
HIGH SCHOOL

Has played in all 55 career games with 15 starts ... made his 1st start this season at UOP (12/29) and has started the last 10 games ... his min. have increased with injuries to Yannick Atanga and Emmanuel Ndumanya ... averaging 25.1 mpg over his last 15 GP after 11.6 mpg in his first 7 GP ... has made 14-18 FG (.778) over his last 5 GP raising his FG% from .460 to .538 while scoring 37 pts. (7.4 ppg) ... grabbed 37 reb. in his last 5 GP (7.4 rpg) with a career-high tying 11 vs. LMU (1/22), and leads team in total reb. with 105 (4.8 rpg) ... made a career-high 5 FG in 8 FGA in consecutive games (1/3 vs. San Diego, 1/8 at Portland) ... has missed his last 8 3FGA after making his first try in the season opener but has not attempted a 3FG in his last 9 GP ... his father, Robert Kratch, won a Super Bowl ring with the NY Giants in 1991 and older brother played tight end at Toledo and is now a graduate assistant with Toledo.

2014-15 (SO): Averaging 5.3 ppg and 4.8 rpg in 20.8 mpg ... 5 pts. making 1-2 3FG and 2-2 FT with 2 reb. playing just 8 min. due to foul trouble vs. CS Fullerton (11/14) ... made both FGA with 2 reb. and 2 blk. vs. SD Christian (11/15) ... 4 pts. (2-4 FG) and 5 reb., including 100th career (101) at Utah St. (11/19) ... 2nd career foul out without a pt. at #20 Michigan St. (11/24) ... made his only FGA for 2 pts. with 2 reb. and a blk. vs. Tennessee (11/27) ... 0-3 FG with his 2nd foul out in the last 3 games (3rd career) vs. Rhode Island (11/28) ... missed only FGA with 2 reb. and an ast. in season-low 8 min. vs. Rider (11/30) ... 8 pts. (4-6 FG) and 7 reb. at SJSU (12/6) ... limited to 15 min. by foul trouble made 1-2 FT for 1 pt. vs. Washington St. (12/13) ... career-high 15 pts. on 4-6 FG and career-most 7-10 FT with 8 reb. vs. Northeastern (12/20) ... 6 pts. on 2-4 FG (2-6 FT) with 4 reb. vs. Cal Poly (12/23) ... 0-5 FG with 4 reb. at St. Mary's (12/27) ... career-high 11 reb. with a career-high tying 4 blk. and 5 pts. (2-5 FG) at UOP (12/29) ... 4 reb. and 1 pt. (1-3 FT) vs. BYU (1/1) ... career-high 5 FGM for 14 pts. with 8 reb. in career-most 33 min. vs. San Diego (1/3) ... 5-8 FG for 2nd straight game for 10 pts. at Portland (1/8) ... 4 pts. (1-4 FG, 2-3 FT) and 4 reb. at #6 Gonzaga (1/10) ... 8 reb. with 5 pts. (2-4 FG) in 17 min. vs. St. Katherine (1/13) ... 3-3 FG (1-1 FT) for 7 pts. with 4 reb. vs. USF (1/17) ... tied career-best with 11 reb. scoring 6 pts. (3-4 FG) vs. LMU (1/22) ... 10 pts. on perfect shooting (4-4 FG, 2-2 FT) with 5 reb. and career-high tying 2 stl. vs. Pepperdine (1/24) ... 9 pts. (2-3 FG) and 9 reb. (all offensive) just missing his 1st double-double game at San Diego (1/29).

2013-14 (RS/FR): Averaged 3.6 ppg and 2.8 rpg in 13.8 mpg playing in all 33

games with 5 starts ... his starts came in consecutive games (12/5 to 12/18) where he averaged 24.2 mpg, 7.6 ppg and 5.4 rpg ... totaled 20 blks., good for a 7th place tie on the SCU freshman season list ... had a team season-high 4 blk. at Cal Poly (12/7) and 5 games with 2+ ... made 8 of his last 9 FTA after going 7-14 to start the season ... ended the season with each of his last 15 FGA being a 3FG (8-15) ... made 1st career 3FG on his first attempt (vs. SJSU 11/12) ... scored season-high 11 points in each of his first 2 starts (at CS Bakersfield 12/5, at Cal Poly 12/7) ... 11 of his 19 ast. came in his last 9 GP with a career-high 3 twice ... 21 min. scoring 3 pts. in 1st game as a Bronco (vs. Bethesda 11/8) ... made his 1st career 3FG on his 1st attempt for his only pts. vs. San Jose St. (11/12) ... 1st career blk. (at CS Fullerton 11/16) ... 11 pts. (3-5 3FG) in 1st career start (at CS Bakersfield 12/5) ... career-high 4 blk. with 11 pts. in start at Cal Poly (12/7) ... 10 reb. in 30 min. vs. Radford (12/16) ... career-high 3 ast. (at BYU 2/6) ... 1st career foul out (vs. USF 2/15) ... had his 20th blk. of the season to tie for 7th on the SCU freshman chart at Pepperdine (3/1) ... made all 3 3FG (9 pts.) vs. UOP in WCC tournament win (3/6) ... tied career-high with 3 ast. vs. Gonzaga in WCC tournament (3/8).

2012-13: Redshirted.

HIGH SCHOOL: Is a 2012 graduate of Watertown-Mayer High School in Watertown, Minn. ... coached by Bob Hennen in high school and played for Al Harris' AAU team, 43 Hoops ... played one year of varsity football (played tight end and defensive end) and three years of varsity basketball (played his freshman year in both as well) ... captain his junior and senior years ... his senior year he averaged 20 ppg, 14 rpg and 6 bpg ... had 1,000+ points, 1,000+ rebounds and 500+ blocked shots in high school ... his senior year they went to the state tournament and were undefeated conference champions ... all-conference and MVP of the conference (unanimous) his senior year, leading league in ppg, rpg and bpg ... AP Third Team All-State in 2012 ... junior year he averaged 15.8 ppg, 12.7 rpg, 2.5 apg, 1.8 spg and 5.7 bpg ... team went to the 2011 sectional championship ... he averaged 14.2 ppg, 13 rpg and 4.5 bpg his sophomore year ... Honorable Mention All-Conference in football (once) and All-Conference basketball three times ... AP Honorable Mention All-State in 2011 ... member of the Honor Roll, Member of the Business Club and won the Outstanding Academic Achievement Award three straight years.

PERSONAL: Born in Wayne, N.J. ... parents are Robert and Kristi Kratch ... majoring in Psychology ... mother was a high jumper at Iowa and personal best is 5'11 ... maternal grandmother played professional basketball for the Redheads and will be inducted into the Professional Basketball Hall of Fame in New York City at Madison Square Garden ... grandma once scored 70 points in a high school game, something she has reminded Nate of a few times during his high school career ... paternal grandfather played baseball at Long Island University and two Uncles played football at Cornell and Central College ... younger sister MacKenzie strives to be a Division I hockey player.

SEASON HIGHS

Points: 15, vs. Northeastern (Dec. 20, 2014)
Field Goals: 5, 2x, last: at Portland (Jan. 8, 2015)
Field Goal Att.: 8, 2x, last: at Portland (Jan. 8, 2015)
3-Pt Field Goals: 1, vs. CS Fullerton (Nov. 14, 2014)
3-Pt Field Goal Att.: 2, vs. CS Fullerton (Nov. 14, 2014)
Free Throws: 7, vs. Northeastern (Dec. 20, 2014)
Free Throw Att.: 10, vs. Northeastern (Dec. 20, 2014)
Rebounds: 11, 2x, last: vs. LMU (Jan. 22, 2015)
Assists: 2, at #6 Gonzaga (Jan. 10, 2015)
Blocked Shots: 4, at Pacific (Dec. 29, 2014)
Steals: 2, vs. Pepperdine (Jan. 24, 2015)
Minutes: 33, vs. San Diego (Jan. 3, 2015)

CAREER HIGHS

Points: 15, vs. Northeastern (Dec. 20, 2014)
Field Goals: 5, 2x, last: at Portland (Jan. 8, 2015)
Field Goal Att.: 10, vs. La Sierra (Dec. 14, 2013)
3-Pt Field Goals: 3, 3x, last: vs. Pacific (Mar. 6, 2014)
3-Pt Field Goal Att.: 6, vs. Pacific (Feb. 20, 2014)
Free Throws: 7, vs. Northeastern (Dec. 20, 2014)
Free Throw Att.: 10, vs. Northeastern (Dec. 20, 2014)
Rebounds: 11, 2x, last: vs. LMU (Jan. 22, 2015)
Assists: 3, 2x, last: vs. Gonzaga (Mar. 8, 2014)
Blocked Shots: 4, 2x, last: at Pacific (Dec. 29, 2014)
Steals: 2, 4x, last: vs. Pepperdine (Jan. 24, 2015)
Minutes: 33, vs. San Diego (Jan. 3, 2015)

KRATCH HIGH POINT GAMES

15 vs. Northeastern (Dec. 20, 2014)
14 vs. San Diego (Jan. 3, 2015)
 at Cal Poly (Dec. 7, 2013)
 11 at CS Bakersfield (Dec. 5, 2013)
10 vs. Pepperdine (Jan. 24, 2015)
10 at Portland (Jan. 8, 2015)

KRATCH 10+ REBOUND GAMES

11 vs. LMU (Jan. 22, 2015)
11 at Pacific (Dec. 29, 2014)
 10 vs. Radford (Dec. 16, 2013)

CAREER STATISTICS FOR NATE KRATCH

Year	GP	GS	Min	Avg	TOTAL FG			3-POINT FG			FREE THROW			REBOUNDS							PF	FO	Ast	TO	Blk	Stl	Pts	Avg
					FG	FGA	Pct	FG	FGA	Pct	FT	FTA	Pct	Off	Def	Tot	Avg											
2013-14	33	5	456	13.8	42	98	.429	20	57	.351	15	23	.652	25	67	92	2.8	72	1	19	16	20	10	119	3.6			
2014-15	22	10	458	20.8	43	80	.538	1	9	.111	29	52	.558	51	54	105	4.8	70	2	9	24	15	11	116	5.3			
TOTAL	55	15	914	16.6	85	178	.478	21	66	.318	44	75	.587	76	121	197	3.6	142	3	28	40	35	21	235	4.3			



50
EMMANUEL NDUMANYA
6-9 • 270 • RS-FR • C
ANAMBRA, NIGERIA
JUNIPERO SERRA
HIGH SCHOOL

Entering his second season with the program after redshirting the 2013-14 campaign ... has played in 13 games off the bench ... saw action in the first 2 games of the season before missing the next 9 contests with a left foot injury ... Nigerian native, has been in the USA five years (since August 2010) ... was 2-2 FG at San Diego (1/29) and is 10-14 (.714) in his last 6 GP boasting the highest FG% (.615) of any player on team with more than 1 FGA ... saw his most extensive action since the season-opener playing 16 min. with a career-high 8 pts. on 4-5 FG vs. Pepperdine (1/24) ... has made 5 of his last 8 FTA (.625) after starting the season 0-5 but has FTA in his last 4 GP ... made an impact in his first game as a Bronco with 8 reb. and a blk. scoring 2 pts ... grabbed 14 reb. (7.0 rpg) in his first 2 games playing 15.0 min.

PERSONAL: Hometown is Anambra, Nigeria ... was born in Enugu, Nigeria ... has six brothers and sisters ... parents are the late Edwin Ikechukwu Ndumanya and Susan Nwaakaego Ndumanya ... considers Julia Boyer and her family in the US his state-side family as well ... came to the US through the help of Ejike Ugboaja (runs a clinic for players in both the US and Nigeria) ... major is Communication.

2014-15 (RS-FR): Played in 13 games averaging 2.8 ppg and 2.7 rpg in 9.2 mpg ... missed 9 games recovering from a foot injury ... scored 2 pts. (1-3 FG) with 8 reb., 1 blk. and 1 stl. in 17 min. in first game as a Bronco (vs. CS Fullerton 11/14) ... scored 6 pts. (3-5 FG) with 6 reb. vs. SD Christian (11/15) ... saw his first action in 9 games with 1 reb. and 0 pts. in 7 min. at St. Mary's (12/17) ... made both FGA for 4 pts. and 1 reb. at UOP (12/29) ... scoreless with 4 reb. vs. BYU (1/1) ... made his 1st FT of the season after 5 misses (1-2) with 1 reb. vs. San Diego (1/3) ... 2 reb. with 0 pts. (0-1 FG) and a blk. at Portland (1/8) ... 6 pts. (2-4 FG, 2-4 FT) with 2 stl. at #6 Gonzaga (1/10) ... 6 pts. in 2nd straight game (2-3 FG, 2-2 FT) with 5 reb. vs. St. Katherine (1/13) ... grabbed 1 reb. in 5 min. vs. USF (1/17) ... limited action vs. LMU (1/22) ... career-high 8 pts. on 4-5 FG with 3 reb. and a blk. in 16 min. vs. Pepperdine (1/24) ... career-highs in blk. (2) and stl. (3) with 4 pts. on 2-2 FG in 7 min. at San Diego (1/29).

2013-14 (FR): Redshirted the season.

HIGH SCHOOL: Played for head coach Dwan Hurt at Junipero Serra High School in Gardena, Calif. ... during his career at Junipero Serra he averaged 8 ppg, 10 rpg and 5.6 bpg ... team was 26-7 his senior year ... team finished as the runner-up in the Division IV Southern Regional ... won the Coaches Award in 2012 ... 2013 Defensive Player of the Year ... played three years of varsity basketball ... on the honor roll twice.

SEASON HIGHS

Points: 8, vs. Pepperdine (Jan. 24, 2015)
Field Goals: 4, vs. Pepperdine (Jan. 24, 2015)
Field Goal Att.: 5, 2x, last: vs. Pepperdine (Jan. 24, 2015)
3-Pt Field Goals: 0
3-Pt Field Goal Att.: 0
Free Throws: 2, 2x, last: vs. St. Katherine (Jan. 13, 2015)
Free Throw Att.: 4, at #6 Gonzaga (Jan. 10, 2015)
Rebounds: 8, vs. CS Fullerton (Nov. 14, 2014)
Assists: 1, 2x, last: at San Diego (Jan. 29, 2015)
Blocked Shots: 2, at San Diego (Jan. 29, 2015)
Steals: 3, at San Diego (Jan. 29, 2015)
Minutes: 17, vs. CS Fullerton (Nov. 14, 2014)

CAREER HIGHS

Points: 8, vs. Pepperdine (Jan. 24, 2015)
Field Goals: 4, vs. Pepperdine (Jan. 24, 2015)
Field Goal Att.: 5, 2x, last: vs. Pepperdine (Jan. 24, 2015)
3-Pt Field Goals: 0
3-Pt Field Goal Att.: 0
Free Throws: 2, 2x, last: vs. St. Katherine (Jan. 13, 2015)
Free Throw Att.: 4, at #6 Gonzaga (Jan. 10, 2015)
Rebounds: 8, vs. CS Fullerton (Nov. 14, 2014)
Assists: 1, 2x, last: at San Diego (Jan. 29, 2015)
Blocked Shots: 2, at San Diego (Jan. 29, 2015)
Steals: 3, at San Diego (Jan. 29, 2015)
Minutes: 17, vs. CS Fullerton (Nov. 14, 2014)

CAREER STATISTICS FOR EMMANUEL NDUMANYA

Year	GP	GS	Min	Avg	TOTAL FG			3-POINT FG			FREE THROW			REBOUNDS				PF	FO	Ast	TO	Blk	Stl	Pts	Avg
					FG	FGA	Pct	FG	FGA	Pct	FT	FTA	Pct	Off	Def	Tot	Avg								
2014-15	13	0	120	9.2	16	26	.615	0	0	.000	5	13	.385	12	23	35	2.7	23	0	2	7	5	7	37	2.8
TOTAL	13	0	120	9.2	16	26	.615	0	0	.000	5	13	.385	12	23	35	2.7	23	0	2	7	5	7	37	2.8



30
ANDREW PAPENFUS
 6-5 • 215 • SR • F
 SNOWMASS, COLORADO
 ASPEN HIGH SCHOOL

Had brain surgery to remove a tumor in early Oct. - is working back to play again - goal is for January ... has played in 15 games during his career ... was a SCU team manager and practice player ... played the 2011-12 season at Division II Hawaii-Hilo ... provided a spark off the bench in consecutive wins over Radford (12/16/13) and Sacred Heart (12/18/13) scoring his only points of the season.

2014-15 (SR): Begins his fourth season with the program.

2013-14 (RS/JR): Played in 15 of 33 games averaging 5.9 mpg scoring 5 pts. ... scored his only pts. of the season (5) in consecutive wins over Radford (12/16) and Sacred Heart (12/18) making his only FGA in each game ... played in a season-high stretch of 6 straight games twice ... played 4 min. in SCU debut vs. Bethesda (11/8/13) ... made his 1st basket for his 1st pts. of the season (3FG) in his only attempt with season-high 2 reb. in career-most 12 min. vs. Radford (12/16) ... made his only FG for 2 pts. with season-high tying 2 reb. and 1st blk. vs. Sacred Heart (12/18) ... tied season-highs with 12 min. and 2 reb. playing for the first time in 9 games vs. BYU (1/18) ... played 7 min. at San Diego seeing action in consecutive games for the first time since Dec. (2/8) ... had 1 FGA vs. USF (2/15), his only attempt in his last 9 GP (21 team games).

2012-13: Santa Clara men's basketball practice player.

2011-12: Spent a year at The University of Hawaii at Hilo ... played in 25 of 26 games averaging 2.1 ppg and 1.3 rpg ... scored a season-best 11 pts. on 4-8 FG (3-5 3s) in 22 min. at Dixie St. (1/24) ... earned the dean's list with a 3.9 first semester and a 4.0 second semester.

2010-11: Was a manager with the Bronco men's basketball team.

HIGH SCHOOL: Graduated from Aspen High School in 2010 ... played for Steve Ketchum on the basketball court and Mike Sirko on the football field ... in 2010 was a McDonald's All-American Nominee, Colorado Max Preps Player of the Year, 1st team all-state and Western Slope Conference Player of the Year ... averaged 15.4 ppg, 3 apg, 3.8 rpg, 4 spg and 1.2 bpg his senior year ... averaged 11.8 ppg, 1.6

apg, 4.5 rpg, 1.8 spg and .9 bpg his junior year ... lead team to the best record in school history 26-1, 16-0 in conference, finishing 2nd in state his senior year ... lead his high school to consecutive Elite 8's during the 2009 and '10 seasons and to back-to-back Western Slope Conference championships the same years ... on the grid-iron, as a receiver, he averaged 44.1 yards per game and 24.81 yards per catch and scored 4 touchdowns ... was named 2nd team all conference ... member of the National Honor Society and participated for three years as a Mentor in the Buddy Program, helping underprivileged children from the community.

PERSONAL: Son of Kurt and Joanne Papenfus ... Dad is an E.R. doctor who went to Colorado State as an undergrad and Colorado-Boulder for med school ... Mom is a home nurse ... has a younger brother, Stephan, at University of Northern Colorado ... Grandfather Art Papenfus, had a full-ride to play football at Marquette but turned it down to pursue a teaching career ... Papenfus is working on launching a start up company which makes customizable shin guards... majoring in Marketing with a minor in Entrepreneurship and Economics.

SEASON HIGHS

Points: 0
 Field Goals: 0
 Field Goal Att.: 0
 3-Pt Field Goals: 0
 3-Pt Field Goal Att.: 0
 Free Throws: 0
 Free Throw Att.: 0
 Rebounds: 0
 Assists: 0
 Blocked Shots: 0
 Steals: 0
 Minutes: 0

SCU CAREER HIGHS

Points: 3, vs. Radford (Dec. 16, 2013)
 Field Goals: 1, 2x, last: vs. Sacred Heart (Dec. 18, 2013)
 Field Goal Att.: 2, vs. Bethesda (Nov. 8, 2013)
 3-Pt Field Goals: 1, vs. Radford (Dec. 16, 2013)
 3-Pt Field Goal Att.: 2, vs. Bethesda (Nov. 8, 2013)
 Free Throws: 0
 Free Throw Att.: 0
 Rebounds: 2, 3x, last: vs. BYU (Jan. 18, 2014)
 Assists: 1, vs. Radford (Dec. 16, 2013)
 Blocked Shots: 1, vs. Sacred Heart (Dec. 18, 2013)
 Steals: 1, 2x, last: at BYU (Feb. 6, 2014)
 Minutes: 12, 2x, last: vs. BYU (Jan. 18, 2014)

HAWAII HILO CAREER HIGHS

Points: 11, at Dixie State (Jan. 24, 2012)
 Field Goals: 4, at Dixie State (Jan. 24, 2012)
 Field Goal Att.: 8, at Dixie State (Jan. 24, 2012)
 3-Pt Field Goals: 3, at Dixie State (Jan. 24, 2012)
 3-Pt Field Goal Att.: 5, at Dixie State (Jan. 24, 2012)
 Free Throws: 2, 2x, last: vs. Cal Baptist (Jan. 28, 2012)
 Free Throw Att.: 2, 3x, last: vs. Cal Baptist (Jan. 28, 2012)
 Rebounds: 5, vs. AK-Fairbanks (Nov. 26, 2011)
 Assists: 2, vs. St. Martins (Nov. 11, 2011)
 Blocked Shots: 1, vs. Cal Baptist (Jan. 28, 2012)
 Steals: 2, at Dixie State (Jan. 24, 2012)
 Minutes: 22, at Dixie State (Jan. 24, 2012)

CAREER STATISTICS FOR ANDREW PAPENFUS

Year	GP	GS	Min	Avg	TOTAL FG			3-POINT FG			FREE THROW			REBOUNDS							Pts	Avg			
					FG	FGA	Pct	FG	FGA	Pct	FT	FTA	Pct	Off	Def	Tot	Avg	PF	FO	Ast			TO	Blk	Stl
2013-14	15	0	88	5.9	2	7	.286	1	4	.250	0	0	.000	5	6	11	0.7	14	0	1	5	1	2	5	0.3
2014-15	0	0	0	0.0	0	0	.000	0	0	.000	0	0	.000	0	0	0	0.0	0	0	0	0	0	0	0.0	
TOTAL	15	0	88	5.9	2	7	.286	1	4	.250	0	0	.000	5	6	11	0.7	14	0	1	5	1	2	5	0.3



4
JARVIS PUGH
6-6 • 205 • RS-FR • F
MURPHY, TEXAS
PLANO EAST HIGH SCHOOL

Begins his second season with the program after redshirting last season ... has played in all 22 games this season with 10 starts ... a starter in each of his first 4 games ... came off the bench vs. Tennessee (11/27) and vs. Rider (11/30) ... career-high 2 FTM at San Diego (1/29) doubling his season total for his only pts. ... made 10-20 FG (.500) over his last 11 GP and shoots .489 (23-47) from the field for the season ... led team with a career-high 6 ast. vs. St. Katherine (1/13) nearly matching his total (7) from the previous 17 GP ... grabbed a season-high 9 reb. vs. SD Christian (11/15) and averages 3.0 rpg in 17.4 mpg ... scored a season-high tying 6 pts. at Portland (1/8) equaling his total from the previous 5 GP ... scored SCU's first basket in each of the first 2 games, including his first dunk in the first half vs. CS Fullerton (11/14) ... took him 32 seconds to score his 1st career basket.

2013-14 (FR): Redshirted the season.

HIGH SCHOOL: 2013 graduate of Plano East High School in Plano, Texas ... regarded as one of the elite defenders in the state of Texas ... team was 26-4 and 10-0 in league play in 2012-13 ... ranked fourth in the state of Texas ... averaged 11.2 ppg and 5 rpg ... named to the all-district team ... team made it to the regional semi-finals in the playoffs.

PERSONAL: Son of Reginald and Sandra Pugh ... was born in Raleigh, N.C. ... has one older sister, Joselyn. She plays volleyball at Houston Baptist University ... studying in the College of Arts and Sciences.

2014-15 (RS-FR): Averaging 2.3 pts. and 3.0 reb. in 17.4 mpg ... started in his SCU debut scoring the game's first basket for his only pts. (1-3 FG) with 3 reb. vs. CS Fullerton (11/14) ... scored team's 1st basket for a 2nd straight game totaling 6 pts. (3-4 FG) with career-best 9 reb. vs. SD Christian (11/15) ... made all 3 FGA for 6 pts. with 5 reb. at Utah St. (11/19) ... 1st career foul out after scoring 5 pts. (2-7 FG) with his 1st 3FG (1-2) at #20 Michigan St. (11/24) ... made his only FGA for 2 pts. with 4 reb. and 1st career blk. off the bench vs. Tennessee (11/27) ... starter made his only FGA for 2 pts. with 1 reb. in season-high 26 min. vs. Rhode Island (11/28) ... scoreless for the 1st time with no FGA and 2 reb. vs. Rider (11/30) ... 3 pts. (1-2 FG) and 3 reb. at SJSU (12/6) ... 5 reb. and 0 pts. (0-1 FG) vs. Washington St. (12/13) ... 2 pts. (1-2 FG) with 1 reb. and 1 ast in 14 min. with foul trouble vs. Northeastern (12/20) ... 0-3 FG with 3 reb. and 1 ast. vs. Cal Poly (12/23) ... 4 pts. (2-3 FG) with 4 reb. in at St. Mary's (12/27) ... scoreless off the bench (0-1 FG) with 2 reb. at UOP (12/29) ... season-low 6 min. with 1 reb. vs. BYU (1/1) ... 2 pts. (1-2 FG) and 3 reb. vs. San Diego (1/3) ... season-high tying 6 pts. (3-5 FG) with 4 reb. and 2 ast. at Portland (1/8) ... 0-1 FG at #6 Gonzaga (1/10) ... career-high 6 ast. with 4 pts. (2-4 FG), 4 reb. and 2 stl. vs. St. Katherine (1/13) ... 3 pts. on 1-2 FG (1-3 FT) with 4 reb. vs. USF (1/17) ... his only FG was a dunk for 2 pts. with 3 reb. vs. LMU (1/22) ... 2 reb., 2 ast. and 2 stl. without a FGA vs. Pepperdine (1/24) ... season-high 2 FT in 3 FTA for his only pts. with 3 reb. in 21 min. at San Diego (1/29).

WHY SANTA CLARA?

"I chose Santa Clara because it's a very family orientated team, I liked the coaches a lot and I liked the professors as well."

SEASON HIGHS

Points: 6, 3x, last: at Portland (Jan. 8, 2015)
Field Goals: 3, 3x, last: at Portland (Jan. 8, 2015)
Field Goal Att.: 7, at #20 Michigan State (Nov. 24, 2014)
3-Pt Field Goals: 1, at #20 Michigan State (Nov. 24, 2014)
3-Pt Field Goal Att.: 2, at #20 Michigan State (Nov. 24, 2014)
Free Throws: 2, at San Diego (Jan. 29, 2015)
Free Throw Att.: 3, 2x, last: at San Diego (Jan. 29, 2015)
Rebounds: 9, vs. SD Christian (Nov. 15, 2014)
Assists: 6, vs. St. Katherine (Jan. 13, 2015)
Blocked Shots: 1, 5x, last: vs. USF (Jan. 17, 2015)
Steals: 2, 2x, last: vs. Pepperdine (Jan. 24, 2015)
Minutes: 26, vs. Rhode Island (Nov. 28, 2014)

CAREER HIGHS

Points: 6, 3x, last: at Portland (Jan. 8, 2015)
Field Goals: 3, 3x, last: at Portland (Jan. 8, 2015)
Field Goal Att.: 7, at #20 Michigan State (Nov. 24, 2014)
3-Pt Field Goals: 1, at #20 Michigan State (Nov. 24, 2014)
3-Pt Field Goal Att.: 2, at #20 Michigan State (Nov. 24, 2014)
Free Throws: 2, at San Diego (Jan. 29, 2015)
Free Throw Att.: 3, 2x, last: at San Diego (Jan. 29, 2015)
Rebounds: 9, vs. SD Christian (Nov. 15, 2014)
Assists: 6, vs. St. Katherine (Jan. 13, 2015)
Blocked Shots: 1, 5x, last: vs. USF (Jan. 17, 2015)
Steals: 2, 2x, last: vs. Pepperdine (Jan. 24, 2015)
Minutes: 26, vs. Rhode Island (Nov. 28, 2014)

CAREER STATISTICS FOR JARVIS PUGH

Year	TOTAL FG			3-POINT FG			FREE THROW			REBOUNDS				PF	FO	Ast	TO	Blk	Stl	Pts	Avg				
	GP	GS	Min	FG	FGA	Pct	FG	FGA	Pct	FT	FTA	Pct	Off									Def	Tot	Avg	
2014-15	22	10	383	17.4	23	47	.489	1	2	.500	4	12	.333	32	35	67	3.0	59	2	17	14	5	11	51	2.3
TOTAL	22	10	383	17.4	23	47	.489	1	2	.500	4	12	.333	32	35	67	3.0	59	2	17	14	5	11	51	2.3



5
JALEN RICHARD
6-3 • 185 • So • G
SAN TAN VALLEY, ARIZONA
POSTON BUTTE
HIGH SCHOOL

Has played in 53 of 55 games with 16 starts during his career ... played 20 games off the bench this season ... did not play vs. USF (1/17) missing his first career game and sat out vs. LMU (1/22) with a sore ankle ... returned to the court with limited min. vs. Pepperdine (1/24) and has played 10 min. total in 2 games since returning to the lineup ... has not scored in his last 3 GP after netting 22 pts. in his previous 3 GP ... dished 9 ast. in his last 6 GP after just 6 in his first 14 GP ... was a key part of the rotation before his injury playing a total of 83 min. in 5 GP (16.6 mpg) before getting hurt, with a career-high tying 27 at Portland (1/8), after playing 52 min. in the previous 9 games (5.8 mpg) ... has 10 FTA over his last 7 GP after not attempting a FT in the previous 12 games ... recorded a career-high 15 points in his first game as a Bronco (vs. Bethesda 11/8/13) ... has the ability and size to impact a game in several ways.

2014-15 (SO): Averaging 1.9 ppg and 1.5 rpg in 9.7 mpg ... career-high 4 ast. with 4 pts. (1-3 FG, 2-2 FT) in 17 min. vs. CS Fullerton (11/14) ... 5 pts. (2-4 FG) and 1 reb. vs. SD Christian (11/15) ... 3 reb. with 2 pts. (1-1 FG) in only 6 min. at Utah St. (11/19) ... 2 pts. (1-2 FG) with 1 reb. and 1 stl. in 10 min. at #20 Michigan St. (11/24) ... had 2 reb. without a shot attempt in 4 min. vs. Tennessee (11/27) ... scoreless for a 2nd straight game missing his only FGA (3) in season-low 3 min. vs. Rhode Island (11/28) ... scoreless in a 3rd straight game without a FGA in 3 min. vs. Rider (11/30) ... 2 pts. (1-2 FG) missing a 3FG in 6 min. at SJSU (12/6) ... 1 reb. and 1 ast. without a FGA in 16 min. vs. Washington St. (12/13) ... 0-1 FG (0 pts.) in 4 min. vs. Northeastern (12/20) ... missed his only FGA (3FG) with 2 reb. in 8 min. vs. Cal Poly (12/23) ... 0 pts. missing his only shot (3FG) with 2 reb. in 6 min. at St. Mary's (12/27) ... had 1 reb. in 2 min. with 0 FGA at UOP (12/29) ... broke a 5-game scoreless drought going 1-2 FT for 1 pt. and 4 reb. in 15 min. vs. BYU (1/1) ... season-high 5 reb. and 6 pts. (3-4 FG) in 16 min. vs. San Diego (1/3) ... season-high 13 pts. on 4-6 FG (2-2 3FG) with career-high tying 4 ast. and 100th career reb. in career-most 27 min. at Portland (1/8) ... 3 pts. (1-3 3FG) with 3 reb. in 16 min. at #6 Gonzaga (1/10) ... no shot attempts with 3 ast. in 9 min. vs. St. Katherine (1/13) ... returned to the lineup playing 2 min. vs. Pepperdine (1/24) after missing the previous 2 games ... 0-1 FG with a reb. in 8 min. at San Diego (1/29).

2013-14 (FR): Played in all 33 games with 16 starts averaging 3.9 ppg, 1.1 apg

SEASON HIGHS

Points: 13, at Portland (Jan. 8, 2015)
Field Goals: 4, at Portland (Jan. 8, 2015)
Field Goal Att.: 6, at Portland (Jan. 8, 2015)
3-Pt Field Goals: 2, at Portland (Jan. 8, 2015)
3-Pt Field Goal Att.: 3, at #6 Gonzaga (Jan. 10, 2015)
Free Throws: 3, at Portland (Jan. 8, 2015)
Free Throw Att.: 6, at Portland (Jan. 8, 2015)
Rebounds: 5, vs. San Diego (Jan. 3, 2015)
Assists: 4, 2x, last: at Portland (Jan. 8, 2015)
Blocked Shots: 0
Steals: 1, 4x, last: vs. San Diego (Jan. 3, 2015)
Minutes: 27, at Portland (Jan. 8, 2015)

and 2.3 rpg in 15.6 mpg ... a starter in the first 3 games and 13 of the final 14 ... career-highs of 15 pts., 6 FGM and 3 stl. in his first game as a Bronco (vs. Bethesda 11/8) ... played a season-high 27 min. twice and played at least 20 min. 9 times ... starter in his 1st game at SCU with career-highs of 15 pts., 6 FGM, 3 stl. and 27 min. vs. Bethesda (11/8) ... starter with season-high 3 ast. vs. San Jose St. (11/12) ... season-high tying 3 ast. at CS Fullerton (11/16) ... 1st career foul out (vs. La Sierra 12/14) ... 1st career blk. (vs. Radford 12/16) ... career-best 7 reb. in season-high tying 27 min. vs. So. Florida (12/23) ... tied season-high with 3 ast. vs. Gonzaga (1/29) ... career-high 12 FGA, his only game with 10+, including 3-9 3FG (both career highs) for 11 pts. vs. USF (2/15) ... broke an 0-7 slump in 3FG shooting making 1-4 at Pepperdine (3/1) ... 2 pts. in 12 min. vs. UOP in WCC tournament win (3/6).

HIGH SCHOOL: Graduated from Poston Butte High School in the suburbs of Phoenix, Ariz. (San Tan Valley, Ariz.) ... his senior year team was 23-6 and 9-1 in league play ... lost in the second round of the state playoffs ... averaged 22 ppg, 3 apg, 7 rpg, 3 spg and 1 bpg his senior season ... his junior year led his team to the state quarterfinals as he posted 23 ppg, 6 rpg, 5 apg and 1 bpg ... was First-Team All-State twice, a 2nd team All-State player once and a three-time First-Team All-Region performer ... his performance best prior to his senior year included 48 points, 5 rebounds and 5 assists ... finished in the top 25 percent of his senior class.


PERSONAL: Parents are Kevin and Jennifer Richard ... has a younger brother named Cameron ... born in Las Cruces, N.M. and lived there most of his life (through eighth grade) ... studying in the College of Arts and Sciences.

CAREER HIGHS

Points: 15, vs. Bethesda (Nov. 8, 2013)
Field Goals: 6, vs. Bethesda (Nov. 8, 2013)
Field Goal Att.: 12, vs. USF (Feb. 15, 2014)
3-Pt Field Goals: 3, vs. USF (Feb. 15, 2014)
3-Pt Field Goal Att.: 9, vs. USF (Feb. 15, 2014)
Free Throws: 7, vs. So. Florida (Dec. 23, 2013)
Free Throw Att.: 8, vs. So. Florida (Dec. 23, 2013)
Rebounds: 7, vs. So. Florida (Dec. 23, 2013)
Assists: 4, 2x, last: at Portland (Jan. 8, 2015)
Blocked Shots: 1, 2x, last: vs. San Diego (Jan. 16, 2014)
Steals: 3, vs. Bethesda (Nov. 8, 2013)
Minutes: 27, 3x, last: at Portland (Jan. 8, 2015)

CAREER STATISTICS FOR JALEN RICHARD

Year	GP	GS	Min	Avg	TOTAL FG			3-POINT FG			FREE THROW			REBOUNDS				PF	FO	Ast	TO	Blk	Stl	Pts	Avg
					FG	FGA	Pct	FG	FGA	Pct	FT	FTA	Pct	Off	Def	Tot	Avg								
2013-14	33	16	516	15.6	42	116	.362	14	50	.280	30	44	.682	10	66	76	2.3	48	1	37	27	2	18	128	3.9
2014-15	20	0	194	9.7	14	33	.424	4	13	.308	6	12	.500	10	19	29	1.5	17	0	15	14	0	4	38	1.9
TOTAL	53	16	710	13.4	56	149	.376	18	63	.286	36	56	.643	20	85	105	2.0	65	1	52	41	2	22	166	3.1



42
DOMINIC ROMEO
6-7 • 240 • GRAD • F
TURLOCK, CALIFORNIA
PITMAN HIGH SCHOOL /
NOTRE DAME

In his first season as a walk-on with the Broncos after graduating from the University of Notre Dame in 2014 ... has seen action in 4 games off the bench ... played the final 1:53 vs. Rhode Island (11/28) in his first game action of the season ... made his 1st career FG on his only attempt in a game vs. Rider (11/30) ... played for the 1st time in 6 games with 2 min. vs. BYU (1/1) ... played at #6 Gonzaga (1/10) after missing the previous 2 games ... working on his Master's degree in Theology and works as a writing center tutor ... former president of Notre Dame's Political Science Honors Society ... founded Notre Dame's first-ever Chinese Language Club ... spent time volunteering in Honduras, Tanzania, Kenya, Uganda and the United State's Appalachian region ... aspires to work in a developing country as a medical doctor.

2014-15 (G): Saw his first action of the season playing the final 1:53 with 1 pt. (1-2 FT) vs. Rhode Island (11/28) ... scored his 1st pts. of the season (3) making his only FGA and 1-2 FT with 2 reb. in 5 min. vs. Rider (11/30) ... played 2 min. making 1-2 FT vs. BYU (1/1) ... made 1-2 FG (1 pt.) playing the final min. at #6 Gonzaga (1/10).

COLLEGE: Attended the University of Notre Dame and graduated in 2014 with a double major ... former walk-on defensive end for the Fighting Irish football team (2012 season).

HIGH SCHOOL: Attended Pitman High School in Turlock, Calif. ... high school team qualified for the CIF San Joaquin Section Playoffs ... named All-League MVP runner up ... named to All-District First Team ... selected as the MVP of the Book-store Basketball Tournament, the world's largest outdoor basketball tournament ... averaged 22 ppg and 12 rpg during his senior season ... single game career-high for points was 36 ... single game career-high for rebounds was 21.

PERSONAL: Graduated magna cum laude from the University of Notre Dame in 2014 with a double major in Chinese and Political Science ... proficient in Mandarin Chinese ... identified as one of Notre Dame's top writers and subsequently worked a writing center tutor ...enjoys spending time with his family and friends, speaking Chinese, going to church, reading and playing the guitar ... parents are

Michael and Diane Romeo ... has three siblings: Nicolas (23), Samantha (20) and Daniel (17); Nic attends Saint Mary's (Calif.) and Mantha attends Gonzaga.

Why Dominic chose Santa Clara:

"After spending time talking with the coaches and meeting the players on the team, my decision to come to Santa Clara was quite easy. As I interacted with everyone involved in the program, I was struck by how close the team unit was, and how much everyone seemed to genuinely care for one another. Being raised in a large family, I greatly appreciate the cohesion of a family unit, and it didn't take long at all for me to notice that was a real thing here on this basketball team. Once I came to this realization, my decision to come here was a no-brainer, and I haven't looked back for even a second since."

SEASON HIGHS

Points: 3, vs. Rider (Nov. 30, 2014)
Field Goals: 1, vs. Rider (Nov. 30, 2014)
Field Goal Att.: 1, vs. Rider (Nov. 30, 2014)
3-Pt Field Goals: 0
3-Pt Field Goal Att.: 0
Free Throws: 1, 4x, last: at #6 Gonzaga (Jan. 10, 2015)
Free Throw Att.: 2, 4x, last: at #6 Gonzaga (Jan. 10, 2015)
Rebounds: 2, vs. Rider (Nov. 30, 2014)
Assists: 0
Blocked Shots: 0
Steals: 0
Minutes: 5, vs. Rider (Nov. 30, 2014)

CAREER HIGHS

Points: 3, vs. Rider (Nov. 30, 2014)
Field Goals: 1, vs. Rider (Nov. 30, 2014)
Field Goal Att.: 1, vs. Rider (Nov. 30, 2014)
3-Pt Field Goals: 0
3-Pt Field Goal Att.: 0
Free Throws: 1, 3x, last: vs. BYU (Jan. 1, 2015)
Free Throw Att.: 2, 3x, last: vs. BYU (Jan. 1, 2015)
Rebounds: 2, vs. Rider (Nov. 30, 2014)
Assists: 0
Blocked Shots: 0
Steals: 0
Minutes: 5, vs. Rider (Nov. 30, 2014)

CAREER STATISTICS FOR DOMINIC ROMEO

Year	GP	GS	Min	Avg	TOTAL FG			3-POINT FG			FREE THROW			REBOUNDS				PF	FO	Ast	TO	Blk	Stl	Pts	Avg
					FG	FGA	Pct	FG	FGA	Pct	FT	FTA	Pct	Off	Def	Tot	Avg								
2014-15	4	0	10	2.5	1	1	1.000	0	0	.000	4	8	.500	1	1	2	0.5	1	0	0	0	0	0	6	1.5
TOTAL	4	0	10	2.5	1	1	1.000	0	0	.000	4	8	.500	1	1	2	0.5	1	0	0	0	0	0	6	1.5



1
EVAN WARDLOW
6-4 • 180 • FR • F
LAKE VIEW TERRACE,
CALIFORNIA
EL CAMINO REAL
HIGH SCHOOL

In his first season with the program ... has played in all 22 games with 1 start this season ... made his 1st career start playing 6 min. vs. Tennessee (11/27) ... has made 7-14 FG (.500) over his last 11 GP and shoots .520 (13-25) on the season but has missed his only FGA in each of the last 3 GP ... scoreless in his last 3 GP matching a season-long stretch ... has not attempted more than 1 FG in any of his 10 GP since a career-high 6 FGA at St. Mary's (12/27) ... became the last player on the team to attempt a FT when he went 2-2 vs. Cal Poly (12/23) in the team's 11th game ... broke a 3-game scoreless drought with 4 pts. on perfect shooting (1-1 FG, 2-2 FT) vs. St. Katherine (1/13) ... scored a career-high 8 pts. at St. Mary's (12/27) matching his total from the previous 7 games combined ... scored 5 pts. in 8 min. making his only 3FG in 1st game as a Bronco (vs. CS Fullerton 11/14).

2014-15 (FR): Averaging 1.5 ppg in 9.1 mpg ... made his 1st 3FG on his 1st attempt and totaled 5 pts. (2-3 FG) in 8 min. in SCU debut (vs. CS Fullerton 11/14) ... 1st career stl. without attempting a FG vs. SD Christian (11/15) ... collected 1 ast. at Utah St. (11/19) ... made his only FGA for 2 pts. in 9 min. at #20 Michigan St. (11/24) ... 1st career start without a shot attempt and 1st blk. in 6 min. vs. Tennessee (11/27) ... made his only FGA (2 pts.) with 2 reb. and a stl. vs. Rhode Island (11/28) ... played 10 min. with 2 pts. (1-2 FG) with 1 reb. and 1 ast. vs. Rider (11/30) ... 10 min. without a FGA and 2 reb. at SJSU (12/6) ... 2 pts. (1-2 FG) with season-high 2 ast. vs. Washington St. (12/13) ... 1 ast. and 0 pts. (0-1 FG) vs. Northeastern (12/20) ... made his first FT (2-2) of the season for 2 pts. with 1 reb. and 1 ast. vs. Cal Poly (12/23) ... career-high 8 pts. on 4-6 FG with 1 reb. and 1 ast. in season-best 14 min. at St. Mary's (12/27) ... 1 ast. with 0 FGA in at UOP (12/29) ... made his only FGA for 2 pts. with 1 ast. and 1 reb. in 14 min. vs. BYU (1/1) ... 0-1 FG and 1 ast. vs. San Diego (1/3) ... grabbed a season-high 3 reb. at Portland (1/8) ... missed his only FGA with 1 stl. in at #6 Gonzaga (1/10) ... 4 pts. on 1-1 FG (2-2 FT) ending a 3-game scoreless drought vs. St. Katherine (1/13) ... made his only FG (1-2 FT) scoring 3 pts. vs. USF (1/17) ... scoreless (0-1 FG) in 6 min. vs. LMU (1/22) ... 0-1 FG with 2 reb in 9 min. vs. Pepperdine (1/24) ... 3rd straight game without a pt. matching a season-long drought in 5 min. at San Diego (1/29).

HIGH SCHOOL: 2014 El Camino Real High School graduate (Woodland Hills, Calif.) ... four-year letterwinner under Joe Wyatt ... his senior year he averaged 19.0

SEASON HIGHS

Points: 8, at St. Mary's (Dec. 27, 2014)
Field Goals: 4, at St. Mary's (Dec. 27, 2014)
Field Goal Att.: 6, at St. Mary's (Dec. 27, 2014)
3-Pt Field Goals: 1, vs. CS Fullerton (Nov. 14, 2014)
3-Pt Field Goal Att.: 1, 3x, last: at St. Mary's (Dec. 27, 2014)
Free Throws: 2, 2x, last: vs. St. Katherine (Jan. 13, 2015)
Free Throw Att.: 2, 3x, last: vs. USF (Jan. 17, 2015)
Rebounds: 3, at Portland (Jan. 8, 2015)
Assists: 2, vs. Washington State (Dec. 13, 2014)
Blocked Shots: 1, vs. Tennessee (Nov. 27, 2014)
Steals: 1, 3x, last: at #6 Gonzaga (Jan. 10, 2015)
Minutes: 14, 2x, last: vs. BYU (Jan. 1, 2015)

ppg and 5.0 rpg ... team won the Los Angeles City Championship ... was first-team all-city and first-team D-I state ... his junior year he averaged 10 ppg, 7 rpg and 3 apg ... team was 28-4 his junior year and lost in City Division I championship and lost in first round of the Open Division State ... his sophomore year he averaged 8 ppg and 6 rpg ... member of the Aim High AAU Club under head coach Kenny Smith ... also played for Double Pump for head coach Christian Aurand ... in his high school, he was a member of the Hope for Jude, a hospital club; donated toys and letters to children with cancer and childhood diseases.

PERSONAL: Son of Theus and Alesia Wardlow ... major is Communications.

Why Evan chose Santa Clara:

"I chose Santa Clara because I liked the campus. It's also a really good academic school. They are on the rise as a basketball program. I was really comfortable with the coaching staff. Once I graduate from Santa Clara, I will be able to have a real career if basketball doesn't work out."

CAREER HIGHS

Points: 8, at St. Mary's (Dec. 27, 2014)
Field Goals: 4, at St. Mary's (Dec. 27, 2014)
Field Goal Att.: 6, at St. Mary's (Dec. 27, 2014)
3-Pt Field Goals: 1, vs. CS Fullerton (Nov. 14, 2014)
3-Pt Field Goal Att.: 1, 3x, last: at St. Mary's (Dec. 27, 2014)
Free Throws: 2, 2x, last: vs. St. Katherine (Jan. 13, 2015)
Free Throw Att.: 2, 3x, last: vs. USF (Jan. 17, 2015)
Rebounds: 3, at Portland (Jan. 8, 2015)
Assists: 2, vs. Washington State (Dec. 13, 2014)
Blocked Shots: 1, vs. Tennessee (Nov. 27, 2014)
Steals: 1, 3x, last: at #6 Gonzaga (Jan. 10, 2015)
Minutes: 14, 2x, last: vs. BYU (Jan. 1, 2015)

CAREER STATISTICS FOR EVAN WARDLOW

Year	GP	GS	Min	Avg	TOTAL FG			3-POINT FG			FREE THROW			REBOUNDS				PF	FO	Ast	TO	Blk	Stl	Pts	Avg
					FG	FGA	Pct	FG	FGA	Pct	FT	FTA	Pct	Off	Def	Tot	Avg								
2014-15	22	1	200	9.1	13	25	.520	1	3	.333	5	6	.833	1	14	15	0.7	12	0	13	13	1	3	32	1.5
TOTAL	22	1	200	9.1	13	25	.520	1	3	.333	5	6	.833	1	14	15	0.7	12	0	13	13	1	3	32	1.5

INDIVIDUAL MISCELLANEOUS STATS

44 - ATANGA, Yannick	Season	Career	Streak
30+ point games	0	0	0
20+ point games	0	0	0
10+ point games	0	1	0
10+ rebound games	0	11	0
10+ assist games	0	0	0
double-double games	0	0	0
games started	2	41	0

23 - BROWNRIDGE, Jared	Season	Career	Streak
30+ point games	0	3	0
20+ point games	4	18	0
10+ point games	18	44	7
10+ rebound games	0	0	0
10+ assist games	0	0	0
double-double games	0	0	0
games started	22	55	55

3 - CLARK, Brandon	Season	Career	Streak
30+ point games	1	3	0
20+ point games	9	22	1
10+ point games	17	64	5
10+ rebound games	0	0	0
10+ assist games	0	0	0
double-double games	0	0	0
games started	22	59	26

0 - EDWARDS, Stephen	Season	Career	Streak
30+ point games	0	0	0
20+ point games	0	0	0
10+ point games	0	0	0
10+ rebound games	0	0	0
10+ assist games	0	0	0
double-double games	0	0	0
games started	0	0	0

11 - HEALEY, Kai	Season	Career	Streak
30+ point games	0	0	0
20+ point games	0	0	0
10+ point games	2	2	0
10+ rebound games	0	0	0
10+ assist games	0	0	0
double-double games	0	0	0
games started	1	1	0

22 - HUBBARD, Matt	Season	Career	Streak
30+ point games	0	0	0
20+ point games	0	0	0
10+ point games	9	9	0
10+ rebound games	1	1	0
10+ assist games	0	0	0
double-double games	1	1	0
games started	20	20	19

20 - JOHNSON, Denzel	Season	Career	Streak
30+ point games	0	0	0
20+ point games	0	3	0
10+ point games	9	20	0
10+ rebound games	0	0	0
10+ assist games	0	0	0
double-double games	0	0	0
games started	22	33	22

43 - KRATCH, Nate	Season	Career	Streak
30+ point games	0	0	0
20+ point games	0	0	0
10+ point games	4	6	0
10+ rebound games	2	3	0
10+ assist games	0	0	0
double-double games	0	0	0
games started	10	15	10

50 - NDUMANYA, Emmanuel	Season	Career	Streak
30+ point games	0	0	0
20+ point games	0	0	0
10+ point games	0	0	0
10+ rebound games	0	0	0
10+ assist games	0	0	0
double-double games	0	0	0
games started	0	0	0

30 - PAPENFUS, Andrew	Season	Career	Streak
30+ point games	0	0	0
20+ point games	0	0	0
10+ point games	0	0	0
10+ rebound games	0	0	0
10+ assist games	0	0	0
double-double games	0	0	0
games started	0	0	0

4 - PUGH, Jarvis	Season	Career	Streak
30+ point games	0	0	0
20+ point games	0	0	0
10+ point games	0	0	0
10+ rebound games	0	0	0
10+ assist games	0	0	0
double-double games	0	0	0
games started	10	10	0

5 - RICHARD, Jalen	Season	Career	Streak
30+ point games	0	0	0
20+ point games	0	0	0
10+ point games	1	5	0
10+ rebound games	0	0	0
10+ assist games	0	0	0
double-double games	0	0	0
games started	0	16	0

42 - ROMEO, Dominic	Season	Career	Streak
30+ point games	0	0	0
20+ point games	0	0	0
10+ point games	0	0	0
10+ rebound games	0	0	0
10+ assist games	0	0	0
double-double games	0	0	0
games started	0	0	0

1 - WARDLOW, Evan	Season	Career	Streak
30+ point games	0	0	0
20+ point games	0	0	0
10+ point games	0	0	0
10+ rebound games	0	0	0
10+ assist games	0	0	0
double-double games	0	0	0
games started	1	1	0

INDIVIDUAL MILESTONE WATCH

Player	Needed	Milestone
Jared Brownridge	18 Points	900 career
	11 3FGM	8th place SCU career
	19 FGM	300 career
Brandon Clark	38 Points	14th place SCU career
	47 Points	13th place SCU career
	2 Steals	100 career
	4 Rebounds	300 career

Player	Needed	Milestone
Denzel Johnson	9 Assists	100 career
	2 3FGM	50 career
	10 FGM	200 career
Nate Kratch	3 Rebounds	200 career
	15 Points	250 career
Jalen Richard	34 Points	200 career

2014-15 Santa Clara Boxscores

GAME 1

Santa Clara 89
CSU Fullerton 72
Nov. 14, 2014
Santa Clara, CA
Leavey Ctr. (1,226)

CSU Fullerton	FG-A	3G-A	FT-A	RB	PF	PTS	AS	TO	BS	ST	MIN	
Morgan	f	1-3	3-10	3-4	4	1	16	2	1	0	0	36
McClellan	f	1-3	0-0	0-2	6	4	2	1	1	0	0	19
Blackwell	f	1-4	0-0	0-0	5	4	2	1	0	0	0	20
Gentry	g	1-4	0-2	3-3	2	4	5	2	3	0	0	17
Harris	g	3-9	3-6	3-6	3	3	12	4	5	1	1	35
Johnson	g	6-14	3-5	4-5	1	4	19	1	1	0	1	29
Boyd	g	4-4	0-0	4-6	7	4	12	0	3	0	0	21
Akoh	g	1-2	0-0	0-0	6	0	2	1	0	1	0	13
Esume	g	0-1	0-0	2-2	5	0	2	0	0	0	0	8
Singleton	g	0-0	0-0	0-0	0	1	0	0	0	0	0	2
TEAM												
Totals.....		22-58	9-23	19-28	39	25	72	12	14	2	2	199
TOTAL FG%		1st Half: 5-23 21.7%		2nd Half: 17-35 48.6%								Game: 37.9%
3-Pt. FG%		1st Half: 2-10 20.0%		2nd Half: 7-13 53.8%								Game: 39.1%
F Throw %		1st Half: 10-17 58.8%		2nd Half: 9-11 81.8%								Game: 67.9%
DEADBALL REBOUNDS: 3												

Santa Clara	FG-A	3G-A	FT-A	RB	PF	PTS	AS	TO	BS	ST	MIN	
PUGH	f	1-3	0-0	0-0	3	4	2	0	0	0	0	12
ATANGA	c	0-0	0-0	0-0	4	4	0	0	1	1	0	16
CLARK	g	7-17	2-4	15-16	7	1	31	3	2	0	2	36
JOHNSON	g	4-10	3-4	4-6	3	0	15	1	0	0	1	35
BROWNBRIDGE	g	3-4	3-3	0-0	0	4	9	2	2	0	0	18
RICHARD	g	1-3	0-1	2-2	1	3	4	4	1	0	0	17
WARDLOW	g	2-3	1-1	0-0	1	0	5	1	0	0	0	8
EDWARDS	g	2-2	0-0	1-2	2	0	5	0	1	0	0	11
HUBBARD	g	5-8	1-1	0-2	5	3	11	1	1	0	0	22
KRATCH	g	1-2	1-2	2-2	2	4	5	1	0	0	1	8
NDUMANYA	g	1-3	0-0	0-1	8	2	2	0	0	1	1	17
TEAM												
Totals.....		27-55	11-16	24-31	36	25	89	13	8	2	6	201
TOTAL FG%		1st Half: 15-31 48.4%		2nd Half: 12-24 50.0%								Game: 49.1%
3-Pt. FG%		1st Half: 7-11 63.6%		2nd Half: 4-5 80.0%								Game: 68.8%
F Throw %		1st Half: 3-7 42.9%		2nd Half: 21-24 87.5%								Game: 77.4%
DEADBALL REBOUNDS: 2												

Score by Periods	1st	2nd	Total
Cal State Fullerton	22	50	72
Santa Clara	40	49	89

Officials: Klaus Endrissat, Rob Rorke, Juan Corral **Technical fouls:** Cal State Fullerton-None. Santa Clara-None. **Attendance:** 1226

GAME 2

Santa Clara 70
San Diego Christian 58
Nov. 15, 2014
Santa Clara, CA
Leavey Ctr. (1,203)

San Diego Christian	FG-A	3G-A	FT-A	RB	PF	PTS	AS	TO	BS	ST	MIN	
LAMBERT	f	1-4	0-0	0-2	2	5	2	2	2	0	0	26
BEALE-WIRSING	f	8-17	1-1	3-5	14	3	20	1	0	2	0	36
NIELSEN	g	4-9	3-7	0-0	0	2	11	2	1	0	1	26
RODRIGUEZ	g	3-9	2-4	0-0	6	3	8	0	2	0	1	20
THOMPSON	g	5-11	2-3	0-0	3	2	12	4	2	0	0	38
ANGULO	g	0-0	0-0	0-1	1	0	0	0	0	0	0	1
EDEN	g	0-3	0-2	0-0	0	1	0	0	0	0	0	4
DAVIS	g	0-1	0-0	0-0	2	0	0	1	1	0	0	9
TRAVERS	g	1-2	0-0	0-0	3	2	2	2	2	0	0	20
MCBRIDE	g	1-4	1-4	0-0	1	0	3	1	0	0	0	15
NOYAKAWASHI	g	0-0	0-0	0-0	1	0	0	0	0	0	0	0
ARCENEAUX	g	0-0	0-0	0-0	2	0	0	0	0	0	0	5
TEAM												
Totals.....		23-60	9-21	3-8	36	18	58	13	10	2	2	200
TOTAL FG%		1st Half: 12-23 36.4%		2nd Half: 11-27 40.7%								Game: 38.3%
3-Pt. FG%		1st Half: 5-13 38.5%		2nd Half: 4-8 50.0%								Game: 42.9%
F Throw %		1st Half: 0-1 0.0%		2nd Half: 3-7 42.9%								Game: 37.5%
DEADBALL REBOUNDS: 1												

Santa Clara	FG-A	3G-A	FT-A	RB	PF	PTS	AS	TO	BS	ST	MIN		
PUGH	f	3-4	0-0	0-2	9	3	6	0	0	0	1	25	
HUBBARD	c	0-6	0-2	0-0	4	1	0	0	1	1	1	22	
CLARK	g	8-12	2-4	3-5	2	2	21	9	2	0	0	31	
JOHNSON	g	3-5	0-1	2-4	6	1	8	0	1	0	2	25	
BROWNBRIDGE	g	6-11	3-7	1-2	2	2	16	3	1	0	1	39	
RICHARD	g	2-4	1-2	0-0	1	0	5	0	1	0	0	16	
WARDLOW	g	0-0	0-0	0-0	0	1	0	0	0	0	0	1	9
EDWARDS	g	1-2	0-0	2-2	0	1	4	0	0	0	0	7	
KRATCH	g	2-2	0-0	0-0	2	3	4	0	2	2	0	13	
NDUMANYA	g	3-5	0-0	0-2	6	2	6	0	0	0	0	13	
TEAM													
Totals.....		28-51	6-16	8-17	32	16	70	12	8	3	6	200	
TOTAL FG%		1st Half: 12-24 50.0%		2nd Half: 16-27 59.3%								Game: 54.9%	
3-Pt. FG%		1st Half: 3-8 37.5%		2nd Half: 3-8 37.5%								Game: 37.5%	
F Throw %		1st Half: 2-2 100%		2nd Half: 6-15 40.0%								Game: 47.1%	
DEADBALL REBOUNDS: 4, 1													

Score by Periods	1st	2nd	Total
San Diego Christian	29	29	58
Santa Clara	29	41	70

Officials: Michael Reed, Courtney Holmes, Tim Marion **Technical fouls:** San Diego Christian-None. Santa Clara-None. **Attendance:** 1203

GAME 3

Utah State 60
Santa Clara 54
Nov. 19, 2014
Logan, UTAH
Smith Spectrum (9,334)

Santa Clara	FG-A	3G-A	FT-A	RB	PF	PTS	AS	TO	BS	ST	MIN	
ATANGA	f	2-4	0-0	1-2	7	5	5	0	1	1	0	20
CLARK	g	3-15	1-8	2-2	2	4	9	6	1	0	0	31
PUGH	g	3-3	0-0	0-0	5	4	6	1	1	0	0	22
JOHNSON	g	3-7	1-3	0-0	6	3	7	1	1	0	1	29
BROWNBRIDGE	g	3-14	2-7	3-7	4	1	11	2	3	0	0	36
EDWARDS	g	0-1	0-1	0-1	0	1	0	0	3	0	0	12
WARDLOW	g	0-0	0-0	0-0	0	0	0	1	0	0	0	7
RICHARD	g	1-1	0-0	0-0	3	1	2	0	0	0	0	6
HUBBARD	g	3-6	2-4	2-2	8	0	10	0	1	0	0	20
KRATCH	g	2-4	0-1	0-0	5	2	4	0	1	0	0	17
TEAM												
Totals.....		20-55	6-24	8-14	43	21	54	11	12	1	1	200
TOTAL FG%		1st Half: 12-28 42.9%		2nd Half: 8-27 29.6%								Game: 36.4%
3-Pt. FG%		1st Half: 5-15 33.3%		2nd Half: 1-9 11.1%								Game: 25.0%
F Throw %		1st Half: 2-4 50.0%		2nd Half: 6-10 60.0%								Game: 57.1%
DEADBALL REBOUNDS: 3												

Utah State	FG-A	3G-A	FT-A	RB	PF	PTS	AS	TO	BS	ST	MIN	
COLLETTE	f	3-10	0-1	3-4	4	2	9	3	2	2	0	32
MOORE	f	3-4	1-2	8-12	6	1	15	1	0	2	1	34
PERKINS	g	2-9	2-6	2-3	2	3	8	3	1	0	0	27
McGLASTON	g	3-7	2-3	2-2	4	2	10	2	2	0	1	31
SMITH	g	3-6	2-3	6-8	8	2	14	2	0	0	1	35
NOM'AEA	g	0-1	0-0	0-0	0	1	0	0	0	0	1	10
PEARRE	g	0-6	0-2	0-0	0	1	0	1	1	1	0	14
BOLTON	g	0-0	0-0	0-0	0	0	0	0	0	0	0	3
HARRIS	g	1-2	0-0	0-0	2	1	2	0	1	0	1	8
JONES	g	1-1	0-0	0-0	1	2	0	0	0	0	0	6
TEAM												
Totals.....		16-46	7-17	21-29	30	14	60	12	7	5	5	200
TOTAL FG%		1st Half: 8-24 33.3%		2nd Half: 8-22 36.4%								Game: 34.8%
3-Pt. FG%		1st Half: 4-10 40.0%		2nd Half: 3-7 42.9%								Game: 41.2%
F Throw %		1st Half: 6-8 75.0%		2nd Half: 15-21 71.4%								Game: 72.4%
DEADBALL REBOUNDS: 3												

Score by Periods	1st	2nd	Total
Santa Clara	31	23	54
Utah State	26	34	60

Officials: Chris Rastaller, Bob Staffen, Brad Ferrie **Technical fouls:** Santa Clara-None. Utah State-None. **Attendance:** 9334

GAME 4

No. 20 Michigan St. 79
Santa Clara 52
Nov. 24, 2014
E. Lansing, MI
Breslin Center (14,797)

Santa Clara	FG-A	3G-A	FT-A	RB	PF	PTS	AS	TO	BS	ST	MIN	
CLARK	2-13	1-5	4-4	4	3	9	4	2	0	0	0	28
PUGH	2-7	1-2	0-0	1	5	5	0	0	0	0	0	18
JOHNSON	4-12	1-2	0-0	6	0	9	0	1	0	3	33	
HUBBARD	1-5	0-3	0-0	4	1	2	0	2	0	0	0	26
BROWNBRIDGE	3-12	2-5	4-4	5	1	12	1	1	1	1	31	
EDWARDS	3-6	0-1	1-2	2	0	7	1	3	0	1	16	
WARDLOW	1-1	0-0	0-0	0	1	2	0	1	0	0	9	
RICHARD	1-2	0-1	0-0	1	0	2	0	1	0	1	10	
HEALEY	1-3	0-2	2-2	3	2	4	0	2	1	0	19	
KRATCH												

2014-15 Santa Clara Boxscores

GAME 7

ORLANDO CLASSIC
Rider 68
Santa Clara 60
Nov. 30, 2014
Orlando, FL
HP Fieldhouse (4658)

Santa Clara	FG-A	3G-A	FT-A	RB	PF	PTS	AS	TO	BS	ST	MIN
HUBBARD	4-6	1-2	1-2	2	3	10	1	3	1	0	26
CLARK	8-14	2-4	5-5	5	3	23	6	1	0	0	35
HEALEY	1-3	1-2	0-0	2	1	3	0	1	0	1	26
JOHNSON	0-5	0-3	0-0	6	1	0	2	1	0	2	33
BROWNBRIDGE	9-15	6-11	3-3	4	1	27	2	2	0	1	33
EDWARDS	0-1	0-0	0-0	0	0	0	0	0	0	0	6
WARDLOW	1-2	0-0	0-0	1	0	2	1	0	0	0	10
PUGH	0-0	0-0	0-0	2	1	0	0	0	0	0	15
RICHARD	0-0	0-0	0-0	0	0	0	0	1	0	0	3
ROMEO	1-1	0-0	1-2	2	1	3	0	0	0	0	5
KRATCH	0-1	0-0	0-0	2	2	0	1	1	0	0	8
TEAM				3			1				
Totals.....	24-48	10-22	10-12	29	13	68	13	11	1	4	200
TOTAL FG%	1st Half: 10-27 37.0%	2nd Half: 14-21 66.7%	Game: 50.0%								
3-Pt. FG%	1st Half: 4-13 30.8%	2nd Half: 6-9 66.7%	Game: 45.5%								
F Throw %	1st Half: 2-4 50.0%	2nd Half: 8-8 100%	Game: 83.3%								
DEADBALL REBOUNDS:	2										

Rider	FG-A	3G-A	FT-A	RB	PF	PTS	AS	TO	BS	ST	MIN
Thomas	5-8	0-0	0-0	3	0	10	1	1	0	0	17
Lopez	6-7	0-0	2-5	3	2	14	1	0	0	0	27
Sadler	0-10	0-5	0-0	2	1	0	3	0	0	0	30
Taylor	7-15	4-9	0-0	3	4	18	3	1	0	1	32
Okezeator	0-5	0-3	0-0	3	1	0	1	2	0	0	26
D'Orazio	2-5	1-3	0-0	6	2	5	1	1	0	2	25
Lundy	3-4	0-0	2-2	3	2	8	0	1	0	2	10
Valentine	2-4	1-2	0-0	4	1	5	1	1	0	1	22
Allford	0-2	0-2	0-0	1	1	0	0	0	0	0	5
Fortunat	0-0	0-0	0-0	0	0	0	0	1	0	0	4
Grant	0-0	0-0	0-0	1	0	0	0	1	0	0	2
TEAM				3							
Totals.....	25-60	6-24	4-7	32	14	60	11	9	0	6	200
TOTAL FG%	1st Half: 10-29 34.5%	2nd Half: 15-31 46.4%	Game: 41.7%								
3-Pt. FG%	1st Half: 0-11 0.0%	2nd Half: 6-13 46.2%	Game: 25.0%								
F Throw %	1st Half: 4-7 57.1%	2nd Half: 0-0 0.0%	Game: 57.1%								
DEADBALL REBOUNDS:	1										

Score by Periods	1st	2nd	Total
Santa Clara	26	42	68
Rider	24	36	60

Officials: Raymond Sloyons, Tim Cougherty, Brent Hampton **Technical fouls:** Santa Clara-None. Rider-None. **Attendance:** 4658

GAME 8

Santa Clara 61
San Jose State 50
Dec. 6, 2014
San Jose, CA
Events Center (2123)

Santa Clara	FG-A	3G-A	FT-A	RB	PF	PTS	AS	TO	BS	ST	MIN
PUGH	1-2	0-0	1-2	3	3	3	0	0	0	0	13
HUBBARD	3-9	1-3	0-0	4	1	7	0	0	0	0	24
CLARK	2-14	2-6	4-4	6	2	10	6	2	0	1	36
JOHNSON	2-7	0-0	1-2	2	2	5	1	0	0	3	30
BROWNBRIDGE	5-10	4-6	2-2	4	2	20	2	2	0	2	35
EDWARDS	0-1	0-1	2-3	0	0	2	0	1	0	0	3
WARDLOW	0-0	0-0	0-0	2	0	0	0	0	0	0	10
RICHARD	1-2	0-1	0-0	0	0	2	0	0	0	0	6
HEALEY	2-3	0-1	0-0	0	1	4	0	2	0	1	17
KRATCH	4-6	0-1	0-3	7	2	8	1	2	0	1	26
TEAM				1			2				
Totals.....	22-54	7-19	10-16	29	13	61	10	11	0	8	200
TOTAL FG%	1st Half: 12-26 46.2%	2nd Half: 10-28 35.7%	Game: 40.7%								
3-Pt. FG%	1st Half: 4-11 36.4%	2nd Half: 3-8 37.5%	Game: 36.8%								
F Throw %	1st Half: 4-8 50.0%	2nd Half: 6-8 75.0%	Game: 62.5%								
DEADBALL REBOUNDS:	3										

San Jose State	FG-A	3G-A	FT-A	RB	PF	PTS	AS	TO	BS	ST	MIN
WILLIAMS	1-3	1-3	0-0	3	1	3	0	2	0	1	23
THORNTON	1-6	0-3	1-2	2	3	3	3	4	1	0	26
BAHNER	0-1	0-0	2-4	4	1	2	0	2	2	0	28
MUHAMMAD	5-6	2-3	3-3	1	2	15	0	0	0	0	31
BAKER	5-11	1-4	1-2	5	1	12	6	4	2	0	38
MITCHELL	1-1	0-0	0-0	4	2	2	0	3	0	0	8
GANNOR II	0-6	0-2	0-1	2	2	0	1	4	0	1	17
ROGERS	5-8	2-3	1-2	8	5	13	2	1	1	1	25
SINGER	0-0	0-0	0-0	0	1	0	0	0	1	0	4
TEAM				2							
Totals.....	18-42	6-18	8-14	31	18	50	12	20	7	2	200
TOTAL FG%	1st Half: 11-19 57.9%	2nd Half: 7-23 30.4%	Game: 42.9%								
3-Pt. FG%	1st Half: 5-9 55.6%	2nd Half: 1-9 11.1%	Game: 33.3%								
F Throw %	1st Half: 5-8 62.5%	2nd Half: 3-6 50.0%	Game: 57.1%								
DEADBALL REBOUNDS:	3, 2										

Score by Periods	1st	2nd	Total
Santa Clara	32	29	61
San Jose State	32	18	50

Officials: Bob Staffen, Randy McCall, John Higgins **Technical fouls:** Santa Clara-None. San Jose State-None. **Attendance:** 2123

GAME 9

Santa Clara 76
Washington St. 67
Dec. 13, 2014
Santa Clara, CA
Leavey Center (1172)

Washington St.	FG-A	3G-A	FT-A	RB	PF	PTS	AS	TO	BS	ST	MIN
Longus	1-1	0-0	1-2	1	1	3	1	1	1	0	10
Hawkinson	6-12	0-0	4-5	16	3	16	2	0	0	0	33
Iroegbu	7-9	1-2	3-3	2	4	18	4	1	0	0	31
Redding	2-4	0-1	0-0	5	3	4	3	4	1	0	25
Lacy	2-12	1-8	4-4	1	4	9	2	2	0	0	35
Raley	1-2	0-0	0-0	3	0	2	0	1	0	0	7
Kernich-Drew	1-2	0-0	0-0	2	1	2	0	3	0	0	11
Dunbar	0-1	0-0	0-0	0	1	0	0	0	0	0	2
Cheatum	0-0	0-0	1-2	1	1	1	0	0	0	0	2
Johnson	2-7	0-3	0-0	4	3	4	1	0	0	0	23
Boese	3-5	2-4	0-0	4	0	8	1	1	0	0	21
TEAM				4							
Totals.....	25-55	4-18	13-16	39	21	67	14	13	2	0	200
TOTAL FG%	1st Half: 10-27 37.0%	2nd Half: 15-28 53.6%	Game: 45.5%								
3-Pt. FG%	1st Half: 2-7 28.6%	2nd Half: 2-11 18.2%	Game: 22.2%								
F Throw %	1st Half: 8-10 80.0%	2nd Half: 5-6 83.3%	Game: 81.3%								
DEADBALL REBOUNDS:	2										

Santa Clara	FG-A	3G-A	FT-A	RB	PF	PTS	AS	TO	BS	ST	MIN
PUGH, Jarvis	0-1	0-0	0-0	5	2	0	0	1	1	1	18
HUBBARD, Matt	3-9	1-4	0-1	6	3	7	1	0	0	0	31
CLARK, Brandon	6-11	0-3	7-9	4	4	19	1	2	0	0	19
JOHNSON, Denzel	5-10	1-4	1-2	1	2	12	1	1	0	0	36
BROWNBRIDGE, Jared	8-14	5-10	4-4	3	1	25	4	0	0	0	36
EDWARDS, Stephen	0-0	0-0	0-0	0	0	0	0	1	0	0	4
WARDLOW, Evan	1-2	0-0	0-0	2	2	2	2	1	0	0	10
RICHARD, Jalen	0-0	0-0	0-0	1	0	0	1	0	0	0	16
HEALEY, Kai	3-3	0-0	4-6	0	1	10	0	0	0	0	25
KRATCH, Nate	0-1	0-1	1-2	1	3	1	1	0	0	1	15
TEAM				1							
Totals.....	26-51	7-22	17-24	22	18	76	11	6	1	4	200
TOTAL FG%	1st Half: 14-28 50.0%	2nd Half: 12-23 52.2%	Game: 51.0%								
3-Pt. FG%	1st Half: 3-12 25.0%	2nd Half: 3-12 25.0%	Game: 31.8%								
F Throw %	1st Half: 7-11 63.6%	2nd Half: 10-13 76.9%	Game: 70.8%								
DEADBALL REBOUNDS:	2										

Score by Periods	1st	2nd	Total
WSU	30	37	67
Santa Clara	38	38	76

Officials: Horace Shields, Nate Harris, Tim Marion **Technical fouls:** WSU-None. Santa Clara-None. **Attendance:** 1172

GAME 10

48th Cable Car Classic
Northeastern 78
Santa Clara 72
Dec. 20, 2014
Santa Clara, CA
Leavey Center (1168)

Northeastern	FG-A	3G-A	FT-A	RB	PF	PTS	AS	TO	BS	ST	MIN
Ford	3-6	2-4	4-5	5	2	12	5	4	0	1	29
Stahl	2-3	0-0	0-0	3	5	4	0	4	1	0	14
Eatherton	9-11	0-1	2-7	10	3	20	2	1	4	0	36
Walker	5-11	5-10	1-2	3	0	16	2	0	0	0	35
Williams	3-6	1-2	4-5	3	0	11	5	2	1	2	36
Donnelly	4-7	3-5	2-2	3	1	13	0	0	0	0	19
Begley	0-0	0-0	0-0	1	1	0	0	2	0	1	13
Abakah	0-0	0-0	0-0	0	0	0	0	0	0	0	1
Spencer	1-2	0-0	0-0	1	4	2	2	1	1	0	17
TEAM				4							
Totals.....	27-46	11-22	13-21	29	16	78	16	14	7	4	200
TOTAL FG%	1st Half: 17-28 60.7%	2nd Half: 10-18 55.6%	Game: 58.7%								
3-Pt. FG%	1st Half: 7-11 63.6%	2nd Half: 4-11 36.4%	Game: 50.0%								
F Throw %	1st Half: 1-1 100%	2nd Half: 12-20 60.0%	Game: 61.9%								
DEADBALL REBOUNDS:	3										

||
||
||

2014-15 Santa Clara Boxscores

GAME 13

Santa Clara 57
Pacific 40
Dec. 29, 2014
Stockton, CA
Stagos Center (2007)

Santa Clara	FG-A	3G-A	FT-A	RB	PF	PTS	AS	TO	BS	ST	MIN
HUBBARD	5-6	3-3	2-2	3	3	15	0	2	0	0	24
KRATCH	2-5	0-1	1-2	11	4	5	1	0	4	1	32
CLARK	3-12	0-6	3-4	7	2	9	6	2	0	0	34
JOHNSON	4-6	2-3	0-0	0	3	10	1	3	0	1	33
BROWNBRIDGE	5-10	4-6	0-0	8	0	14	2	1	0	1	37
EDWARDS	0-1	0-1	0-0	0	0	0	0	1	0	0	3
WARDLOW	0-0	0-0	0-0	0	0	0	1	2	0	0	11
PUGH	0-1	0-0	0-0	2	1	0	0	1	0	0	13
RICHARD	0-0	0-0	0-0	1	0	0	0	0	0	0	2
HEALY	0-0	0-0	0-0	0	0	0	0	0	0	1	2
NDUMANYA	2-2	0-0	0-0	1	2	4	0	2	0	0	9
TEAM				1							
Totals.....	21-43	9-20	6-8	34	15	57	11	14	4	4	200

TOTAL FG% 1st Half: 12-23 52.2% 2nd Half: 9-20 45.0% Game: 48.8%
3-PL FG% 1st Half: 4-10 40.0% 2nd Half: 5-10 50.0% Game: 45.0%
F Throw % 1st Half: 0-0 0.0% 2nd Half: 6-8 75.0% Game: 75.0%
DEADBALL REBOUNDS: 1, 1

Pacific	FG-A	3G-A	FT-A	RB	PF	PTS	AS	TO	BS	ST	MIN
AGUIRRE	1-2	0-0	2-6	0	1	4	0	0	0	0	16
THOMPSON	1-4	0-0	2-3	4	2	4	0	2	1	0	23
WALLACE	1-3	0-0	0-0	3	1	2	1	3	0	0	19
KOBBE	3-6	3-5	2-2	1	5	11	0	0	0	0	28
BOWLES	2-10	1-3	1-2	2	2	6	2	1	0	1	30
ROBINSON	2-8	2-5	0-0	3	2	6	1	1	0	0	26
URSERY	0-2	0-0	0-0	2	2	0	0	0	0	1	8
LAMPKIN	1-3	0-0	0-0	3	0	2	0	0	1	0	17
TAYLOR	2-6	0-2	0-0	2	2	4	4	0	0	2	27
ELEFRAY	0-1	0-0	1-4	2	0	1	0	1	0	0	6
TEAM				2							
Totals.....	13-45	6-15	8-17	24	17	40	8	8	2	5	200

TOTAL FG% 1st Half: 6-21 28.6% 2nd Half: 7-24 29.2% Game: 28.9%
3-PL FG% 1st Half: 4-7 57.1% 2nd Half: 2-8 25.0% Game: 40.0%
F Throw % 1st Half: 2-6 33.3% 2nd Half: 6-11 54.5% Game: 47.1%
DEADBALL REBOUNDS: 4, 1

Score by Periods	1st	2nd	Total
Santa Clara	28	29	57
Pacific	18	22	40

Officials: Michael Reed, Frank Harvey, Klaus Endrissat **Technical fouls:** Santa Clara-None, Pacific-None. **Attendance:** 2007

GAME 16

Portland 78
Santa Clara 61
Jan. 8, 2015
Portland, OR
Chiles Center (1415)

Santa Clara	FG-A	3G-A	FT-A	RB	PF	PTS	AS	TO	BS	ST	MIN
HUBBARD	0-2	0-1	0-0	1	4	0	0	1	0	0	18
KRATCH	5-8	0-0	1-4	10	4	10	1	0	1	0	23
CLARK	3-11	1-6	2-2	0	3	9	2	2	0	2	23
JOHNSON	5-8	1-2	2-2	0	2	13	0	1	0	0	26
BROWNBRIDGE	2-6	2-5	4-4	1	1	10	2	2	1	1	37
WARDLOW	0-0	0-0	0-0	3	0	0	0	3	0	0	8
PUGH	3-5	0-0	0-0	4	2	6	2	0	0	1	17
RICHARD	4-6	2-2	3-6	1	3	13	4	1	0	0	27
HEALY	0-3	0-1	0-0	2	0	0	1	0	0	1	11
NDUMANYA	0-1	0-0	0-0	2	1	0	0	0	1	0	10
TEAM				2							
Totals.....	22-50	6-17	11-14	17	20	61	11	11	2	6	200

TOTAL FG% 1st Half: 9-26 34.6% 2nd Half: 13-24 54.2% Game: 44.0%
3-PL FG% 1st Half: 3-9 33.3% 2nd Half: 3-8 37.5% Game: 35.3%
F Throw % 1st Half: 4-4 100% 2nd Half: 7-10 70.0% Game: 78.6%
DEADBALL REBOUNDS: 3, 2

Portland	FG-A	3G-A	FT-A	RB	PF	PTS	AS	TO	BS	ST	MIN
GERUN	1-3	0-0	2-2	5	4	4	0	2	2	0	12
VAN DER MARS	3-6	0-0	2-3	12	2	8	2	2	1	2	33
WINTERING	8-13	1-1	9-9	1	26	4	3	2	0	2	35
SHARP	3-5	3-4	0-0	2	2	9	1	0	0	0	21
ZUBIZARRETA	0-4	0-4	0-0	1	2	0	2	1	0	1	22
BAILEY	1-4	0-1	2-2	1	1	4	1	4	0	1	11
TYSON	1-1	1-0	1-0	0	3	0	0	0	0	0	6
TODD	3-5	3-4	3-4	5	2	12	0	1	0	0	24
BARKER	0-0	0-0	0-0	0	0	0	0	0	0	0	2
HARTWICH	0-1	0-0	0-0	1	0	0	1	0	0	0	7
LIVINGSTON	0-0	0-0	0-0	0	0	0	1	0	0	0	1
TAYLOR	5-5	0-0	2-4	2	2	12	0	0	0	0	26
TEAM				1			1				
Totals.....	25-47	8-15	20-24	34	17	78	12	14	3	6	200

TOTAL FG% 1st Half: 10-23 43.5% 2nd Half: 15-24 62.5% Game: 53.2%
3-PL FG% 1st Half: 2-6 33.3% 2nd Half: 6-9 66.7% Game: 53.3%
F Throw % 1st Half: 8-10 80.0% 2nd Half: 12-14 85.7% Game: 83.3%
DEADBALL REBOUNDS: 1

Score by Periods	1st	2nd	Total
Santa Clara	25	36	61
Portland	30	48	78

Officials: Michael Greenstein, Deldre Carr, Richard Batsel **Technical fouls:** Santa Clara-None, Portland-None. **Attendance:** 1415

GAME 14

BYU 81
Santa Clara 46
Jan. 1, 2015
Santa Clara, CA
Leavey Center (2375)

BYU	FG-A	3G-A	FT-A	RB	PF	PTS	AS	TO	BS	ST	MIN
WORTHINGTON	2-3	0-0	0-0	3	3	4	0	0	0	0	17
FISCHER	4-9	2-5	4-4	3	1	14	3	3	0	0	26
HAWIS	5-9	0-2	4-5	3	0	14	3	1	0	1	24
COLLINSWORTH	3-9	0-0	2-2	15	1	8	6	2	0	3	29
WINDER	3-8	2-7	0-1	3	2	8	0	2	0	0	17
ELLIS	0-0	0-0	0-0	0	0	0	1	0	0	1	4
ANDRUS	1-2	0-0	0-0	0	0	2	0	0	0	0	3
SHARP	1-1	0-0	0-0	2	1	0	1	0	0	0	6
TOOLSON	3-5	2-4	0-0	1	2	8	2	0	0	1	16
HALFORD	2-3	2-3	2-2	0	0	8	1	1	0	0	12
BARTLEY IV	2-2	0-0	2-2	1	0	6	0	0	1	0	6
NIXON	0-1	0-1	4-4	4	0	4	1	0	0	0	18
NELSON	0-1	0-0	1-2	2	2	1	0	0	0	0	8
KALUFISI	0-0	0-0	4-6	6	5	4	0	1	2	1	14
TEAM				2							
Totals.....	25-53	8-22	23-28	45	17	81	18	10	3	7	200

TOTAL FG% 1st Half: 15-28 53.6% 2nd Half: 10-25 40.0% Game: 47.2%
3-PL FG% 1st Half: 2-8 25.0% 2nd Half: 6-14 42.9% Game: 36.4%
F Throw % 1st Half: 9-12 75.0% 2nd Half: 14-16 87.5% Game: 82.1%
DEADBALL REBOUNDS: 3

Santa Clara	FG-A	3G-A	FT-A	RB	PF	PTS	AS	TO	BS	ST	MIN
HUBBARD	4-11	0-3	1-4	3	2	9	0	2	0	0	23
KRATCH	0-1	0-0	1-3	4	4	1	1	1	0	1	25
CLARK	4-14	2-9	2-2	3	2	12	1	2	0	1	22
JOHNSON	3-12	1-4	0-0	2	1	7	3	0	0	2	30
BROWNBRIDGE	4-10	2-5	0-0	4	1	10	6	2	0	1	29
EDWARDS	0-3	0-0	0-0	1	0	0	1	0	0	0	12
WARDLOW	1-1	0-0	0-0	1	1	2	1	0	0	0	14
PUGH	0-0	0-0	0-0	1	1	0	0	0	0	0	6
RICHARD	0-1	0-0	1-2	4	2	1	0	1	0	1	15
HEALY	1-2	1-2	0-0	1	3	0	1	0	0	0	13
ROMEO	0-0	0-0	1-2	0	0	1	0	0	0	0	2
NDUMANYA	0-1	0-0	0-2	4	4	0	0	2	0	0	9
TEAM				1			1				
Totals.....	17-56	6-23	6-15	28	19	46	13	12	0	6	200

TOTAL FG% 1st Half: 8-28 28.6% 2nd Half: 9-28 32.1% Game: 30.4%
3-PL FG% 1st Half: 2-9 22.2% 2nd Half: 4-14 28.6% Game: 26.1%
F Throw % 1st Half: 4-9 44.4% 2nd Half: 2-6 33.3% Game: 40.0%
DEADBALL REBOUNDS: 5

Score by Periods	1st	2nd	Total
BYU	41	40	81
Santa Clara	22	24	46

Officials: Deidre Carr, Ken Ditty, Dary Gelinas **Technical fouls:** BYU-None, Santa Clara-None. **Attendance:** 2375

GAME 17

No. 6/7 Gonzaga 79
Santa Clara 57
Jan. 10, 2015
Spokane, WA
McCarthey Ctr. (6000)

Santa Clara	FG-A	3G-A	FT-A	RB	PF	PTS	AS	TO	BS	ST	MIN
HUBBARD	5-10	5-9	0-0	2	1	15	0	1	0	0	29
KRATCH	1-4	0-0	2-3	4	2	4	2	1	0	0	26
CLARK	2-9	0-2	0-0	7	4	4	3	1	0	0	28
JOHNSON	3-9	2-4	2-2	2	2	10	1	2	0	1	30
BROWNBRIDGE	5-11	1-2	3-3	3	0	14	3	2	0	0	35
EDWARDS	0-0	0-0	0-0	0	0	0	0	0	0	0	4
WARDLOW	0-1	0-0	0-0	0	2	0	0	0	1	0	7
PUGH	0-1	0-0	0-0	0	0	0	0	0	1	0	8
RICHARD	1-5	1-3	0-0	3	2	3	0	0	0	0	16
HEALY	0-0	0-0	0-0	0	0	0	1	0	0	0	3
ROMEO	0-0	0-0	1-2	0	0	1	0	0	0	0	1
NDUMANYA	2-4	0-0	2-4	1	3	6	1	0	0	2	13
TEAM				4			1				
Totals.....	19-54	9-20	10-14	26	16	57	11	10	0	4	200

TOTAL FG% 1st Half: 12-30 40.0% 2nd Half: 7-24 29.2% Game: 35.2%
3-PL FG% 1st Half: 5-12 41.7% 2nd Half: 4-8 50.0% Game: 45.0%
F Throw % 1st Half: 2-3 66.7% 2nd Half: 8-11 72.7% Game: 71.4%
DEADBALL REBOUNDS: 0

Gonzaga	FG-A	3G-A	FT-A	RB	PF	PTS	AS	TO	BS	ST	MIN
WILTIER	6-12	1-1	3-4	6	3	16	2	0	1	0	21
KARNOWSKI	8-10	0-0	2-2	9	2	18	2	1	2	0	30
PANGOS	3-6	2-4	5-5	1	0	13					

2014-15 Santa Clara Boxscores

GAME 19

Santa Clara 70
USF 64
Jan. 17, 2015
Santa Clara, CA
Leavey Ctr. (2074)

USF	FG-A	3G-A	FT-A	RB	PF	PTS	AS	TO	BS	ST	MIN
PINKINS	6-17	1-6	3-5	7	5	16	1	0	0	0	30
TOLLEFSEN	4-9	1-5	5-6	10	2	14	0	1	1	2	36
GLOVER	1-4	0-1	0-2	3	5	2	2	1	0	0	24
WATSON	5-9	0-2	3-4	1	2	13	4	2	0	1	31
DERKSEN	2-5	1-3	2-6	3	5	7	1	1	0	0	21
HILLIARD	0-1	0-0	0-0	0	0	0	0	1	0	0	4
CHRISTIANSEN	4-6	0-0	1-1	5	3	9	0	0	0	0	24
ADAMS	1-6	1-5	0-0	1	2	3	1	0	0	0	28
ROBERTSON	0-0	0-0	0-0	0	0	0	0	0	0	0	2
TEAM				1							
Totals	23-57	4-22	14-24	31	24	64	9	6	1	3	200
TOTAL FG%	1st Half: 9-19 47.4%		2nd Half: 14-38 36.8%			Game: 40.4%					
3-Pt. FG%	1st Half: 2-8 25.0%		2nd Half: 2-14 14.3%			Game: 18.2%					
F Throw %	1st Half: 8-14 57.1%		2nd Half: 6-10 60.0%			Game: 58.3%					
DEADBALL REBOUNDS:	6										

Santa Clara	FG-A	3G-A	FT-A	RB	PF	PTS	AS	TO	BS	ST	MIN
HUBBARD	1-5	0-3	0-0	4	1	2	3	2	0	0	30
KRATCH	3-3	0-0	1-2	4	3	7	0	0	0	0	26
CLARK	5-12	4-7	9-9	8	3	23	5	2	0	0	39
JOHNSON	3-7	3-5	2-3	4	2	11	5	5	1	1	39
BROWNDRIDGE	3-9	2-5	10-11	6	4	18	2	1	0	0	26
WARDLOW	1-1	0-0	1-2	0	0	3	0	0	0	0	10
PUGH	1-2	0-0	1-3	4	3	3	0	0	1	0	19
HEALY	1-1	1-1	0-0	0	3	3	0	1	0	0	6
NDUMANYA	0-0	0-0	0-0	1	2	0	0	1	0	0	5
TEAM				3							
Totals	18-40	10-21	24-30	32	21	70	15	13	2	2	198
TOTAL FG%	1st Half: 11-22 50.0%		2nd Half: 7-18 38.9%			Game: 45.0%					
3-Pt. FG%	1st Half: 6-12 50.0%		2nd Half: 4-9 44.4%			Game: 47.0%					
F Throw %	1st Half: 11-12 91.7%		2nd Half: 13-17 72.2%			Game: 80.0%					
DEADBALL REBOUNDS:	3										

Score by Periods	1st	2nd	Total
USF	28	36	64
Santa Clara	39	31	70

Officials: Coban Lopez, Nate Harris, Wilson Holland Technical fouls: USF-None. Santa Clara-None. Attendance: 2074

GAME 20

Santa Clara 65
LMU 62
Jan. 22, 2015
Santa Clara, CA
Leavey Ctr. (1318)

LMU	FG-A	3G-A	FT-A	RB	PF	PTS	AS	TO	BS	ST	MIN
OKONJI	5-8	0-0	3-5	9	1	13	1	2	1	3	35
MORNIAR	8-14	1-2	5-5	11	2	22	1	1	1	0	32
FLINT	2-4	2-2	0-0	2	2	6	8	1	0	3	32
EGBEYEMI	5-5	0-0	0-0	2	6	6	0	0	0	0	23
HUMPHRIES	1-2	0-1	1-2	2	3	3	1	1	0	0	33
PAYNE	5-8	1-1	1-4	0	1	12	3	0	0	0	26
KRAICOVIC	0-0	0-0	0-1	1	0	0	0	0	0	0	2
HAYES	0-4	0-2	0-0	0	0	0	0	0	0	0	8
HERMAN	0-1	0-1	0-0	1	1	0	0	1	0	0	10
WYATT	0-0	0-0	0-0	0	0	0	0	0	0	0	1
TEAM				1							
Totals	24-46	4-9	10-16	26	13	62	14	6	2	6	200
TOTAL FG%	1st Half: 13-25 52.0%		2nd Half: 11-21 52.4%			Game: 52.2%					
3-Pt. FG%	1st Half: 3-6 50.0%		2nd Half: 1-3 33.3%			Game: 44.4%					
F Throw %	1st Half: 4-5 80.0%		2nd Half: 6-11 54.5%			Game: 62.5%					
DEADBALL REBOUNDS:	4										

Santa Clara	FG-A	3G-A	FT-A	RB	PF	PTS	AS	TO	BS	ST	MIN
HUBBARD	1-5	1-3	0-0	2	2	3	1	2	1	0	25
KRATCH	3-4	0-0	0-1	11	4	6	0	1	1	0	31
CLARK	9-16	4-9	7-8	2	3	29	4	1	0	0	38
JOHNSON	1-5	1-3	2-2	1	1	5	4	2	0	0	37
BROWNDRIDGE	7-14	6-10	0-0	3	0	20	4	1	0	2	35
WARDLOW	0-1	0-0	0-0	0	0	0	0	0	0	0	6
PUGH	1-1	0-0	0-0	3	3	2	1	1	0	0	21
HEALY	0-0	0-0	0-0	0	0	0	0	0	0	0	4
NDUMANYA	0-0	0-0	0-0	0	0	0	0	0	0	0	3
TEAM				2							
Totals	22-46	12-25	9-11	24	13	65	14	8	2	2	200
TOTAL FG%	1st Half: 11-22 50.0%		2nd Half: 11-24 45.8%			Game: 47.8%					
3-Pt. FG%	1st Half: 9-14 64.3%		2nd Half: 3-11 27.3%			Game: 48.0%					
F Throw %	1st Half: 7-7 100%		2nd Half: 2-4 50.0%			Game: 81.8%					
DEADBALL REBOUNDS:	0										

Score by Periods	1st	2nd	Total
LMU	33	29	62
Santa Clara	38	27	65

Officials: Klaus Endrissat, Brett Nansel, Scott Harris Technical fouls: LMU-None. Santa Clara-None. Attendance: 1318

GAME 21

Santa Clara 60
Pepperdine 57
Jan. 24, 2015
Santa Clara, CA
Leavey Ctr. (1760)

Pepperdine	FG-A	3G-A	FT-A	RB	PF	PTS	AS	TO	BS	ST	MIN
JESPERSOON	0-0	0-0	0-0	0	2	0	0	1	0	0	15
RAINES	4-12	0-1	5-6	4	3	13	0	1	0	1	31
UDENYI	0-2	0-1	0-0	2	3	0	1	3	0	1	26
MAIOR	1-8	0-3	2-2	3	2	4	5	0	1	0	25
RUSSELL	0-1	0-0	1-2	1	1	1	1	0	0	0	12
DAVIS	8-13	0-2	5-6	9	0	21	2	3	2	1	32
LAPPAY	0-1	0-0	0-0	0	0	0	0	0	0	0	7
OLDEN	1-5	0-3	6-6	2	2	8	2	1	0	1	26
JOHN	0-0	0-0	0-0	2	1	0	0	2	0	0	5
MURRAY JR.	5-6	0-1	0-0	4	2	10	0	1	0	0	21
TEAM				1							
Totals	19-48	0-11	19-22	28	16	57	11	12	3	4	200
TOTAL FG%	1st Half: 8-24 33.3%		2nd Half: 11-24 45.8%			Game: 39.6%					
3-Pt. FG%	1st Half: 0-8 0.0%		2nd Half: 0-3 0.0%			Game: 0.0%					
F Throw %	1st Half: 8-11 72.7%		2nd Half: 11-11 100%			Game: 86.4%					
DEADBALL REBOUNDS:	2										

Santa Clara	FG-A	3G-A	FT-A	RB	PF	PTS	AS	TO	BS	ST	MIN
HUBBARD	3-6	0-2	2-2	6	3	8	0	1	1	0	24
KRATCH	4-4	0-0	2-2	5	3	10	0	1	2	2	24
CLARK	5-15	0-3	3-4	3	1	13	3	3	0	2	37
JOHNSON	2-10	0-2	4-4	5	3	8	3	2	0	1	36
BROWNDRIDGE	4-10	3-7	2-2	2	13	3	2	0	0	0	35
WARDLOW	0-1	0-0	0-0	2	1	0	0	1	0	0	9
PUGH	0-0	0-0	0-0	2	3	0	0	0	0	0	2
RICHARD	0-0	0-0	0-0	0	0	0	0	0	0	0	2
NDUMANYA	4-5	0-0	0-0	3	4	8	0	1	1	1	16
TEAM				2							
Totals	22-51	3-14	13-14	30	20	60	11	12	4	8	200
TOTAL FG%	1st Half: 14-26 53.8%		2nd Half: 8-25 32.0%			Game: 43.1%					
3-Pt. FG%	1st Half: 3-8 37.5%		2nd Half: 0-6 0.0%			Game: 21.4%					
F Throw %	1st Half: 4-4 100%		2nd Half: 9-10 90.0%			Game: 92.9%					
DEADBALL REBOUNDS:	1										

Score by Periods	1st	2nd	Total
Pepperdine	24	33	57
Santa Clara	35	25	60

Officials: Jeff Ketchu, Horace Shields, Matthew Rukasin Technical fouls: Pepperdine-None. Santa Clara-None. Attendance: 1760

GAME 22

San Diego 69
Santa Clara 64
Jan. 29, 2015
San Diego, CA
Jenny Craig Pavillion (2369)

Santa Clara	FG-A	3G-A	FT-A	RB	PF	PTS	AS	TO	BS	ST	MIN
HUBBARD	2-5	0-0	2-3	2	4	6	0	1	0	0	19
KRATCH	2-3	0-0	5-8	9	2	9	0	1	1	1	32
CLARK	6-21	3-11	7-10	4	2	22	4	3	0	0	39
JOHNSON	3-12	2-5	0-1	3	2	8	2	0	0	0	32
BROWNDRIDGE	4-9	1-5	4-5	6	2	13	0	3	0	1	37
WARDLOW	0-1	0-0	0-0	1	1	0	1	0	0	0	5
PUGH	0-1	0-0	2-3	3	5	2	1	0	0	0	21
RICHARD	0-1	0-0	0-0	1	1	0	0	0	0	0	8
NDUMANYA	2-2	0-0	0-0	2	2	4	1	0	2	3	7
TEAM				5</							

2014-15 Santa Clara Broncos
 Santa Clara Combined Team Statistics (as of Jan 29, 2015)
 All games

RECORD:	OVERALL	HOME	AWAY	NEUTRAL
ALL GAMES	11-11	8-3	2-6	1-2
CONFERENCE	5-5	4-1	1-4	0-0
NON-CONFERENCE	6-6	4-2	1-2	1-2

##	Player	gp-gs	min	avg	Total		3-Point		F-Throw		Rebounds				pf	dq	a	to blk	stl	pts	avg			
					fg-fga	fg%	3fg-fga	3fg%	ft-fa	ft%	off	def	tot	avg										
03	CLARK, Brandon	22-22	706	32.1	110-302	.36	36-121	.29	102-120	.85	10	76	86	3.9	61	0	86	46	0	12	358	16.3		
23	BROWNRIDGE, J	22-22	732	33.3	98-229	.42	60-137	.43	59-67	.88	11	60	71	3.2	33	0	58	31	3	22	315	14.3		
20	JOHNSON, Denze	22-22	707	32.1	63-171	.36	24-60	.40	31-41	.75	15	49	64	2.9	40	0	39	29	2	28	181	8.2		
22	HUBBARD, Matt	22-20	561	25.5	62-142	.43	23-66	.34	21-31	.67	30	71	101	4.6	40	0	13	32	7	6	168	7.6		
43	KRATCH, Nate	22-10	458	20.8	43-80	.53	1-9	.11	29-52	.55	51	54	105	4.8	70	2	9	24	15	11	116	5.3		
10	HEALY, Kai	15-1	188	12.5	17-32	.53	7-15	.46	6-8	.75	5	10	15	1.0	17	1	4	9	1	7	47	3.1		
50	NDUMANYA, Em	13-0	120	9.2	16-26	.61	0-0	.00	5-13	.38	12	23	35	2.7	23	0	2	7	5	7	37	2.8		
44	ATANGA, Yannick	2-2	36	18.0	2-4	.50	0-0	.00	1-2	.50	3	8	11	5.5	9	1	0	2	2	0	5	2.5		
04	PUGH, Jarvis	22-10	383	17.4	23-47	.48	1-2	.50	4-12	.33	32	35	67	3.0	59	2	17	14	5	11	51	2.3		
05	RICHARD, Jalen	20-0	194	9.7	14-33	.42	4-13	.30	6-12	.50	10	19	29	1.5	17	0	15	14	0	4	38	1.9		
42	ROMEO, Dominic	4-0	10	2.5	1-1	1.000	0-0	.00	4-8	.50	1	1	2	0.5	1	0	0	0	0	0	6	1.5		
1	WARDLOW, Evan	22-1	200	9.1	13-25	.52	1-3	.33	5-6	.83	1	14	15	0.7	12	0	13	13	1	3	32	1.5		
0	EDWARDS, Steph	16-0	105	6.6	8-22	.36	0-5	.00	7-12	.58	0	7	7	0.4	3	0	4	15	0	1	23	1.4		
Team											24	21	45											
Total.....		22	4400	470-1111		.42	157-431	.36	280-384	.72	205	448	653	29.7	385	6	260	245	41	112	137	62.6		
Opponents.....		22	4400	511-1113		.45	140-380	.36	283-411	.68	236	493	729	33.1	390	-	287	240	72	116	144	65.7		

TEAM STATISTICS	SCU	OPP	Date	Opponent	Score	Att.
SCORING	1377	1445	11/14/14	CAL STATE FULLERTON	w 89-72	1226
Points per game	62.6	65.7	11/15/14	SAN DIEGO CHRISTIAN	w 70-58	1203
Scoring margin	-3.1	-	11/19/14	at Utah State	L 54-60	9334
FIELD GOALS-ATT	470-1114	511-1133	11/24/14	at Michigan State	L 52-79	14797
Field goal pct	.422	.451	11/27/14	vs Tennessee	L 57-64	0
3 POINT FG-ATT	157-431	140-380	11/28/14	vs Rhode Island	L 44-66	4383
3-point FG pct	.364	.368	11/30/14	vs Rider	w 68-60	0
3-pt FG made per gam	7.1	6.4	12/6/14	at San Jose State	w 61-50	2123
FREE THROWS-ATT	280-384	283-411	12/13/14	WSU	w 76-67	1172
Free throw pct	.729	.689	12/20/14	NORTHEASTERN	L 72-78	1168
F-Throws made per ga	12.7	12.9	12/23/14	CAL POLY	L 58-69	1107
REBOUNDS	653	729	* 12/27/14	at Saint Mary's (CA)	L 60-73	3256
Rebounds per game	29.7	33.1	* 12/29/14	at Pacific	w 57-40	2007
Rebounding margin	-3.5	-	* 01/01/15	BYU	L 46-81	2375
ASSISTS	260	287	* 01/03/15	SAN DIEGO	w 59-56	1331
Assists per game	11.8	13.0	* 01/08/15	at Portland	L 61-78	1415
TURNOVERS	245	240	* 01/10/15	at GONZAGA BULLDOGS	L 57-79	6000
Turnovers per game	11.1	10.9	01/13/15	SAINT KATHERINE	w 77-63	1117
Turnover margin	-0.2	-	* 1/17/15	USF	w 70-64	2074
Assist/turnover ratio	1.1	1.2	* 01/22/15	LMU	w 65-62	1318
STEALS	112	116	* 1/24/15	PEPPERDINE	w 60-57	1760
Steals per game	5.1	5.3	* 01/29/15	at San Diego	L 64-69	2369
BLOCKS	41	72	* - Conference game			
Blocks per game	1.9	3.3				
ATTENDANCE	15851	45684				
Home games-Avg/Gam	11-1441	8-5163				
Neutral site-Avg/Game	-	3-1461				

Score by Periods	1st	2nd	Totals
Santa Clara	664	713	1377
Opponents	681	764	1445

2014-15 Santa Clara Broncos
 Santa Clara Combined Team Statistics (as of Jan 29, 2015)
 Conference games


RECORD:	OVERALL	HOME	AWAY	NEUTRAL
ALL GAMES	5-5	4-1	1-4	0-0
CONFERENCE	5-5	4-1	1-4	0-0
NON-CONFERENCE	0-0	0-0	0-0	0-0

##	Player	gp-gs	min	avg	Total		3-Point		F-Throw		Rebounds				pf	dq	a	to	blk	stl	pts	avg			
					fg-fga	fg%	3fg-fga	3fg%	ft-fa	ft%	off	def	tot	avg											
03	CLARK, Brandon	10-10	330	33.0	48-141	.34	18-66	.27	44-52	.84	7	34	41	4.1	28	0	36	22	0	8	158	15.8			
23	BROWNRIDGE, J	10-10	330	33.0	37-97	.38	22-53	.41	27-29	.93	4	32	36	3.6	14	0	30	16	2	7	123	12.3			
20	JOHNSON, Denze	10-10	325	32.5	31-81	.38	15-33	.45	12-14	.85	8	14	22	2.2	21	0	19	19	1	7	89	8.9			
22	HUBBARD, Matt	10-10	251	25.1	26-62	.41	12-32	.37	13-17	.76	13	28	41	4.1	22	0	5	16	2	1	77	7.7			
43	KRATCH, Nate	10-9	275	27.5	25-45	.55	0-2	.00	16-27	.59	30	31	61	6.1	32	0	4	9	11	8	66	6.6			
05	RICHARD, Jalen	8-0	92	11.5	8-18	.44	3-6	.50	4-10	.40	5	12	17	2.1	11	0	6	3	0	3	23	2.9			
50	NDUMANYA, Em	10-0	81	8.1	10-15	.66	0-0	.00	3-8	.37	7	9	16	1.6	18	0	2	6	4	6	23	2.3			
04	PUGH, Jarvis	10-1	158	15.8	8-16	.50	0-0	.00	3-8	.37	14	12	26	2.6	22	1	7	8	3	6	19	1.9			
01	WARDLOW, Evan	10-0	92	9.2	6-13	.46	0-1	.00	1-2	.50	0	8	8	0.8	6	0	5	8	0	1	13	1.3			
10	HEALY, Kai	6-0	39	6.5	2-6	.33	2-4	.50	0-0	.00	1	1	2	0.3	4	0	2	2	0	2	6	1.0			
42	ROMEO, Dominic	2-0	3	1.5	0-0	.00	0-0	.00	2-4	.50	0	0	0	0.0	0	0	0	0	0	0	2	1.0			
00	EDWARDS, Steph	4-0	24	6.0	0-5	.00	0-1	.00	0-0	.00	0	1	1	0.3	0	0	1	2	0	0	0	0.0			
Team											10	13	23												4
Total.....		10	2000	201-499		.40	72-198	.36	125-171	.73	99	195	294	29.4	178	1	117	115	23	49	599	59.9			
Opponents.....		10	2000	230-494		.46	51-141	.36	148-207	.71	92	226	318	31.8	176	-	123	92	28	60	659	65.9			


TEAM STATISTICS	SCU	OPP	Date	Opponent	Score	Att.
SCORING	599	659	* 12/27/14	at Saint Mary's (CA)	L 60-73	3256
Points per game	59.9	65.9	* 12/29/14	at Pacific	w 57-40	2007
Scoring margin	-6.0	-	* 01/01/15	BYU	L 46-81	2375
FIELD GOALS-ATT	201-499	230-494	* 01/03/15	SAN DIEGO	w 59-56	1331
Field goal pct	.403	.466	* 01/08/15	at Portland	L 61-78	1415
3 POINT FG-ATT	72-198	51-141	* 01/10/15	at GONZAGA BULLDOGS	L 57-79	6000
3-point FG pct	.364	.362	* 1/17/15	USF	w 70-64	2074
3-pt FG made per gam	7.2	5.1	* 01/22/15	LMU	w 65-62	1318
FREE THROWS-ATT	125-171	148-207	* 1/24/15	PEPPERDINE	w 60-57	1760
Free throw pct	.731	.715	* 01/29/15	at San Diego	L 64-69	2369
F-Throws made per ga	12.5	14.8	* - Conference game			
REBOUNDS	294	318				
Rebounds per game	29.4	31.8				
Rebounding margin	-2.4	-				
ASSISTS	117	123				
Assists per game	11.7	12.3				
TURNOVERS	115	92				
Turnovers per game	11.5	9.2				
Turnover margin	-2.3	-				
Assist/turnover ratio	1.0	1.3				
STEALS	49	60				
Steals per game	4.9	6.0				
BLOCKS	23	28				
Blocks per game	2.3	2.8				
ATTENDANCE	8858	15047				
Home games-Avg/Gam	5-1772	5-3009				
Neutral site-Avg/Game	-	0-0				

Score by Periods	1st	2nd	Totals
Santa Clara	299	300	599
Opponents	313	346	659

BRONCOS RADIO/TV/MEDIA ROSTER



STEPHEN EDWARDS
G 6-2 180 Fr.
Muskogee, Okla.
(Putnam City West)



EVAN WARDLOW
F 6-4 180 Fr.
Lake View Terrace, Calif.
(El Camino Real)



BRANDON CLARK
G 6-0 170 Sr.
East Chicago, Ind.
(Merrillville)




JARVIS PUGH
G 6-6 205 RS-Fr.
Murphy, Texas
(Plano East)



JALEN RICHARD
G 6-3 185 Soph.
San Tan Valley, Ariz.
(Poston Butte)



KAI HEALEY
G 6-5 210 Fr.
Wahroonga, Australia
(The Scots College)



DENZEL JOHNSON
G 6-4 190 Sr.
Fresno, Calif.
(Clovis West)




MATT HUBBARD
F 6-9 210 Fr.
Colville, Wash.
(Colville)



JARED BROWNRIDGE
G 6-2 190 Soph.
Aurora, Ill.
(Waubonsie Valley)



ANDREW PAPENFUS
F 6-5 215 Sr.
Snowmass, Colo.
(Aspen)




DOMINIC ROMEO
F 6-7 240 Gr.
Turlock, Calif.
(Pitman)



NATE KRATCH
F 6-6 230 Soph.
Watertown, Minn.
(Watertown-Mayer)



YANNICK ATANGA
F 6-8 225 Sr.
Yaounde, Cameroon
(Besant Hill School)



**EMMANUEL
NDUMANYA**
C 6-9 270 RS-Fr.
Anambra, Nigeria
(Junipero Serra)



KERRY KEATING
Head Coach
(Seton Hall '93)



SAM SCHOLL
Assistant Coach
(San Diego '01)



JESSE PRUITT
Assistant Coach
(UC Davis '05)



STEVE SNELL
Assistant Coach
(Radford '90)



BRANDON ROSENTHAL
Director of Basketball
Operations
(St. John Fisher College '10)



KYLE BAILEY
Video Coordinator
(Santa Clara '05)