

Y FOOTBALL

Brett Pyne, BYU Athletic Communications | O: (801) 422-4912 | C: (801) 367-1631 | brett_pyne@byu.edu | twitter: @byucougars, facebook.com/byufootball

BYU 2014 SCHEDULE

Date	Day	Opponent	Time/Result	TV
8/29	Fri	@ UConn	W, 35-10	ESPN
9/6	Sat	@ No. 24 Texas	W, 41-7	Fox S 1
9/11	Thu	Houston	W, 33-25	ESPN
9/20	Sat	Virginia	W, 41-33	ESPN
10/3	Fri	Utah State	8:15 p.m.	ESPN
10/9	Thu	@ Central Florida	7:30 p.m.	ESPN
10/18	Sat	Nevada	TBA	TBA
10/24	Fri	@ Boise State	7 p.m.	ESPN
11/1	Sat	@ Middle Tennessee	2:30	CBSS
11/15	Sat	UNLV	TBA	TBA
11/22	Sat	Savannah State	1 p.m.	BYUtv
11/29	Sat	@ California	TBA	TBA

All times local to site

WHAT THEY'RE SAYING...

"You know there is one thing about the Heisman Memorial mission statement--the Heisman Memorial Trophy--about the continuation and integrity of the award. Winning the trophy 'to symbolize the fostering of a sense of community, responsibility and service to our youth.' Those sentences, Taysom Hill, number four, BYU cougar--that to me, makes you an absolute lock. I don't know anybody that's been handling themselves like a gentleman for the amount of time that you have." - Jay Mohr, Fox Sports Radio

"I told him after the game that he was going to win the Heisman. He is the best athlete I have ever played in college or high school." - Matt Valles, UVa LB

"This guy is as talented as Marcus Mariota. He's as talented as Bryce Petty, Jameis Winston. This guy has the talent to compete with all these other quarterbacks" - Joey Harrington, Fox Sports

"He's a freak show. He's a much faster runner, I think, than Tim Tebow was. He's a more sudden athlete... He's dangerous... I think Taysom's the kind of guy though, that can take it to the house from a distance. He's pretty advanced, he's really good and he's a guy I do think needs to get Heisman consideration." - Jesse Palmer, ESPN

TEAM COMPARISON (as of 9/28)

BYU	CATEGORY	USU
37.5	Scoring Offense	24.2
18.8	Scoring Defense	25.8
25.75	First Downs	18.5
230.2	Rushing Off.	154.0
88.5	Rushing Def.	78.2
219.0	Passing Off.	214.8
275.5	Passing Def.	256.5
449.2	Total Offense	368.8
364.0	Total Defense	334.8
30.7	Kickoff Return	20.4
8.9	Punt Return	7.7
105.5	Penalties (YPG)	91.8
46.3	Net Punting	37.7
28:49	Time of Poss.	31:02
46%	3rd Down %	29%
60%	4th Down %	20%
8-39	Sacks-Yards	13-80
13-65	Sacks Allowed	7-38
93%	Blue Zone %	67%
64%	Opp. Blue Zone %	92%

AWAY



**UTAH STATE (2-2, 0-0 MW)
AGGIES**

Head Coach Matt Wells
Alma Mater Utah State, 1996
Career Record 11-7 (.611)
Record at UVa Same
Record vs. BYU 0-1


GAME INFORMATION

Kickoff 8:21 p.m. MDT
TV ESPN
Dave Flemming (play-by-play), Mike Bellotti (analyst), Allison Williams (sideline)
Radio Cougar IMG Sports Network (KSL 1160 AM, 102.7 FM, KSL.com, BYUcougars.com, BYU Radio Sirius XM 143)
Greg Wrubell (play-by-play), Marc Lyons (analyst), Nate Meikle (sideline)
Opp. Radio KWNV 610 AM/102.1 FM
Live Stats BYUcougars.com
TV pregame show BYUtv, 7 p.m. MDT

SERIES INFORMATION

BYU leads 46-34-3
Last Meeting BYU won 31-14, 10/4/13
H/A/N 31-16-1, 15-18-2, 0-0

HOME



**No. 18/19 BYU (4-0)
COUGARS**

Head Coach Bronco Mendenhall
Alma Mater Oregon St., 1988
Career Record 86-34 (.717)
Record at BYU Same
Record vs. USU 6-1

BYU STORYLINES

- **Last meeting.** BYU last played Utah State in Logan, Utah, Oct. 4, 2013. BYU pulled off the win 31-14, extending the Cougars' current win streak against the Aggies to three.
- **BYU vs. MW.** BYU is 275-161-13 against the Mountain West. In the last game against a MW foe, BYU defeated Nevada 28-23 Nov. 30, 2013 on the road.
- **Run, Taysom, run.** Junior quarterback Taysom Hill averages 107 rushing yards per game, the third-most of all FBS quarterbacks and No. 27 across all positions. His 326.0 yards of total offense per game is good for No. 18.
- **Strength of schedule.** BYU is ranked No. 33 in the nation for strength of schedule. Utah State is No. 89.
- **10 seasons.** Bronco Mendenhall began his 10th season as head coach of the Cougars with the season opener at UConn. Mendenhall has an 86-34 record, and BYU ranks 12th in total wins nationally during his tenure.
- **Beating the best.** Since 2003, BYU has 17 wins against Power 5 schools, which ranks second among non-Power 5 schools behind fellow independent Navy.
- **Royal treatment.** The team will wear its royal blue alternate jerseys for the Utah State game. Fans are encouraged to wear royal blue.
- **4 for 4.** For the fourth week in a row, Hill earned FBS Independent Offensive Player of the Week honors after the Virginia game. Against Virginia, Hill threw two touchdowns, had one rushing touchdown and recorded a 153.51 pass efficiency rating.

BYU PROJECTED DEPTH CHART

OFFENSE					DEFENSE						
QB	4	Taysom Hill	6-2	232	Jr.	LE	92	Graham Rowley	6-4	280	Jr.
	7	Christian Stewart	6-2	208	Sr.		62	Logan Taele	6-2	280	Jr.
RB	21	Jamaal Williams	6-0	206	Jr.	NT	91	Travis Tuiloma	6-2	285	So.
	28	Adam Hine	6-1	208	Jr.	or	99	Marques Johnson	6-2	308	Sr.
FB	33	Paul Lasike	5-11	232	Sr.	RE	44	Remington Peck	6-4	271	Jr.
	24	Algernon Brown	6-1	229	So.		48	Tomasí Lauilile	6-3	285	So.
HB	87	Mitchell Juergens	5-10	182	So.	SLB	5	Alani Fua	6-5	234	Sr.
	86	Trey Dye	5-9	175	Fr.		34	Fred Warner	6-3	220	Fr.
WR	10	Mitch Mathews	6-6	215	Jr.	MLB	47	Zac Stout	6-1	235	Sr.
	13	Kurt Henderson	6-1	185	Jr.		25	Teu Kautai	6-1	231	Jr.
WR	9	Jordan Leslie	6-3	215	Sr.		59	Harvey Langi	6-2	240	So.
	19	Devon Blackmon	6-1	185	Jr.	BLB	22	Manoa Pikula	6-1	235	Jr.
						or	43	Jheremya Leuta-Douyere	6-1	236	Jr.
IR	11	Terenn Houk	6-5	223	Jr.	WLB	90	Bronson Kaufusi	6-7	265	Jr.
	3	Colby Pearson	6-0	191	So.	or	42	Michael Alisa	6-1	228	Sr.
TE	84	Devin Mahina	6-6	251	Sr.		31	Sae Tautou	6-3	235	So.
	85	Bryan Sampson	6-4	221	So.	FC	6	Jordan Johnson	5-10	189	Sr.
LT	71	Ului Lapuaho	6-7	333	Fr.		15	Michael Davis	6-2	181	So.
	72	Ryker Mathews	6-6	320	Jr.	BC	4	Robertson Daniel	6-1	205	Sr.
LG	67	Kyle Johnson	6-4	303	So.		11	Jordan Preator	6-0	183	Fr.
	70	Terrance Alletto	6-3	305	Jr.	KAT	2	Dallin Leavitt	5-11	200	So.
C	56	Tejan Koroma	6-0	280	Fr.		1	Harvey Jackson	6-3	215	Sr.
	50	Edward Fusi	6-0	322	Sr.	or	12	Kai Nacua	6-1	207	So.
RG	74	Brock Stringham	6-6	310	Sr.	FS	20	Craig Bills	6-1	205	Sr.
	78	Tuni Kanuch	6-3	325	Fr.		7	Skye PoVey	6-0	200	Sr.
RT	57	De'Ondre Wesley	6-7	330	Sr.						
	55	Brayden Kearsley	6-4	295	So.						
SPECIAL TEAMS					SPECIAL TEAMS						
K	27	Trevor Samson	5-11	183	Sr.	DS	96	Kevin O'Mary	6-4	240	Sr.
KO	29	Andrew Mikkelsen	6-0	200	Fr.	H	23	Scott Arellano	6-1	190	Sr.
P	23	Scott Arellano	6-1	190	Sr.	PR	87	Mitchell Juergens	5-10	182	So.
						or	19	Devon Blackmon	6-1	185	Jr.
						KR	28	Adam Hine	6-1	208	Jr.
						and	33	Paul Lasike	5-11	232	Sr.

FOOTBALL CONTACTS

Football SID Brett Pyne
 Office801-422-4912
 Cell801-367-1631
 Email brett_pyne@byu.edu
 Assistant SID Rachel Hawks
 Cell801-380-9668
 Email footballpr@byu.edu
 Assistant SID Aaron Sorenson
 Cell801-903-3500
 Email cougarpr@byu.edu
 Assistant SID Office801-422-8999
 Associate AD/Communications Duff Tittle
 Office (801) 422-4910
 Email duff_tittle@byu.edu
 Media Relations Main Office801-422-8948
 Media Relations Fax801-422-0633
 LaVell Edwards Stadium Press Box801-422-2609
 Website www.byucougars.com
 Twitter @BYUcougars, @BYUgamenotes
 Facebook facebook.com/byufootball
 Address 30 Smith Fieldhouse, Provo, UT 84602

2014 QUICK FACTS

Location Provo, Utah 84602
 Elevation 4,553 feet
 Enrollment 32,980
 Founded October 15, 1875
 Owned LDS Church
 Nickname Cougars
 Mascot Cosmo the Cougar
 Colors Dark Blue and White
 Stadium LaVell Edwards Stadium
 Surface Natural Grass
 BYU President Kevin J Worthen (BYU, 1982)
 Athletics Director Tom Holmoe (BYU, 1983)
 Head Coach Bronco Mendenhall (Oreg. St., '88)
 Seasons 10th yr.
 Career Record 86-34 (.717)
 Record at BYU Same
 Defensive Set 3-4
 Offensive Set Multiple Formation
 2014 Record 4-0
 2014 National Ranking No. 20/21
 2013 Record 8-5
 Offensive Starters Returning/Lost 8/3
 Other Offensive Returners with Starting Exp. 12
 Defensive Starters Returning/Lost 6/5
 Other Defensive Returners with Starting Exp. 4
 Letterwinners Returning/Lost 44/21
 Offensive Letterwinners Returning/Lost 25/10
 Defensive Letterwinners Returning/Lost 19/11
 Specialists Letterwinners Returning/Lost 4/2
 National Championships 1 (1984)
 Bowl Appearances 32
 Bowl Record 13-18-1
 Bowl Record under Mendenhall 6-3
 Last Bowl Appearance 2013 Fight Hunger Bowl
 L, 31-16 vs. Washington
 Last Bowl Victory 2012 Poinsettia Bowl
 Bowl Appearance Streak 9 (6-3 record)
 Bowl Win Streak 0
 First Year of Football 1922
 All-time Record542-393-26 (.578)
 All-time Home Record296-132-6 (.689)
 All-time Road Record221-240-19 (.480)
 All-time Neutral Record26-21-1 (.542)
 All-time Independent Record 28-13 (.683)
 Stadium Record 223-67 (.769)

MEDIA AVAILABILITY AND POLICY

WEEKLY GAME NOTES

Thank you for your coverage of BYU football for the 2014 season. These game notes have been designed to provide local, regional and national media with useful information about the BYU football program, specific to this week's game. Additional information on BYU's history and tradition, along with much more in-depth team information can be found in your copy of the 2014 BYU Football Almanac. You can also find more information at BYUcougars.com. Should you need additional information such as photographs, video or additional almanacs, please contact the BYU Athletic Communications office at (801) 422-8948.

BYUtv PREGAME AND POSTGAME SHOWS

Watch the football pregame and postgame shows before every kickoff and after the game on BYUtv and BYUtvsports.com. Also tune into BYUtv and BYUtvsports.com for complete replays of every home game.

BYUCOUGARS.COM

Please visit byucougars.com for press releases, updated player and coach bios, statistics, game notes, press conference transcripts and schedules. With one of the best video players of any collegiate athletics website in the country, numerous videos of highlights, interviews and features are posted daily. The 2014 BYU Football Almanac is also available online in PDF at www.byucougars.com/almanac/m-football/2014.

PRACTICES AND MEDIA AVAILABILITY

Members of the media will be invited to conduct interviews at the conclusion of select practices. Please give at least 24 hours notice with special requests. (PLEASE NOTE THE CALENDAR BELOW FOR MEDIA AVAILABILITY FOR THE WEEK.)

ATHLETIC STAFF INTERVIEWS

Interview requests for director of athletics Tom Holmoe or any other member of the athletic administration should be directed to associate director of athletics Duff Tittle. Duff can be contacted at duff_tittle@byu.edu or at (801) 422-4910.

IN-GAME NOTES

To follow the most up-to-date notes and milestones during games, follow [@BYUgamenotes](https://twitter.com/BYUgamenotes) on Twitter.

SOCIAL MEDIA

Bronco Mendenhall: [@Bronco_BYU](https://twitter.com/Bronco_BYU)
 BYU Athletics: [@BYUcougars](https://twitter.com/BYUcougars)
 Instagram: [BYUcougars](https://www.instagram.com/byucougars)
 Facebook: [BYU Football](https://www.facebook.com/byufootball)

POSTGAME MEDIA AVAILABILITY

After home games, postgame press conference will be conducted in the LaVell Edwards Stadium press room, located on the southeast end of the stadium next to the BYU locker room. At the discretion of the visiting team, opponent interviews will be conducted in the Blue Zone, near the opponent's locker room located on northwest end of the stadium. Coach Mendenhall and select players will be available following the NCAA mandatory cooling off period. Members of the media are invited to move from the press box down to the field and to the press room four minutes prior to the ending of the game. A direct video feed will also be sent to the press box from the BYU postgame press conference. A basic transcript of Mendenhall's comments from the postgame press conference will be provided. For road games, BYU will conduct interviews outside the locker room or in a location designated by the host school.

POLICY REMINDERS

Other than during the recognized interview time after practice sessions, press conferences and other organized media availability, interviews and information inquiries must be initiated and arranged through the Athletic Communications office prior to being conducted. Media members should not contact directly BYU players, coaches, support staff or other athletic department personnel for any reason. Some players may not be available at every practice depending on circumstances such as classes, exams or other obligations.

We support and maintain the philosophy that reports submitted via blog, Twitter or any other form of social media or mass communication should maintain the same standards of professional conduct, judgment and ethics as would any reports broadcast or published by your organization under the scrutiny of standard professional editorial guidelines and principles. We request your cooperation in our efforts to maintain a professional environment.

BYU MEDIA AVAILABILITY (subject to change)

MON 9/29	TUE 9/30	WED 10/1	THU 10/2	FRI 10/3	SAT 10/4
10:10 a.m. Pre-practice media availability - Bronco Mendenhall and players available. Meet in football lobby (2nd floor Student Athlete Building).	10:10 a.m. Post-practice media availability - Assistant coaches and players available. Meet in football lobby (2nd floor Student Athlete Building).	Cougar IMG Sports Network coach's show 7 p.m.	No media availability.	8:21 p.m. MDT Kickoff Utah State at BYU Postgame media availability with Bronco Mendenhall and select players	No media availability.



NO. 21/23 BYU VS. VIRGINIA

Juniors Adam Hine and Taysom Hill electrified the crowd as No. 21/23 BYU overcame an early deficit to notch a win over Virginia, 41-33 at LaVell Edwards Stadium Saturday afternoon.

Hine's 132 kickoff return yards, including a 99-yard return for a score in the fourth quarter, proved to be a necessary buffer to preserve the victory.

With 10:45 left in the third quarter, the Cougar offense manufactured a 49-yard drive to take the lead for the first time in the game. On second down and 11 yards to go, Hill rushed to the right side, stiff-arming his way around and dragging a Virginia defender into the end zone for the 20-16 lead.

The Cougar defense forced a Virginia turnover on downs to take over possession at 5:53 left in the game. The offense was forced to punt, and Arellano pinned the Cavaliers at the 2-yard line and inside the 20-yard line for the fourth time in the game.

After Virginia scored to cut the lead to 41-33, BYU secured the win when Fua successfully held onto the onside kick.

BYU PLAYER HIGHLIGHTS

- **Junior quarterback Taysom Hill scored three** touchdowns (two pass, one rush) while throwing for 187 yards and rushing for 72 yards with a passer efficiency rating of 153.5, his second best of the season.
- **Senior wide receiver Jordan Leslie caught his** first touchdown as a Cougar. He finished the game with a team-high four receptions and 41 yards.
- **Junior receiver Devon Blackmon caught two** passes, including a 56-yard catch from Taysom Hill, the longest pass play for BYU this season. He also added a 25-yard punt return.
- **Sophomore receiver Mitchell Juergens scored** his first touchdown at BYU on a 50-yard reception in the fourth quarter.
- **Junior running back/kickoff returner Adam Hine** scored a 99-yard touchdown on a kickoff return in the fourth quarter, his first score as a return man.
- **Senior defensive back Robertson Daniel** recorded his first interception of the season. He added two pass breakups and four tackles.
- **Senior safety Craig Bills notched a season- and** team-high 10 tackles, while adding one pass breakup and 0.5 tackles for loss.
- **Senior punter Scott Arellano tied his career** high with four punts inside the 20-yard line. He notched five total punts for 275 yards with a long of 65, averaging 55 yards per punt, also a career high. It's the first time in his career that Arellano has had three 60+ yard punts.



UTAH STATE VS. ARKANSAS STATE

Utah State had a 38-yard field goal blocked at the end of regulation and failed to score in overtime as it lost on the road to Arkansas State, 21-14, here Saturday night. Both teams are now 2-2 on the season.

Utah State had a chance to win the game in regulation as the Aggies' defense forced its fourth turnover of the game late in the fourth quarter as junior LB LT Filiaga recovered his second fumble of the night at the Arkansas State 38-yard line with 0:47 second remaining in the game. USU then drove the ball down to the ASU 21-yard line and called timeout with 0:03 seconds to play, but had its 38-yard field goal blocked to send the game into overtime.

During the extra period, Arkansas State had the ball first and scored on its second play from scrimmage on a 24-yard pass from Fredi Knighten to Dijon Paschal for the Red Wolves first lead of the game. USU then got the ball and had a fourth-and-seven at the ASU 22-yard line and was unable to pick up the first down.

Utah State finished the game with 413 yards of total offense (268-passing, 145-rushing).

UTAH ST. PLAYER HIGHLIGHTS

- **Sophomore LB Nick Vigil forced his second** fumble of the season and his career.
- **Senior LB Zach Vigil recorded his first two** sacks of the season and now has 9.5 sacks in his career. Vigil also had a career-high 14 tackles for his 13th career double-digit tackling outing. Vigil also tied his career-high with 3.0 TFLs and tied his career-high with 2.0 sacks. Vigil now has 270 career tackles to move ahead of Shawn Miller (259) to rank 19th all-time in school history.
- **Junior LB LT Filiaga recovered his first two** career fumbles and tied his career-high with 10 tackles. Filiaga also had his second career TFL.
- **Sophomore S Devin Centers recorded his third** sack of the season and his career. Centers also recovered his second fumble of the season and of his career, both in his last two games. Centers also had a career-high 11 tackles for his second-career double-digit tackle outing. Centers also had a career-high 2.5 TFLs.
- **Junior DT John Taylor had a career-high two** tackles.
- **Sophomore QB Darell Garretson's 81-yard TD** pass to junior WR Hunter Sharp is a career-long pass for Garretson and a career-long reception for Sharp. Garretson had two TD passes tonight giving him three this year and 13 in his career. Garretson also had a career-high 47 pass attempts.
- **Junior WR Hunter Sharp had 130 receiving** yards for his second-straight 100-yard receiving game.

BYU VS. MW

Air Force	24-7-0
Boise State	1-3-0
Colorado State	37-28-3
Fresno State	4-5-0
Hawai'i	20-8-0
Nevada	5-2-2
New Mexico	45-14-1
San Diego State	28-7-1
San Jose State	6-10-0
UNLV	15-3-0
Utah State	46-34-3
Wyoming	44-30-3
Total	275-161-13

UTAH STATE 2014 SCHEDULE

Date	Day	Opponent	Time/Result
8/31	Sun	@ Tennessee	L, 38-7
9/6	Sat	Idaho State	W, 40-20
9/13	Sat	Wake Forest	W, 36-24
9/20	Sat	@ Arkansas State	L, 21-14 (OT)
10/3	Fri	@ BYU	8:15 p.m. MT
10/11	Sat	Air Force	TBA
10/18	Sat	@ Colorado State	5 p.m. MT
10/25	Sat	UNLV	TBA
11/1	Sat	@ Hawai'i	9 p.m. MT
11/7	Fri	@ Wyoming	TBA
11/15	Sat	New Mexico	TBA
11/21	Fri	San Jose State	7:30 p.m. MT
11/29	Sat	@ Boise State	TBA
12/6	Sat	MW Championship	

UTAH STATE IN THE NCAA (as of 9/28)

Total Offense	368.8 (94)
Passing Offense	214.8 (82)
Passing Efficiency	108.95 (105)
Rushing Offense	154.0 (79)
Scoring Offense	24.3 (92)
First Downs	74 (109)
Third Down Conversions	28.6% (120)
Total Defense	334.8 (32)
Pass Defense	256.5 (88)
Pass Efficiency Defense	112.04 (30)
Rushing Defense	78.3 (4)
Scoring Defense	25.8 (69)
Net Punting	37.72 (68)
Kickoff Returns	20.36 (73)
Turnover Margin	0.5 (19)
Sacks	3.25 (19)
Tackles for loss	9.5 (2)
Sacks Allowed	1.75 (52)

BYU IN THE NCAA (as of 9/28)

Total Offense	449.3 (50)
Passing Offense	219.0 (78)
Passing Efficiency	138.33 (54)
Rushing Offense	230.3 (26)
Scoring Offense	37.5 (38)
First Downs	103 (42)
Third Down Conversions	45.8% (33)
Total Defense	364.3 (47)
Pass Defense	275.5 (102)
Pass Efficiency Defense	112.67 (31)
Rushing Defense	88.8 (12)
Scoring Defense	18.8 (25)
Net Punting	46.33 (1)
Kickoff Returns	30.44 (5)
Turnover Margin	0.25 (52)
Sacks	1.75 (51)
Tackles for loss	5.5 (72)
Sacks Allowed	3.25 (115)

UTAH STATE PLAYERS TO WATCH

#16 | CHUCKIE KEETON | QB | 6-2 | 200 | SR. | HOUSTON, TX | CYPRESS CREEK HS

GP	EFFIC	COMP	ATT	YDS	Y/A	PCT	LNG	INT	TD	R ATT	YDS	Y/A	LNG	TD
3	119.65	42	62	376	6.06	67.7	50	3	2	9	-3	-3	10	1

#9 | JOJO NATSON | WR | 5-7 | 151 | JR. | FORT LAUDERDALE, FL | BOYD ANDERSON HS

GP	RUSH	YDS	Y/A	LNG	TD	REC	YDS	Y/R	LNG	TD
4	17	158	9.3	38	0	30	172	8.6	44	1

#4 | HUNTER SHARP | WR | 6-0 | 190 | JR. | PALMDALE, CA | ANTELOPE VALLEY CC

GP	REC	YDS	Y/R	LNG	TD
4	23	305	13.3	81	2

#41 | NICK VIGIL | LB | 6-2 | 230 | SO. | PLAIN CITY, UT | FREMONT HS

GP	SOLO	AST	TOT	TFL/Y	SACK	YDS	INT	YDS	FF	FR	FRYD	QBH	PBU	BLKD
4	22	18	40	5.5/22	2.0	13	-	-	2	-	-	4	2	-

INDEPENDENCE: YEAR FOUR

The 12-game independent slate features teams from 10 states and seven conferences, including the American Athletic, Atlantic Coast, Big 12, Pac-12, Conference USA, Mountain West and Mid-Eastern Athletic.

The Cougars will play six home games and six road contests in 2014. BYU will face teams that hail from Connecticut, Virginia, Florida, Georgia, Tennessee, Texas, Utah, Idaho, Nevada and California, including seven programs—Texas, Houston, Utah State, Central Florida, Boise State, Middle Tennessee and UNLV—that qualified for a bowl game last season.

FLAG BEARERS

BYU has a tradition of selecting a player before each game to run the team flag and alumni flag. The team selects a former Cougar to carry out the alumni flag, along with the chosen current player who runs out with the current team flag. The team flag has been signed by each member of the team, while the alumni flag has been signed by former BYU payers. In 2011, the team added a special teams flag, donned by a vintage BYU logo adopted by the special teams, following the same protocol as the team flag with an exemplary special teams player being chosen to carry it each week.

Game	Team	Special Teams	Alumni
UConn	Adam Hine	Michael Alisa	Brian Hughes
Texas	Harvey Langi	Mitchell Juergens	Chris Germann
Houston C.	Stewart	Michael Alisa	Michael Reed
Virginia	Logan Taelle	Sione Takitaki	Leon White

Game	Team	Special Teams	Alumni
------	------	---------------	--------

TEAM CAPTAINS

Selected by their peers, quarterback Taysom Hill, running back Paul Lasike, safety Craig Bills and defensive lineman Remington Peck have been named team captains for the 2014 season.

LAVELL EDWARDS STADIUM

LaVell Edwards Stadium with its 63,470-seat capacity is home to BYU football. Originally Cougar Stadium, it was built in 1964 and seated 30,000. It was expanded in 1982 to seat 65,000 permanent seats before official capacity became 64,045 after refurbishing the middle of the east section. The capacity now sits at 63,470 due to accommodations for wheelchair access. For the 2012 season the stadium featured new video walls and LED ribbons on the north and south end zone stands. BYU's 2012 average attendance of 61,161 ranked No. 3 in the West behind only USC (87,945) and UCLA (68,481).

Stadium record: 223-67 (.769)
2014 stadium record: 2-0 (1.00)
Under Mendenhall: 47-9 (.839)

MISSIONS

Brigham Young University is owned and operated by The Church of Jesus Christ of Latter-day Saints. The missionary emphasis of the Church is perhaps one of its most recognized characteristics.

Since the organization of the Church in 1830, over one million missionaries have served. The Church operates missions around the world in 145 nations speaking 164 languages. More than 83,000 missionaries representing the Church are serving proselytizing missions in 406 missions around the world. Seventy-five percent of the Church's proselytizing missionaries are young men between the ages of 18 and 26. A substantial number of young women and older couples also serve proselytizing missions. Missionaries work long hours—seven days a week for two years (or 18 months for women and couples)—teaching the Gospel of Jesus Christ and participating in community service.

Eighty-eight members of the 2014 team have served church missions. Members of the team have served in 28 countries and six of the seven continents around the globe.

FIRESIDES

The BYU football team will participate in hour-long devotionals prior or team service activities the night before each game this season. The team will conduct devotionals before eight games. These devotionals are referred to as "firesides" and are intended to help players, coaches and those who attend strengthen or gain a knowledge of our purpose here on earth. Firesides typically include a musical number from members of the team and talks from selected players, along with coach Bronco Mendenhall.

FBS INDEPENDENT PLAYERS OF THE WEEK

Week of	Offense	Defense	Special Teams
9/1	BYU QB Taysom Hill	BYU LB Bronson Kaufusi	ND K/P Kyle Brindza
9/8	BYU QB Taysom Hill	ND DB Elijah Shumate	ND K/P Kyle Brindza
9/15	BYU QB Taysom Hill	ND DE Romeo Okwara	ND K/P Kyle Brindza
9/22	BYU QB Taysom Hill	Army LB Jeremy Timpf	BYU P Scott Arellano
9/29	ND QB Everett Golson	Army LB Jeremy Timpf	ND K/P Kyle Brindza

PRESEASON RANKINGS

Associated Press Top 25			
#	Team (1st place)	Record	Votes
1	Florida State (27)	4-0	1416
2	Oregon (13)	4-0	1405
3	Alabama (13)	4-0	1387
4	Oklahoma (7)	4-0	1357
5	Auburn	4-0	1272
6	Texas A&M	5-0	1206
7	Baylor	4-0	1149
8	UCLA	4-0	975
9	Notre Dame	4-0	972
10	Michigan State	3-1	944
11	Ole Miss	4-0	906
12	Mississippi State	4-0	848
13	Georgia	3-1	788
14	Stanford	3-1	643
15	LSU	4-1	636
16	USC	3-1	560
17	Wisconsin	3-1	502
18	BYU	4-0	450
19	Nebraska	5-0	445
20	Ohio State	3-1	298
21	Oklahoma State	3-1	246
22	East Carolina	3-1	237
23	Kansas State	3-1	216
24	Missouri	4-1	145
25	TCU	3-0	109

Dropped from rankings: South Carolina 13, Arizona State 15

Others receiving votes: Arizona State 97, South Carolina 61, Clemson 52, Arizona 43, Marshall 40, Georgia Tech 37, West Virginia 24, Arkansas 18, Maryland 5, Louisville 4, North Dakota State 3, Washington 2, North Carolina State 1, Virginia 1

USA Today Coaches Poll			
#	Team (1st place)	Record	Votes
1	Alabama (15)	4-0	1477
2	Florida State (26)	4-0	1468
3	Oklahoma (14)	4-0	1442
4	Oregon (7)	4-0	1407
5	Auburn	4-0	1312
6	Baylor	4-0	1191
7	Texas A&M	5-0	1172
8	Notre Dame	4-0	1072
9	UCLA	4-0	1007
10	Michigan State	3-1	975
11	Ole Miss	4-0	907
12	Georgia	3-1	824
13	Stanford	3-1	735
14	Mississippi State	4-0	708
15	LSU	4-1	587
16	Wisconsin	3-1	571
17	Nebraska	5-0	559
18	Ohio State	3-1	474
19	BYU	4-0	473
20	USC	3-1	392
21	East Carolina	3-1	255
22	Kansas State	3-1	253
23	Oklahoma State	3-1	216
24	Arizona State	3-1	148
25	TCU	3-0	86

Dropped from rankings: South Carolina 15, Duke 23

Others receiving votes: Missouri 83, South Carolina 82, Clemson 81, Arizona 59, Marshall 49, Georgia Tech 39, Washington 10, Louisville 8, Duke 7, North Carolina 7, Arkansas 5, Iowa 3, Minnesota 3, Texas 1, West Virginia 1, Cincinnati 1

INDEPENDENTS SNAPSHOT

BYU is one of four FBS Division I Independents in 2014 after Idaho and New Mexico State joined the Sun Belt. Here is a look at how the Cougars and the five other independents did last year.

Team	Record	Last Game	Result
Army	1-2	Wake Forest L,	24-21
BYU	4-0	Virginia	W, 41-33
Navy	2-2	Rutgers	L, 31-24
Notre Dame	3-0	Bye	

NUMERICAL ROSTER

No.	Name	Pos.
1	Apo, Ross	WR
1	Jackson, Harvey	DB
1	Lee, Sam	DB
2	Leavitt, Dallin	DB
2	Moore, Hunter	QB
3	Pearson, Colby	WR
4	Daniel, Robertson	DB
4	Hill, Taysom	QB
5	Fua, Alani	LB
5	Kurtz, Nick	WR
6	Johnson, Jordan	DB
7	PoVey, Skye	DB
7	Stewart, Christian	QB
9	Leslie, Jordan	WR
10	Hill, McCoy	QB
10	Mathews, Mitch	WR
11	Houk, Terenn	WR
11	Preator, Jordan	DB
12	Nacua, Kai	DB
13	Henderson, Kurt	WR
13	Trammell, Trent	DB
15	Davis, Michael	DB
15	Griffitts, Hayden	QB
16	Shelton, Michael	DB
17	Badger, Chris	DB
17	Jorgensen, Colby	TE
18	Nelson, Keanu	WR
19	Bond, Cody	WR
19	Blackmon, Devon	WR
20	Bills, Craig	DB
21	Williams, Jamaal	RB
21	Langi, Harvey	LB
22	Pikula, Manoa	LB
23	Arellano, Scott	P
23	Juergens, Garrett	DB
24	Brown, Algernon	RB
25	Kautai, Teu	LB
26	Carter, Nate	RB
27	Samson, Trevor	K
28	Hine, Adam	RB
29	Mikkelsen, Andrew	K/P
29	Wadsworth, Mike	DB
31	Tautu, Sae	LB
31	Welsh, Peter	RB
33	Lasike, Paul	RB
34	Warner, Fred	LB
34	Moore, AJ	DB
35	Fonua, Kavika	DB
36	Hinds, Troy	LB
36	Whippy, Joshua	RB
37	Edwards, Corey	K
37	Jones, Grant	DB
38	Bingham, Vance "Moose"	K
39	Amone, Phillip	LB
39	Brown, Chasen	P
41	Heder, Austin	LB
42	Alisa, Michael	LB
43	Leuta-Douyere, Jherremya	LB
44	Peck, Remington	DB
45	Ho Ching, Toloa'i	RB
45	Pulsipher, Adam	LB
47	Stout, Zac	LB
48	Lauille, Tomasi	DL
49	Egbert, Jordan	LB
50	Doman, DJ	LB
50	Fusi, Edward	OL
51	Niumatalolo, Va'a	LB
53	Takitaki, Sione	LB
54	Dawe, Parker	OL
55	Kearsley, Brayden	OL
56	Koroma, Tejan	OL
57	Wesley, De'Ondre	OL
58	Larson, Chase	OL
61	Lawlor, Quinn	DL
62	Taele, Logan	DL
66	Multitalo, Manu	OL
67	Johnson, Kyle	OL
68	Rawlinson, Brian	OL
70	Alletto, Terrance	OL
71	Lapuaho, Ului	OL
72	Mathews, Ryker	OL
73	Katu, Solomon	OL
74	Stringham, Brock	OL
75	Wilcox, Brad	OL
76	Kaluhiokalani, Kamalani	DL
77	Yeck, Michael	OL
78	Kanuch, Tuni	OL
80	Sumsion, Matt	TE
82	Frey, Travis	WR
82	Ziolkowski, Jake	WR
83	Kessler, David	WR
84	Mahina, Devin	TE
85	Sampson, Bryan	TE
86	Dye, Trey	WR
86	Frei, Chase	WR
87	Juergens, Mitchell	WR
88	Cook, Tyler	LB
88	Leonard, Alex	WR
89	Richards, Steven	DL
90	Kaufusi, Bronson	LB
91	Tuilioma, Travis	DL
92	Rowley, Graham	DL
93	Carter, Josh	DL
94	Tausinga, Kesni	DL
95	Gulley, Jaterrius	DL
95	El-Bakri, Bracken	DL
96	Ingersoll, Adam	DL
96	O'Mary, Kevin	DS
97	King, Theodore	DL
98	Balderree, Tanner	DL
99	Johnson, Marques	DL

ALPHABETICAL ROSTER

No.	Name	Pos.	Ht.	Wt.	Yr.	Hometown/Last School
42	Alisa, Michael	LB	6-1	220	Sr.	Provo, UT / Timpvieus HS
70	Alletto, Terrance	OL	6-3	305	Jr.	Parker, CO / Ponderosa HS
39	Amone, Phillip	LB	5-11	230	Fr.	Orlando, FL / Dr. Phillips HS
1	Apo, Ross	WR	6-3	210	Sr.	Arlington, TX / The Oakridge School
23	Arellano, Scott	P	6-1	190	Sr.	Santa Ynez, CA / Foothill College
17	Badger, Chris	DB	6-2	197	So.	Provo, UT / Notre Dame
98	Balderree, Tanner	DL	6-2	250	Fr.	Sherwood, OR / Sherwood HS
20	Bills, Craig	DB	6-1	205	Sr.	Provo, UT / Timpvieus HS
38	Bingham, Vance "Moose"	K	5-10	180	So.	Draper, UT / Alta HS
19	Blackmon, Devon	WR	6-1	185	Jr.	Fontana, CA / Riverside City College
18	Bond, Cody	WR	5-7	175	So.	Keizer, OR / McNary HS
24	Brown, Algernon	RB	6-1	229	So.	Magna, UT / Skyline HS
39	Brown, Chasen	P	6-0	173	Fr.	Las Vegas, NV/Westlake HS
93	Carter, Josh	DL	6-5	296	Sr.	Tucson, AZ / Eastern Arizona College
26	Carter, Nate	RB	5-9	185	Jr.	St. George, UT / Dixie HS
88	Cook, Tyler	LB	6-3	220	Fr.	Murrieta, CA / Vista Murrieta HS
4	Daniel, Robertson	DB	6-1	205	Sr.	Brooklyn, NY / De Anza CC
15	Davis, Michael	DB	6-2	181	So.	Glendale, CA / Glendale HS
54	Dawe, Parker	OL	6-3	285	So.	Pleasant Grove, UT / Pleasant Grove HS
50	Doman, DJ	LB	6-0	203	So.	London, UT / Pleasant Grove HS
86	Dye, Trey	WR	5-9	175	Fr.	Abilene, TX / Cooper HS
37	Edwards, Corey	K	5-11	208	Fr.	Hurricane, UT / Hurricane HS
49	Egbert, Jordan	LB	6-3	231	So.	Orem, UT / Orem HS
95	El-Bakri, Bracken	DL	6-3	262	Fr.	Cottonwood Heights, UT/Brighton
35	Fonua, Kavika	DB	6-0	200	Fr.	Syracuse, UT / Syracuse HS
86	Frei, Chase	WR	6-3	215	Jr.	Santa Clara, UT / Dixie State College
82	Frey, Travis	WR	6-2	187	So.	Bountiful, UT / Utah State
5	Fua, Alani	LB	6-5	234	Sr.	San Fernando Valley, CA / Oaks Christian
50	Fusi, Edward	OL	6-0	322	Sr.	Corona, CA / Mt. San Antonio CC
15	Griffitts, Hayden	QB	6-2	222	Fr.	Windermere, Florida / West Orange HS
99	Gulley, Jaterrius	DL	6-3	346	Fr.	Hoover, AL / Hoover HS
41	Heder, Austin	LB	6-2	234	So.	Pleasant Grove, UT / Pleasant Grove HS
13	Henderson, Kurt	WR	6-1	185	Jr.	St. George, UT / Snow Canyon HS
10	Hill, McCoy	QB	6-6	230	Fr.	Sandy, UT / Jordan HS
4	Hill, Taysom	QB	6-2	232	Jr.	Pocatello, ID / Highland HS
36	Hinds, Troy	LB	6-5	235	Fr.	Kaysville, UT / Davis HS
28	Hine, Adam	RB	6-1	208	Jr.	Santa Clara, UT / Snow Canyon HS
45	Ho Ching, Toloa'i	RB	6-1	242	Fr.	Sandy, UT / Alta HS
11	Houk, Terenn	WR	6-5	223	Jr.	Enumclaw, WA / Enumclaw HS
96	Ingersoll, Adam	DL	6-5	250	So.	Boise, ID / Centennial HS
1	Jackson, Harvey	DB	6-3	215	Sr.	Fresno, TX / Nebraska
6	Johnson, Jordan	DB	5-10	189	Sr.	Springfield, MA / Brooks School
67	Johnson, Kyle	OL	6-4	303	So.	Sandy, UT / Jordan HS
99	Johnson, Marques	DL	6-2	308	Sr.	Los Angeles, CA / El Camino CC
37	Jones, Grant	DB	6-5	210	Fr.	Concord, CA / Ygnacio Valley HS
17	Jorgensen, Colby	TE	6-7	230	Fr.	Provo, UT / Timpvieus HS
23	Juergens, Garrett	DB	5-10	185	So.	Houston, TX / Langham Creek HS
87	Juergens, Mitchell	WR	5-10	182	So.	Houston, TX / Langham Creek HS
73	Katu, Solomon	OL	6-2	338	Sr.	Rio Linda, CA / Rio Linda HS
76	Kaluhiokalani, Kamalani	DL	6-1	251	Fr.	Kane'ohe, HI/Kamehameha HS
78	Kanuch, Tuni	OL	6-3	325	Fr.	South Jordan, UT / Bingham HS
90	Kaufusi, Bronson	LB	6-7	265	Jr.	Provo, UT / Timpvieus HS
25	Kautai, Teu	LB	6-1	231	Jr.	Arlington, TX / The Oakridge School
55	Kearsley, Brayden	OL	6-4	295	So.	Aloha, OR / Aloha HS
83	Kessler, David	WR	6-2	202	So.	Rancho Cucamonga, CA / Claremont HS
97	King, Theodore	DL	6-2	265	So.	San Jose, Calif. / Valley Christian School
56	Koroma, Tejan	OL	6-0	280	Fr.	Allen, TX / Allen HS
5	Kurtz, Nick	WR	6-6	205	Jr.	El Cajon, CA / Grossmont College
21	Langi, Harvey	LB	6-2	240	So.	South Jordan, UT / Utah
71	Lapuaho, Ului	OL	6-7	333	Fr.	West Valley, UT / Hunter HS
58	Larson, Chase	OL	6-3	280	Jr.	Springville, UT / Snow College
33	Lasike, Paul	RB	5-11	232	Sr.	Auckland, New Zeal. / CC of NZ
48	Lauille, Tomasi	DL	6-3	285	So.	Westlake, CA / Westlake HS
61	Lawlor, Quinn	OL	6-4	306	Sr.	Orem, UT / Orem HS
2	Leavitt, Dallin	DB	5-11	200	So.	Portland, OR / Central Catholic HS
88	Leonard, Alex	WR	6-2	195	Fr.	Fort Collins, CO / Fossil Ridge HS
1	Lee, Sam	DB	6-1	186	Jr.	Brandywine, MD / College of the Canyons
9	Leslie, Jordan	WR	6-3	215	Sr.	Houston, TX / UTEP
43	Leuta-Douyere, Jherremya	LB	6-1	236	Jr.	Garden Grove, CA / Servite HS
84	Mahina, Devin	TE	6-6	251	Sr.	Upland, CA / Upland HS
10	Mathews, Mitch	WR	6-6	215	Jr.	Beaverton, OR / Southridge HS
72	Mathews, Ryker	OL	6-6	320	Jr.	American Fork, UT / American Fork HS
29	Mikkelsen, Andrew	K/P	6-0	200	Fr.	Canby, OR / Oregon State
34	Moore, AJ	RB	5-9	195	So.	Murrieta, CA / Murrieta Valley HS
2	Moore, Hunter	QB	6-2	190	Fr.	San Marcos, CA / Mission Hills HS
66	Multitalo, Manu	OL	6-2	373	So.	West Valley, UT / Granger HS
12	Nacua, Kai	DB	6-1	207	So.	Las Vegas, NV / Liberty HS
18	Nelson, Keanu	WR	5-11	184	Sr.	Tucson, AZ / Stanford
51	Niumatalolo, Va'a	LB	6-1	227	Fr.	Annapolis, MD / Broadneck HS
96	O'Mary, Kevin	DS	6-4	240	Sr.	San Diego, CA / Mira Mesa HS
3	Pearson, Colby	WR	6-0	191	So.	Blackfoot, ID / Blackfoot HS
44	Peck, Remington	DL	6-4	271	Jr.	South Jordan, UT / Bingham HS
22	Pikula, Manoa	LB	6-1	235	Jr.	South Jordan, UT / Bingham HS
7	PoVey, Skye	DB	6-0	200	Sr.	Ogden, UT / Snow College
11	Preator, Jordan	DB	6-0	183	Fr.	Plain City, UT / Fremont HS
45	Pulsipher, Adam	LB	6-2	225	Fr.	Temecula, CA / Temecula Valley HS
68	Rawlinson, Brian	OL	6-6	285	Fr.	Oologah, OK / Oologah-Talaia HS
89	Richards, Steven	DL	6-3	230	Fr.	Sandy, UT / Alta HS
92	Rowley, Graham	DL	6-4	280	Jr.	Waialua, HI / Waialua HS
85	Sampson, Bryan	TE	6-4	221	So.	Pleasant Grove, UT / Pleasant Grove HS
27	Samson, Trevor	K	5-11	183	Sr.	Fresno, CA / Fresno City JC
16	Shelton, Michael	DB	5-9	180	Fr.	Raleigh, NC / Wakefield HS
7	Stewart, Christian	QB	6-2	208	Sr.	Orem, UT / Snow College
47	Stout, Zac	LB	6-1	235	Sr.	Moorpark, CA / Oaks Christian HS
74	Stringham, Brock	OL	6-6	310	Sr.	Highlands Ranch, CO / Mountain Vista HS
80	Sumsion, Matt	TE	6-8	250	Fr.	Springville, UT / Springville HS
62	Taele, Logan	DL	6-2	280	Jr.	Columbus, OH / Dixie HS
53	Takitaki, Sione	LB	6-2	240	Fr.	Fontana, CA / Heritage HS
94	Tausinga, Kesni	DL	6-1	308	Fr.	South Jordan, UT / Bingham HS
31	Tautu, Sae	LB	6-3	235	So.	Alpine, UT / Lone Peak HS
13	Trammell, Trent	DB	5-11	185	Jr.	Oakland, CA / CC of San Francisco
91	Tuilioma, Travis	DL	6-2	285	So.	Topeka, KS / Washburn Rural HS
30	Wadsworth, Mike	DB	6-1	210	Jr.	Orem, UT / Hawaii
34	Warner, Fred	LB	6-3	220	Fr.	San Marcos, CA / Mission Hills HS
32	Welsh, Peter	RB	5-11	215	Fr.	Bakersfield, CA / Bakersfield HS
57	Wesley, De'Ondre	OL	6-7	330	Sr.	Pleasant Hill, CA / Diablo Valley CC
36	Whippy, Joshua	RB	6-1	220	So.	Suva, Fiji / Church College of NZ
75	Wilcox, Brad	OL	6-7	305	So.	Edmond, OK / North HS
21	Williams, Jamaal	RB	6-0	206	Jr.	Fontana, CA / Summit HS
77	Yeck, Michael	OL	6-8	305	Sr.	Keller, TX / Keller HS
82	Ziolkowski, Jake	WR	6-0	195	So.	Island Lake, IL / Wauconda HS

PRONUNCIATION GUIDE

Michael Alisa	ah-LEES-ah
Phillip Amone	Ah-MOH-nay
Ross Apo	AH-poh
Scott Arellano	Ar-LAHN-oh
Devon Blackmon	Deh-VAHN
Bracken El-Bakri	Ehl-BACK-ree
Alani Fua	Ah-LAH-nee FOO-ah
Edward Fusi	FOO-see
Taysom Hill	TAY-suhm
Adam Hine	.HEE-nay
Toloi Ho Ching	Toe-loh-ah-ee
Terenn Houk	TAIR-ehn Howk
Marques Johnson	MAR-cuhs
Solomone Kafu	Soh-loh-MOH-nay KAW-foo
Kamalani Kaluhiokalani	Kah-mah-LAH-nee Kah-LOO-hee-oh-kah-LAH-nee
Tuni Kanuch	.TOO-nee Kah-NOOCH
Bronson Kaufusi	BRAWN-suhn Kaw-FOO-see
Teu Kautai	TAY-oo KOW-tigh
Tejan Koroma	Tee-JAHN Koh-ROH-mah
Harvey Langi	.LAHNG-ee
Ului Lapuaho	.OO-LOO-ee Lah-poo-AH-hoh
Paul Lasike	Law-SEE-kay
Tomasi Lauille	Toh-MAH-see Low-LEE-lay
Jherremya Leuta-Douyere	Jeremiah Lay-oo-tah .Doo-yair
Devin Mahina	Mah-HEE-nah
Kai Nacua	Kigh Nah-KOO-ah
Keanu Nelson	.Kee-AH-noo
Va'a Niumatalolo	Vah-ah Nee-oo-MAH-TAH-loh-loh
Manoa Pikula	Mah-NOH-ah Pee-KOO-lah
Skye PoVey	.Poh-VAY
Jordan Preator	PRAY-ter
Graham Rowley	.ROH-lee
Logan Taele	Tah-EH-lay
Sione Takitaki	See-OH-nee TAH-kee-TAH-kee
Kesni Tausinga	KEHZ-nee Tauw-SING-ah
Sae Tautu	Sigh Tow-TOO
Travis Tuilioma	Too-ee-LOH-mah
Jake Ziolkowski	.Zihl-KOH-skee

Coaches

Robert Anae	Ah-NIGH
Mark Atuaia	Ah-too-igh-ah
Garrett Tujague	.TOO-jay



2014 OFFENSIVE STARTERS

GAME	QB	RB	WR/RB	WR	WR	WR/TE	LT	LG	C	RG	RT
UConn	Hill	Lasike	M. Juergens	M. Mathews	Leslie	Mahina	Lapuaho	K. Johnson	Koroma	Stringham	Wesley
Texas	Hill	Lasike	Williams	M. Mathews	Leslie	Mahina	Lapuaho	K. Johnson	Koroma	Stringham	Wesley
Houston	Hill	Williams	M. Juergens	M. Mathews	Leslie	Mahina	Lapuaho	K. Johnson	Koroma	Stringham	Wesley
Virginia	Hill	Lasike	M. Juergens	M. Mathews	Leslie	Houk	Lapuaho	K. Johnson	Koroma	Stringham	Wesley

DEFENSIVE STARTERS

GAME	LE	NT	RE	SLB	MLB	BLB	WLB	FC	BC	FS	KAT
UConn	Rowley	Tuiloma	Peck	Fua	Stout	Leuta-Douyere	Kaufusi	Davis	Preator	Bills	PoVey
Texas	Rowley	M. Johnson	Peck	Fua	Stout	Leuta-Douyere	Kaufusi	Davis	Daniel	Bills	Leavitt
Houston	Rowley	Tuiloma	Peck	Fua	Stout	Pikula	Alisa	Davis	Daniel	Bills	Leavitt
Virginia	Rowley	Tuiloma	Peck	Fua	Stout	Leuta-Douyere	Alisa	J. Johnson	Daniel	Bills	Leavitt

2014 BYU SUPERLATIVES

Overall record	4-0
Home record	2-0
Current streak	W2
Road record	2-0
Current streak	W2
Neutral record	0-0
Current streak	N/A
Day games	1-0
Current streak	1-0
Night games	3-0
Current streak	W3
Thursday games	1-0
Current streak	W1
Friday games	1-0
Current streak	W1
BYU wins toss	3-0
BYU loses toss	1-0
BYU scores first	3-0
Opp. scores first	1-0
BYU leads after 1Q	3-0
BYU trails after 1Q	1-0
Tied after 1Q	0-0
BYU leads at half	3-0
BYU trails at half	1-0
Tied at the half	0-0
BYU leads after 3Q	4-0
BYU trails after 3Q	0-0
Tied after 3Q	0-0
BYU has more yards	3-0
Opp. has more yards	1-0
BYU has more turnovers	1-0
Opp. has more turnovers	2-0
Turnovers are equal	1-0
BYU scores 24 or more	4-0
Opp. Scores 24 or more	2-0
BYU scores less than 24	0-0
Record in August	1-0
Streak	W1
Record in September	3-0
Streak	W3
Vs. top-25 teams	1-0
Streak	W1
Vs. non-ranked teams	4-0
Streak	W4
On ESPN	2-0
On ESPN2	0-0
On ESPN3	0-0
On ESPN4	0-0
On ESPN5	0-0
On ABC	0-0
On NBC	0-0
On Fox Sports	1-0
On CBS Sports	0-0
On BYUtv	0-0

2014 BYU SCORING DRIVES

QTR OPP.

1st	UConn
1st	UConn
2nd	UConn
2nd	UConn
4th	UConn
1st	Texas
2nd	Texas
3rd	Texas
3rd	Texas
3rd	Texas
4th	Texas
1st	Houston
1st	Houston
1st	Houston
2nd	Houston
3rd	Houston
4th	Houston
1st	Virginia
2nd	Virginia
2nd	Virginia
3rd	Virginia
3rd	Virginia
4th	Virginia
4th	Virginia


SCORING PLAY

Taysom Hill 7 yd run (Trevor Samson kick)
Mitch Mathews 26 yd pass from Taysom Hill (Trevor Samson kick)
Adam Hine 7 yd pass from Taysom Hill (Trevor Samson kick)
Terenn Houk 35 yd pass from Taysom Hill (Trevor Samson kick)
Taysom Hill 26 yd run (Trevor Samson kick)
Trevor Samson 21 yd field goal
Trevor Samson 23 yd field goal
Taysom Hill 30 yd run (Trevor Samson kick)
Adam Hine 16 yd run (Trevor Samson kick)
Taysom Hill 2 yd run (Trevor Samson kick)
Taysom Hill 1 yd run (Trevor Samson kick)
Adam Hine 8 yd run (Trevor Samson kick)
Zac Stout safety
Jamaal Williams 11 yd run (Trevor Samson kick)
Taysom Hill 5 yd run (Trevor Samson kick)
Mitch Mathews 6 yd pass from Taysom Hill (Trevor Samson kick)
Trevor Samson 26 yd field goal
Jamaal Williams 2 yd run (Trevor Samson kick)
Trevor Samson 28 yd field goal
Jordan Leslie 8 yd pass from Taysom Hill (Trevor Samson kick)
Trevor Samson 37 yd field goal
Taysom Hill 15 yd run (Trevor Samson kick)
Jamaal Williams 2 yd run (Trevor Samson kick)
Mitch Juergens 50 yd pass from Taysom Hill (Trevor Samson kick)
Adam Hine 99 yd kickoff return (Trevor Samson kick)

PLAYS-YDS-TOP

15-75-5:04
1-26-0:06
5-46-1:21
5-69-1:30
6-90-1:35
8-71-2:54
6-12-2:16
9-75-2:54
5-55-1:09
7-29-2:31
4-24-1:08
9-45-3:35
--
5-64-1:17
8-70-2:43
16-87-5:14
17-82-5:37
8-56-2:50
10-66-3:00
5-75-1:07
4-4-1:00
6-49-1:43
10-73-2:05
6-66-1:49
--





MCMAHON'S BYU JERSEY TO BE RETIRED

BYU will honor former BYU consensus All-American and NFL quarterback Jim McMahon by retiring his No. 9 jersey during a halftime ceremony at the BYU vs. Utah State football game on Friday, Oct. 3. McMahon will also be inducted into the BYU Athletic Hall of Fame as part of the 2014 class on Thursday, Oct. 2.

As part of the ceremony, a banner with McMahon's name and number will be unveiled and permanently displayed on the press box at LaVell Edwards Stadium. Throughout the history of BYU football, dating back to 1922, just five jerseys have been retired — Eldon "The Phantom" Fortie (No. 40), Marion Probert (No. 81), Steve Young (No. 8) and Gifford Nielsen and Ty Detmer (both No. 14).

BYU Career

Recognized as one of the outstanding collegiate quarterbacks of all time, McMahon finished his BYU football career in 1981 with an astonishing 70 NCAA records. From 1977-81, he completed 653 passes for 9,536 yards and 84 touchdowns, with a career passing efficiency of 156.9.

In his final two seasons as a Cougar, McMahon threw for 8,126 yards and 77 touchdowns. He led the nation in numerous offensive categories both years, including passing yards, total offense and touchdown passes. He received All-America honorable mention in 1978 as a sophomore and earned first-team All-America honors as a junior in 1980 before becoming a consensus choice as a senior in 1981.

At the conclusion of his senior season, McMahon won the inaugural Davey O'Brien National Quarterback Award and the Sammy Baugh Trophy. He was named NCAA Co-Offensive Player of the Year along with Marcus Allen of USC and finished third in the voting for the Heisman Trophy. From 1977-81 he was part of five consecutive WAC championship teams (redshirting in 1979) and was a three-time All-WAC First Team quarterback in 1978, 1980 and 1981.

McMahon will forever be known as the quarterback who led the Cougars to 21 points in the last 2:33 minutes of the 1980 Holiday Bowl to defeat SMU 46-45, and give BYU its first bowl victory. McMahon was named Offensive MVP of the 1980 and 1981 Holiday Bowls.

NFL Career

Following a historic career at BYU, McMahon was the fifth player selected in the first round of the 1982 NFL Draft — the highest Cougar ever taken. McMahon was drafted by the Bears and played seven seasons in Chicago, leading them to the Super Bowl title in 1986. He played 16 seasons in the NFL for seven teams and won two Super Bowl rings. After retiring from pro football, McMahon was inducted into the College Football Hall of Fame in 1998.

Charity Work

He has also been very active in civic service with the Jim McMahon Foundation; Children's Miracle Network; Jim McMahon Ronald McDonald House Golf Tournament; Juvenile Diabetes Fund; American Cancer Society; Society for the Prevention of Blindness; Think First Foundation for Children; and BYU Y-Quarterback Weekend. In 2006, he traveled to Iraq with the USO Supporting Freedom program to visit American forces in the field.

Personal

McMahon, who came to BYU from Roy, Utah, completed a Bachelor of Arts degree in communications from BYU. He lives in Scottsdale, Arizona, and has four children — Ashley, Sean, Zach and Alexis.

PROGRAM SUCCESS

Program Highlights

- 1984 National Champions
- No. 4 in total wins (357) since 1974 — the top 5 include Nebraska (393), Oklahoma (372), Ohio State (364), BYU and Florida State (356)
- 32 Bowl games
- 23 Conference titles (independent since 2011)
- 12 Consensus All-Americans
- 57 All-Americans
- 34 Academic All-Americans
- 12 Top-10 Heisman finishes (1990 Winner — Ty Detmer)
- Seven inducted into the College Football Hall of Fame
- 18 Top-25 finishes since first ranking in 1974
- 31 regular-season Top-25 rankings since 1974
- One of just 17 programs to be ranked in the final USA Today Coaches Poll in five of last eight seasons
- Tops all FBS programs for most players selected (35) to NFF Hampshire Honor Society since program began in 2007 (starter/significant contributor finishing career with 3.2 GPA or better)


National Awards

- Doak Walker Award — Luke Staley (2001)
- Heisman Trophy — Ty Detmer (1990)
- Outland Trophy — Jason Buck (1985), Mo Elewonibi (1989)
- Davey O'Brien Trophy — Jim McMahon (1981), Steve Young (1983), Ty Detmer (1990 and 1991)
- Sammy Baugh Trophy — Gary Sheide (1974), Marc Wilson (1979), Jim McMahon (1981), Steve Young (1983), Robbie Bosco (1984), Ty Detmer (1991), Steve Sarkisian (1996)
- National Coach of the Year — LaVell Edwards (1979, 1984)
- Woody Hayes Scholar Athlete — Chuck Cutler (1989)
- Nils V. Nelson National Sportsmanship Trophy — Thomas Bell (1979)
- One of six schools with winners of the Heisman Trophy, Outland Trophy, Davey O'Brien Award and Doak Walker Award (BYU, Ohio State, Texas, Penn State, Iowa, Boston College)
- BYU and Penn State are the only schools in the nation to boast winners of the Heisman Trophy, Outland Trophy, Doak Walker Award, Davey O'Brien Award and Sammy Baugh Trophy.
- One of just 13 schools to win multiple Outland Trophy Awards

Bronco Mendenhall Era (2005-present)

- 86-34 (.717) in 10 seasons
- Ranks 12th in total wins among all FBS programs from 2005-13
- Five 10-win seasons since 2005 ranks No. 10 nationally
- Nine-straight bowl appearances; 6-3 record, including wins over Oregon, UCLA, Oregon State and San Diego State.
- Fifth among FBS schools for Academic All-America citations since 2005 — only Penn State, Nebraska, Notre Dame and Michigan State have more

THE OLD WAGON WHEEL



Beginning in 1948, BYU and Utah State have battled for the Old Wagon Wheel. The Cougars' 31-14 win over the Aggies at Romney Stadium on Oct. 4, 2013, was the 83rd meeting between the two schools. BYU leads the overall series 46-34-3 and has played the Aggies almost every season since 1922, taking a break during WWII from 1943-1945 and from 2003-2005. Only the University of Utah has played more games (89) against BYU than Utah State. The trophy is a wheel from a pioneer covered wagon that has traveled between the two schools since 1948.

QUOTES ON JIM MCMAHON

Tom Holmoe: "I love the example Jim has set by completing his degree. I'm proud of him for finishing after all these years. Jim is one of the elite college quarterbacks of all time. He was a great leader and a great teammate. I know there are a lot of people all over the country who are excited for Jim to be formally recognized as one of the Cougar greats."

LaVell Edwards: "I'm very proud of Jim finishing his degree. He is a competitor and a finisher. Completing his education at BYU is evidence of the type of person he is. Jim was a great leader and had a complete understanding of the game of football. He is very deserving of the hall of fame and having his jersey retired."

BYU OFFENSE BY THE NUMBERS

12 Taysom Hill is tied for No. 12 in the nation with 17 plays of 10+ rushing yards and No. 19 with five plays of 20+ rushing yards.

14 Taysom Hill became the 14th player in NCAA history to surpass 4,000 passing yards and 2,000 rushing yards before his senior year.

32 Senior receiver Jordan Leslie has caught a pass in 32 consecutive games—tied for the seventh best active streak in the country.

94.7 BYU is scoring on 94.7 percent (18 of 19) of its blue-zone trips this year with 13 blue-zone touchdowns. Comparatively, the offense scored on 78.9 percent last year with eight touchdowns.

443 Junior running back Jamaal Williams has carried the ball 443 times in his BYU career and never lost a fumble. He's fumbled just three times and did not lose any of them.

BYU OFFENSE IN THE NCAA (as of 9/28)

TEAM

Total Offense	449.3 (50)
Passing Offense	219.0 (78)
Rushing Offense	230.25 (26)
Scoring Offense	37.5 (38)
First Downs	25.8 (42)
3rd Down Conversions	45.00% (33)
4th Down Conversions	60.0% (46)
Blue Zone Conversions	94.74% (11)
Time of Possession	28:49 (86)
Sacks Allowed/game	3.25 (115)
Tackles for Loss Allowed/game	5.25 (48)

INDIVIDUAL

Total Offense	Taysom Hill, 326.0 (18)
Total Passing Yards	Taysom Hill, 876 (64)
Passing Yards/Game	Taysom Hill, 219.0 (57)
Yards/Passing Completion	Taysom Hill, 10.95 (91)
Completions/Game	Taysom Hill, 20.0 (47)
Completions Percentage	Taysom Hill, 66.1 (22)
Passing Efficiency	Taysom Hill, 138.3 (58)
Points Responsible For	Taysom Hill, 78 (18)
Rushing Yards	Taysom Hill, 428 (34)
Rushing Yards/Game	Taysom Hill, 107.0 (27)
Rushing Touchdowns	Taysom Hill, 7 (8)

**MAGIC NUMBERS
RECORD UNDER MENDENHALL**

Scores 24 points or more	76-8
Scores less than 24 points	9-26
Scores more than 30	58-3
Scores more than 40	38-2
Scores more than 50	13-1

OTHER OFFENSIVE PLAYERS TO WATCH

#33 Paul Lasike, RB, Sr.

A former walk-on, Lasike was voted a team captain by his teammates and coaches this season. He is also an All-American rugby player at BYU.

#84 Devin Mahina, TE, Sr.

A Phil Steele All-Independent Second Team selection, Mahina was named to the Mackey preseason watch list. At 6-foot-6 and 251 pounds, Mahina has started every game in 2014.

#19 Devon Blackmon, WR, Jr.

The transfer from Riverside Community College, Devon Blackmon, owns the longest play from scrimmage with a 56-yard reception against Virginia.

#57 De'Ondre Wesley, OL, Sr.

Wesley came to BYU in 2013 as a transfer from Diablo Valley College. He earned a starting nod in Game 4 of the 2013 season at right tackle and started in nine total games while playing in 12.

#24 Algernon Brown, RB, So.

"Algie" Brown, a sophomore, rushed for 234 yards and two touchdowns last season. Against Idaho State, he carried the ball eight times for 61 yards and one score.

#56 Tejan Koroma, OL, Fr.

A true freshman and 5-A all-state player from Allen, Texas, Koroma earned a starting spot at center during fall camp.

#87 Mitchell Juergens, WR, So.

With the graduation of JD Falslev, sophomore Mitchell Juergens has stepped in to fill the vacancy. He has five receptions for 110 yards and one touchdown.

#4 | TAYSOM HILL | QB | 6-2 | 232 | JR. | POCATELLO, ID | HIGHLAND HS



- Named to watch lists for Maxwell, Walter Camp and Davey O'Brien Awards, Heisman Trophy candidate lists and Phil Steele Preseason All-Independent First Team
- FBS Independent Offensive POW (9/1, 9/8, 9/15, 9/22)
- Finished the 2013 season ranked No. 3 in BYU history for most rushing yards in one season
- Voted 2014 team captain by teammates and coaches

CAREER HIGHS

Passing Yards	417, @HOU (2013)
Att	48, twice
Comp	29, HOU (2012)
Passing TD	4, @HOU (2013)
Rush Att	34, @HOU (2013)
Rush YDS	259, Texas (2013)
Rushing TD	3, twice

2014 PASSING STATS

GP	EFFIC	COMP	ATT	YDS	Y/A	PCT	LNG	INT	TD	ATT	YDS	Y/A	LNG	TD
4	138.33	80	121	876	7.2	66.1	56	3	6	79	428	5.4	30	7

RUSHING STATS

#21 | JAMAAL WILLIAMS | RB | 6-0 | 206 | JR. | FONTANA, CA | SUMMIT HS



- Phil Steele Preseason All-Independent First Team
- Named to watch lists for the Maxwell, Doak Walker and CFPA Running Back Awards
- 2013 Phil Steele, FBS and College Sports Madness All-Independent First Team

CAREER HIGHS

Rushing Attempts	33, @Uva (2013)
Rushing Yards	219, @Nevada (2013)
Long Rush	70, Idaho State (2013)
Rushing TD	3, twice
Receptions	7, @Notre Dame (2012)
Receiving Yards	76, Oregon St. (2012)
Receiving TD	1, @Georgia Tech (2012)
Long Reception	39, @Georgia Tech (2012)
All-purpose Yards	226, @Nevada (2013)

2014 RUSHING STATS

GP	ATT	YDS	Y/A	LNG	TD	REC	YDS	Y/R	LNG	TD
3	60	296	4.9	31	3	2	21	10.5	12	0

RECEIVING STATS

#10 | MITCH MATHEWS | WR | 6-6 | 215 | JR. | BEAVERTON, OR | SOUTHRIDGE HS



- Has caught TDs vs UConn and Houston
- Totaled 23 catches, 397 yards and four touchdowns in nine games and three starts in 2013
- Suffered a shoulder injury at Wisconsin last season that required season-ending shoulder surgery

CAREER HIGHS

Receptions	5, twice
Receiving Yards	112, @Utah St (2013)
Receiving TD	3, @Utah St (2013)
Long Reception	43, @Utah St (2013)
All-Purpose Yards	112, @Utah St (2013)

2014 RECEIVING STATS

GP	REC	YDS	Y/R	LNG	TD
4	16	134	8.4	26	2

#9 | JORDAN LESLIE | WR | 6-3 | 215 | SR. | HOUSTON, TX | UTEP



- Transferred to BYU with one year of eligibility left
- Graduated from UTEP with an electrical engineering degree
- Led UTEP with 44 receptions for 612 yards and 7 TD's last season


CAREER (@BYU) HIGHS

Receptions	7, @Texas
Receiving Yards	85, @Texas
Receiving TD	1, UVa
Long Reception	35, Houston
All-Purpose Yards	85, @Texas

2014 RECEIVING STATS

GP	ATT	YDS	Y/R	LNG	TD
4	19	227	11.9	35	1

#28 | ADAM HINE | RB | 6-1 | 208 | JR. | SANTA CLARA, UT | SNOW CANYON HS



- Phil Steele Preseason All-Independent First Team as a kick returner
- Scored his first career receiving touchdown at UConn
- Rushed for two scores in 41-7 victory at Texas

CAREER HIGHS

Rushing Attempts	12, @Houston (2013)
Rushing Yards	141, @Idaho St (2013)
Long Rush	64, Idaho State (2013)
Rushing TD	2, @Texas (2014)
Receptions	3, @UConn (2014)
Receiving Yards	25, @UConn (2014)
Receiving TD	1, @UConn (2014)
Long Reception	9, @UConn (2014)

2014 RUSHING STATS

GP	ATT	YDS	Y/A	LNG	TD	REC	YDS	Y/R	LNG	TD
4	14	50	3.6	16	2	4	30	7.5	9	1

RECEIVING STATS

CHART TOPPERS

QB Passing Yards (Career)

- 1. Ty Detmer 15,031
- 14. Sean Covey 4,447
- 15. Brandon Doman 4,354
- 16. Taysom Hill 4,239

QB Rushing Yards (Career)

- 1. Taysom Hill 2,108
- 2. Eldon Fortie 1,624
- 3. Virgil Carter 1,225
- 4. Steve Young 1,084

Rushing Yards (Career)

- 1. Harvey Unga 3,455
- 8. John Ogden 2,376
- 9. Jamaal Williams 2,304
- 10. Ronney Jenkins 2,040
- 11. Taysom Hill 2,108

THE BYU OFFENSE

- **BYU is successful when it strikes first.** The Cougars are on an nine-game winning streak when they are the first team to score. Last season, they finished 6-1 when scoring before their opponent. In the Bronco Mendenhall era, BYU is 64-8.
- **Go fast, go hard** has been the mantra of offensive coordinator Robert Anae. Against Texas, BYU ran 96 offensive plays. Last year with a new offense, the Cougars averaged 89.9 plays per game, the second most of any team in the country only behind Texas Tech. Comparatively, BYU ran 79.2 plays per game in 2012.
- **BYU has not been shut out for 128 consecutive games.** The last time the Cougars failed to score was in 2003 in a 3-0 loss to Utah. That loss was the only time BYU has not produced points since 1975. BYU has scored in the last 485 of 486 games since 1975.
- **Only three active quarterbacks in the nation** have recorded more games with 100+ rushing yards than Taysom Hill's eight such games (Braxton Miller-Ohio State, Kennan Reynolds-Navy, Cody Fajardo-Nevada). Against Texas, he ran for 99 yards (after accounting for yards lost from sacks). Versus the Huskies, Hill threw for 308 yards and three touchdowns while also rushing for 97 yards and two more scores.
- With seven rushing touchdowns through four weeks, **Hill is tied for first among all FBS quarterbacks in touchdowns scored** and is ninth among all players in that category.
- At the end of the 2013 season, **Hill ranked No. 10 in the country** with an average of 329.4 yards per game of total offense. Hill earned the No. 1 all-time spot among BYU quarterbacks with 1,680 career rushing yards. Then a sophomore, he also ranked No. 19 in the FBS in rushing yards with 1,344 on the year.



OFFENSIVE PLAYERS SEASON/CAREER HIGHS IN A GAME

<p>#3 COLBY PEARSON WR Long Rec. 11, Houston/60, @USU Rec. 3, @UConn/same '13 Rec. Yds 47, @UConn/same Rec. TD 0/same Long Rec. 30, @UConn/same</p>	<p>#19 DEVON BLACKMON WR/PR Rec. 2, UVa/same Rec. Yds 55, UVa/same Rec. TD 0/same Long Rec. 9, @UConn/same K Ret. 1, four times/3, @UVa '13</p>	<p>#16 PAUL LASIKE RB Rec. 3, @UConn/same Rec. Yds 25, @UConn/same Rec. TD 1, @UConn/same Long Rec. 9, @UConn/same K Ret. 1, four times/3, @UVa '13</p>
<p>#4 TAYSOM HILL QB Comp. 28, @UConn/29, @HOU '13 Attempts 36, @UConn/48, twice Pass Yds 308, @UConn/417, @HOU '13 Pass TD 3, @UConn/4, @Houston '13 Long Pass 56, UVa/60, @USU '13 Rushes 26, Houston/34, @Houston '13 Rush Yds 160, Houston/259, TEX '13 Rush TD 3, @Texas/3, twice Long Rush 30, @Texas/68, twice</p>	<p>#21 JAMAAL WILLIAMS RB Rushes 28, Houston/33, @UVa '13 Rush Yds 139, Houston/219, @Nevada '13 Rush TD 2, Houston/3, twice Long Rush 31, @Texas/70, Idaho State '13 Rec. 1, twice/7, @Notre Dame '12</p>	<p>#33 PAUL LASIKE RB Rushes 9, @UConn/15, TEX '13 Rush Yds 49, @UConn/101, @ND '13 Rush TD 0/2, Hawai'i '12 Long Rush 14, Houston/46, @ND '13 Rec. 4, @UConn/same Rec. Yds 23, @UConn/25, Hawai'i '12 Rec. TD 0/same Long Rec. 11, @UConn/25, Hawai'i '12</p>
<p>#9 JORDAN LESLIE WR Rec. 7, @Texas/same Rec. Yds 85, @Texas/same Rec. TD 1, UVa/same Long Rec. 35, Houston/same</p>	<p>#24 ALGERNON BROWN RB Rushes 6, twice/16, @USU '13 Rush Yds 35, @UConn/68, Mid Ten '13 Rush TD 0/1, twice Long Rush 15, @Texas/23, Idaho State '13</p>	<p>#84 DEVIN MAHINA TE Rec. 1, three times/4, Boise St '13 Rec. Yds 16, Houston/40, Boise St '13 Rec. TD 0/1, twice Long Rec. 16, Houston/38, San Diego St.'12</p>
<p>#10 MITCH MATHEWS WR Rec. 5, @UConn/5, twice Rec. Yds 62, @UConn/112, @USU '13 Rec. TD 1, twice/3, @USU '13 Long Rec. 26, @UConn/43, @USU '13</p>	<p>#11 TEREHN HOUK WR Rec. 4, @UConn/same Rec. Yds 58, @UConn/same Rec. TD 1, @UConn/same Long Rec. 35, @UConn/same</p>	<p>#87 MITCHELL JUERGENS WR/PR Rec. 2, @UConn/same Rec. Yds 53, UVa/same Rec. TD 1, UVa/same Long Rec. 50, UVa/same P Ret. 3, @Texas/same P Ret. Yds 26, @Texas/same P Ret. TD 0/same Long P Ret. 24, @UConn/same</p>
<p>#13 KURT HENDERSON WR Rec. 1, Houston/1, six times Rec. Yds 11, Houston/60, @USU '13 Rec. TD 0/same</p>	<p>#28 ADAM HINE RB/KR Rushes 6, @UConn/12, @HOU '13 Rush Yds 29, @Texas/141, Idaho State '13 Rush TD 2, @Texas/same</p>	<p>#28 ADAM HINE RB/KR Rushes 6, @UConn/12, @HOU '13 Rush Yds 29, @Texas/141, Idaho State '13 Rush TD 2, @Texas/same</p>



THE BYU DEFENSE

- **BYU's run defense has been dominant.** The defense has allowed only 17 rushing touchdowns dating back to 2012. It allowed just five in 2012, nine in 2013 and three so far in 2014. At 88.75 rushing yards per game, BYU ranks No. 12 in the country.
- **In the past nine seasons, BYU has finished ranked in the top 25 in various national statistical categories 61 times on defense.** Currently, BYU ranks in the top 25 in defensive rushing yards per game and scoring defense.
- **Lengthening the field.** The Cougars have allowed just seven rushing plays of 10 or more yards this season, tied with Alabama for No. 1 in the nation. For the 2013 season, BYU allowed opponents 154 plays of 10 yards or more to rank No. 19 in the country.
- **Points per game.** So far this season, the Cougars are allowing 18.8 points per game for the 25th-ranked scoring defense in the nation. They finished No. 14 nationally in 2013 for points per play and No. 24 for points per game.
- **Shutting down the offense.** The defense is tied for 19th nationally in opponent blue zone touchdown conversions with a 43.75 percentage. BYU is also tied for No. 27 in the nation for yards allowed per play with 4.65.



DEFENSIVE PLAYERS SEASON/CAREER HIGHS IN A GAME

#2 DALLIN LEAVITT DB		#15 MICHAEL DAVIS DB		#47 ZAC STOUT LB	
Tackles	7, @Texas/same	Tackles	8, @UConn/same	Tackles	10, @UConn/same
Solo	6, @Texas/same	Solo	7, @UConn/same	Solo	6, @UConn/same
Assisted	3, @UConn/3 two times	Assisted	2, @Texas/same	Assisted	4, @UConn/same
TFL	2, @Texas/same	TFL	0/1, Idaho State	TFL	1.5, twice/same
Sacks	1, @Texas/same	Sacks	0/same	Sacks	1, @UConn/same
#4 ROBERTSON DANIEL DB		#20 CRAIG BILLS DB		#90 BRONSON KAUFUSI LB	
Tackles	6, @Texas/10, @USU '13	Tackles	10, UVa/15, @ND '13	Tackles	4, @UConn/7, GT '13
Solo	5, @Texas/7, @USU '13	Solo	6, HOU/9, Wash. '13	Solo	3, @UConn/5, @Nevada '13
Assisted	1, @Texas/3, three times	Assisted	5, UVa/11, @ND '13	Assisted	1, @UConn/3, GT '13
TFL	0/1, @HOU	TFL	0.5, UVa/1.5, @ND '13	TFL	2, @UConn/3, @Nevada '13
Sacks	0/1, @HOU	Sacks	0/same	Sacks	2, @UConn/2, two times
#5 ALANI FUA LB		#22 MANOA PIKULA LB		#91 TRAVIS TUILOMA DL	
Tackles	9, UVa/12, Boise St. '13	Tackles	5, UVa/5, @ND '13	Tackles	2, twice/4, Utah '11
Solo	8, UVa/same	Solo	3, three times/4, @Nevada '13	Solo	2, UVa/4, Utah '11
Assisted	3, @UConn/6, two times	Assisted	2, UVa/4, @ND '13	Assisted	2, @UConn/same
TFL	1, three times/2, Texas '13	TFL	1, HOU/2, @Nevada '13	TFL	0/1, Utah '11
Sacks	2, HOU/2, twice	Sacks	0/1, three times	Sacks	0/1, Utah '11
#6 JORDAN JOHNSON DB		#42 MICHAEL ALISA LB		#92 GRAHAM ROWLEY DL	
Tackles	3, UVa/6, two times	Tackles	4, twice/same	Tackles	3, UVa/3, twice
Solo	2, UVa/5, two times	Solo	3, @Texas/2, two times	Solo	2, UVa/1, 10 times
Assisted	1, UVa/3, two times	Assisted	3, @UConn/same	Assisted	1, four times/3, UCF '11
TFL	0/1, @San Jose St '12	TFL	1, @UConn/1 two times	TFL	0/1.5, New Mexico St '11
Sacks	0/0	Sacks	0/0	Sacks	0/1, two times
#7 SKYE POVEY DB		#43 JHERREMYA LEUTA-DOUYERE LB		#99 MARQUES JOHNSON DL	
Tackles	10, @UConn/same	Tackles	6, UVa/same	Tackles	2, @Texas/7, @Nevada '13
Solo	7, UVa/same	Solo	5, UVa/2, three times	Solo	1, twice/7, @Nevada '13
Assisted	5, @UConn/same	Assisted	4, @UConn/same	Assisted	1, twice/2, five times
TFL	1, @UConn/1, two times	TFL	0/1.5, @UVa '13	TFL	0/2, @Nevada '13
Sacks	1, @UConn/same	Sacks	0/same	Sacks	0/same
#11 JORDAN PREATOR DB		#44 REMINGTON PECK DL			
Tackles	5, @Texas/same	Tackles	2, twice/7, Utah '13		
Solo	5, @Texas/same	Solo	1, @Texas/4, GT '13		
Assisted	1, twice/same	Assisted	2, @UConn/3, Utah '13		
TFL	1, twice/same	TFL	1, UVa/1, four times		
Sacks	1, @Texas/same	Sacks	0/1, three times		



BYU SPECIAL TEAMS BY THE NUMBERS

- 1** Junior Adam Hine's 99-yard kickoff return touchdown was the first for BYU since 2011 when Cody Hoffman ran one back 93 yards in a home win over Central Florida.
- 3** Scott Arellano had a career-high three 60+ yard punts against Texas, registering punts of 60, 63 and 65 yards. He had 13 punts of 50+ yard in 2013 in his first year as the primary punter for the Cougars and already has eight four games into the season.
- 4** Matching his career high of four punts inside the 20-yard line, Scott Arellano helped swing momentum in favor of BYU in the win over Virginia.
- 9.2** First-year BYU player Devon Blackmon is averaging 9.2 yards per punt return for 42nd in the nation.
- 40.4** Adam Hine is averaging 40.4 yards per kickoff return. His average of 66 against Virginia is the highest average for a game in BYU history. The team is averaging 30.44 yards per kickoff return and is tied for 6th nationally.

BYU SP. TEAMS IN THE NCAA (as of 9/28)

TEAM

Yards/Punt Return	8.9 (61)
Yards/Kick Return	30.44 (5)
Punting Average	47.20 (6)
Net Punting	46.33 (1)
Kickoffs	59.46 (100)
Opponent Kick Returns	18.78 (38)
Opponent Punt Returns	3.25 (21)
Field Goal Percentage	83.3% (24)
Field Goals Made	5 (51)
PAT Kicking	100% (T-1)

INDIVIDUAL

Punt Yards/Game	Scott Arellano, 177.0 (76)
Yards/Punt Return	Devon Blackmon, 9.25 (42)
	Mitchell Juergens, 8.67 (48)
PR Yards/Game	Mitchell Juergens, 13.0 (68)
	Devon Blackmon, 12.3 (74)
Kickoff Return Yards/Game	Adam Hine, 50.5 (49)
Yards/Kickoff Return	Adam Hine, 40.40 (2)

#23 | SCOTT ARELLANO | P/H | 6-1 | 190 | SR. | SANTA YNEZ, CA | FOOTHILL COLLEGE



- Phil Steele Preseason All-Independent Second Team
- Received two weekly honors in 2013
- CFPA Honorable Mention Punter of the Week (9/8)
- CFPA National Punt Performer of the Week (9/22)
- FBS Independent Special Teams Player of the Week (9/22)

CAREER HIGHS

Punts	9, @Uva (2013)
Yards	368, @Uva (2013)
Punt Average	55.0, Uva (2014)
Long Punt	73, @Wisc (2013)
Punts inside 20	4, three times
Punts 50+	3, twice (2014)

2014 PUNTING STATS

PUNT	YDS	AVG	LNG	IN20	50+	FC	TB	BLK
15	708	47.2	65	9	8	4	0	0

OTHER SPECIAL TEAMERS

- #96 Kevin O'Mary, DS, Sr.**
The senior returns for his second season as the deep snapper. O'Mary, who is 6-foot-4, 241 pounds will use his size and speed to lead the punt coverage team this season.
- #19 Devon Blackmon, WR/PR, Jr.**
Riverside City College transfer Devon Blackmon has chipped in on punt return duties, averaging 9.2 yards per return with a long of 25.
- #87 Mitchell Juergens, WR/PR, So.**
With three-year punt returner JD Falslev now graduated, sophomore Mitchell Juergens has stepped in and is averaging 8.67 yards per return.

#28 | ADAM HINE | KR/RB | 6-1 | 208 | JR. | SANTA CLARA, UT | SNOW CANYON HS



- Phil Steele Preseason All-Independent First Team as a kick returner
- Ranked No. 46 in the nation with 50.5 kick return yards per game
- CFPA National Kickoff Return Performer of the Week (9/22)

CAREER HIGHS

Kick Returns	5, @Wisc (2013)
Kick Return Yards	132, Uva (2014)
Kick Return Avg	66.0, Uva (2014)
Long Kick Return	99, Uva (2014)

2014 PUNT RETURN STATS

RUSHING STATS

KICK RETURN STATS

GP	ATT	YDS	Y/A	LNG	TD	ATT	YDS	Y/A	LNG	TD	KR	YDS	AVG	LONG	TD
2	0	0	N/A	N/A	0	14	50	3.6	16	2	5	202	40.4	99	1

#27 | TREVOR SAMPSON | K | 5-11 | 183 | SR. | FRESNO, CA | FRESNO CITY COLLEGE



- Went 5-5 on PATs in season opener at UConn
- Scored 11 points in wins at Texas and against Virginia, going 5-5 on PATs and 2-2 on FGs

CAREER HIGHS

Longest FG	37 yards, Uva (2014)
Most PATs	5, twice (2014)
Most Points	11, Uva (2014)

2014 KICKOFF STATS

FIELD GOAL STATS

PAT STATS

GP	NO	YDS	AVG	0-19	20-29	30-39	40-49	50+	FGM	FGA	PCT	XPM	XPA	PCT	PTS
4	7	359	51.3	0-0	4-4	1-2	0-0	0-0	5	6	83.3	19	19	100.0	34

SPECIAL TEAMS LOOK

With an emphasis on special teams, the 2011 squad adopted an "old school" Cougar logo to represent the special teams. The Cougar head with the cap became the face of the team, donning special teamers practice gear along with the special teams flag carried out each game by a selected special teams player.



On Scott Arellano's Virginia performance:

"It might be one of the best performances by any punter since I've been the coach."

-Bronco Mendenhall



HEAD COACH**BRONCO MENDENHALL****YEARS AT BYU**

10th year as head coach, 12th at BYU

YEARS OVERALL

26th year

Entering his tenth season as head coach at Brigham Young University, Bronco Mendenhall has restored the Cougars' reputation as one of the nation's top college football programs. Taking over a BYU team that in 2005 was coming off three consecutive losing seasons, Mendenhall has guided his teams to nine straight bowl appearances, two outright conference championships before football independence in 2011, and regular national top-25 rankings.

Under Mendenhall's leadership, BYU has earned an 86-34 record to rank 12th in total wins among all FBS teams since 2005. Mendenhall also ranks 12th in winning percentage at .717 among active coaches with at least five years of FBS experience.

The Cougars finished the 2013 season with an 8-5 record after playing one of the toughest schedules in school history. BYU earned six of its eight wins over bowl teams, including then-No. 15 Texas, and faced nine bowl teams overall. Under Mendenhall BYU is one of only 12 programs to earn a bowl invitation each of the past nine years. Only Florida State (7) has achieved more than BYU's six bowl victories over that timeframe.

The Cougars set a program record with four consecutive bowl wins from 2009-12, helping Mendenhall become the first BYU head coach to win six bowls in a seven-year span. The Cougars received nine straight bowl invitations for the first time since a string of 17 consecutive bowl bids under Hall of Fame coach LaVell Edwards from 1978 through 1994. Mendenhall is the only coach in BYU football history to take his first nine teams to a bowl game, and is winning at the same pace as the legendary Edwards. Through his 116 games as BYU head coach, Mendenhall has a record of 82-34—almost identical to Edwards' 116-game mark of 83-32-1.

In 2006, Mendenhall was named the American Football Coaches Association Region IV Coach of the Year following an 11-2 season. In addition, the Football Writers Association of America named Mendenhall one of nine finalists for the prestigious Eddie Robinson Coach of the Year Award.

He has also served as the defensive coordinator for much of his tenure as the head coach. BYU has consistently fielded one of the nation's strongest defenses under Mendenhall's direction. Mendenhall's defense excels at keeping opponents out of the end zone, averaging a No. 20 national ranking in scoring defense over the past eight seasons, including three top-10 ratings. In 2012, the Cougars featured one of the greatest defenses in school history, allowing just 266.1 yards, including 86.9 rushing yards, and 14.0 points per game. Ranked No. 3 in total defense, No. 3 in scoring defense and No. 2 in rushing defense, the Mendenhall-coached unit held its first six opponents under 300 total yards (part of a streak of 12 consecutive such games dating back to 2011) and kept opposing offenses without a touchdown six times during the year. Adjusting to the team's up-tempo offense in 2013, BYU's defense ranked No. 12 in yards per play allowed despite defending more plays than all but four teams nationally. Only two teams that defended as many plays ranked better than the Cougars at defending their turf.

Another hallmark of Mendenhall's program has been the emphasis on balance and priorities in the many other facets of life outside of football. Reflecting that emphasis, BYU consistently received the most academic all-conference honorees each season as a conference member, while six Cougar student-athletes have earned seven Academic All-America citations under Mendenhall. Only four programs have had more Academic All-America citations during Mendenhall's tenure. In addition, BYU tops all FBS programs for the most selections to the NFF Hampshire Honor Society (3.2 GPA over college career) since the program began in 2007.

Mendenhall was elected in 2013 to the American Football Coaches Association Board of Trustees as the District 8 Representative and also serves on the Ethics Committee. He began his coaching career as a graduate assistant at his alma mater, Oregon State. He later coached at Snow College, Northern Arizona, became the youngest defensive coordinator in the Pac-10 at Oregon State, then went to Louisiana Tech and New Mexico before coming to BYU as a defensive coordinator in 2003.

COACHING EXPERIENCE

Brigham Young (2003-present)
Head coach (2005-present)
Defensive Coordinator (2003-04)

New Mexico (1998-2002)
Assistant Head Coach (2002)
Defensive Coordinator; Secondary (1998-2002)

Louisiana Tech (1997)
Secondary

Oregon State (1995-96)
Defensive Coordinator; Secondary (1996)
Defensive Line (1995)

Northern Arizona (1993-94)
Co-Defensive Coordinator; Secondary (1994)
Secondary (1993)

Snow College (1991-92)
Defensive Coordinator; Secondary

Oregon State (1989-90)
Graduate Assistant; Defensive Line

**MENDENHALL COACHING RECORD**

YEAR	RECORD	BOWL/RESULT
2005	6-6	Las Vegas (L, 35-28, Cal)
2006	11-2	Las Vegas (W, 38-8, Oregon)
2007	11-2	Las Vegas (W, 17-16, UCLA)
2008	10-3	Las Vegas (L, 31-21, Arizona)
2009	11-2	Las Vegas (W, 44-20, No. 18, Oregon State)
2010	7-6	New Mexico (W, 52-24, UTEP)
2011	10-3	Armed Forces (W, 24-21, Tulsa)
2012	8-5	Poinsettia Bowl (W, 23-6, San Diego)
2013	8-5	Fight Hunger Bowl (L, 31-16, Washington)
2014	4-0	Miami Bowl (if bowl eligible)
TOTAL	86-34	6-3 bowl record, longest streak is 4W

PLAYING CAREER

Two-year starter at Oregon State (1986-87); Played safety and linebacker; Team Captain ('87); Leo Gribkoff Memorial Award ('87) given to the most inspirational player; played at Snow College JC (1984-85) and was a Gridwire All-American; Team Captain; NJCAA National Champions (11-0); played at American Fork H.S. (1980-83)

EDUCATION

American Fork High School (1984)
Oregon State (1988; B.S., Phys. Ed.)
Oregon State (1990; Masters of Education, Exercise Physiology)

HOMETOWN

Alpine, Utah

PERSONAL/FAMILY

Married to Holly Johnston of Missoula, Mont. They have three sons, Cutter, Breaker and Raeder. His older brother, Mat, played football at BYU from 1975-79, before spending four years in the NFL with the Washington Redskins. Another brother, Marty, was a former Mr. Utah bodybuilder. Mendenhall's father, Paul, was a defensive end at BYU from 1953-54.

BYU OFFENSIVE STAFF**Off. coord./Asst. HC Robert Anae (Field)**

2013-present BYU offensive coordinator, assistant head coach; 2011-12 Arizona offensive line coach and run game coordinator; 2005-10 BYU offensive coordinator, inside receivers coach; 2000-04 Texas Tech offensive line coach; 1997-98 UNLV offensive line and run game coordinator; 1996 Boise State offensive line coach; 1992-05 Ricks College offensive line coach; 1990-91 BYU offensive grad assistant; 1986-87 Hawai'i offensive grad assistant.

Quarterbacks Jason Beck (Booth)

2013-present BYU quarterbacks coach; 2012 - Simon Fraser offensive coordinator; 2009-11 Weber State quarterbacks coach; 2008 LSU offensive intern; 2007 BYU offensive intern.

Running Backs Mark Atuaia (Field)

2013-present BYU running backs coach.

Offensive Line Garrett Tujague (Field)

2013-present BYU offensive line coach; 2007-12 College of the Canyons head coach; 1998-06 College of the Canyons assistant head coach, offensive line coach.

Receivers Guy Holliday (Booth)

2013-present BYU receivers coach; 2008-12 UTEP wide receivers coach and recruiting coordinator; 2007 Cornell wide receivers coach; 2003-06 Mississippi State wide receivers coach; 2000-02 Wide receivers and tight ends coach; 1995, 1998-99 Alabama State offensive coordinator and receivers state; 1995: Alabama State quarterbacks coach; 1992-94 Tuskegee offensive coordinator and running backs coach; 1991 Clark-Atlanta running backs coach

Grad. Asst. (Offense) Matt Edwards (Field)**Grad. Asst. (Offense) Preston Hadley (Field)****BYU DEFENSIVE STAFF****Def. Coord./Secondary Nick Howell (Field)**

2013-present BYU defensive coordinator and secondary coach; 2011-2012 BYU secondary coach and special teams coach; 2010 BYU outside linebackers coach; 2008-09 BYU defensive graduate assistant; 2007 BYU defensive intern; 2004-06 Ben Lomond High (Ogden, UT) head coach; 2003 Weber High (North Ogden, UT) defensive coordinator; 2002 Sky View High (Smithfield, UT) defensive line coach.

Defensive Line Steve Kaufusi (Field)

2002-present BYU defensive line coach; 1997-01 Utah defensive ends coach; 1995-96 Utah defensive line coach; 1994 Utah graduate assistant.

Inside Linebackers Paul Tidwell (Field)

2011-present BYU inside linebackers coach; 2005-10 BYU inside linebackers/recruiting coordinator; 2004 BYU special teams coordinator; 2002-03 BYU running backs/special teams coordinator; 2000-01 BYU running backs/recruiting coordinator; 1999-00 Louisiana Tech tight ends and special teams coach; 1998 Louisiana Tech defensive backs coach; 1995-97 Eastern Arizona Junior College head coach; 1988-94 Snow College head coach; 1984-87 Snow College defensive coordinator; 1979-83 North Sanpete (Mt. Pleasant, UT) head coach; 1978 Richfield High (Richfield, UT) head coach.

Out. LB /Sp. Teams Kelly Poppinga (Booth)

2013-present BYU outside linebackers and special teams coach; 2011-2012 BYU outside linebackers coach; 2010 BYU defensive graduate assistant and interim outside linebacker coach; 2009 BYU defensive intern.

Grad. Asst. (Defense) Brandon Bradley (Booth)**Grad. Asst. (Defense) Shane Hunter (Booth)**

TEAM OFFENSE**SCORED 70 POINTS OR MORE:**

BYU: 2001, Tulane (W, 70-35)
Opp: 2001, Hawai'i (L, 72-45)

SCORED 60-69 POINTS:

BYU: 2005, vs. Air Force (W, 62-41)
Opp: 2001, Hawai'i (L, 72-45)

SCORED 50-59 POINTS:

BYU: 2013, Idaho State (W, 59-13)
Opp: 2011, vs. Utah (L, 54-10)

SCORED DOUBLE-DIGITS EVERY QUARTER:

BYU: 2009, 10, 14, 21, 14 at UNLV (W, 59-21)
Opp: 2007, 14, 17, 14, 10 at Tulsa (L, 47-55)

DID NOT SCORE A TOUCHDOWN:

BYU: 2010, at TCU (L, 3-31)
Opp: 2012, vs. San Diego State (W, 20-6)

TOTAL OFFENSE 600 YARDS OR MORE:

BYU: 2013, 681 at HOU (W, 47-46)
Opp: 2001, 646 vs. Hawai'i (L, 72-45)

TOTAL OFFENSE 500-599 YARDS:

BYU: 2014, 523 vs. Houston (W, 33-25)
Opp: 2014, 519 vs. UVa (W, 41-33)

TOTAL OFFENSE 200 YARDS OR LESS:

BYU: 2012, 200 at Boise State (L, 7-6)
Opp: 2012, 187 at New Mexico State (W, 50-14)

PASSING 500 YARDS OR MORE:

BYU: 2007, 537 at Tulsa (L, 47-55)
Opp: 2001, 543 at Hawaii (L, 45-72)

PASSING 400-499 YARDS:

BYU: 2013, 417 at HOU (W, 47-46)
Opp: 2007, 435 at HOU (W, 47-46)

PASSING 300-399 YARDS:

BYU: 2014, 308 at UConn (W, 35-10)
Opp: 2014, 327 vs. UVa (W, 41-33)

PASSING 51-100 YARDS:

BYU: 2013, 98 at Nevada (W, 28-23)
Opp: 2012, 40 at Georgia Tech (W, 41-17)

PASSING 50 YARDS OR LESS:

BYU: 2003, 41 vs. Utah (L, 3-0)
Opp: 2012, 40 at Georgia Tech (W, 41-17)

PASSING 10 COMPLETIONS OR LESS:

BYU: 2012, 8 at Boise State (L, 7-6)
Opp: 2013, 10 Georgia Tech (W, 38-20)

PASSING 5 TOUCHDOWNS OR MORE:

BYU: 2012, 6 at New Mexico State (W, 50-14)
Opp: 2008, 5 at Utah (L, 48-24)

RUSHING 300 YARDS OR MORE:

BYU: 2014, 323 vs Houston (W, 33-25)
Opp: 2010, 409 at Air Force (L, 14-35)

RUSHING 200-299 Yards:

BYU: 2014, 248 at Texas (W, 41-7)
Opp: 2013, 235 at Notre Dame (L, 23-13)

RUSHING 51-100 YARDS:

BYU: 2012, 52 vs San Diego State (N) (W, 23-6)
Opp: 2014, 82 at Texas (W, 41-7)

RUSHING 50 YARDS OR LESS:

BYU: 2011, 11 vs. Utah (L, 54-10)
Opp: 2014, 10 vs. Houston (W, 33-25)

RUSHING ZERO YARDS OR LESS:

Opp: 2012, minus-5 vs. WSU (W, 30-6)

RUSHING 60 ATTEMPTS OR MORE:

BYU: 2014, 62 vs Houston (W, 33-25)
Opp: 2010, 65 at Air Force (L, 14-35)

RUSHING 50-59 ATTEMPTS:

BYU: 2014, 59 at Texas (W, 41-7)
Opp: 2013, 53 Georgia Tech (W, 38-20)

RUSHING 4 TOUCHDOWNS OR MORE:

BYU: 2014, 5 at Texas (W, 41-7)
Opp: 2010, 4 vs. Air Force (L, 14-35)

FIRST DOWNS 30 OR MORE:

BYU: 2014, 32 vs Houston (W, 33-25)
Opp: 2014, 35 vs. UVa (W, 41-33)

FIRST DOWNS 10 OR LESS:

BYU: 2010, 10 at TCU (L, 3-31)
Opp: 2012, 10 at New Mexico State (W, 50-14)

THIRD-DOWN CONVERSION 70% OR MORE:

BYU: 2011, 71% (10/14) vs. New Mexico St (W, 42-7)
Opp: 2005, 78% (7/9) at Wyoming (W, 35-21)

THIRD-DOWN CONVERSION 75% OR MORE:

BYU: 2011, 79% (11/14) at Oregon State (W, 38-28)
Opp: 2005, 78% (7/9) at Wyoming (W, 35-21)

THIRD-DOWN CONVERSION 80% OR MORE:

BYU: 2010, 92% (12/13) vs. Colorado State (W, 49-10)

THIRD-DOWN CONVERSION 90% OR MORE:

BYU: 2010, 92% (12/13) vs. Colorado State (W, 49-10)

INDIVIDUAL OFFENSE**ALL-PURPOSE 200-299 YARDS:**

BYU: 2013, J. Williams 226 at Nevada (W, 28-23)
Opp: 2011, J. Poyer 222 at Oregon State (W, 38-28)

ALL-PURPOSE 300 YARDS OR MORE:

BYU: 2007, A. Collie 366 at Tulsa (L, 47-55)

ALL-PURPOSE 2 PLAYERS 100 YARDS OR MORE:

BYU: 2014, J. Williams 139, T. Hill 160 vs. Houston (W, 33-25)
Opp: 2014, D. Spencer 133, D. Ayers 107 vs. Houston (W, 33-25)

ALL-PURPOSE 3 PLAYERS 100 YARDS OR MORE:

BYU: 2013, T. Hill 133, C. Hoffman 167, A. Hine 120 vs. Washington (L, 31-16)
Opp: 2013, C. McDaniel 163, T.J. Jones 108, D. Daniels 107 at Notre Dame (L, 23-13)

TOUCHDOWNS SCORED 4 OR MORE IN A QUARTER:

BYU: 1952, D. Felt (4 rushing) at San Jose State (L, 44-27) NCAA Record

TOUCHDOWNS SCORED 4 OR MORE IN A HALF:

BYU: 2010, L. Ashworth (4 receiving) at CSU (W, 49-10)*

INDIVIDUAL PASSING**PASSING 600 YARDS OR MORE:**

BYU: 1993, J. Walsh 619 at Utah State (L, 56-58)
Opp: Never

PASSING 500-599 YARDS:

BYU: 2007, M. Hall 537 yds at Tulsa (L, 55-47)
Opp: 2001, N. Rolovich 543 Hawai'i (L, 72-45)

PASSING 400-499 YARDS:

BYU: 2013, T. Hill 417 at HOU (W, 47-46)
Opp: 2007, P. Smith 454 at Tulsa (L, 55-47)

PASSING NO TOUCHDOWNS:

BYU: 2014, T. Hill at Texas (W, 41-7)
Opp: 2014, G. Lambert vs. UVa (W, 41-33)

PASSING 25-29 COMPLETIONS:

BYU: 2014, T. Hill 28 at UConn (W, 35-10)
Opp: 2013, J. Stave 23 at Wisconsin (L, 27-17)

PASSING 30-39 COMPLETIONS:

BYU: 2012, J. Lark 34 at New Mexico State (W, 50-14)
Opp: 2014, J. O'Korn 31 vs. Houston (W, 33-25)

PASSING 40-49 COMPLETIONS:

BYU: 2005, J. Beck 41 vs. Boston College (L, 3-20)

PASSING 50 ATTEMPTS OR MORE:

BYU: 2012, J. Lark 50 at New Mexico State (W, 50-14)
Opp: 2013, J. Arias 52 vs. Idaho State (W, 59-13)

PASSING 3 TOUCHDOWNS:

BYU: 2014, T. Hill 3 at UConn (W, 35-10)
Opp: 2014, J. O'Korn 3 vs. Houston (W, 33-25)

PASSING 4 TOUCHDOWNS:

BYU: 2013, T. Hill 4 at HOU (W, 47-46)
Opp: 2010, A. Dalton 4 at TCU (L, 3-31)

PASSING 5 TOUCHDOWNS:

BYU: 2012, J. Lark 6 at New Mexico State (W, 50-14)

PASSING 6 TOUCHDOWNS:

BYU: 2012, J. Lark 6 at New Mexico State (W, 50-14)

PASSING 7 TOUCHDOWNS OR MORE:

BYU: 2008, M. Hall 7 vs. UCLA (W, 59-0)

INDIVIDUAL RECEIVING**RECEIVING 150-199 YARDS:**

BYU: 2013, C. Hoffman 167 vs. Washington (L, 31-16)
Opp: 2013, D. Spencer 186 at HOU (W, 47-46)

RECEIVING 200 YARDS OR MORE:

BYU: 2008, D. Pitta 213 vs. Northern Iowa (W, 41-17)

RECEIVING 10-14 RECEPTIONS:

BYU: 2013, C. Hoffman 12 vs. Washington (L, 31-16)
Opp: 2014, D. Spencer 10 vs. Houston (W, 33-25)

RECEIVING 15 RECEPTIONS OR MORE:

BYU: 1973, J. Miller 22 vs. New Mexico (W, 56-21)

10 RECEIVERS WITH AT LEAST 1 CATCH:

BYU: 2014, 11 vs. Houston (W, 33-25)
Opp: 2014, 11 vs. UVa (W, 41-33)

RECEIVING 3 TOUCHDOWNS:

BYU: 2013, Mitch Mathews 3 at Utah State (W, 31-14)
Opp: 2007, C. Heinz 3 at Tulsa (L, 55-47)

RECEIVING 4 TOUCHDOWNS OR MORE:

BYU: 2012, C. Hoffman 5 at New Mexico State (W, 50-14)

RECEIVING 50-69 YARD TOUCHDOWN:

BYU: 2014, M. Juergens 50 yards from T. Hill vs. UVa (W, 41-33)
Opp: 2013, D. Daniels 61 yards from T. Rees at Notre Dame (L, 23-13)

RECEIVING 70-YARD TOUCHDOWN OR MORE:

BYU: 2009, M. Jacobson 79 at Wyoming (W, 52-0)
Opp: 2011, T. Davis 79 at Hawai'i (W, 41-20)

INDIVIDUAL RUSHING**RUSHING 20-29 CARRIES:**

BYU: 2014, T. Hill 26, J. Williams 24 vs. Houston (W, 33-25)
Opp: 2013, C. McDaniel 24 at Notre Dame (L, 23-13)

RUSHING 30-34 CARRIES:

BYU: 2013, T. Hill 31 vs. Washington (L, 31-16)
Opp: 2012, D.J. Harper 31 at Boise State (L, 7-6)

RUSHING 35 CARRIES OR MORE:

BYU: 1976, J. Blanc 36 vs. Wyoming (L, 29-34)
Opp: 2003, J. Jones 35 at Notre Dame (L, 33-14)

RUSHING 100-149 YARDS:

BYU: 2014, J. Williams 139 vs. Houston (W, 33-25)
Opp: 2013, C. McDaniel 117 at Notre Dame (L, 23-17)

RUSHING 150-199 YARDS:

BYU: 2014, T. Hill 160 vs. Houston (W, 33-25)
Opp: 2013, J. White 150 at Wisconsin (L, 27-17)

RUSHING 200 YARDS OR MORE:

BYU: 2013, J. Williams 219 at Nevada (W, 28-23)
Opp: 2001, H. Childs 237 vs. Colorado State (W, 56-34)

RUSHING TWO 100-YARD RUSHERS:

BYU: 2014, T. Hill 160, J. Williams 139 vs. Houston (W, 33-25)
Opp: 2012, Riddick 143, C. Wood 114 at Notre Dame (L, 17-14)

RUSHING THREE 100-YARD RUSHERS:

BYU: 2001, L. Staley 142, B. Doman 116, B. McDonald 110; vs. Tulane (W, 70-35)

RUSHING 5 TOUCHDOWNS OR MORE:

BYU: 2001, L. Staley 5 vs. Colorado State (W, 56-34)

RUSHING 4 TOUCHDOWNS:

BYU: 2005, C. Brown 4 vs. Air Force (W, 62-41)
Opp: 2002, C. Harridge 4 Air Force (L, 52-9)

RUSHING 3 TOUCHDOWNS:

BYU: 2014, T. Hill 3 at Texas (W, 41-7)
Opp: 2011, J. White 3 vs. Utah (L, 54-10)

RUSHING 50-69-YARD TOUCHDOWN:

BYU: 2013, J. Williams 66 yards at Nevada (W, 28-23)
Opp: 2011, P. McCarty 82 yards vs. Idaho (W, 42-7)

RUSHING 70-YARD TOUCHDOWN OR MORE:

BYU: 2013, J. Williams 70 yards vs. Idaho State (W, 59-13)
Opp: 2011, P. McCarty 82 yards vs. Idaho (W, 42-7)

TEAM DEFENSE**TACKLES 90-99:**

BYU: 2013, 96 vs. Boise State (W, 37-20)
Opp: 2014, 95 vs. Houston (W, 33-25)

TACKLES 100 OR MORE:

BYU: 2009, 110 vs. Air Force (W, 38-21)
Opp: 2013, 117 at Houston (W, 47-46)

TACKLES 3 WITH DOUBLE-DIGITS:

BYU: 2013, U. Unga 17, S. Hadley 12, A. Fua 12 vs. Boise State (W, 37-20)
Opp: 2014, D. Mathews 14, E. Oliphant 12, S. Taylor 10 vs. Houston (W, 33-25)

TACKLES 4 WITH DOUBLE-DIGITS:

BYU: 2009, Denney 13, Johnson 11, Doman 11, Jorgensen 10 vs. Air Force (W, 38-21)
Opp: 2013, Oliphant 16, Taylor 15, McDonald 13, Mathews 12, Stewart 10, McMillian 10 at HOU (W, 47-46)

SACKS 5 OR MORE:

BYU: 2012, 5 at New Mexico State (50-14)
Opp: 2014, 6 at Texas (W, 41-7)

TURNOVERS CAUSED 4-5:

BYU: 2014, 4 at Texas (W, 41-7)
Opp: 2014, 4 vs. Houston (W, 33-25)

TURNOVERS CAUSED 6 OR MORE:

BYU: 2008, 6 vs. Wyoming (W, 44-0)
Opp: 2011, 7 vs. Utah (L, 54-10)

INTERCEPTIONS 4 OR MORE:

BYU: 2006, 4 vs. UNLV (W, 52-7)
Opp: 2008, 5 at Utah (L, 24-48)

FUMBLES RECOVERED 3-4:

BYU: 2014, 3 at Texas (W, 41-7)
Opp: 2013, 4 vs. Mid. Tenn. (W, 37-10)

FUMBLES RECOVERED 5 OR MORE:

Opp: 2011, 6 vs. Utah (L, 54-10)

FUMBLES FORCED 5 OR MORE:

BYU: 2008, 5 vs. Northern Iowa (W, 41-17)
Opp: 2011, 7 vs. Utah (L, 54-10)

SAFETY WAS SCORED:

BYU: 2014, vs. Houston (W, 33-25)
Opp: 2013, at HOU (W, 47-46)

INDIVIDUAL DEFENSE**TACKLES 15 OR MORE:**

BYU: 2013, U. Unga 19, C. Bills 15 at Notre Dame (L, 23-13)
Opp: 2013, E. Oliphant 16, S. Taylor 15 at HOU (W, 47-46)

TACKLES FOR LOSS 4 OR MORE:

BYU: 2012, K. Van Noy 4.5 at Utah (L, 24-21)
Opp: 2014, M. Brown 5 at Texas (W, 41-7)

SACKS 2:

BYU: 2014, B. Kaufusi 2 at UConn (W, 35-10)
Opp: 2013, C. Borland 2 at Wisconsin (L, 27-17)

SACKS 3:

BYU: 2007, J. Jorgensen 3 vs. Colo. St. (W, 35-16)
Opp: 2014, M. Brown 3 at Texas (W, 41-7)

SACKS 4 OR MORE:

BYU: 1999, S. Gali 4 vs. New Mexico (W, 31-7)
Opp: 2008, J. Hughes 4 vs. TCU (L, 32-7)

INTERCEPTION RETURNED FOR A TD:

BYU: 2013, B. Kaufusi vs. Idaho State (12 yds) (W, 59-13)
Opp: 2013, D. Mathews at HOU (29 yds) (W, 47-46)

INTERCEPTIONS 2:

BYU: 2010, A. Rich vs. UTEP (W, 52-24)
Opp: 2013, T. Bates at HOU (W, 47-46)

INTERCEPTIONS 3 OR MORE:

BYU: 2000, T. Smith vs. Wyoming (W, 19-7)

FUMBLE WAS RETURNED FOR A TD:

BYU: 2012, K. Van Noy vs. San Diego State (N) (W, 23-6)
Opp: 2012, M. Lee at Utah (L, 24-21)

FUMBLE FORCED 2:

BYU: 2011, B. Ogletree 2 vs. Oregon St (W, 38-28)
Opp: 2012, K. Smith 2 at San Jose State (L, 20-14)

FUMBLE RECOVERIES 3 OR MORE:

BYU: 2005, J. Luettgerodt at Wyoming (W, 35-21)

SPECIAL TEAMS**SCORED 15 OR MORE POINTS KICKING:**

BYU: 2013, J. Sorensen 16 vs. Texas (W, 40-21)
Opp: 2014, I. Frye 15 vs. UVa (W, 41-33)

FIELD GOAL 40-49 YARDS:

BYU: 2013, J. Sorensen 45 vs. Washington (L, 31-16)
Opp: 2014, I. Frye 46 vs. UVa (W, 41-33)

FIELD GOAL 50 YARDS OR MORE:

BYU: 2006, J. McLaughlin 53 yards at Air Force (W, 33-14)
Opp: 2013, K. Brindza 51 yards at Notre Dame (L, 23-13)

FIELD GOAL WAS BLOCKED:

BYU: 2013, L. Tæle at Nevada (W, 28-23)
Opp: 2013, J. Jones at Notre Dame (L, 23-13)

FIELD GOAL BLOCKED FOR A TOUCHDOWN:

BYU: 2001, R. Denney at SDSU (W, 59-21)

FIELD GOALS 4 OR MORE CONVERTED:

BYU: 2013, J. Sorensen 4 vs. Texas (W, 40-21)
Opp: 2014, I. Frye 4 vs. UVa (W, 41-33)

FIELD GOAL GAME-WINNING:

BYU: 2001, at Mississippi State (W, 41-38)
Opp: 2006, at Arizona (L, 16-13)

PAT 10 OR MORE CONVERTED:

BYU: 2001, M. Payne 10 vs. Tulane (W, 70-35)

BLOCKED A PAT:

BYU: 2012, R. Tiavalea at San Jose State (L, 20-14)
Opp: 2012, B. Yap vs. Hawaii (W, 47-0)

TWO-POINT PAT WAS CONVERTED:

BYU: 2011, R. Nelson vs. TCU (L, 38-28)
Opp: 2009, D. Reed vs. Utah (W, 26-23)

KICKOFF RETURN TEAM 150 YARDS OR MORE:

BYU: 2011, 167 vs. TCU (L, 38-28)
Opp: 2013, 168 vs. Washington (L, 31-16)

KICKOFF RETURN 100 TOTAL YARDS OR MORE:

BYU: 2014, A. Hine 132 vs. UVa (W, 41-33)
Opp: 2014, M. Johnson 142 at Texas (W, 41-7)

KICKOFF RETURN 50-99 YARDS:

BYU: 2013, A. Hine 99 vs. UVa (W, 41-33)
Opp: 2013, D. Ayers 95 at HOU (W, 47-46)

KICKOFF RETURN 100 YARDS:

BYU: 1996, J. Dye vs. UTEP (W, 40-18)

KICKOFF RETURN FOR A TOUCHDOWN:

BYU: 2014, A. Hine vs. UVa (W, 41-33)
Opp: 2013, J. Ross vs. Washington (L, 31-16)

PUNT RETURN TEAM 100 YARDS OR MORE:

BYU: 2013, 107 vs. Mid. Tenn. (W, 37-10)

PUNT RETURN FOR A TD:

BYU: 2011, J. Falslev vs. TCU (L, 38-28)
Opp: 2001, C. Owens at Hawaii (L, 72-45)

PUNT WAS BLOCKED:

BYU: 2012, by K. Van Noy at San Diego State (N) (W, 23-6)
Opp: 2013, by C. Milton Georiga Tech (W, 38-20)

PUNT BLOCKED FOR A TOUCHDOWN:

BYU: 2004, by G. Lovely at Air Force (W, 41-24)
Opp: 2005, by C. Wells, TD by G. Rybak vs. Air Force (W, 62-41)

PUNT 60-69 YARDS:

BYU: 2014, S. Arellano 65 vs. UVa (W, 41-33)
Opp: 2014, A. Vozenilek 62 vs. UVa (W, 41-33)

PUNT 70 YARDS OR MORE:

BYU: 2013, S. Arellano 73 at Wisconsin (L, 27-17)
Opp: 2011, T. Campbell 73 at Ole Miss (W, 14-13)

PUNT AVERAGE 50 OR MORE (min. 3):

BYU: 2014, S. Arellano 55.0 vs. UVa (W, 41-33)
Opp: 2014, A. Vozenilek 50.7 vs. UVa (W, 41-33)

DID NOT PUNT DURING ENTIRE GAME:

BYU: 2011, vs. San Jose State (W, 29-16)

GENERAL**DEFEATED A RANKED OPPONENT:**

BYU: 2014, at No. 25 Texas (W, 41-7)
Opp: 2012 at Utah (L, 24-21)

THE LAST TIME OVERTIME WAS PLAYED:

BYU: 2009, vs. Utah (W, 26-23)

TEAM WAS AHEAD AT HALF AND LOST:

BYU: 2013, at Virginia (ahead 7-3, lost 19-16)
Opp: 2014, vs. UVa (ahead 16-13, lost 41-33)

SHUTOUT BY OPPONENT IN FIRST HALF:

BYU: 2013, at Nevada (W, 28-23)
Opp: 2014, at Texas (W, 41-7)

SHUTOUT BY OPPONENT IN SECOND HALF:

BYU: 2013, vs. Washington (L, 31-16)
Opp: 2012, vs. San Diego State (W, 23-6)

SHUTOUT BY OPPONENT:

BYU: 2003, vs. Utah (L, 3-0)
Opp: 2012, vs. Hawaii (W, 47-0)

PENALTIES 10 OR MORE:

BYU: 2014, 12 vs. UVa (W, 41-33)
Opp: 2013, 10 at HOU (W, 47-46)

PENALTY YARDS 100 OR MORE:

BYU: 2014, 12-133 vs. UVa (W, 41-33)
Opp: 2012, 10-112 at Utah (L, 24-21)

PENALTIES 1 OR LESS:

BYU: 2010, vs. Nevada (L, 13-27)
Opp: 2011, vs. Tulsa (W, 24-21)

NO TURNOVERS:

BYU: 2014 vs. UVa (W, 41-33)
Opp: 2014 vs. Houston (W, 33-25)

TIME OF POSSESSION 40 MINUTES OR MORE:

BYU: 2010, 45:01 vs. San Diego State (W, 24-21)
Opp: 2014, 40:55 vs. UVa (W, 41-33)



Box Score (Final)
2014 BYU Cougars
BYU Cougars vs UConn (Aug 29, 2014 at East Hartford, Conn.)

Score by Quarters	1	2	3	4	Total
BYU Cougars	14	14	0	7	35
UConn	0	7	0	3	10

Qtr Time Scoring play
 1st 09:56 **BYU - HILL, Taysom** 7 yd run (SAMSON, Trevor kick), 15-75 5:04
 09:35 **BYU - MATHEWS, Mitch** 26 yd pass from HILL, Taysom (SAMSON, Trevor kick), 1-26 0:06
 2nd 09:13 **BYU - HINE, Adam** 7 yd pass from HILL, Taysom (SAMSON, Trevor kick), 5-46 1:21
 02:33 **UConn - MARRINER, Josh** 1 yd run (PUYOL, Bobby kick), 6-52 2:16
 01:03 **BYU - HOUK, Terren** 35 yd pass from HILL, Taysom (SAMSON, Trevor kick), 5-69 1:30
 11:48 **UConn - PUYOL, Bobby** 35 yd field goal, 10-37 3:58
 04:06 **BYU - HILL, Taysom** 26 yd run (SAMSON, Trevor kick), 6-98 1:35

	BYU	UConn
FIRST DOWNS	27	23
RUSHES-YARDS (NET)	37-205	31-71
PASSING YDS (NET)	308	284
Passes Att-Comp-Int	36-28-0	48-25-1
TOTAL OFFENSE PLAYS-YARDS	73-513	79-355
Fumble Returns-Yards	0-0	0-0
Punt Returns-Yards	2-4	1-1
Kickoff Returns-Yards	4-5	6-114
Interception Returns-Yards	1-0	0-0
Punts (Number-Avg)	3-43.0	4-35.8
Fumbles-Lost	2-2	1-1
Penalties-Yards	15-150	8-90
Possession Time	26:28	33:32
Third-Down Conversions	5 of 12	8 of 17
Fourth-Down Conversions	1 of 1	1 of 4
Red-Zone Scores-Chances	2-3	2-5
Sacks By: Number-Yards	4-18	1-1

RUSHING: BYU Cougars-HILL, Taysom 12-97; LASIKE, Paul 9-49; BROWN, Algermon 6-35; HINE, Adam 6-15; JUERGENS, Mitch 1-5; CARTER, Nate 3-4. UConn-DELORENZO, Max 9-38; MARRINER, Josh 9-27; NEWSOME, Arnel 3-10; JOHNSON, Ron 3-9; FEAGLES, Blake 1-6; COCHRAN, Casey 1-minus 6; WHITMER, Chan 5-minus 13.

PASSING: BYU Cougars-HILL, Taysom 28-36 0-308. UConn-COCHRAN, Casey 17-31 1-171; WHITMER, Chan 8-17 0-113.

RECEIVING: BYU Cougars-MATHEWS, Mitch 5-62; HOUK, Terren 4-58; BROWN, Algermon 4-44; LASIKE, Paul 4-23; PEARSON, Colby 3-47; HINE, Adam 3-25; LESLIE, Jordan 2-22; JUERGENS, Mitch 2-19; MAHINA, Devin 1-9. UConn-DAVIS, Jeremy 7-96; ABRAMS, Kamal 3-58; MCQUILLAN, Sean 3-33; BLOOM, Alec 2-24; THOMAS, Noel 2-18; FOX, Deshon 2-8; NEWSOME, Arnel 1-18; MARRINER, Josh 1-17; BRADLEY, Dhaamee 1-15; JOHNSON, Ron 1-11; MYERS, Tommy 1-3; CLAX, Jazmar 1-3.

INTERCEPTIONS: BYU Cougars-BILLS, Craig 1-0. UConn-None.

FUMBLES: BYU Cougars-BROWN, Algermon 1-1; MATHEWS, Mitch 1-1. UConn-DELORENZO, Max 1-1.

BYU Cougars (1-0) vs. UConn (0-1)
 Date: Aug 29, 2014 • Site: East Hartford, Conn. • Stadium: Rentschler Field
 Attendance: 35150

Kickoff time: 7:02 pm • End of Game: 10:31 pm • Total elapsed time: 3:29
 Officials: Referee: Tracy Jones; Umpire: Greg Brenner; Linesman: Chad Lorange;
 Line judge: Lance Thompson; Back judge: Keith Parham; Field judge: Dan Gallagher;
 Side judge: George Listus; Alternate: Andy Prince;
 Temperature: 75 • Wind: S at 7 • Weather: Clear and mild

Box Score (Final)
2014 BYU Cougars
BYU Cougars vs No. 25 Texas (Sep 06, 2014 at Austin, Texas)

Score by Quarters	1	2	3	4	Total
BYU Cougars	3	3	28	7	41
No. 25 Texas	0	0	7	0	7

Qtr Time Scoring play
 1st 03:30 **BYU - SAMSON, Trevor** 21 yd field goal, 8-71 2:54
 2nd 06:34 **BYU - SAMSON, Trevor** 29 yd field goal, 6-12 2:16
 3rd 12:06 **BYU - HILL, Taysom** 30 yd run (SAMSON, Trevor kick), 9-75 2:54
 09:22 **BYU - HINE, Adam** 16 yd run (SAMSON, Trevor kick), 5-55 1:09
 05:51 **BYU - HILL, Taysom** 2 yd run (SAMSON, Trevor kick), 7-29 2:31
 04:33 **BYU - HILL, Taysom** 1 yd run (SAMSON, Trevor kick), 4-24 1:08
 00:29 **UT - Harris, John** 13 yd pass from Swoopes, Tyrone (Rose, Nick kick), 13-75 4:04
 00:05 **BYU - HINE, Adam** 8 yd run (SAMSON, Trevor kick), 9-45 3:35

	BYU	UT
FIRST DOWNS	28	15
RUSHES-YARDS (NET)	60-248	35-82
PASSING YDS (NET)	181	176
Passes Att-Comp-Int	28-18-1	31-20-1
TOTAL OFFENSE PLAYS-YARDS	88-429	66-258
Fumble Returns-Yards	0-0	1-4
Punt Returns-Yards	4-24	1-6
Kickoff Returns-Yards	1-19	7-142
Interception Returns-Yards	1-0	1-0
Punts (Number-Avg)	4-47.2	8-42.6
Fumbles-Lost	2-1	3-3
Penalties-Yards	6-40	6-64
Possession Time	34:13	25:47
Third-Down Conversions	6 of 15	3 of 15
Fourth-Down Conversions	1 of 2	1 of 2
Red-Zone Scores-Chances	6-6	1-2
Sacks By: Number-Yards	3-18	6-35

RUSHING: BYU Cougars-HILL, Taysom 24-99; WILLIAMS, Jamaa 19-89; HINE, Adam 4-29; BROWN, Algermon 6-29; CARTER, Nate 3-4; LASIKE, Paul 1-2; Team 3-minus 4. No. 25 Texas-Gray, Johnathan 14-47; Brown, Malcolm 14-28; Swoopes, Tyrone 7-7.

PASSING: BYU Cougars-HILL, Taysom 18-28-1-181. No. 25 Texas-Swoopes, Tyrone 20-31-1-176.

RECEIVING: BYU Cougars-LESLIE, Jordan 7-85; BROWN, Algermon 4-40; MATHEWS, Mitch 4-24; HOUK, Terren 1-14; WILLIAMS, Jamaa 1-12; MAHINA, Devin 1-6. No. 25 Texas-Harris, John 8-77; Shipley, Jaxon 5-36; Johnson, Marcus 2-20; Swain, Geoff 2-14; Joe, Lorenzo 1-22; Gray, Johnathan 1-5; Brown, Malcolm 1-2.

INTERCEPTIONS: BYU Cougars-ALISA, Mike 1-30. No. 25 Texas-Diggs, Quadre 1-0.

FUMBLES: BYU Cougars-WILLIAMS, Jamaa 1-0; HILL, Taysom 1-1. No. 25 Texas-Harris, John 1-1; Gray, Johnathan 1-1; Johnson, Marcus 1-1.

BYU Cougars (2-0) vs. No. 25 Texas (1-1)
 Date: Sep 06, 2014 • Site: Austin, Texas • Stadium: DKR Texas Memorial
 Attendance: 93463

Kickoff time: 6:36 PM • End of Game: 9:54 PM • Total elapsed time: 3:18
 Officials: Referee: Mike Defee; Umpire: Robert Richman; Linesman: Al Green;
 Line judge: Walt Coleman; Back judge: Terry White; Field judge: Nick Lave;
 Side judge: Shane Standley; Alternate: Carlos Owens;
 Temperature: 95 • Wind: SE 9 mph • Weather: Sunny; 39% humidity

SACKS (UA-A): BYU Cougars-KALFUSI, Bronson 2-0; STOUT, Zac 1-0; POVEY, Sloye 1-0. UConn-ASHIRU, Jeffers 0-1; STAPLETON, Cam 0-1.

TACKLES (UA-A): BYU Cougars-STOUT, Zac 6-4; POVEY, Sloye 5-5; DAVIS, Michael 7-1; BILLS, Craig 4-1; LEUTA-DOUVERE 1-4; KALFUSI, Bronson 3-1; LEAVITT, Dallin 1-3; ALISA, Mike 1-3; PREATOR, Jordan 2-1; TAKITAKI, Sione 1-2; HEDER, Austin 1-2; FUA, Alani 0-3; PEARSON, Colby 1-1; KAUTAI, Teu 1-1; PECK, Remington 0-2; TULLOHA, Travis 0-2; POKULA, Manoa 1-0; TALE, Logan 1-0; HINE, Adam 1-0; MAHINA, Devin 1-0; WARNER, Fred 0-1; ROWLEY, Graham 0-1. UConn-STEWART, Graham 5-6; VANN, Marquise 5-6; ASHIRU, Jeffers 4-7; ADAMS, Andrew 5-3; JONES, Byron 2-3; FRANK, Reuben 0-5; JOSEPH, Junior 1-3; SUMMERS, Jamar 2-1; ADEYEMI, Kerton 2-1; MELFOMWU, Obi 2-1; MCBRYDE, B.J. 0-3; FATUKADI, Foley 2-0; MYERS, Mikel 1-1; WILLIAMS, Jhava 1-1; CAMPENNI, Julia 0-2; ORMSBY, Cole 1-0; THOMAS, Noel 1-0; MAROER, Ellis 1-0; WALSH, Matthew 1-0; STAPLETON, Cam 0-1; HICKS, Jon 0-1; GREEN, John 0-1.

Game Starters:

BYU Cougars			UConn		
Pos	#	OFFENSE	Pos	#	OFFENSE
WR	10	MATHEWS, Mitch	WR	4	FOX, Deshon
WR	9	LESLIE, Jordan	WR	25	DAVIS, Jeremy
LT	71	LAPUJANO, Iliu	LT	71	LEVY, Richard
LG	67	JOHNSON, Kyle	LG	65	CRUZ, Gus
C	56	KOROMA, Tejan	C	73	MATEAS, Alex
RG	74	STRINGHAM, Broc	RG	60	SANIRA, Tyler
RT	57	WESLEY, De'OnDr	RT	78	GIFFORD, Dalton
QB	4	HILL, Taysom	TE	49	MCQUILLAN, Sean
WR	27	JUERGENS, Mitch	QB	12	COCHRAN, Casey
FB	33	LASIKE, Paul	TB	44	DELORENZO, Max
TE	84	MAHINA, Devin	TB	34	CLAX, Jazmar

BYU Cougars			UConn		
Pos	#	DEFENSE	Pos	#	DEFENSE
DE	52	ROWLEY, Graham	DE	56	PRUITT, Angela
NT	91	TULLOHA, Travis	DT	97	MCBRYDE, B.J.
DE	44	PECK, Remington	NG	90	CAMPENNI, Julia
LB	5	FUA, Alani	DE	47	FRANK, Reuben
LB	47	STOUT, Zac	LB	2	STEWART, Graham
LB	43	LEUTA-DOUVERE	LB	32	ASHIRU, Jeffers
LB	90	KALFUSI, Bronson	LB	46	VANN, Marquise
LB	15	DAVIS, Michael	CB	16	JONES, Byron
DB	21	PREATOR, Jordan	S	20	MELFOMWU, Obi
DB	20	BILLS, Craig	S	22	ADAMS, Andrew
DB	7	POVEY, Sloye	CB	6	WILLIAMS, Jhava

BYU Cougars: 08-STEWART, Chris, 08-JACKSON, Harvey, 10-NAJIA, Kai, 1-APU, Ross, 2-LEAVITT, Dallin, 3-PEARSON, Colby, 11-HOUK, Terren, 13-NEBERSON, Kurt, 17-BADGER, Chris, 22-POKULA, Manoa, 23-ARELLANO, Scott, 24-BROWN, Algermon, 25-KAUTAI, Teu, 26-CARTER, Nate, 27-SAMSON, Trevor, 28-HINE, Adam, 30-WADSWORTH, Mike, 34-WARNER, Fred, 35-FONUA, Kiraho, 41-HEDER, Austin, 42-ALISA, Mike, 45-HO CHING, Toloo, 48-LAULIE, Tomae, 49-LEAVITT, Scott, 49-EGBERT, Jordan, 50-RUSH, Edward, 53-TAKITAKI, Sione, 55-KEARSLEY, Brody, 62-TALE, Logan, 70-ALLETTO, Terra, 75-WILCOX, Brod, 78-KANJICH, Tui, 82-ZIDKOWSKI, Jak, 86-DYE, Trey, 96-OMARY, Kevin.

UConn: 18-DEBERRY, Chris, 19-STAPLETON, Cam, 1-BRADLEY, Dhaamee, 2A-NEWSOME, Arnel, 3-JOHNSON, Ron, 5-THOMAS, Noel, 7-GREEN, John, 9-ABRAMS, Kamal, 10-WHITMER, Chan, 16-CARREZOLA, Luis, 17-PUYOL, Bobby, 18-LEMBLIE, Brian, 19-MAROER, Ellis, 21-SUMMERS, Jamar, 23-LEE, Jankov, 24-MARRINER, Josh, 25-FLOYD, Jordan, 26-BLACKMON, Devon, 28-JOSEPH, Junior, 42-WAD, Keith, 54-STEPHENS, Geneva, 55-HICKS, Jon, 57-ORMSBY, Cole, 59-DIGGS, Quadre, 62-CHOPKIN, Terren, 65-CROZIER, Ryan, 66-MARCO, Dominick, 70-BECKLOW, Kyle, 72-RUTHERFORD, Tim, 80-MYERS, Tommy, 82-FEAGLES, Blake, 86-BLOOM, Alec, 92-MYERS, Mikel, 98-FATUKADI, Foley, 95-ADEYEMI, Kerton.

SACKS (UA-A): BYU Cougars-FUA, Alani 1-0; PREATOR, Jordan 1-0; LEAVITT, Dallin 1-0. No. 25 Texas-Brown, Malcolm 2-1; Davis, Shiro 1-1; Reed, Cedric 0-1; Edmond, Steve 0-1; Bluiett, Caleb 0-1; Hicks, Jordan 0-1.

TACKLES (UA-A): BYU Cougars-LEAVITT, Dallin 6-1; STOUT, Zac 5-1; DANIEL, Roberts 5-1; PREATOR, Jordan 5-0; FUA, Alani 3-2; TALE, Logan 4-0; BILLS, Craig 4-0; POKULA, Manoa 3-1; ALISA, Mike 3-1; DAVIS, Michael 2-7; HEDER, Austin 2-0; JACKSON, Harvey 2-0; LEUTA-DOUVERE 1-1; TAUTU, Sae 1-1; ROWLEY, Graham 1-1; JOHNSON, Marque 1-1; TAKITAKI, Sione 1-1; PECK, Remington 1-1; KALFUSI, Bronson 1-0; LAPUJANO, Iliu 1-0; WARNER, Fred 0-1; NAJIA, Kai 0-1; POVEY, Sloye 0-1. No. 25 Texas-Hicks, Jordan 5-6; Brown, Malcolm 5-5; Edmond, Steve 3-7; Thompson, Mykde 3-2; Bluiett, Caleb 3-3; Diggs, Quadre 4-1; Echols, Bryson 4-1; Jackson, Desmon 4-1; Davis, Shiro 2-3; Haines, Dylan 1-4; Colbert, Adrian 4-0; Boyette Jr., Pa 1-2; Reed, Cedric 1-2; Thomas, Duke 2-0; Cottrell, Bryce 1-1; Beck, Andrew 1-1; Jinkens, Peter 0-2; Ridgeway, Hassa 0-2; Santos, Dalton 1-0; Swoopes, Tyrone 1-0; Cobbs, Demarco 0-1.

Game Starters:

BYU Cougars			No. 25 Texas		
Pos	#	OFFENSE	Pos	#	OFFENSE
TE	84	MAHINA, Devin	WR	8	Shipley, Jaxon
LT	71	LAPUJANO, Iliu	WR	7	Johnson, Marcus
LG	67	JOHNSON, Kyle	TE	82	Swain, Geoff
C	56	KOROMA, Tejan	RT	76	Perkins, Kent
RG	74	STRINGHAM, Broc	RG	74	Doyle, Taylor
RT	57	WESLEY, De'OnDr	C	50	Raulerson, Jake
QB	4	HILL, Taysom	LG	66	Flowers, Sedric
RB	21	WILLIAMS, Jamaa	LT	65	Hutchins, Marcu
FB	33	LASIKE, Paul	WR	9	Harris, John
WR	10	MATHEWS, Mitch	QB	18	Swoopes, Tyrone
WR	9	LESLIE, Jordan	TB	28	Brown, Malcolm

BYU Cougars			No. 25 Texas		
Pos	#	DEFENSE	Pos	#	DEFENSE
LE	52	ROWLEY, Graham	SE	88	Reed, Cedric
NT	99	JOHNSON, Marquae	DT	90	Brown, Malcolm
DE	44	PECK, Remington	DTN	99	Jackson, Desmon
SLB	5	FUA, Alani	FE	1	Davis, Shiro
MLB	47	STOUT, Zac	MLB	33	Edmond, Steve
BLB	43	LEUTA-DOUVERE	WLB	3	Hicks, Jordan
WLB	90	KALFUSI, Bronson	S	26	Colbert, Adrian
FC	15	DAVIS, Michael	CB	6	Diggs, Quadre
BC	0E	DANIEL, Roberts	FS	2	Thompson, Mykde
FS	20	BILLS, Craig	S	44	Haines, Dylan
KAT	2	LEAVITT, Dallin	CB	21	Thomas, Duke

BYU Cougars: 08-JACKSON, Harvey, 08-STEWART, Chris, 1-APU, Ross, 21-PREATOR, Jordan, 30-HINDS, Troy, 31-JOHNSON, Jordan, 7-POVEY, Sloye, 11-HOUK, Terren, 12-KANJICH, Tui, 13-BADGER, Chris, 19-NELSON, Keanu, 19-BLACKMON, Devon, 22-POKULA, Manoa, 23-ARELLANO, Scott, 24-BROWN, Algermon, 25-KAUTAI, Teu, 26-CARTER, Nate, 27-SAMSON, Trevor, 28-HINE, Adam, 29-NIXELSEN, Andru, 30-WADSWORTH, Mike, 31-TAUTU, Sae, 34-WARNER, Fred, 41-HEDER, Austin, 42-ALISA, Mike, 48-LAULIE, Tomae, 50-RUSH, Edward, 53-TAKITAKI, Sione, 55-KEARSLEY, Brody, 59-LANU, Harvey, 62-TALE, Logan, 70-ALLETTO, Terra, 71-WILCOX, Brod, 77-YECK, Michael, 78-KANJICH, Tui, 82-ZIDKOWSKI, Jak, 86-DYE, Trey, 87-JUERGENS, Mitch, 91-TULLOHA, Travis, 94-TAUSINAA, Keen, 96-OMARY, Kevin.

No. 25 Texas: 14-Neeman, Kevin, 28-Ross, Nick, 4-Russ, William, 7C-Cobbs, Demarco, 87-Tamplin, Ty, 11-Warrick, Jason, 15-Echols, Bryson, 19-Jinkens, Peter, 23-Johnson, Deshaun, 25-Davis, Shiro, 26-Shipley, Jaxon, 30-Cole, Timothy, 31-Hall, Jason, 32-Gray, Johnathan, 36-De La Torre, Al, 37-Boyer, Nubs, 40-Ngheba, Keaton, 42-Bluiett, Caleb, 47-Beck, Andrew, 48-Crudan, Domin, 55-Bartus, Dalton, 62-Moer, Curtis, 63-Foreman, Armon, 64-Joe, Lorenzo, 65-McFarland, M.J., 61-Cottrell, Bryce, 90-Boyette Jr, Pa, 94-Norman, Alex, 98-Ridgeway, Hassa.

Box Score (Final)
2014 BYU Cougars
Houston vs BYU Cougars (Sep 11, 2014 at Provo, Utah)

Scores by Quarters	1	2	3	4	Total
Houston	0	15	0	10	25
BYU Cougars	16	7	3	7	33

Qtr Time Scoring summary

1st 10:37 BYU - STOUT,Zac safety
09:12 BYU - WILLIAMS,Jamaa 11 yd run (SAMSON,Trevor kick), 5-64 1:17
03:24 BYU - HILL,Taysam 5 yd run (SAMSON,Trevor kick), 8-70 2:43
2nd 08:57 BYU - MATHEWS,Mitch 6 yd pass from HILL,Taysam (SAMSON,Trevor kick), 16-87 5:14
03:12 HOU - BULLARD, Kyle 29 yd field goal, 17-82 5:37
01:17 HOU - GREENBERRY, D. 7 yd pass from O'KORN, John (BULLARD, Kyle kick failed), 6-29 1:41
00:00 HOU - SPENCER, Daniel 45 yd pass from O'KORN, John (BULLARD, Kyle kick failed), 1-45 0:00
3rd 00:51 BYU - SAMSON,Trevor 26 yd field goal, 15-53 6:15
4th 11:47 BYU - WILLIAMS,Jamaa 2 yd run (SAMSON,Trevor kick), 8-56 2:50
09:09 HOU - GREENBERRY, D. 15 yd pass from O'KORN, John (BULLARD, Kyle kick), 7-68 2:31
07:18 HOU - BULLARD, Kyle 36 yd field goal, 4-8 0:56

	HOU	BYU
FIRST DOWNS	18	32
RUSHES-YARDS (NET)	13-9	62-323
PASSING YDS (NET)	315	200
Passes Att-Comp-Int	53-31-0	34-21-2
TOTAL OFFENSE PLAYS-YARDS	66-324	96-323
Fumble Returns-Yards	0-0	0-0
Punt Returns-Yards	1-28	3-16
Kickoff Returns-Yards	6-93	3-78
Interception Returns-Yards	2-0	0-0
Punts (Number-Avg)	6-41.5	3-38.3
Fumbles-Lost	0-0	2-1
Penalties-Yards	8-83	11-99
Possession Time	24:30	33:30
Third-Down Conversions	6 of 16	10 of 18
Fourth-Down Conversions	0 of 0	1 of 2
Red-Zone Scores-Chances	4-4	5-5
Sacks By: Number-Yards	4-18	2-4

RUSHING: Houston-FARROW, Kenneth 3-7; O'KORN, John 6-3; WARD Jr., Greg 1-0; JACKSON, Ryan 3-minus 1. **BYU Cougars:** HILL,Taysam 26-160; WILLIAMS,Jamaa 28-139; LASIKE,Paul 3-21; HINE,Adam 3-6; ARELLANO,Scott 1-minus 1; Team 1-minus 2.

PASSING: Houston-O'KORN, John 30-52-0-307; WARD Jr., Greg 1-1-0-8. **BYU Cougars:** HILL,Taysam 21-34-2-200.

RECEIVING: Houston-SPENCER, Daniel 10-133; GREENBERRY, D. 6-74; FARROW, Kenneth 5-25; AMBLES, M. 3-32; WARD Jr., Greg 3-24; JACKSON, Ryan 2-4; AVERS, Demarcus 1-14; BEADLE, Wayne 1-9. **BYU Cougars:** LESLIE,Jordan 6-79; MATHEWS,Mitch 4-22; LASIKE,Paul 2-8; DYE,Trey 2-4; JUERGENS,Mitch 1-38; MAHINA,Devin 1-16; HENDERSON,Kurt 1-11; WILLIAMS,Jamaa 1-9; HOUK,Terran 1-7; HINE,Adam 1-5; BLACKMON,Devon 1-1.

INTERCEPTIONS: Houston-NBU, Joey 1-0; STEWART, Trevon 1-0. **BYU Cougars:** None.

FUMBLES: Houston-None. **BYU Cougars:** JUERGENS,Mitch 1-1; HILL,Taysam 1-0.

Houston (1-2) vs. BYU Cougars (3-0)
Date: Sep 11, 2014 • Site: Provo, Utah • Stadium: LaVell Edwards
Attendance: 57630

Kickoff time: 7:02 • End of Game: 10:23 • Total elapsed time: 3:21
Officials: Referee: Todd LaPenta; Umpire: Richard Feeney; Linesman: Jon Stabile;
Line judge: Kevin Cooley; Back judge: Victor Firth; Field judge: Glenn Crowther;
Side judge: Jeremy Loman;

Box Score (Final)
2014 BYU Cougars
Virginia vs BYU Cougars (Sep 20, 2014 at Provo, Utah)

Scores by Quarters	1	2	3	4	Total
Virginia	7	9	0	17	33
BYU Cougars	3	10	14	14	41

Qtr Time Scoring summary

1st 13:54 VA - Lambert, G 1 yd run (Frye, J kick), 3-53 1:06
05:10 BYU - SAMSON,Trevor 28 yd field goal, 10-66 3:00
2nd 14:55 VA - Frye, J 123 yd field goal, 12-69 5:15
13:48 BYU - LESLIE,Jordan B yd pass from HILL,Taysam (SAMSON,Trevor kick), 5-75 1:07
09:43 VA - Frye, J 41 yd field goal, 10-39 4:05
04:39 BYU - SAMSON,Trevor 37 yd field goal, 4-4 1:00
00:00 VA - Frye, J 22 yd field goal, 16-70 8:39
3rd 09:02 BYU - HILL,Taysam 15 yd run (SAMSON,Trevor kick), 6-49 1:43
02:23 BYU - WILLIAMS,Jamaa 2 yd run (SAMSON,Trevor kick), 10-73 2:05
10:17 VA - Frye, J 146 yd field goal, 12-46 5:09
10:17 BYU - JUERGENS,Mitch 50 yd pass from HILL,Taysam (SAMSON,Trevor kick), 6-66 1:49
08:06 VA - Shepherd, K 9 yd run (Frye, J kick), 9-75 2:11
07:50 BYU - HINE,Adam 99 yd kickoff return (SAMSON,Trevor kick)
01:48 VA - Dockins, K 11 yd pass from Johns, M (Frye, J kick), 13-98 3:33

	VA	BYU
FIRST DOWNS	35	16
RUSHES-YARDS (NET)	44-192	37-145
PASSING YDS (NET)	327	187
Passes Att-Comp-Int	38-23-1	23-13-0
TOTAL OFFENSE PLAYS-YARDS	102-519	60-332
Fumble Returns-Yards	0-0	0-0
Punt Returns-Yards	2-8	1-25
Kickoff Returns-Yards	4-83	3-132
Interception Returns-Yards	0-0	1-32
Punts (Number-Avg)	3-50.7	3-33.0
Fumbles-Lost	2-1	1-0
Penalties-Yards	8-86	12-133
Possession Time	40:55	19:05
Third-Down Conversions	10 of 22	6 of 14
Fourth-Down Conversions	2 of 4	0 of 0
Red-Zone Scores-Chances	3-3	5-5
Sacks By: Number-Yards	2-11	0-0

RUSHING: Virginia-Shepherd, K 14-73; Lambert, G 5-49; Parks, K 11-24; Johns, M 3-22; Mizell, T 8-16; Jennings, D 2-8. **BYU Cougars:** HILL,Taysam 17-72; WILLIAMS,Jamaa 13-68; LASIKE,Paul 2-5; JUERGENS,Mitch 1-3; HINE,Adam 1-0; Team 3-minus 3.

PASSING: Virginia-Lambert, G 21-35-1-188; Johns, M 14-23-0-139. **BYU Cougars:** HILL,Taysam 13-23-0-187.

RECEIVING: Virginia-Gooch, M 6-65; Parks, K 6-33; Severin, C 4-36; Dowling, D 4-36; Levrons, A 3-46; Jennings, D 3-35; Johnson, K 3-21; Mizell, T 2-10; Shepherd, K 2-4; Dockins, K 1-11; Burns, R 1-8. **BYU Cougars:** LESLIE,Jordan 4-41; MATHEWS,Mitch 3-26; BLACKMON,Devon 2-55; JUERGENS,Mitch 2-53; HOUK,Terran 1-8; MAHINA,Devin 1-4.

INTERCEPTIONS: Virginia-None. **BYU Cougars:** DANIEL,Roberts 1-2.

FUMBLES: Virginia-Shepherd, K 1-0; Lambert, G 1-1. **BYU Cougars:** HILL,Taysam 1-0.

Virginia (2-2) vs. BYU Cougars (4-0)
Date: Sep 20, 2014 • Site: Provo, Utah • Stadium: LaVell Edwards
Attendance: 39023

Kickoff time: 1:35 pm • End of Game: 05:15 pm • Total elapsed time: 3:40
Officials: Referee: Jerry Magallane; Umpire: Terrence Ramsey; Linesman: Kevin McGrath;
Line judge: Tommy Giles; Back judge: Robert Lukian; Field judge: Bill Dolbow;
Side judge: Michael McCards;
Temperature: 73 • Wind: N 6mph • Weather: Sunny and clear

SACKS (UA-A): Houston-NBU, Joey 1-0; MATHEWS, D. 1-0; ADAMS, Matthew 1-0; BOWSER, Tyus 1-0. **BYU Cougars:** FUA,Alani 2-0.

TACKLES (UA-A): Houston-MATHEWS, D. 14-0; OLIPHANT, Efrim 7-5; TAYLOR, Steven 6-4; McDONALD, A. 7-2; STEWART, Trevon 5-3; SINGLETON, B.J. 3-2; HARRIS, Trevon 2-2; EILAND, Eric 2-2; STANBURY, G. 2-2; JACKSON, W. 2-0; WILSON, Brandon 3-0; HIGHOWER, Lee 2-1; CUMMINGS, Ty 2-0; FARLEY, J. 2-0; NBU, Joey 1-1; ADAMS, Matthew 1-0; WILSON, Howard 1-0; BOWSER, Tyus 1-0; JACKSON, C. 1-0; WALKER, Turon 0-1; ROS, Shane 0-1; STICE, Luke 0-1; HOLLIMON, R. 0-1; MARK, Tommie 0-1; FRESE, Nolan 0-1. **BYU Cougars:** BILLS,Craig 6-1; FUA,Alani 5-2; POVEY,Skye 4-1; KAUTAL,Teu 4-1; STOUT,Zac 3-1; PIKULA,Maana 3-1; LEAVITT,DalIn 2-2; JOHNSON,JORDAN 2-0; ALISA,Mike 2-0; JACKSON,Harvey 2-0; TAKITAKI,Stone 1-1; ROWLEY,Graham 1-1; HINDS,Troy 1-0; WARNER,FRED 1-0; LAPUAHO,Ului 1-0; DANIEL,Roberts 1-0; LEUTA-DOLVERE 0-1.

Game Starters:

Houston			BYU Cougars		
Pos	#	OFFENSE	Pos	#	OFFENSE
LT	68	MOUSE, Travis	WR	10	MATHEWS,Mitch
LG	63	DEW, Ben	WR	9	LESLIE,Jordan
C	58	REDMAN, Bryce	TE	84	MAHINA,Devin
RG	74	HARPER, Rowdy	LT	71	LAPUAHO,Ului
RT	60	COOPER, Alex	LG	67	JOHNSON,Kyle
Y	3	GREENBERRY, D.	C	56	KOROMA,Tejan
X	10	AYERS, Demarcus	RG	74	STRINGHAM,Broc
H	4	SPENCER, Daniel	RT	57	WESLEY,De'Ondr
Z	1	WARD Jr., Greg	QB	4	HILL,Taysam
QB	5	O'KORN, John	RB	21	WILLIAMS,Jamaa
RB	35	FARROW, Kenneth	WR	87	JUERGENS,Mitch

Houston			BYU Cougars		
Pos	#	DEFENSE	Pos	#	DEFENSE
DE	72	STANBURY, G.	LE	92	ROWLEY,Graham
DT	92	MBU, Joey	RT	91	TULLOMA,Travis
DT	93	SINGLETON, B.J.	RE	44	PECK,Remington
DE	2C	EILAND, Eric	SLB	5	FUA,Alani
CB	26	WILSON, Brandon	MLB	47	STOUT,Zac
MLB	49	MATHEWS, D.	BLB	22	PIKULA,Maana
SLB	50	OLIPHANT, Efrim	WLB	42	ALISA,Mike
CB	18	HIGHTOWER, Lee	FC	15	DAVIS,Michael
SS	16	MCDONALD, A.	BC	0E	DANIEL,Roberts
FS	23	STEWART, Trevon	FS	20	BILLS,Craig
CB	3A	JACKSON, W.	KAT	2	LEAVITT,DalIn

Houston: 1A-HINES, D'Juan, 3C-DANIELS, Hayden, 3C-BULLARD, Kyle, 6A-WALKER, Turon, 6-WILSON, Howard, 7A-OKAFOR, Emeka, 8-TUCKER, Caleb, 9-ADAMS, Matthew, 17-JACKSON, C., 19-ROS, Shane, 21-AMBLES, M., 22-JACKSON, Ryan, 28-WHITE, Tyler, 30-POSTER, Earl, 33-POYER, Logan, 34-HOLLIMON, R., 36-FRAGE, Normita, 37-STICE, Luke, 39-SEIBERT, Dylan, 39-AIKENS, Steven, 41-TAYLOR, Steven, 44-ROBERTS, E., 45-MCLOSKEY, T., 46-HARRIS, Trevon, 47-CUNNINGHAM, Ty, 53-FRESE, Nolan, 75-OLIVER, Marcus, 79-THOMAS, Jovon, 81-BOWSER, Tyus, 84-BEADLE, Wayne, 88-DUNBAR, Steven, 94-MALVEAUX, C., 95-MARK, Tommie, 96-FARLEY, J.

BYU Cougars: 08-JACKSON,Harvey, 1-APU,Rees, 21-PREATOR,Jordan, 3-PEARSON,Coby, 3G-HINDS,Troy, 6-JOHNSON,JORDAN, 7-POVEY,Skye, 11-HOUK,Terran, 12-ANGEL,Jul, 15-HENDERSON,Kurt, 17-BADGER,Chris, 19-BLACKMON,Devon, 23-ARELLANO,Scott, 25-KAUTAL,Teu, 27-SAMSON,Trevor, 28-HINE,Adam, 29-MIKELSEN,Andre, 30-WADSWORTH,Mike, 31-TAUTU,Sean, 33-LASIKE,Paul, 34-WARNER,FRED, 37-JONES,Ornt, 41-HEDER,Austin, 43-LEUTA-DOLVERE, 48-LAULIE,Tomas, 63-TAKITAKI,Stone, 69-LANG,Harvey, 62-TABE,Logan, 72-MATHEWS,Royce, 75-WILCOX,Brod, 78-KANUCH,Tun, 85-SAMPSON,Bryan, 86-DYE,Trey, 96-OMARY,Kevin, 99-JOHNSON,Morques.

SACKS (UA-A): Virginia-Coley, H 0-1; Harold, E 0-1; Valles, M 1-0. **BYU Cougars:** None.

TACKLES (UA-A): Virginia-Blanding, Q 7-1; Romero, D 6-2; Harris, A 2-4; Valles, M 3-2; Phelps, B 4-0; Harold, E 1-3; Dean, D 1-0; Coley, H 1-2; Coley, H 1-2; Hoskey, D 1-0; Moore, M 1-0; Kiser, M 1-0; Dowling, D 1-0; Sims, D 1-0; Wilkins, D 0-1; Corney, T 1-1; Moore, K 0-1. **BYU Cougars:** BILLS,Craig 5-5; FUA,Alani 8-1; POVEY,Skye 7-2; STOUT,Zac 5-2; LEUTA-DOLVERE 5-1; TAITU,See 4-1; LEAVITT,DalIn 3-2; PIKULA,Maana 3-2; DANIEL,Roberts 4-0; JOHNSON,JORDAN 2-2; WARNER,FRED 3-0; TULLOMA,Travis 2-0; TAKITAKI,Stone 2-0; LAULIE,Tomas 1-1; JOHNSON,Marque 1-1; ROWLEY,Graham 1-1; DAVIS,Michael 1-0; MIKELSEN,Andre 1-0; HINDS,Troy 1-0; Team 1-0; JACKSON,Harvey 1-0; KAUTAL,Teu 1-0; ALISA,Mike 1-0; PREATOR,Jordan 1-0; PECK,Remington 0-1.

Game Starters:

Virginia			BYU Cougars		
Pos	#	OFFENSE	Pos	#	OFFENSE
WR	6	Jennings, D	WR	10	MATHEWS,Mitch
LT	76	Moore, M	WR	9	LESLIE,Jordan
LG	63	Doull, R	DR	87	JUERGENS,Mitch
C	65	Burbank, R	LT	71	LAPUAHO,Ului
RG	74	Davis, C	LG	67	JOHNSON,Kyle
RT	72	Smith, E	C	56	KOROMA,Tejan
TE	49	Swanson, Z	RG	74	STRINGHAM,Broc
QB	11	Lambert, G	RT	57	WESLEY,De'Ondr
TB	25	Parks, K	QB	4	HILL,Taysam
WR	17	Gooch, M	WR	11	HOUK,Terran
WR	95	Severin, C	FB	33	LASIKE,Paul

Virginia			BYU Cougars		
Pos	#	DEFENSE	Pos	#	DEFENSE
DE	32	Moore, M	LE	92	ROWLEY,Graham
DT	55	Dean, D	RT	91	TULLOMA,Travis
CB	5	Harris, T	RE	44	PECK,Remington
DE	7	Harold, E	SLB	5	FUA,Alani
SLB	88	Valles, M	MLB	47	STOUT,Zac
MLB	44	Coley, H	BLB	22	ALISA,Mike
WLB	13	Romero, D	WLB	43	LEUTA-DOLVERE
CB	21	Phelps, B	FC	6	JOHNSON,JORDAN
FS	3	Blanding, Q	BC	0E	DANIEL,Roberts
SS	8	Harris, A	KAT	2	LEAVITT,DalIn
CB	26	Canady, M	FS	20	BILLS,Craig

Virginia: 1F-Frye, L 1W-Walker, D, 1K-Kernora, J, 2H-Hamm, D, 2G-Garner, K, 2M-Morris, D, 2V-Vazquez, A, 4-Mizell, T, 14-Levrons, A, 15-Johns, M, 19-Dowling, D, 22-Hoskey, D, 23-Shepherd, K, 28-Walton, W, 29-Hill, D, 34-Moore, K, 38-Robyns, K, 40-Lee, D, 43-Niger-Russell, C, 42-Shelley, T, 43-Corney, T, 47-Crook, V, 50-Hessau, J, 51-Brodhew, Z, 53-Kiser, M, 55-Hall, M, 61-Walton, C, 62-Karl, S, 67-Eggleh, J, 71-McDonald, J, 75-Olanrewaju, S, 85-Johnson, K, 87-Dodds, K, 89-Burne, R, 91-Stone, D, 93-Wilkins, D.

BYU Cougars: 08-JACKSON,Harvey, 1-APU,Rees, 21-PREATOR,Jordan, 3-PEARSON,Coby, 3G-HINDS,Troy, 7-POVEY,Skye, 12-NACIJA,Kai, 19-HENDERSON,Kurt, 15-DAVIS,Michael, 17-BADGER,Chris, 19-NEELSON,Kenn, 19-BLACKMON,Devon, 21-WILLIAMS,Jamaa, 22-PIKULA,Maana, 23-ARELLANO,Scott, 25-KAUTAL,Teu, 27-SAMSON,Trevor, 28-HINE,Adam, 29-MIKELSEN,Andre, 30-WADSWORTH,Mike, 31-TAUTU,Sean, 34-WARNER,FRED, 36-PIKULA,Maana, 41-HEDER,Austin, 48-LAULIE,Tomas, 60-FURZ,Edward, 63-TAKITAKI,Stone, 69-LANG,Harvey, 62-TABE,Logan, 75-WILCOX,Brod, 78-KANUCH,Tun, 82-ZIOLKOWSKI,Jul, 83-KESSLER,Dawid, 84-MAHINA,Devin, 85-SAMPSON,Bryan, 96-OMARY,Kevin, 99-JOHNSON,Morques.

2014 BYU Cougars BYU Cougars Combined Team Statistics (as of Sep 28, 2014) All games

Date	Opponent	Score	Att.	Record:	Overall	Home	Away	Neutral
Aug 29, 2014	at UConn	W 35-10	35150	All games	4-0	2-0	2-0	0-0
Sep 06, 2014	at No. 25 Texas	W 41-7	93463	Conference	0-0	0-0	0-0	0-0
Sep 11, 2014	HOUSTON	W 33-25	57630	Non-Conference	4-0	2-0	2-0	0-0
Sep 20, 2014	VIRGINIA	W 41-33	59023					

Rushing										BYU	OPP	
gp-gs	att	gain	loss	net	avg	td	lg	avg/g				
HILL, Taysom	4-4	79	500	72	428	5.4	7	30	107.0	FIRST DOWNS	103	91
WILLIAMS, Jamaa	3-2	60	303	7	296	4.9	3	31	98.7	Rushing	52	21
LASIKE, Paul	4-3	15	77	0	77	5.1	0	14	19.2	Passing	41	55
BROWN, Algernon	2-0	12	64	0	64	5.3	0	15	32.0	Penalty	10	15
HINE, Adam	4-0	14	51	1	50	3.6	2	16	12.5	RUSHING YARDAGE	921	354
CARTER, Nate	2-0	6	8	0	8	1.3	0	4	4.0	Rushing Attempts	196	123
JUERGENS, Mitch	4-3	2	8	0	8	4.0	0	5	2.0	Average Per Rush	4.7	2.9
Total	4	196	1011	90	921	4.7	12	31	230.2	Average Per Game	230.2	88.5
Opponents	4	123	417	63	354	2.9	3	37	88.5	TDs Rushing	12	3

Passing										BYU	OPP
gp-gs	effic	comp-att-int	pct	yds	td	lg	avg/g				
HILL, Taysom	4-4	138-33	80-121-3	66.1	876	6	56	219.0	PASSING YARDAGE	876	1102
Total	4	138-33	80-121-3	66.1	876	6	56	219.0	Comp-Att-Int	80-121-3	111-190-3
Opponents	4	112.67	111-190-3	58.4	1102	5	45	275.5	Average Per Pass	7.2	5.8

Receiving										BYU	OPP
gp-gs	no.	yds	avg	td	lg	avg/g					
LESLIE, Jordan	4-4	19	227	11.9	1	35	56.8	Average Per Catch	10.9	9.9	
MATHEWS, Mitch	4-4	16	134	8.4	2	26	33.5	Average Per Game	219.0	275.5	
BROWN, Algernon	2-0	8	84	10.5	0	25	42.0	TDs Passing	6	5	
HOUK, Terenn	4-1	7	87	12.4	1	35	21.8	TOTAL OFFENSE	1797	1456	
LASIKE, Paul	4-3	6	31	5.2	0	11	7.8	Average Per Play	5.7	4.7	
JUERGENS, Mitch	4-3	5	110	22.0	1	50	27.5	Average Per Game	449.2	364.0	
MAHINA, Devin	4-3	4	34	8.5	0	16	8.5	KICK RETURNS: #-Yards	9-274	23-432	
HINE, Adam	4-0	4	30	7.5	1	9	7.5	PUNT RETURNS: #-Yards	10-89	4-13	
BLACKMON, Devon	3-0	3	56	18.7	0	56	18.7	INT RETURNS: #-Yards	3-62	3-0	
PEARSON, Colby	3-0	3	47	15.7	0	30	15.7	FUMBLES-LOST	7-4	6-5	
WILLIAMS, Jamaa	3-2	2	21	10.5	0	12	7.0	PENALTIES-Yards	44-422	30-323	
DYE, Trey	3-0	2	4	2.0	0	2	1.3	PUNTS-AVG	15-47.2	21-42.1	
HENDERSON, Kurt	3-0	1	11	11.0	0	11	3.7	TIME OF POSSESSION/Game	28:49	31:11	
Total	4	80	876	10.9	6	56	219.0	3RD-DOWN Conversions	27/59	27/70	
Opponents	4	111	1102	9.9	5	45	275.5	4TH-DOWN Conversions	3/5	4/10	

Field Goals										BYU	OPP
fg	pct.	01-19	20-29	30-39	40-49	50-99	lg	blk			
SAMSON, Trevor	5-6	83.3	0-0	4-4	1-2	0-0	37	0			

Scoring										BYU	OPP
td	fg	kick	rush	rcv	pass	dxp	saf	pts			
HILL, Taysom	7	-	-	-	-	-	-	42			
SAMSON, Trevor	-	5-6	19-19	-	-	-	-	34			
HINE, Adam	4	-	-	-	-	-	-	24			
WILLIAMS, Jamaa	3	-	-	-	-	-	-	18			
MATHEWS, Mitch	2	-	-	-	-	-	-	12			
JUERGENS, Mitch	1	-	-	-	-	-	-	6			
HOUK, Terenn	1	-	-	-	-	-	-	6			
LESLIE, Jordan	1	-	-	-	-	-	-	6			
STOUT, Zac	-	-	-	-	-	-	1	2			
Total	19	5-6	19-19	-	-	-	1	150			
Opponents	8	7-9	6-8	-	-	-	-	75			

Score by Quarters						
	1st	2nd	3rd	4th	OT	Total
BYU Cougars	36	34	45	35	0	150
Opponents	7	31	7	30	0	75

Punting										BYU	OPP
no.	yds	avg	lg	tb	fc	i20	50+	blk			
ARELLANO, Scott	15	708	47.2	65	0	4	9	8	0		

Punt Returns						BYU	OPP
no.	yds	avg	td	lg			
JUERGENS, Mitch	6	52	8.7	0	24		
BLACKMON, Devon	4	37	9.2	0	25		
Total	10	89	8.9	0	25		
Opponents	4	13	3.2	0	7		

Kick Returns						BYU	OPP
no.	yds	avg	td	lg			
HINE, Adam	5	202	40.4	1	99		
DAVIS, Michael	1	28	28.0	0	28		
FUA, Alani	1	0	0.0	0	0		
JUERGENS, Mitch	1	26	26.0	0	26		
LASIKE, Paul	1	18	18.0	0	18		
Total	9	274	30.4	1	99		
Opponents	23	432	18.8	0	47		

All Purpose										BYU	OPP
g	rush	rcv	pr	kr	ir	total	avg/g				
HILL, Taysom	4	428	0	0	0	428	107.0				
WILLIAMS, Jamaa	3	296	21	0	0	317	105.7				
HINE, Adam	4	50	30	0	202	282	70.5				
LESLIE, Jordan	4	0	227	0	0	227	56.8				
JUERGENS, Mitch	4	8	110	52	26	196	49.0				
Total	4	921	876	89	274	2222	555.5				
Opponents	4	354	1102	13	432	1901	475.2				

Total Offense										BYU	OPP
g	plays	rush	pass	total	avg/g						
HILL, Taysom	4	200	428	876	1304	326.0					
WILLIAMS, Jamaa	3	60	296	0	296	98.7					
LASIKE, Paul	4	15	77	0	77	19.2					
BROWN, Algernon	2	12	64	0	64	32.0					
HINE, Adam	4	14	50	0	50	12.5					
Total	4	317	921	876	1797	449.2					
Opponents	4	313	354	1102	1456	364.0					

Tackles										BYU	OPP
#	Defensive Leaders	gp-gs	ua	a	tot	tfl/yds	Sacks no-yds	Pass defense int-yds brup qbh	Fumbles rcv-yds ff	blkd kick	saf
47	STOUT, Zac	4-4	19	8	27	4.0-8	1.0-2	.	.	.	1
20	BILLS, Craig	4-4	19	7	26	0.5-1	.	1-0	2	.	.
7	POVEY, Skye	4-1	16	9	25	1.0-5	.	1	.	.	.
5	FUA, Alani	4-4	16	8	24	4.0-13	3.0-11	.	1	3	.
2	LEAVITT, Dallin	4-3	12	8	20	3.0-9	1.0-5	.	1	1	.
Total		4	193	90	283	23-66	9-40	3-62	18	12	5
Opponents		4	184	138	322	21-81	13-65	3-0	6	4	5

2014 BYU Cougars
BYU Cougars Game Results (as of Sep 28, 2014)
All games

Date	Opponent		Score	Overall	Conference	Time	Attend
Aug 29, 2014	at UConn	W	35-10	1-0	0-0	3:29	35150
Sep 06, 2014	at No. 25 Texas	W	41-7	2-0	0-0	3:18	93463
Sep 11, 2014	HOUSTON	W	33-25	3-0	0-0	3:21	57630
Sep 20, 2014	VIRGINIA	W	41-33	4-0	0-0	3:40	59023

2014 BYU Cougars
BYU Cougars Overall Team Statistics (as of Sep 28, 2014)
All games

Team Statistics	BYU	OPP
SCORING	150	75
Points Per Game	37.5	18.8
Points Off Turnovers	54	35
FIRST DOWNS	103	91
Rushing	52	21
Passing	41	55
Penalty	10	15
RUSHING YARDAGE	921	354
Yards gained rushing	1011	417
Yards lost rushing	90	63
Rushing Attempts	196	123
Average Per Rush	4.7	2.9
Average Per Game	230.2	88.5
TDs Rushing	12	3
PASSING YARDAGE	876	1102
Comp-Att-Int	80-121-3	111-190-3
Average Per Pass	7.2	5.8
Average Per Catch	10.9	9.9
Average Per Game	219.0	275.5
TDs Passing	6	5
TOTAL OFFENSE	1797	1456
Total Plays	317	313
Average Per Play	5.7	4.7
Average Per Game	449.2	364.0
KICK RETURNS: #-Yards	9-274	23-432
PUNT RETURNS: #-Yards	10-89	4-13
INT RETURNS: #-Yards	3-62	3-0
KICK RETURN AVERAGE	30.4	18.8
PUNT RETURN AVERAGE	8.9	3.2
INT RETURN AVERAGE	20.7	0.0
FUMBLES-LOST	7-4	6-5
PENALTIES-Yards	44-422	30-323
Average Per Game	105.5	80.8
PUNTS-Yards	15-708	21-885
Average Per Punt	47.2	42.1
Net punt average	46.3	37.9
KICKOFFS-Yards	28-1665	18-1106
Average Per Kick	59.5	61.4
Net kick average	39.6	33.7
TIME OF POSSESSION/Game	28:49	31:11
3RD-DOWN Conversions	27/59	27/70
3rd-Down Pct	46%	39%
4TH-DOWN Conversions	3/5	4/10
4th-Down Pct	60%	40%
SACKS BY-Yards	9-40	13-65
MISC YARDS	0	0
TOUCHDOWNS SCORED	19	8
FIELD GOALS-ATTEMPTS	5-6	7-9
ON-SIDE KICKS	0-0	0-0
RED-ZONE SCORES	(18-19) 95%	(12-16) 75%
RED-ZONE TOUCHDOWNS	(13-19) 68%	(7-16) 44%
PAT-ATTEMPTS	(19-19) 100%	(6-8) 75%
ATTENDANCE	116653	128613
Games/Avg Per Game	2/58326	2/64306
Neutral Site Games		0/0

Score by Quarters	1st	2nd	3rd	4th	OT	Total
BYU Cougars	36	34	45	35	0	150
Opponents	7	31	7	30	0	75

2014 BYU Cougars
BYU Cougars Overall Individual Statistics (as of Sep 28, 2014)
All games

Rushing	gp-gs	att	gain	loss	net	avg	td	lg	avg/g
HILL,Taysom	4-4	79	500	72	428	5.4	7	30	107.0
WILLIAMS,Jamaa	3-2	60	303	7	296	4.9	3	31	98.7
LASIKE,Paul	4-3	15	77	0	77	5.1	0	14	19.2
BROWN,Algernon	2-0	12	64	0	64	5.3	0	15	32.0
HINE,Adam	4-0	14	51	1	50	3.6	2	16	12.5
CARTER,Nate	2-0	6	8	0	8	1.3	0	4	4.0
JUERGENS,Mitch	4-3	2	8	0	8	4.0	0	5	2.0
ARELLANO,Scott	4-0	1	0	1	-1	-1.0	0	0	-0.2
Team	3-0	7	0	9	-9	-1.3	0	0	-3.0
Total	4	196	1011	90	921	4.7	12	31	230.2
Opponents	4	123	417	63	354	2.9	3	37	88.5

Punt Returns	no.	yds	avg	td	lg
JUERGENS,Mitch	6	52	8.7	0	24
BLACKMON,Devon	4	37	9.2	0	25
Total	10	89	8.9	0	25
Opponents	4	13	3.2	0	7

Interceptions	no.	yds	avg	td	lg
DANIEL,Roberts	1	32	32.0	0	32
ALISA,Mike	1	30	30.0	0	30
BILLS,Craig	1	0	0.0	0	0
Total	3	62	20.7	0	32
Opponents	3	0	0.0	0	0

Passing	gp-gs	effic	comp-att-int	pct	yds	td	lg	avg/g
HILL,Taysom	4-4	138.33	80-121-3	66.1	876	6	56	219.0
Total	4	138.33	80-121-3	66.1	876	6	56	219.0
Opponents	4	112.67	111-190-3	58.4	1102	5	45	275.5

Kick Returns	no.	yds	avg	td	lg
HINE,Adam	5	202	40.4	1	99
LASIKE,Paul	1	18	18.0	0	18
JUERGENS,Mitch	1	26	26.0	0	26
DAVIS,Michael	1	28	28.0	0	28
FUA,Alani	1	0	0.0	0	0
Total	9	274	30.4	1	99
Opponents	23	432	18.8	0	47

Receiving	gp-gs	no.	yds	avg	td	lg	avg/g
LESLIE,Jordan	4-4	19	227	11.9	1	35	56.8
MATHEWS,Mitch	4-4	16	134	8.4	2	26	33.5
BROWN,Algernon	2-0	8	84	10.5	0	25	42.0
HOUK,Terenn	4-1	7	87	12.4	1	35	21.8
LASIKE,Paul	4-3	6	31	5.2	0	11	7.8
JUERGENS,Mitch	4-3	5	110	22.0	1	50	27.5
MAHINA,Devin	4-3	4	34	8.5	0	16	8.5
HINE,Adam	4-0	4	30	7.5	1	9	7.5
BLACKMON,Devon	3-0	3	56	18.7	0	56	18.7
PEARSON,Colby	3-0	3	47	15.7	0	30	15.7
WILLIAMS,Jamaa	3-2	2	21	10.5	0	12	7.0
DYE,Trey	3-0	2	4	2.0	0	2	1.3
HENDERSON,Kurt	3-0	1	11	11.0	0	11	3.7
Total	4	80	876	10.9	6	56	219.0
Opponents	4	111	1102	9.9	5	45	275.5

Fumble Returns	no.	yds	avg	td	lg
Total	0	0	0.0	0	0
Opponents	2	32	16.0	0	28

2014 BYU Cougars
BYU Cougars Overall Individual Statistics (as of Sep 28, 2014)
All games

Scoring	td	fg	PAT				dpx	saf	pts
			kick	rush	rcv	pass			
HILL,Taysom	7	-	-	-	-	-	-	42	
SAMSON,Trevor	-	5-6	19-19	-	-	-	-	34	
HINE,Adam	4	-	-	-	-	-	-	24	
WILLIAMS,Jamaa	3	-	-	-	-	-	-	18	
MATHEWS,Mitch	2	-	-	-	-	-	-	12	
LESLIE,Jordan	1	-	-	-	-	-	-	6	
JUERGENS,Mitch	1	-	-	-	-	-	-	6	
HOUK,Terenn	1	-	-	-	-	-	-	6	
STOUT,Zac	-	-	-	-	-	-	1	2	
Total	19	5-6	19-19	-	-	-	-	150	
Opponents	8	7-9	6-8	-	-	-	-	75	

Total Offense	g	plays	rush	pass	total	avg/g
HILL,Taysom	4	200	428	876	1304	326.0
WILLIAMS,Jamaa	3	60	296	0	296	98.7
LASIKE,Paul	4	15	77	0	77	19.2
BROWN,Algernon	2	12	64	0	64	32.0
HINE,Adam	4	14	50	0	50	12.5
JUERGENS,Mitch	4	2	8	0	8	2.0
CARTER,Nate	2	6	8	0	8	4.0
ARELLANO,Scott	4	1	-1	0	-1	-0.2
Team	3	7	-9	0	-9	-3.0
Total	4	317	921	876	1797	449.2
Opponents	4	313	354	1102	1456	364.0

Field Goals	fg	pct.	01-19	20-29	30-39	40-49	50-99	lg	blk
SAMSON,Trevor	5-6	83.3	0-0	4-4	1-2	0-0	0-0	37	0

FG Sequence	BYU Cougars	Opponents
UConn	33	(35)
No. 25 Texas	(21),(29)	43
Houston	(26)	39,(29),(36)
Virginia	(28),(37)	(23),(41),(22),(46)

Numbers in (parentheses) indicate field goal was made.

Punting	no.	yds	avg	lg	tb	fc	i20	50+	blk
ARELLANO,Scott	15	708	47.2	65	0	4	9	8	0
Total	15	708	47.2	65	0	4	9	8	0
Opponents	21	885	42.1	62	0	9	5	3	0

Kickoffs	no.	yds	avg	tb	ob	retn	net	ydln
MIKKELSEN,Andre	21	1306	62.2	5	0			
SAMSON,Trevor	7	359	51.3	0	0			
Total	28	1665	59.5	5	0	18.8	39.6	25
Opponents	18	1106	61.4	9	0	30.4	33.7	31

2014 BYU Cougars
BYU Cougars Overall Individual Statistics (as of Sep 28, 2014)
All games

All Purpose	g	rush	rcv	pr	kr	ir	total	avg/g
HILL,Taysom	4	428	0	0	0	0	428	107.0
WILLIAMS,Jama	3	296	21	0	0	0	317	105.7
HINE,Adam	4	50	30	0	202	0	282	70.5
LESLIE,Jordan	4	0	227	0	0	0	227	56.8
JUERGENS,Mitc	4	8	110	52	26	0	196	49.0
BROWN,Algerno	2	64	84	0	0	0	148	74.0
MATHEWS,Mitc	4	0	134	0	0	0	134	33.5
LASIKE,Paul	4	77	31	0	18	0	126	31.5
BLACKMON,De	3	0	56	37	0	0	93	31.0
HOUK,Terenn	4	0	87	0	0	0	87	21.8
PEARSON,Colb	3	0	47	0	0	0	47	15.7
MAHINA,Devin	4	0	34	0	0	0	34	8.5
DANIEL,Roberts	3	0	0	0	0	32	32	10.7
ALISA,Mike	4	0	0	0	0	30	30	7.5
DAVIS,Michael	4	0	0	0	28	0	28	7.0
HENDERSON,K	3	0	11	0	0	0	11	3.7
CARTER,Nate	2	8	0	0	0	0	8	4.0
DYE,Trey	3	0	4	0	0	0	4	1.3
ARELLANO,Sco	4	-1	0	0	0	0	-1	-0.2
Team	3	-9	0	0	0	0	-9	-3.0
Total	4	921	876	89	274	62	2222	555.5
Opponents	4	354	1102	13	432	0	1901	475.2

2014 BYU Cougars
BYU Cougars Overall Defensive Statistics (as of Sep 28, 2014)
All games

##	Defensive Leaders	gp-gs	Tackles				tfl/yds	Sacks no-yds	Pass defense			Fumbles		blkd	
			ua	a	tot				int-yds	brup	qbh	rcv-yds	ff	kick	saf
47	STOUT,Zac	4-4	19	8	27	4.0-8	1.0-2	1
20	BILLS,Craig	4-4	19	7	26	0.5-1	.	1-0	2
7	POVEY,Skye	4-1	16	9	25	1.0-5	1.0-5	.	1
5	FUA,Alani	4-4	16	8	24	4.0-13	3.0-11	.	1	3
2	LEAVITT,Dallin	4-3	12	8	20	3.0-9	1.0-5	.	1	1
22	PIKULA,Manoa	4-1	10	4	14	1.0-2
43	LEUTA-DOUYERE	4-3	7	7	14	1.0-3	.	.	3	1	.	.	2	.	.
15	DAVIS,Michael	4-3	10	3	13	.	.	.	1
0E	DANIEL,Roberts	3-3	10	1	11	.	.	1-32	3	.	2-0	1	.	.	.
42	ALISA,Mike	4-2	7	4	11	1.0-2	.	1-30	.	.	.	1	.	.	.
53	TAKITAKI,Sione	4-0	5	4	9	1
2J	PREATOR,Jordan	4-1	8	1	9	2.0-7	1.0-6	.	2
25	KAUTAI,Teu	4-0	6	2	8	.	.	.	2
31	TAUTU,Sae	3-0	5	2	7	1.5-3
92	ROWLEY,Graham	4-4	3	4	7
6	JOHNSON,JORDAN	3-1	4	2	6
34	WARNER,FRED	4-0	4	2	6
0B	JACKSON,Harvey	4-0	5	.	5	.	.	.	1	1	1-0
41	HEDER,Austin	4-0	3	2	5	.	.	.	1
62	TAELE,Logan	4-0	5	.	5	1.0-1
44	PECK,Remington	4-4	1	4	5	2
90	KAUFUSI,Bronso	2-2	4	1	5	3.0-12	2.0-11	.	.	2	1-0
91	TUILOMA,Travis	4-3	2	2	4
99	JOHNSON,Marque	3-1	2	2	4
48	LAULILE,Tomasi	4-0	1	1	2	1	1-0
3G	HINDS,Troy	3-0	2	.	2
71	LAPUAHO,Ului	4-4	2	.	2
3	PEARSON,Colby	3-0	1	1	2
12	NACUA,Kai	4-0	.	1	1
84	MAHINA,Devin	4-3	1	.	1
28	HINE,Adam	4-0	1	.	1
29	MIKKELSEN,Andre	3-0	1	.	1
TM	Team	3-0	1	.	1	1	1	.	.
	Total	4	193	90	283	23-66	9-40	3-62	18	12	5-0	5	1	1	.
	Opponents	4	184	138	322	21-81	13-65	3-0	6	4	4-32	5	.	.	.

2014 BYU Cougars
BYU Cougars Team Game-by-Game (as of Sep 28, 2014)
All games

TEAM STATISTICS

Date	Opponent	Rushing				Receiving				Passing				Kick Returns				Punt Returns				tot off
		no.	yds	td	lg	no.	yds	td	lg	cmp-att-int	yds	td	lg	no.	yds	td	lg	no.	yds	td	lg	
Aug 29	at UConn	37	205	2	26	28	308	3	35	28-36-0	308	3	35	2	45	0	27	2	24	0	24	513
Sep 06	at No. 25 Texas	60	248	5	31	18	181	0	27	18-28-1	181	0	27	1	19	0	19	4	24	0	18	429
Sep 11	HOUSTON	62	323	3	24	21	200	1	38	21-34-2	200	1	38	3	78	0	28	3	16	0	16	523
Sep 20	VIRGINIA	37	145	2	15	13	187	2	56	13-23-0	187	2	56	3	132	1	99	1	25	0	25	332
BYU Cougars		196	921	12	31	80	876	6	56	80-121-3	876	6	56	9	274	1	99	10	89	0	25	1797
		123	354	3	37	111	1102	5	45	111-190-3	1102	5	45	23	432	0	47	4	13	0	7	1456

Games played: 4
 Avg per rush: 4.7
 Avg per catch: 10.9
 Pass efficiency: 138.33
 Kick ret avg: 30.4
 Punt ret avg: 8.9
 All purpose avg/game: 555.5
 Total offense avg/gm: 449.2

Date	Opponent	Tackles				Sacks no-yds	Fumble		Pass Defense			blkd kick	PAT Attempts			off		
		ua	a	total	tfl-yds		ff	fr-yds	int-yds	qbh	brup		kick	rush	rcv	saf	t/o	pts
Aug 29	at UConn	38	38	76	7.0-23	4.0-18	1	1-0	1-0	2	6	0	5-5	0	0	0	14	35
Sep 06	at No. 25 Texas	52	18	70	7.0-24	3.0-18	3	3-0	1-30	1	3	0	5-5	0	0	0	34	41
Sep 11	HOUSTON	39	12	51	4.0-10	2.0-4	0	0-0	0-0	2	1	1	4-4	0	0	1	0	33
Sep 20	VIRGINIA	64	22	86	5.0-9	0.0-0	1	1-0	1-32	7	8	0	5-5	0	0	0	6	41
BYU Cougars		193	90	283	23.0-66	9.0-40	5	5-0	3-62	12	18	1	19-19	0	0	1	54	150
		184	138	322	21.0-81	13.0-65	5	4-32	3-0	4	6	0	6-8	0	0	0	35	75

Date	Opponent	Punting							Field Goals			Kickoffs						
		no.	yds	avg	long	blkd	tb	fc	50+	i20	md-att	long	blkd	no.	yds	avg	tb	ob
Aug 29	at UConn	3	129	43.0	51	0	0	0	1	0	0-1	0	0	6	326	54.3	0	0
Sep 06	at No. 25 Texas	4	189	47.2	64	0	0	1	3	2	2-2	29	0	8	499	62.4	1	0
Sep 11	HOUSTON	3	115	38.3	54	0	0	2	1	3	1-1	26	0	6	365	60.8	0	0
Sep 20	VIRGINIA	5	275	55.0	65	0	0	1	3	4	2-2	37	0	8	475	59.4	4	0
BYU Cougars		15	708	47.2	65	0	0	4	8	9	5-6	37	0	28	1665	59.5	5	0
		21	885	42.1	62	0	0	9	3	5	7-9	46	1	18	1106	61.4	9	0

2014 BYU Cougars
BYU Cougars Opponent Game-by-Game (as of Sep 28, 2014)
All games

OPPONENT STATISTICS

Date	Opponent	Rushing				Receiving				Passing				Kick Returns				Punt Returns				tot off
		no.	yds	td	lg	no.	yds	td	lg	cmp-att-int	yds	td	lg	no.	yds	td	lg	no.	yds	td	lg	
Aug 29	at UConn	31	71	1	8	25	284	0	39	25-48-1	284	0	39	6	114	0	34	1	-1	0	0	355
Sep 06	at No. 25 Texas	35	82	0	16	20	176	1	22	20-31-1	176	1	22	7	142	0	33	1	6	0	6	258
Sep 11	HOUSTON	13	9	0	7	31	315	3	45	31-53-0	315	3	45	6	93	0	27	0	0	0	0	324
Sep 20	VIRGINIA	44	192	2	37	35	327	1	28	35-58-1	327	1	28	4	83	0	47	2	8	0	7	519
Opponents		123	354	3	37	111	1102	5	45	111-190-3	1102	5	45	23	432	0	47	4	13	0	7	1456
		196	921	12	31	80	876	6	56	80-121-3	876	6	56	9	274	1	99	10	89	0	25	1797

Games played: 4
 Avg per rush: 2.9
 Avg per catch: 9.9
 Pass efficiency: 112.67
 Kick ret avg: 18.8
 Punt ret avg: 3.2
 All purpose avg/game: 475.2
 Total offense avg/gm: 364.0

Date	Opponent	Tackles				Sacks no-yds	Fumble		Pass Defense			blkd kick	PAT Attempts			off			
		ua	a	total	tfl-yds		ff	fr-yds	int-yds	qbh	brup		kick	rush	rcv	saf	t/o	pts	
Aug 29	at UConn	36	46	82	2.0-2	1.0-1	2	2-0	0-0	2	1	0	1-1	0	0	0	0	20	10
Sep 06	at No. 25 Texas	49	44	93	8.0-40	6.0-35	1	1-4	1-0	1	1	0	1-1	0	0	0	0	0	7
Sep 11	HOUSTON	65	30	95	7.0-22	4.0-18	2	1-28	2-0	1	2	0	1-3	0	0	0	15	25	
Sep 20	VIRGINIA	34	18	52	4.0-17	2.0-11	0	0-0	0-0	0	2	0	3-3	0	0	0	0	33	
Opponents		184	138	322	21.0-81	13.0-65	5	4-32	3-0	4	6	0	6-8	0	0	0	35	75	
		193	90	283	23.0-66	9.0-40	5	5-0	3-62	12	18	1	19-19	0	0	1	54	150	

Date	Opponent	Punting							Field Goals			Kickoffs						
		no.	yds	avg	long	blkd	tb	fc	50+	i20	md-att	long	blkd	no.	yds	avg	tb	ob
Aug 29	at UConn	4	143	35.8	42	0	0	2	0	1	1-1	35	0	3	184	61.3	1	0
Sep 06	at No. 25 Texas	8	341	42.6	52	0	0	4	1	2	0-1	0	0	2	130	65.0	1	0
Sep 11	HOUSTON	6	249	41.5	55	0	0	1	1	1	2-3	36	1	6	395	65.8	3	0
Sep 20	VIRGINIA	3	152	50.7	62	0	0	2	1	1	4-4	46	0	7	397	56.7	4	0
Opponents		21	885	42.1	62	0	0	9	3	5	7-9	46	1	18	1106	61.4	9	0
		15	708	47.2	65	0	0	4	8	9	5-6	37	0	28	1665	59.5	5	0

2014 BYU Cougars
BYU Cougars Game Superlatives (as of Sep 28, 2014)
All games

INDIVIDUAL GAME HIGHS

Rushes	28	WILLIAMS,Jamaa vs Houston (Sep 11, 2014)
Yards Rushing	160	HILL,Taysom vs Houston (Sep 11, 2014)
TD Rushes	3	HILL,Taysom at No. 25 Texas (Sep 06, 2014)
Long Rush	31	WILLIAMS,Jamaa at No. 25 Texas (Sep 06, 2014)
Pass attempts	36	HILL,Taysom at UConn (Aug 29, 2014)
Pass completions	28	HILL,Taysom at UConn (Aug 29, 2014)
Yards Passing	308	HILL,Taysom at UConn (Aug 29, 2014)
TD Passes	3	HILL,Taysom at UConn (Aug 29, 2014)
Long Pass	56	HILL,Taysom vs Virginia (Sep 20, 2014)
Receptions	7	LESLIE,Jordan at No. 25 Texas (Sep 06, 2014)
Yards Receiving	85	LESLIE,Jordan at No. 25 Texas (Sep 06, 2014)
TD Receptions	1	MATHEWS,Mitch at UConn (Aug 29, 2014)
	1	HOUK,Terenn at UConn (Aug 29, 2014)
	1	HINE,Adam at UConn (Aug 29, 2014)
	1	MATHEWS,Mitch vs Houston (Sep 11, 2014)
	1	LESLIE,Jordan vs Virginia (Sep 20, 2014)
	1	JUERGENS,Mitch vs Virginia (Sep 20, 2014)
Long Reception	56	BLACKMON,Devon vs Virginia (Sep 20, 2014)
Field Goals	2	SAMSON,Trevor at No. 25 Texas (Sep 06, 2014)
	2	SAMSON,Trevor vs Virginia (Sep 20, 2014)
Long Field Goal	37	SAMSON,Trevor vs Virginia (Sep 20, 2014)
Punts	5	ARELLANO,Scott vs Virginia (Sep 20, 2014)
Punting Avg	55.0	ARELLANO,Scott vs Virginia (Sep 20, 2014)
Long Punt	65	ARELLANO,Scott vs Virginia (Sep 20, 2014)
Punts inside 20	4	ARELLANO,Scott vs Virginia (Sep 20, 2014)
Long Punt Return	25	BLACKMON,Devon vs Virginia (Sep 20, 2014)
Long Kickoff Return	99	HINE,Adam vs Virginia (Sep 20, 2014)
Tackles	10	POVEY,Skye at UConn (Aug 29, 2014)
	10	STOUT,Zac at UConn (Aug 29, 2014)
	10	BILLS,Craig vs Virginia (Sep 20, 2014)
Sacks	2.0	KAUFUSI,Bronso at UConn (Aug 29, 2014)
	2.0	FUA,Alani vs Houston (Sep 11, 2014)
Tackles For Loss	2.0	KAUFUSI,Bronso at UConn (Aug 29, 2014)
	2.0	LEAVITT,Dallin at No. 25 Texas (Sep 06, 2014)
	2.0	FUA,Alani vs Houston (Sep 11, 2014)
Interceptions	1	BILLS,Craig at UConn (Aug 29, 2014)
	1	ALISA,Mike at No. 25 Texas (Sep 06, 2014)
	1	DANIEL,Roberts vs Virginia (Sep 20, 2014)

**2014 BYU Cougars
BYU Cougars Game Superlatives (as of Sep 28, 2014)
All games**

TEAM GAME HIGHS

Rushes	62	vs Houston (Sep 11, 2014)
Yards Rushing	323	vs Houston (Sep 11, 2014)
Yards Per Rush	5.5	at UConn (Aug 29, 2014)
TD Rushes	5	at No. 25 Texas (Sep 06, 2014)
Pass attempts	36	at UConn (Aug 29, 2014)
Pass completions	28	at UConn (Aug 29, 2014)
Yards Passing	308	at UConn (Aug 29, 2014)
Yards Per Pass	8.6	at UConn (Aug 29, 2014)
TD Passes	3	at UConn (Aug 29, 2014)
Total Plays	96	vs Houston (Sep 11, 2014)
Total Offense	523	vs Houston (Sep 11, 2014)
Yards Per Play	7.0	at UConn (Aug 29, 2014)
Points	41	at No. 25 Texas (Sep 06, 2014)
	41	vs Virginia (Sep 20, 2014)
Sacks By	4	at UConn (Aug 29, 2014)
First Downs	32	vs Houston (Sep 11, 2014)
Penalties	15	at UConn (Aug 29, 2014)
Penalty Yards	150	at UConn (Aug 29, 2014)
Turnovers	3	vs Houston (Sep 11, 2014)
Interceptions By	1	at UConn (Aug 29, 2014)
	1	at No. 25 Texas (Sep 06, 2014)
	1	vs Virginia (Sep 20, 2014)
Punts	5	vs Virginia (Sep 20, 2014)
Punting Avg	55.0	vs Virginia (Sep 20, 2014)
Long Punt	65	vs Virginia (Sep 20, 2014)
Punts inside 20	4	vs Virginia (Sep 20, 2014)
Long Punt Return	25	vs Virginia (Sep 20, 2014)

**2014 BYU Cougars
BYU Cougars Game Superlatives (as of Sep 28, 2014)
All games**

OPPONENT INDIVIDUAL GAME HIGHS

Rushes	14	Brown, Malcolm, at No. 25 Texas (Sep 06, 2014)
	14	Gray, Johnathan, at No. 25 Texas (Sep 06, 2014)
	14	Shepherd, K, vs Virginia (Sep 20, 2014)
Yards Rushing	73	Shepherd, K, vs Virginia (Sep 20, 2014)
TD Rushes	1	MARRINER, Josh, at UConn (Aug 29, 2014)
	1	Shepherd, K, vs Virginia (Sep 20, 2014)
	1	Lambert, G, vs Virginia (Sep 20, 2014)
Long Rush	37	Lambert, G, vs Virginia (Sep 20, 2014)
Pass attempts	52	O'KORN, John, vs Houston (Sep 11, 2014)
Pass completions	30	O'KORN, John, vs Houston (Sep 11, 2014)
Yards Passing	307	O'KORN, John, vs Houston (Sep 11, 2014)
TD Passes	3	O'KORN, John, vs Houston (Sep 11, 2014)
Long Pass	45	O'KORN, John, vs Houston (Sep 11, 2014)
Receptions	10	SPENCER, Daniel, vs Houston (Sep 11, 2014)
Yards Receiving	133	SPENCER, Daniel, vs Houston (Sep 11, 2014)
TD Receptions	2	GREENBERRY, D., vs Houston (Sep 11, 2014)
Long Reception	45	SPENCER, Daniel, vs Houston (Sep 11, 2014)
Field Goals	4	Frye, I, vs Virginia (Sep 20, 2014)
Long Field Goal	46	Frye, I, vs Virginia (Sep 20, 2014)
Punts	8	Russ, William, at No. 25 Texas (Sep 06, 2014)
Punting Avg	50.7	Vozenilek, A, vs Virginia (Sep 20, 2014)
Long Punt	62	Vozenilek, A, vs Virginia (Sep 20, 2014)
Punts inside 20	2	Russ, William, at No. 25 Texas (Sep 06, 2014)
Long Punt Return	7	Shepherd, K, vs Virginia (Sep 20, 2014)
Long Kickoff Return	47	Jennings, D, vs Virginia (Sep 20, 2014)
Tackles	14	MATHEWS, D., vs Houston (Sep 11, 2014)
Sacks	2.5	Brown, Malcom, at No. 25 Texas (Sep 06, 2014)
Tackles For Loss	3.0	Brown, Malcom, at No. 25 Texas (Sep 06, 2014)
Interceptions	1	Diggs, Quandre, at No. 25 Texas (Sep 06, 2014)
	1	STEWART, Trevon, vs Houston (Sep 11, 2014)
	1	MBU, Joey, vs Houston (Sep 11, 2014)

2014 BYU Cougars
BYU Cougars Game Superlatives (as of Sep 28, 2014)
All games

OPPONENT TEAM GAME HIGHS

Rushes	44	vs Virginia (Sep 20, 2014)
Yards Rushing	192	vs Virginia (Sep 20, 2014)
Yards Per Rush	4.4	vs Virginia (Sep 20, 2014)
TD Rushes	2	vs Virginia (Sep 20, 2014)
Pass attempts	58	vs Virginia (Sep 20, 2014)
Pass completions	35	vs Virginia (Sep 20, 2014)
Yards Passing	327	vs Virginia (Sep 20, 2014)
Yards Per Pass	5.9	vs Houston (Sep 11, 2014)
TD Passes	3	vs Houston (Sep 11, 2014)
Total Plays	102	vs Virginia (Sep 20, 2014)
Total Offense	519	vs Virginia (Sep 20, 2014)
Yards Per Play	5.1	vs Virginia (Sep 20, 2014)
Points	33	vs Virginia (Sep 20, 2014)
Sacks By	6	at No. 25 Texas (Sep 06, 2014)
First Downs	35	vs Virginia (Sep 20, 2014)
Penalties	8	at UConn (Aug 29, 2014)
	8	vs Houston (Sep 11, 2014)
	8	vs Virginia (Sep 20, 2014)
Penalty Yards	90	at UConn (Aug 29, 2014)
Turnovers	4	at No. 25 Texas (Sep 06, 2014)
Interceptions By	2	vs Houston (Sep 11, 2014)
Punts	8	at No. 25 Texas (Sep 06, 2014)
Punting Avg	50.7	vs Virginia (Sep 20, 2014)
Long Punt	62	vs Virginia (Sep 20, 2014)
Punts inside 20	2	at No. 25 Texas (Sep 06, 2014)
Long Punt Return	7	vs Virginia (Sep 20, 2014)

2014 BYU Cougars
BYU Cougars Red-Zone Results (as of Sep 28, 2014)
All games

BYU Cougars Inside Opponent Red-Zone

Date	Opponent	Score	Times In RZ	Times Scored	Total Pts	Rush TDs	Pass TDs	FGs Made	Failed to score inside RZ						
									FGA	Down	Int	Fumb	Half	Game	
Aug 29, 2014	at UConn	W 35-10	3	2	14	2	1	1	0	1	0	0	0	0	0
Sep 06, 2014	at No. 25 Texas	W 41-7	6	6	34	4	4	0	2	0	0	0	0	0	0
Sep 11, 2014	HOUSTON	W 33-25	5	5	31	4	3	1	1	0	0	0	0	0	0
Sep 20, 2014	VIRGINIA	W 41-33	5	5	27	3	2	1	2	0	0	0	0	0	0
Totals			19	18	106	13	10	3	5	1	0	0	0	0	0
			18 of 19 (94.7%)												

Opponents Inside BYU Cougars Red-Zone

Date	Opponent	Score	Times In RZ	Times Scored	Total Pts	Rush TDs	Pass TDs	FGs Made	Failed to score inside RZ						
									FGA	Down	Int	Fumb	Half	Game	
Aug 29, 2014	at UConn	W 35-10	5	2	10	1	1	0	1	0	3	0	0	0	0
Sep 06, 2014	at No. 25 Texas	W 41-7	2	1	7	1	0	1	0	1	0	0	0	0	0
Sep 11, 2014	HOUSTON	W 33-25	4	4	19	2	0	2	2	0	0	0	0	0	0
Sep 20, 2014	VIRGINIA	W 41-33	5	5	27	3	2	1	2	0	0	0	0	0	0
Totals			16	12	63	7	3	4	5	1	3	0	0	0	0
			12 of 16 (75.0%)												

2014 BYU Cougars
BYU Cougars By-Quarter Statistics (as of Sep 28, 2014)
All games

3rd-Down Conversions

Date	Opponent	Score	Overall	1st Qtr	2nd Qtr	3rd Qtr	4th Qtr	Overtime
Aug 29, 2014	at UConn	W 35-10	5-12 41.7	2-4 50.0	2-3 66.7	1-3 33.3	0-2 0.0	
Sep 06, 2014	at No. 25 Texas	W 41-7	6-15 40.0	1-3 33.3	1-5 20.0	2-2 100.0	2-5 40.0	
Sep 11, 2014	HOUSTON	W 33-25	10-18 55.6	2-3 66.7	3-5 60.0	4-7 57.1	1-3 33.3	
Sep 20, 2014	VIRGINIA	W 41-33	6-14 42.9	1-3 33.3	1-3 33.3	2-4 50.0	2-4 50.0	
	BYU Cougars		27-59 45.8	6-13 46.2	7-16 43.8	9-16 56.2	5-14 35.7	0-0 0.0
	Opponents		27-70 38.6	3-11 27.3	12-23 52.2	5-15 33.3	7-21 33.3	0-0 0.0

4th-Down Conversions

Date	Opponent	Score	Overall	1st Qtr	2nd Qtr	3rd Qtr	4th Qtr	Overtime
Aug 29, 2014	at UConn	W 35-10	1-1 100.0	1-1 100.0	0-0 0.0	0-0 0.0	0-0 0.0	
Sep 06, 2014	at No. 25 Texas	W 41-7	1-2 50.0	0-1 0.0	1-1 100.0	0-0 0.0	0-0 0.0	
Sep 11, 2014	HOUSTON	W 33-25	1-2 50.0	0-0 0.0	1-1 100.0	0-1 0.0	0-0 0.0	
Sep 20, 2014	VIRGINIA	W 41-33	0-0 0.0	0-0 0.0	0-0 0.0	0-0 0.0	0-0 0.0	
	BYU Cougars		3-5 60.0	1-2 50.0	2-2 100.0	0-1 0.0	0-0 0.0	0-0 0.0
	Opponents		4-10 40.0	0-0 0.0	0-0 0.0	1-3 33.3	3-7 42.9	0-0 0.0

Time of Possession

Date	Opponent	Score	Overall	1st Qtr	2nd Qtr	3rd Qtr	4th Qtr	Overtime
Aug 29, 2014	at UConn	W 35-10	26:28	9:36	6:50	5:03	4:59	
Sep 06, 2014	at No. 25 Texas	W 41-7	34:13	6:04	11:09	8:11	8:49	
Sep 11, 2014	HOUSTON	W 33-25	35:30	7:00	6:42	11:10	10:38	
Sep 20, 2014	VIRGINIA	W 41-33	19:05	4:33	4:00	5:59	4:33	
	BYU Cougars	Total	115:16	27:13	28:41	30:23	28:59	0:00
		Avg.	28:49	6:48	7:10	7:35	7:14	0:00
	Opponents	Total	124:44	32:47	31:19	29:37	31:01	0:00
		Avg.	31:11	8:11	7:49	7:24	7:45	0:00

2014 BYU Cougars
BYU Cougars Games Played (as of Sep 28, 2014)
All games

##	PLAYER	GP-GS	UCONN	UT	HOU	VA
42	ALISA, Mike	4/2	XXX	XXX	START	START
70	ALLETTO, Terran	2/-	XXX	XXX
1	APO, Ross	4/-	XXX	XXX	XXX	XXX
23	ARELLANO, Scott	4/-	XXX	XXX	XXX	XXX
17	BADGER, Chris	4/-	XXX	XXX	XXX	XXX
20	BILLS, Craig	4/4	START	START	START	START
19	BLACKMON, Devon	3/-	...	XXX	XXX	XXX
24	BROWN, Algernon	2/-	XXX	XXX
26	CARTER, Nate	2/-	XXX	XXX
0E	DANIEL, Roberts	3/3	...	START	START	START
15	DAVIS, Michael	4/3	START	START	START	XXX
86	DYE, Trey	3/-	XXX	XXX	XXX	...
49	EGBERT, Jordan	1/-	XXX
35	FONUUA, Kavika	2/-	XXX	XXX
5	FUA, Alani	4/4	START	START	START	START
50	FUSI, Edward	3/-	XXX	XXX	...	XXX
41	HEDER, Austin	4/-	XXX	XXX	XXX	XXX
13	HENDERSON, Kurt	3/-	XXX	...	XXX	XXX
4	HILL, Taysom	4/4	START	START	START	START
3G	HINDS, Troy	3/-	...	XXX	XXX	XXX
28	HINE, Adam	4/-	XXX	XXX	XXX	XXX
45	HO CHING, Toloa	1/-	XXX
11	HOUK, Terenn	4/1	XXX	XXX	XXX	START
0B	JACKSON, Harvey	4/-	XXX	XXX	XXX	XXX
6	JOHNSON, JORDAN	3/1	...	XXX	XXX	START
67	JOHNSON, Kyle	4/4	START	START	START	START
99	JOHNSON, Marque	3/1	...	START	XXX	XXX
37	JONES, Grant	1/-	XXX	...
87	JUERGENS, Mitch	4/3	START	XXX	START	START
78	KANUCH, Tuni	4/-	XXX	XXX	XXX	XXX
90	KAUFUSI, Bronso	2/2	START	START
25	KAUTAI, Teu	4/-	XXX	XXX	XXX	XXX
55	KEARSLEY, Brayd	2/-	XXX	XXX
83	KESSLER, David	1/-	XXX
56	KOROMA, Tejan	4/4	START	START	START	START
59	LANGI, Harvey	3/-	...	XXX	XXX	XXX
71	LAPUAHO, Ului	4/4	START	START	START	START
33	LASIKE, Paul	4/3	START	START	XXX	START
48	LAULILE, Tomasi	4/-	XXX	XXX	XXX	XXX
2	LEAVITT, Dallin	4/3	XXX	START	START	START
9	LESLIE, Jordan	4/4	START	START	START	START
43	LEUTA-DOUYERE	4/3	START	START	XXX	START
84	MAHINA, Devin	4/3	START	START	START	XXX
10	MATHEWS, Mitch	4/4	START	START	START	START
72	MATHEWS, Ryker	1/-	XXX	...
29	MIKKELSEN, Andre	3/-	...	XXX	XXX	XXX
1C	NACUA, Kai	4/-	XXX	XXX	XXX	XXX

2014 BYU Cougars
BYU Cougars Games Played (as of Sep 28, 2014)
All games

##	PLAYER	GP-GS	UCONN	UT	HOU	VA
18	NELSON,Keanu	2/-	...	XXX	...	XXX
96	O'MARY, Kevin	4/-	XXX	XXX	XXX	XXX
3	PEARSON, Colby	3/-	XXX	...	XXX	XXX
44	PECK, Remington	4/4	START	START	START	START
22	PIKULA, Manoa	4/1	XXX	XXX	START	XXX
7	POVEY, Skye	4/1	START	XXX	XXX	XXX
2J	PREATOR, Jordan	4/1	START	XXX	XXX	XXX
92	ROWLEY, Graham	4/4	START	START	START	START
85	SAMPSON, Bryan	2/-	XXX	XXX
27	SAMSON, Trevor	4/-	XXX	XXX	XXX	XXX
0H	STEWART, Christ	2/-	XXX	XXX
47	STOUT, Zac	4/4	START	START	START	START
74	STRINGHAM, Broc	4/4	START	START	START	START
62	TAELE, Logan	4/-	XXX	XXX	XXX	XXX
53	TAKITAKI, Sione	4/-	XXX	XXX	XXX	XXX
94	TAUSINGA, Kesni	1/-	...	XXX
31	TAUTU, Sae	3/-	...	XXX	XXX	XXX
91	TUILOMA, Travis	4/3	START	XXX	START	START
30	WADSWORTH, Mike	4/-	XXX	XXX	XXX	XXX
34	WARNER, FRED	4/-	XXX	XXX	XXX	XXX
57	WESLEY, De'Ondr	4/4	START	START	START	START
75	WILCOX, Brad	4/-	XXX	XXX	XXX	XXX
21	WILLIAMS, Jamaa	3/2	...	START	START	XXX
77	YECK, Michael	1/-	...	XXX
82	ZIOLKOWSKI, Jak	3/-	XXX	XXX	...	XXX

2014 BYU Cougars
BYU Cougars Total Tackles Game-by-Game (as of Sep 28, 2014)
All games

Total Tackles	UA-A	Total	UCONN	UT	HOU	VA
STOUT,Zac	19-8	27	6-4	5-1	3-1	5-2
BILLS,Craig	19-7	26	4-1	4-0	6-1	5-5
POVEY,Skylar	16-9	25	5-5	0-1	4-1	7-2
FUA,Alani	16-8	24	0-3	3-2	5-2	8-1
LEAVITT,Dallin	12-8	20	1-3	6-1	2-2	3-2
PIKULA,Manoa	10-4	14	1-0	3-1	3-1	3-2
LEUTA-DOUYERE	7-7	14	1-4	1-1	0-1	5-1
DAVIS,Michael	10-3	13	7-1	2-2	-	1-0
ALISA, Mike	7-4	11	1-3	3-1	2-0	1-0
DANIEL,Roberts	10-1	11	DNP	5-1	1-0	4-0
TAKITAKI,Sione	5-4	9	1-2	1-1	1-1	2-0
PREATOR,Jordan	8-1	9	2-1	5-0	-	1-0
KAUTAI,Teu	6-2	8	1-1	-	4-1	1-0
TAUTU,Sae	5-2	7	DNP	1-1	-	4-1
ROWLEY,Graham	3-4	7	0-1	1-1	1-1	1-1
WARNER,FRED	4-2	6	0-1	0-1	1-0	3-0
JOHNSON,JORDAN	4-2	6	DNP	-	2-0	2-2
KAUFUSI,Bronso	4-1	5	3-1	1-0	DNP	DNP
JACKSON,Harvey	5-0	5	-	2-0	2-0	1-0
TAELE,Logan	5-0	5	1-0	4-0	-	-
PECK,Remington	1-4	5	0-2	1-1	-	0-1
HEDER,Austin	3-2	5	1-2	2-0	-	-
JOHNSON,Marque	2-2	4	DNP	1-1	-	1-1
TUILOMA,Travis	2-2	4	0-2	-	-	2-0
HINDS,Troy	2-0	2	DNP	-	1-0	1-0
LAULILE,Tomasi	1-1	2	-	-	-	1-1
LAPUAHO,Ului	2-0	2	-	1-0	1-0	-
PEARSON,Colby	1-1	2	1-1	DNP	-	-
MIKKELSEN,Andre	1-0	1	DNP	-	-	1-0
NACUA,Kai	0-1	1	-	0-1	-	-
Team	1-0	1	-	-	-	1-0
MAHINA,Devin	1-0	1	1-0	-	-	-
HINE,Adam	1-0	1	1-0	-	-	-

2014 BYU Cougars
BYU Cougars Passing Game-by-Game (as of Sep 28, 2014)
All games

#4 HILL,Taysom	Comp	Att	Int	Pct	Yards	TD	Long	Sacked	Effic
UConn	28	36	0	77.8	308	3	35	1-1	177.14
No. 25 Texas	18	28	1	64.3	181	0	27	6-35	111.44
Houston	21	34	2	61.8	200	1	38	4-18	109.12
Virginia	13	23	0	56.5	187	2	56	2-11	153.51
TOTALS	80	121	3	66.1	876	6	56	13-65	138.33

2014 BYU Cougars
BYU Cougars Rushing/Receiving Game-by-Game (as of Sep 28, 2014)
All games

RUSHING	No-Yds/TD	UCONN	UT	HOU	VA
HILL,Taysom	79-428/7	12-97/2	24-99/3	26-160/1	17-72/1
WILLIAMS,Jamaa	60-296/3	DNP	19-89/0	28-139/2	13-68/1
LASIKE,Paul	15-77/0	9-49/0	1-2/0	3-21/0	2-5/0
BROWN,Algernon	12-64/0	6-35/0	6-29/0	DNP	DNP
HINE,Adam	14-50/2	6-15/0	4-29/2	3-6/0	1-0/0
CARTER,Nate	6-8/0	3-4/0	3-4/0	DNP	DNP
JUERGENS,Mitch	2-8/0	1-5/0	-	-	1-3/0
ARELLANO,Scott	1--1/0	-	-	1--1/0	-
Team	7--9/0	DNP	3--4/0	1--2/0	3--3/0

RECEIVING	No-Yds/TD	UCONN	UT	HOU	VA
LESLIE,Jordan	19-227/1	2-22/0	7-85/0	6-79/0	4-41/1
MATHEWS,Mitch	16-134/2	5-62/1	4-24/0	4-22/1	3-26/0
JUERGENS,Mitch	5-110/1	2-19/0	-	1-38/0	2-53/1
HOUK,Terenn	7-87/1	4-58/1	1-14/0	1-7/0	1-8/0
BROWN,Algernon	8-84/0	4-44/0	4-40/0	DNP	DNP
BLACKMON,Devon	3-56/0	DNP	-	1-1/0	2-55/0
PEARSON,Colby	3-47/0	3-47/0	DNP	-	-
MAHINA,Devin	4-34/0	1-8/0	1-6/0	1-16/0	1-4/0
LASIKE,Paul	6-31/0	4-23/0	-	2-8/0	-
HINE,Adam	4-30/1	3-25/1	-	1-5/0	-
WILLIAMS,Jamaa	2-21/0	DNP	1-12/0	1-9/0	-
HENDERSON,Kurt	1-11/0	-	DNP	1-11/0	-
DYE,Trey	2-4/0	-	-	2-4/0	DNP

2014 BYU Cougars
BYU Cougars Return Stats Game-by-Game (as of Sep 28, 2014)
All games

PUNT RETURNS	No-Yds	UCONN	UT	HOU	VA
JUERGENS,Mitch	6-52	2-24	3-26	1-2	-
BLACKMON,Devon	4-37	DNP	1--2	2-14	1-25

KICK RETURNS	No-Yds	UCONN	UT	HOU	VA
HINE,Adam	5-202	1-27	1-19	1-24	2-132
DAVIS,Michael	1-28	-	-	1-28	-
JUERGENS,Mitch	1-26	-	-	1-26	-
LASIKE,Paul	1-18	1-18	-	-	-
FUA,Alani	1-0	-	-	-	1-0

INT. RETURNS	No-Yds	UCONN	UT	HOU	VA
ALISA,Mike	1-30	-	1-30	-	-
DANIEL,Roberts	1-32	DNP	-	-	1-32
BILLS,Craig	1-0	1-0	-	-	-

FUMBLE RETURNS	No-Yds	UCONN	UT	HOU	VA
-----------------------	---------------	--------------	-----------	------------	-----------

2014 BYU Cougars
BYU Cougars Sacks Game-by-Game (as of Sep 28, 2014)
All games

SACKS	UA-A	Total	UCONN	UT	HOU	VA
FUA,Alani	3-0	3.0	-	1.0-7	2.0-4	-
KAUFUSI,Bronso	2-0	2.0	2.0-11	-	DNP	DNP
LEAVITT,Dallin	1-0	1.0	-	1.0-5	-	-
POVEY,Skye	1-0	1.0	1.0-5	-	-	-
PREATOR,Jordan	1-0	1.0	-	1.0-6	-	-
STOUT,Zac	1-0	1.0	1.0-2	-	-	-

2014 BYU Cougars
BYU Cougars Tackle For Loss Game-by-Game (as of Sep 28, 2014)
All games

TACKLES FOR LOSS	UA-A	Total	UCONN	UT	HOU	VA
FUA,Alani	3-2	4.0	1.0-2	1.0-7	2.0-4	-
STOUT,Zac	3-2	4.0	1.5-2	-	1.0-4	1.5-2
KAUFUSI,Bronso	3-0	3.0	2.0-11	1.0-1	DNP	DNP
LEAVITT,Dallin	2-2	3.0	0.5-1	2.0-8	-	0.5-0
PREATOR,Jordan	2-0	2.0	-	1.0-6	-	1.0-1
TAUTU,Sae	1-1	1.5	DNP	1.0-1	-	0.5-2
TAELE,Logan	1-0	1.0	-	1.0-1	-	-
POVEY,Skye	1-0	1.0	1.0-5	-	-	-
PIKULA,Manoa	1-0	1.0	-	-	1.0-2	-
ALISA,Mike	1-0	1.0	1.0-2	-	-	-
LEUTA-DOUYERE	1-0	1.0	-	-	-	1.0-3
BILLS,Craig	0-1	0.5	-	-	-	0.5-1

2014 BYU Cougars
BYU Cougars Fumbles Game-by-Game (as of Sep 28, 2014)
All games

FUMBLES	No-Lost	UConn	UT	HOU	VA
HILL,Taysom	3-1	-	1-1	1-0	1-0
WILLIAMS,Jamaa	1-0	DNP	1-0	-	-
JUERGENS,Mitch	1-1	-	-	1-1	-
MATHEWS,Mitch	1-1	1-1	-	-	-
BROWN,Algernon	1-1	1-1	-	DNP	DNP

FUMBLES FORCED	Number	UConn	UT	HOU	VA
LEUTA-DOUYERE	2	1	1	-	-
Team	1	DNP	-	-	1
DANIEL,Roberts	1	DNP	1	-	-
ALISA,Mike	1	-	1	-	-

FUMBLES RECOVERED	Number	UConn	UT	HOU	VA
DANIEL,Roberts	2	DNP	2	-	-
KAUFUSI,Bronso	1	1	-	DNP	DNP
LAULILE,Tomasi	1	-	-	-	1
JACKSON,Harvey	1	-	1	-	-