

**COPPIN STATE MEN'S BASKETBALL**Coppin State Athletic Communications 2500 Gwynns Falls Parkway Baltimore, MD 21216-3698  
Men's Basketball Contact: Jason Pompey [jpompey@coppin.edu](mailto:jpompey@coppin.edu) o: (410) 951-3729 c: (646) 643-8510**COPPIN STATE'S LEADING SCORERS**

No.	Player	GP	GS	MPG	RPG	APG	PPG
3	Joshua Treadwell	3	3	28.0	4.0	0.0	14.3
4	Tre' Thomas	3	0	19.0	2.0	0.7	10.3

**2016-17 SCHEDULE/RESULTS**

DATE	OPPONENT	TIME/RESULTS
NOVEMBER		
Fri. 11	at HOFSTRA	L, 72-74
Mon. 14	at Valparaiso	L, 58-78
Wed. 16	at Coastal Carolina	L, 59-89
Thurs. 17	at Brigham Young	9:00 p.m.
Fri. 18	at Utah	8:00 p.m.
Mon. 21	at Ball State	3:30 p.m.
Fri. 25	at Grand Canyon	10:00 p.m.
Mon. 28	CHESTNUT HILL	7:30 p.m.
Wed. 30	at Georgetown	6:30 p.m.
DECEMBER		
Sun. 4	at Clemson	2:00 p.m.
Wed. 7	at Akron	7:00 p.m.
Sat. 10	at Buffalo	2:00 p.m.
Thurs. 15	GOLDEY-BEACOM	7:30 p.m.
Tues. 20	LOUISIANA-MONROE	2:00 p.m.
Thurs. 22	at Mount St. Mary's	7:00 p.m.
JANUARY		
Wed. 4	SOUTH CAROLINA STATE*	7:30 p.m.
Sat. 7	at Florida A&M*	6:00 p.m.
Mon. 9	at Bethune-Cookman*	7:30 p.m.
Sat. 14	NORTH CAROLINA A&T*	4:00 p.m.
Mon. 16	at Howard*	7:00 p.m.
Mon. 23	NORFOLK STATE*	7:30 p.m.
Sat. 28	MORGAN STATE*	4:00 p.m.
Mon. 30	at Hampton*	7:00 p.m.
FEBRUARY		
Sat. 4	at Maryland Eastern Shore*	4:00 p.m.
Mon. 6	NORTH CAROLINA CENTRAL*	7:30 p.m.
Sat. 11	BETHUNE-COOKMAN*^	4:00 p.m.
Mon. 13	DELAWARE STATE*	7:30 p.m.
Sat. 18	at South Carolina State*	4:00 p.m.
Mon. 20	at Savannah State*	8:00 p.m.
Mon. 27	at Morgan State*	7:30 p.m.
MARCH		
Thurs. 2	HAMPTON*	7:30 p.m.

\*-MEAC Game  
^-Homecoming 2016**COPPIN STATE ON SOCIAL MEDIA**#CoppinState  
[COPPINSTATESPORTS.COM](http://COPPINSTATESPORTS.COM)For the latest news about Coppin State Athletics.  
Be sure to visit the Eagles' official website at [www.coppinstatesports.com](http://www.coppinstatesports.com).**COPPIN STATE (0-3) at BRIGHAM YOUNG (0-2)**Thursday, Nov. 17, 2016 - 9:00 p.m. (ET)  
Provo, Utah, (Marriot Center)**GAME INFORMATION**Venue: Marriot Center (18,987)  
Tipoff Time: 9 pm (ET)  
Live Stats: [BYUcougars.com](http://BYUcougars.com)  
Live Video: [BYUtv.org](http://BYUtv.org)  
Live Audio: Cougar IMG Sports NetworkAll-Time Series: First ever meeting  
BYU in 2015-16: 26-11, 13-5 WCC  
Coppin State in 2015-16: 9-22, 6-10 MEAC**THURSDAY'S MATCHUP**

The Eagles (1-2) hit their fourth state in their fourth road games to begin the season traveling to Provo, Utah for their third game of the MGM Tournament against BYU. Coppin State will face Brigham Young for the first time ever on the hardwood on Thursday, Nov. 17 at 9 pm (ET).

**YESTERDAY AT COASTAL CAROLINA**

Junior guard Tre' Thomas had a season-high night leading an Eagles bench that scored 47 points in an 89-59 loss to the Chanticleers of Coastal Carolina on Nov. 16. Thomas scored 23 points on 6-of-14 made three-pointers in 27 minutes. He added four rebounds and made 3-of-5 free-throws. Sophomore guard Lucian Brownlee also scored in double figures with 11 points knocking down 3-of-6 three-pointers and senior forward Izais Hicks recorded a career-high ten rebounds and the Eagles only block of the game. Coppin State made a season-high 12 three's with eight steals. They also took 70 total shots which was also a season-best.

**MONDAY AT VALPO**

Senior forward Terry Harris Jr. led a trio of Eagles in double figure scoring with 15 points in a 78-58, road loss to Valparaiso on Monday. Harris Jr. scored in double-digits for the first time this season and added seven rebounds in 29 minutes of action. Senior Joshua Treadwell had 11 points knocking down a pair of three-pointers and senior Joseph Gripper scored ten points on 8-of-10 made free-throws while dishing out a team-high four assists.

**TREADWELL NAMED COLLEGE SPORTS MADNESS MEAC PLAYER OF THE WEEK**

On Monday, Nov. 14th senior guard/forward Joshua Treadwell was named the Madness MEAC Men's Basketball Player of the Week. Treadwell made five three-pointers and finished with a game-high 25 points (one shy of his career-high) versus Hofstra in the season opener. He made 7-of-14 shots from the field and 6-of-9 free throws. After the Eagles first two games of the season, Treadwell leads the team in minutes (33.0), points per game (18.0), field goals made (10), three-point field goals made (7), free-throws made (9), offensive rebounds (4).

**ABOUT THE COUGARS**

The Cougars (1-0) won their season opener on Monday (82-73) over Princeton. 60 of BYU's points were scored by players who were not on the active roster in 2015-16. Sophomore Eric Mika (26 points) and freshman TJ Haws (20) scored 46 of those 60 points while Nick Emery (15) and Kyle Davis (7) combined for the 22 points scored by returning players. Head coach Dave Rose is in his 12th season at BYU and is the program's all-time leader in winning percentage at 74.2. He led the Cougars to 11-straight 20-win seasons and 11-straight postseason appearances.

**ON DECK FOR COPPIN STATE**

The Eagles stay in the state of Utah and will take on the Utes of Utah University on Friday, Nov. 18 at 9 p.m. After their battle with the Pac-12 representative Coppin State's prepared for Ball State in the Main Event of the MGM Grand Tournament in Las Vegas, Nevada.

**EAGLES AT A GLANCE**

## MEDIA INFORMATION

Coppin State Athletic Communications  
Physical Education Complex  
2523 Gwynns Falls Parkway  
Baltimore, Md. 21216-3698

Men's Basketball Contact: Jason Pompey  
Office Phone: (410) 951-3729  
Cell Phone: (646) 643-8510  
Fax: (410) 951-3717  
Email: jpompey@coppin.edu  
Website: www.coppinstatesports.com

## 2016-17 COPPIN STATE QUICK FACTS

### SCHOOL INFORMATION

Location: Baltimore, Md.  
Founded: 1900  
Enrollment: 3,108  
Nickname: Eagles  
Colors: Navy & Metallic Gold  
Mascot: EZ The Eagle  
President: Dr. Maria Thompson  
Athletic Director: Derek Carter  
Faculty Rep: Dr. Irving Smith  
Facility (capacity): Physical Education Complex (4100)  
Conference: Mid-Eastern Athletic

### BASKETBALL HISTORY

First Year of Basketball: 1964  
All-Time Record (Years): 760-683 (52 yrs.)  
NCAA Appearances: 4; 1990, 1993, 1997, 2008  
NCAA Record: 1-3  
All-Time MEAC Reg. Season Rcd.:  
MEAC Championships (reg. season): 3  
MEAC Tourney Title Game Appearances/Titles: 4  
MEAC Tournament Record:  
Last NCAA Appearance: 2008  
Lost to Mount St. Mary's 69-60 Opening Round

### 2015-16 INFORMATION

Overall Record: 9-22  
Home: 5-7  
Away: 3-14  
Neutral: 1-1  
MEAC record (finish): 6-11 (11th)  
Letterwinners Returning/Lost: 7/6  
Starters Returning/Lost: 3/2

### TEAM FACTS

Head Coach Michael Grant (Malone, 1984)  
Record at Coppin State (Yrs.) 17-45 (2 yrs.)  
Career Record (Yrs.) 269-243 (17 yrs.)  
Best Time to Reach Coach Contact SID  
Associate Head Coach Elwyn McRoy  
Assistant Coach Keith Brown  
Assistant Coach Stephen Stewart  
Director of Operations Carnell Arrington  
Athletic Trainer Aisha Russell  
Assistant Athletic Trainer Andrew Althouse  
Strength/Conditioning Brandon Kuhn  
Equipment Manager James Grady

Coppin State returns seven players who competed last season, including three of the team's five starters – senior Terry Harris Jr., senior Keith Shivers and junior Blake Simpson. Other prominent contributors back from last season's team are seniors Joshua Treadwell, Izais Hicks and Mufaro Murinda as well as sophomore Lucian Brownlee. Coppin State has added a pair of veteran seniors - Chas Brown and Joseph Gripper – that will bring experience and a winning culture to the Eagles. In all, the roster includes seven seniors, two juniors, one sophomore and three freshmen.

### SENIOR LEADERS

Terry Harris Jr. and Keith Shivers, a pair of seniors, will look to make Coppin State contenders in the Mid-Eastern Athletic Conference (MEAC). Harris Jr. averaged 12.4 points and 7.2 rebounds in 30 games played last season. He began the 2015-16 season racking up five double-double in five of the Eagles first six contests. In addition he ended last season ranked fifth in rebounding and 21st in points amongst the conference leaders. Shivers started in 27 games played last season averaging 9.1 points reaching double figure scoring in 12 games. He also ranked second on the team in steals per game (1.1).

### CRUNCHING NUMBERS

Picked to finish tenth in the MEAC preseason poll, Coppin State returns 54 percent of its total scoring and 59 percent of its rebounding production from 2015-16. The Eagles bring back 42 percent of its assist production from last year. Coppin State's returning players accounted for 57 percent of the team's minutes in 2015-16. Two returning players from last season averaged at least 10.0 points per game a year ago – Harris Jr. (12.4 ppg) and Treadwell (10.1 ppg). Those two players accounted for 58 percent of Coppin State's scoring from last season.

### WELCOME TO THE EAGLE NEST

The Eagles add six newcomers to mesh with his returners. The Eagles back court will feature a well-seasoned transfer at the lead guard to go along with a pair of first year players. Senior Joseph Gripper brings leadership and discipline at the point guard position. Joining Gripper is red-shirt freshman Rasool Hinson and freshman Dejuan Clayton. On the wings, junior Tre' Thomas and Juwan Davenport are added while in the paint Chas Brown looks to make an impact.

### HOMETOWN COOKIN

Coppin State features five players from the state of Maryland on this year's roster. Two are from Baltimore (Chas Brown and Terry Harris Jr.), two are from Bowie (Dejuan Clayton and Tre' Thomas) and one from Upper Marlboro (Keith Shivers). Three of the five transferred from Baltimore City Community College (Chas Brown, Terry Harris Jr., and Tre' Thomas) where they played for head coach Terry Macsko. The trio all played during the 2014-15 season and all averaged above 10.0 points per game.

### FRESHMAN SHINES ON WASHINGTON CATHOLIC ATHLETIC CONFERENCE TITLE TEAM

Freshman guard Dejuan Clayton played high school basketball at St. John's College High School in Washington, DC. As a senior he started on a team playing in the backcourt with Maryland freshman guard Anthony Cowan leading their team to a 71-57, win over DeMatha in the Washington Catholic Athletic Conference championship. He was also named an honorable mention on the 2016 WCAC All-Conference Boys Team.

### SEASON OPENERS

Coppin State head coach Michael Grant dropped both of his season openers since his arrival in 2014-15. The Eagles traveled to Oregon in 2014 and suffered a 107-65 loss and then fell 107-80 at Eastern Kentucky in 2015. The last time Coppin State won a season opener was back in the 2011-12 season against Cheyney (80-65) at home. Coach Grant will face Hofstra for the second time on Friday evening in Coppin State's season opener.

### PRESEASON PROJECTIONS

Coppin State was selected tenth in the preseason MEAC poll, announced on Oct. 27th by the men's basketball coaches and sports information directors. Howard was picked to finish first, collecting 14 of 25 first-place votes, while South Carolina State was selected second (and secured nine first-place votes). Coppin State was picked to finish tenth in the conference race. The Eagles last won the MEAC regular-season title in 2003-04 along with South Carolina State.

### RETURNERS FROM LAST SEASON'S STARTING LINEUP

Terry Harris Jr. – 6-8, 205 – senior, forward – Baltimore, Md. (Baltimore City CC)

- Led the Eagles with 7.2 rebounds, 25 blocks, and eight double-double performances
- Ranked second on the team scoring 12.4 points per contest
- Ranked fifth in MEAC rebounding, sixth in defensive rebounding (5.0), 11th in offensive rebounding (2.2) and 13th in blocked shots (0.8)
- Racked up five double doubles in five of the Eagles first six contests
- Tied the team season high with 27 points against San Francisco

**Blake Simpson – 6-7, 230 – junior, forward – Cincinnati, Ohio (LaSalle HS)**

- Played in 29 games and started in 25 averaging 2.0 points, 4.1 rebounds, 0.7 blocks per game
- Ranked second on the Eagles in blocked shots with 21 totaled...
- Grabbed a season-high 13 rebounds at Florida A&M, scored a career-high eight points twice (at Bethune-Cookman and vs. South Carolina State) and blocked a career-best four shots vs. South Carolina State.

**Keith Shivers – 6-4, 195 – senior, guard – Upper Marlboro, Md. (Paris JC)**

- Played in 27 games averaging 9.1 points, 3.7 rebounds while shooting over 40% from the field
- Finished second on the team with 31 steals and third on the team with 11.5 points in MEAC play
- Scored in double figures in five straight games during MEAC action averaging 13.8 points and 5.4 rebounds
- Scored a career best 19 points in the Eagles opening round victory in the 2016 MEAC Tournament over North Carolina A&T.

**RETURNING CONTRIBUTORS FROM LAST SEASON**

**Joshua Treadwell – 6-5, 213 – senior, guard/forward – Newark, N.J. (Essex County CC)**

- Played in 31 games averaging 10.5 points, 4.6 rebounds, 1.1 assists while shooting over 44% from the field
- Led the Eagles from the field at .441 percent and was second on the squad in both rebounds (4.6) and three-point field goals made (39)
- In the MEAC ranked eighth in 3-point field goal percentage (.379), 12th in free throw percentage (.775) and 15th in field goal percentage (.441)
- Scored in double figures 14 times and reached 20+ points in a pair of games
- Top performance was 26 points, seven rebounds and five assists versus Howard.

**Izais Hicks – 6-8, 200 – senior, forward – Staten Island, N.Y. (Northwest Tech CC)**

- Played in 18 games and started in one game averaging 1.6 points, 1.6 rebounds, 0.3 assists while shooting over 43% from the field
- Scored in nine games including a season-high seven points vs. Morgan State
- Grabbed a season-high five rebounds twice vs. Kansas State and Norfolk State

**Lucian Brownlee – 6-2, 165 – sophomore, guard – Lawnside, N.J. (Haddon Heights HS)**

- Played in 31 games averaging 4.2 points, 0.9 rebounds, 0.4 assists while shooting over 35% from the field and 76% from the free-throw line
- Scored in double figures twice including a season-high 13 points at Iowa State and then led the Eagles in scoring with 11 points at Fordham

**Mufaro Murinda – 6-7, 195 – senior, forward – Pomona, Calif. (Chaffey College)**

- Played in 19 games averaging 2.8 points, 0.8 rebounds, 0.3 assists while shooting over 82% from the free-throw line
- Exploded for 17 points in a nationally televised game at Norfolk State playing 18 minutes and knocking down 4-of-7 three-pointers.

**YEAR THREE**

Michael Grant enters his third season as Coppin State's head coach in 2016-17, his 18th year as a collegiate head coach. Grant arrived at Coppin State in March 2014 and has led the Eagles to 17 wins in his first two seasons. He has winning records against MEAC foes, Bethune-Cookman (2-1), Delaware State (2-1), Florida A&M (2-0) and North Carolina A&T (2-0). Through two years as the Eagles' head coach, Grant has a 17-45 overall record.

**SEASON AND CAREER TOTALS**

**Career Totals (alphabetical by class)**

PLAYER	GP	PTS	REB	AST
Joseph Gripper	3	12	5	9
Terry Harris Jr.	33	393	234	32
Izais Hicks	21	37	45	7
Mufaro Murinda	22	55	19	6
Keith Shivers	30	253	107	51
Joshua Treadwell	34	368	156	35
Blake Simpson	57	88	177	16
Tre' Thomas	3	31	6	2
Lucian Brownlee	34	155	29	16
Dejuan Clayton	3	20	6	2
Juwan Davenport	2	6	10	2
Rasool Hinson	2	5	1	2

**16-17 Career**

Times as Coppin State's Top Scorer	16-17	Career
Terry Harris	1	10
Joshua Treadwell	1	5
Tre' Thomas	1	1
Keith Shivers	0	1
Lucian Brownlee	0	1

**Times as Coppin State's Top Rebounder**

Terry Harris	2	15
Joshua Treadwell	1	6
Juwan Davenport	1	1
Izais Hicks	1	1
Blake Simpson	0	4
Keith Shivers	0	2

**Times as Coppin State's Top Assister**

Joseph Gripper	2	2
Dejuan Clayton	1	1
Blake Simpson	1	1
Juwan Davenport	1	1
Tre' Thomas	1	1
Keith Shivers	0	7
Joshua Treadwell	0	3
Terry Harris	1	3
Izais Hicks	2	2

**Times as Coppin State's Top Stealer**

Keith Shivers	1	10
Joshua Treadwell	1	5
Izais Hicks	1	2
Lucian Brownlee	2	2
Joseph Gripper	1	1
Juwan Davenport	1	1
Rasool Hinson	1	1
Terry Harris	1	7
Blake Simpson	0	4

**Times as Coppin State's Top Shot Blocker**

Izais Hicks	3	5
Terry Harris	1	11
Keith Shivers	1	1
Blake Simpson	0	10
Joshua Treadwell	0	2
Mufaro Murinda	0	1

**Double-Digit Scoring Games**

Joshua Treadwell	2	19
Terry Harris	1	20
Dejuan Clayton	1	1
Joseph Gripper	1	1
Tre' Thomas	1	1
Lucian Brownlee	1	3
Keith Shivers	0	14

**20-Point Games**

Joshua Treadwell	1	5
Tre' Thomas	1	1
Terry Harris	0	5

**10+ Rebound Games**

Izais Hicks	1	1
Terry Harris	0	11
Blake Simpson	0	2
Joshua Treadwell	0	1

**10+ Assist Games**

None	0	0
------	---	---

**Double-Doubles**

Terry Harris	0	9
Joshua Treadwell	0	1

## 2016-17 COPPIN STATE NUMERICAL ROSTER

No.	Name	Pos.	Ht.	Wt.	Cl.	Hometown/Previous School
0	Rasool Hinson	G	6-3	180	R-Fr.	Camden, N.J./Camden H.S.
1	Chas Brown	F/C	6-9	240	Sr.	Baltimore, Md./Baltimore City CC
2	Juwan Davenport	G	6-3	150	R-Fr.	Charlotte, N.C./Myers Park H.S.
3	Josh Treadwell	G/F	6-5	213	Sr.	Newark, N.J./Essex County
4	Tre' Thomas	G	6-3	180	Jr.	Bowie, Md./ Baltimore City CC
11	Izais Hicks	F	6-8	200	Sr.	Staten Island, N.Y./Northwest Tech
13	Dejuan Clayton	G	6-2	175	Fr.	Bowie, Md./St. Johns College H.S.
15	Blake Simpson	F	6-7	230	Jr.	Cincinnati, Ohio/LaSalle H.S.
21	Lucian Brownlee	G	6-2	165	So.	Lawnside, N.J./Haddon Heights H.S.
22	Keith Shivers	G	6-4	195	Sr.	Upper Marlboro, Md./Paris J.C.
23	Joseph Gripper	G	6-2	175	Sr.	Philadelphia, Pa./Highland CC
25	Terry Harris Jr.	F	6-8	205	Sr.	Baltimore, Md./ Baltimore City CC
35	Mufaro Murinda	F	6-7	195	Sr.	Pomona, Calif./Chaffey College

## 2016-17 COPPIN STATE ALPHABETICAL ROSTER

No.	Name	Pos.	Ht.	Wt.	Cl.	Hometown/Previous School
1	Chas Brown	F/C	6-9	240	Sr.	Baltimore, Md./Baltimore City CC
21	Lucian Brownlee	G	6-2	165	So.	Lawnside, N.J./Haddon Heights H.S.
13	Dejuan Clayton	G	6-2	175	Fr.	Bowie, Md./St. Johns College H.S.
2	Juwan Davenport	G	6-3	150	R-Fr.	Charlotte, N.C./Myers Park H.S.
23	Joseph Gripper	G	6-2	175	Sr.	Philadelphia, Pa./Highland CC
25	Terry Harris Jr.	F	6-8	205	Sr.	Baltimore, Md./ Baltimore City CC
11	Izais Hicks	F	6-8	200	Sr.	Staten Island, N.Y./Northwest Tech
0	Rasool Hinson	G	6-3	180	R-Fr.	Camden, N.J./Camden H.S.
35	Mufaro Murinda	F	6-7	195	Sr.	Pomona, Calif./Chaffey College
22	Keith Shivers	G	6-4	195	Sr.	Upper Marlboro, Md./Paris J.C.
15	Blake Simpson	F	6-7	230	Jr.	Cincinnati, Ohio/LaSalle H.S.
4	Tre' Thomas	G	6-3	180	Jr.	Bowie, Md./ Baltimore City CC
3	Josh Treadwell	G/F	6-5	213	Sr.	Newark, N.J./Essex County

## COACHES AND STAFF

Michael Grant	Head Coach
Elwin McRoy	Associate Coach
Keith Brown	Assistant Coach
Stephen Stewart	Assistant Coach
Carnell Arrington	Director of Basketball Operations
Brandon Kuhn	Strength/Conditioning
Aisha Russell	Head Athletic Trainer

## PRONUNCIATION GUIDE

0	Rasool Hinson	(RAH-sue-l)
2	Juwan Davenport	(JAH-wan)
11	Izais Hicks	(Eye-zay-ess)
13	Dejuan Clayton	(DUH-wan)
35	Mufaro Murinda	(Moo-far-O Merr-INN-duh)

## BY CLASS

### SENIORS

Chas Brown  
Joseph Gripper  
Terry Harris Jr.  
Isais Hicks  
Mufaro Murinda  
Keith Shivers  
Joshua Treadwell

### JUNIORS

Blake Simpson  
Tre' Thomas

### SOPHOMORE

Lucian Brownlee

### FRESHMEN

Dejuan Clayton  
Juwan Davenport  
Rasool Hinson

## BY STATE

### Ohio

Blake Simpson

### Pennsylvania

Joseph Gripper

### New York

Izais Hicks

### North Carolina

Juwan Davenport

### Maryland

Chas Brown  
Dejuan Clayton  
Terry Harris Jr.  
Keith Shivers  
Tre' Thomas

### New Jersey


Lucian Brownlee  
Rasool Hinson  
Joshua Treadwell

### California

Mufaro Murinda




## CAREER/SEASON GAME-HIGHS



**0**  
**RASOOL HINSON**  
 RAH-sue-I  
  
 Red-Shirt  
 Freshman - Guard  
 6'3 - 180  
 Camden, NJ  
 Camden HS

**CAREER HIGHS**  
 P: 5, Coastal Carolina (11/16/16)  
 R: 1, Coastal Carolina (11/16/16)  
 A: N/A  
 S: 1 (2x) last, Coastal Carolina (11/16/16)  
 M: 9, Coastal Carolina (11/16/16)


**SEASON HIGHS**  
 P: 5, Coastal Carolina (11/16/16)  
 R: 1, Coastal Carolina (11/16/16)  
 A: N/A  
 S: 1 (2x) last, Coastal Carolina (11/16/16)  
 M: 9, Coastal Carolina (11/16/16)



**15**  
**BLAKE SIMPSON**  
  
 Junior - Forward  
 6'7 - 230  
 Cincinnati, OH  
 LaSalle HS

**CAREER HIGHS**  
 P: 8, Bethune Cookman (1/16/16)  
 R: 13, Florida A&M (1/18/16)  
 A: 2, Florida A&M (1/18/16)  
 S: 3, Akron (12/2/15)  
 M: 34, Florida A&M (1/18/16)


**SEASON HIGHS**  
 P: 5, Hofstra (11/11/16)  
 R: 6, Hofstra (11/11/16)  
 A: 1 (2x) last, Coastal Carolina (11/16/16)  
 S: N/A  
 M: 23, Hofstra (11/11/16)



**1**  
**CHAS BROWN**  
  
 Senior - Center  
 6'9 - 240  
 Baltimore, MD  
 Baltimore City CC

**CAREER HIGHS**  
 P:  
 R:  
 A:  
 S:  
 M:


**SEASON HIGHS**  
 P:  
 R:  
 A:  
 S:  
 M:



**21**  
**Lucian Brownlee**  
  
 Sophomore - Guard  
 6'2 - 165  
 Lawnside, NJ  
 Haddon Heights HS

**CAREER HIGHS**  
 P: 13, Iowa State (12/30/15)  
 R: 4, Eastern Michigan (12/21/15)  
 A: 3, Hofstra (11/11/16)  
 S: 2 (2x) last, Coastal Carolina (11/16/16)  
 M: 27, Savannah State (2/8/16)


**SEASON HIGHS**  
 P: 11, Coastal Carolina (11/16/16)  
 R: 2, Coastal Carolina (11/16/16)  
 A: 3, Hofstra (11/11/16)  
 S: 2, Coastal Carolina (11/16/16)  
 M: 17, Coastal Carolina (11/16/16)



**2**  
**Juwan Davenport**  
 JAH-wan  
  
 Red-Shirt  
 Freshman - Guard  
 6'3 - 150  
 Charlotte, NC  
 Myers Park HS

**CAREER HIGHS**  
 P: 4, Valparaiso (11/14/16)  
 R: 7, Valparaiso (11/14/16)  
 A: 1 (2x) last, Coastal Carolina (11/16/16)  
 S: 1, Valparaiso (11/14/16)  
 M: 18, Coastal Carolina (11/16/16)

**SEASON HIGHS**  
 P: 4, Valparaiso (11/14/16)  
 R: 7, Valparaiso (11/14/16)  
 A: 1 (2x) last, Coastal Carolina (11/16/16)  
 S: 1, Valparaiso (11/14/16)  
 M: 18, Coastal Carolina (11/16/16)



**22**  
**KEITH SHIVERS**  
  
 Senior - Guard  
 6'4 - 195  
 Upper Marlboro, MD  
 Paris J.C.

**CAREER HIGHS**  
 P: 17, Maryland E. Shore (1/30/16)  
 R: 9, Bethune Cookman (1/16/16)  
 A: 4, Howard (1/9/16)  
 S: 4, Maryland E. Shore (1/30/16)  
 M: 45, Maryland E. Shore (1/30/16)


**SEASON HIGHS**  
 P: 7, Hofstra (11/11/16)  
 R: 3, Hofstra (11/11/16)  
 A: 2, Hofstra (11/11/16)  
 S: 1, Hofstra (11/11/16)  
 M: 27, Valparaiso (11/14/16)



**3**  
**JOSHUA TREADWELL**  
  
 Senior - Forward  
 6'5 - 213  
 Newark, NJ  
 Essex County CC

**CAREER HIGHS**  
 P: 26, Howard (2/13/16)  
 R: 12, Delaware State (3/3/16)  
 A: 6, Morgan State (2/27/16)  
 S: 2, Creighton (12/28/15)  
 M: 43, Morgan State (2/27/16)


**SEASON HIGHS**  
 P: 25, Hofstra (11/11/16)  
 R: 8, Hofstra (11/11/16)  
 A: N/A  
 S: 1, Hofstra (11/11/16)  
 M: 37, Hofstra (11/11/16)



**23**  
**JOSEPH GRIPPER**  
  
 Senior - Guard  
 6'2 - 175  
 Philadelphia, PA  
 Highland CC

**CAREER HIGHS**  
 P: 10, Valparaiso (11/14/16)  
 R: 4, Valparaiso (11/14/16)  
 A: 5, Hofstra (11/11/16)  
 S: 1, Hofstra (11/11/16)  
 M: 26, Valparaiso (11/14/16)


**SEASON HIGHS**  
 P: 10, Valparaiso (11/14/16)  
 R: 4, Valparaiso (11/14/16)  
 A: 5, Hofstra (11/11/16)  
 S: 1, Hofstra (11/11/16)  
 M: 26, Valparaiso (11/14/16)



**4**  
**TRE' THOMAS**  
  
 Junior - Guard  
 6'3 - 180  
 Bowie, MD  
 Baltimore City CC

**CAREER HIGHS**  
 P: 23, Coastal Carolina (11/16/16)  
 R: 8, Hofstra (11/11/16)  
 A: 1 (2x) last, Coastal Carolina (11/16/16)  
 S: N/A  
 M: 27, Coastal Carolina (11/16/16)


**SEASON HIGHS**  
 P: 23, Coastal Carolina (11/16/16)  
 R: 8, Hofstra (11/11/16)  
 A: 1 (2x) last, Coastal Carolina (11/16/16)  
 S: N/A  
 M: 27, Coastal Carolina (11/16/16)



**25**  
**TERRY HARRIS JR.**  
  
 Senior - Forward  
 6'8 - 205  
 Baltimore, MD  
 Baltimore City CC

**CAREER HIGHS**  
 P: 27, San Francisco (12/18/15)  
 R: 14, Maryland E. Shore (1/30/16)  
 A: 3, Maryland E. Shore (1/30/16)  
 S: 3, Goldey-Beacom (11/18/15)  
 M: 42, Maryland E. Shore (1/30/16)


**SEASON HIGHS**  
 P: 15, Valparaiso (11/14/16)  
 R: 8, Hofstra (11/11/16)  
 A: 2, Hofstra (11/11/16)  
 S: 2, Coastal Carolina (11/16/16)  
 M: 30, Hofstra (11/11/16)



**11**  
**IZAIAH HICKS**  
 Eye-zay-ess  
  
 Senior - Forward  
 6'8 - 200  
 Staten Island, NY  
 Northwest Tech

**CAREER HIGHS**  
 P: 7, Morgan State (2/4/16)  
 R: 10, Coastal Carolina (11/16/16)  
 A: 2, Fordham (12/13/15)  
 S: 1 (3x) last, Coastal Carolina (11/16/16)  
 M: 27, Coastal Carolina (11/16/16)


**SEASON HIGHS**  
 P: 6, Hofstra (11/11/16)  
 R: 10, Coastal Carolina (11/16/16)  
 A: 1, Coastal Carolina (11/16/16)  
 S: 1 (2x) last, Coastal Carolina (11/16/16)  
 M: 27, Coastal Carolina (11/16/16)



**35**  
**MUFARO MURINDA**  
 Moo-Far-O  
 Merr-IN-dah  
 Senior - Forward  
 6'7 - 195  
 Pomona, CA  
 Chaffey College

**CAREER HIGHS**  
 P: 17, Norfolk State (2/22/16)  
 R: 4, Iowa (11/15/15)  
 A: 2, Norfolk State (12/7/15)  
 S: 1, Creighton (12/28/15)  
 M: 23, Iowa (11/15/15)

**SEASON HIGHS**  
 P: 2, Valparaiso (11/14/16)  
 R: 3, Valparaiso (11/14/16)  
 A: N/A  
 S: N/A  
 M: 9, Coastal Carolina (11/16/16)



**13**  
**DEJUAN CLAYTON**  
 DUH-wan  
  
 Freshman - Guard  
 6'2 - 175  
 Bowie, MD  
 St. John's College HS

**CAREER HIGHS**  
 P: 11, Hofstra (11/11/16)  
 R: 3, Valparaiso (11/14/16)  
 A: 1 (2x) last, Coastal Carolina (11/16/16)  
 S: 1, Coastal Carolina (11/16/16)  
 M: 28, Coastal Carolina (11/16/16)

**SEASON HIGHS**  
 P: 11, Hofstra (11/11/16)  
 R: 3, Valparaiso (11/14/16)  
 A: 1 (2x) last, Coastal Carolina (11/16/16)  
 S: 1, Coastal Carolina (11/16/16)  
 M: 28, Coastal Carolina (11/16/16)

## HEAD COACH MICHAEL GRANT'S YEAR-BY-YEAR TOTALS

Year	School	Record	Pct.	League	Pct.
1996-97	Central State	8-21	.276		
1997-98	Central State	16-14	.533		
1998-99	Central State	20-12	.625		
1999-00	Central State	24-8	.750		
2000-01	Central State	18-13	.581		
2001-02	Central State	17-15	.531		
2002-03	Central State	23-11	.676		
<hr/>					
2003-04	Southern (LA)	12-16	.533	8-8	.500
2004-05	Southern (LA)	14-15	.464	7-9	.438
<hr/>					
2008-09	Stillman	7-20	.259	2-15	.118
2009-10	Stillman	18-11	.621	6-10	.375
2010-11	Stillman	24-8	.750	10-6	.625
2011-12	Stillman	17-11	.607	10-6	.625
2012-13	Stillman	18-10	.643	10-6	.625
2013-14	Stillman	16-13	.500	10-6	.625
<hr/>					
2014-15	Coppin State	8-23	.222	6-10	.375
2015-16	Coppin State	9-22	.333	6-10	.375
2016-17	Coppin State	0-3	.000	0-0	.000
<hr/>					
<b>7 seasons at Central State</b>		<b>126-94</b>	<b>.573</b>		
<b>2 seasons at Southern (LA)</b>		<b>26-31</b>	<b>.456</b>	<b>19-28</b>	<b>.404</b>
<b>6 seasons at Stillman</b>		<b>100-73</b>	<b>.578</b>	<b>38-43</b>	<b>.469</b>
<b>3 seasons at Coppin State</b>		<b>17-48</b>	<b>.274</b>	<b>12-20</b>	<b>.375</b>
<b>18th SEASON OVERALL</b>		<b>269-246</b>	<b>.525</b>	<b>69-91</b>	<b>.431</b>

Michael Grant embarks on his third season as the sixth Coppin State University head men's basketball coach since 1964.


In 2015-16, the Eagles advanced to the quarterfinals of the 2016 MEAC Basketball Tournament for the second straight season after upsetting NC A&T in double overtime in the opening round. The Eagles finished second in the MEAC in 3-pointers made, including making a 3-point field goal in 190 consecutive game, the longest streak in the NCAA.

Grant has won everywhere he's been during his career helping schools win conference championships and qualify for the NCAA and NAIA national tournaments.

A fifteen-year veteran, who has won 56 percent of his games, Grant comes to Coppin State from Division II Stillman College, where he was the head coach for the last six years. Grant was also the head coach from 2003-05 at Southern University (La.) where he replaced the legendary Ben Jobe and from 1996-2003 at Central State University.

During his career, Grant's teams have posted winning records 12 times and won at least 20 games in a season four times. In addition to his duties as head basketball coach at Stillman, Grant also served the college as the assistant director of athletics. More importantly, he has graduated over 80 percent of his student-athletes during his career.

## HEAD COACH MICHAEL GRANT



**Record at Coppin State**  
17-48 (3 seasons)

**Overall Record**  
269-246 (18 seasons)

Michael Grant enters his 18th season as a collegiate head coach in 2016-17. In his first two seasons at Coppin State, he led the Eagles to two opening round victories in the MEAC Basketball Tournament.

### Michael Grant Record vs. Opponents at Coppin State

Akron	0-2
Ball State	0-0
Bethune Cookman	2-1
Brigham Young	0-0
California	0-1
Chestnut Hill	1-0
Coastal Carolina	0-1
Creighton	0-1
Delaware State	2-2
Denver	0-1
Eastern Michigan	0-2
Eastern Kentucky	0-2
Evansville	0-1
Florida A&M	2-0
Fordham	0-1
Goldey-Beacom	2-0
Grand Canyon	0-0
Hampton	0-2
Hofstra	0-3
Howard	1-2
Illinois	0-1
Iowa	0-1
Iowa State	0-1
Kansas State	0-1
Maryland Eastern Shore	0-2
Michigan	0-1
Morgan State	2-2
Norfolk State	0-4
North Carolina Central	1-2
North Carolina A&T	3-0
Notre Dame	0-1
Oregon	0-1
San Francisco	0-1
South Carolina State	1-2
Savannah State	0-2
Towson	0-2
UConn	0-1
Utah	0-0
Valparaiso	0-1
<b>TOTAL</b>	<b>17-47</b>
<b>Vs. Non-Conference Opponents</b>	<b>4-27</b>
<b>Vs. MEAC Opponents</b>	<b>13-20</b>

## COPPIN STATE'S RECORD WHEN...

RECORD BY VENUE	Overall	MEAC
Overall	0-3	0-0
Home (PEC)	0-0	0-0
Away	0-3	0-0
Neutral	0-0	0-0
RECORD BY HALF		
When leading	0-1	0-0
When trailing	0-2	0-0
When tied	0-0	0-0
Biggest halftime lead	8	0-0
Lowest halftime lead	8	0-0
Biggest halftime deficit	20	0-0
Lowest halftime deficit	14	0-0
MISC		
Making 10+ 3-pointers	0-2	0-0
Leading w/5 minutes remaining	0-1	0-0
Games decided by 10 points or more	0-2	0-0
Games decided by 6-10 points	0-1	0-0
RECORD BY SCORING OFFENSE		
When CSU scores 100+ points	0-0	0-0
When CSU scores 90-99 points	0-0	0-0
When CSU scores 80-89 points	0-0	0-0
When CSU scores 70-79 points	0-1	0-0
When CSU scores 60-69 points	0-0	0-0
When CSU scores 50-59 points	0-2	0-0
When CSU scores 40-49 points	0-0	0-0
RECORD BY SCORING DEFENSE		
When opponent scores 100+ points	0-0	0-0
When opponent scores 90-99 points	0-0	0-0
When opponent scores 80-89 points	0-1	0-0
When opponent scores 70-79 points	0-2	0-0
When opponent scores 60-69 points	0-0	0-0
When opponent scores 50-59 points	1-0	1-0
When opponent scores 40-49 points	0-0	0-0
OVERTIME RECORD		
Overtime	0-0	0-0
FIELD GOAL PERCENTAGE		
When Coppin State leads in FG%	0-1	0-0
When Opponent leads in FG%	0-2	0-0
When both tie in FG%	0-0	0-0
3-POINT FIELD GOAL PERCENTAGE		
When Coppin State leads in 3FG%	0-1	0-0
When Opponent leads in 3FG%	0-2	0-0
When both tie in 3FG%	0-0	0-0
FREE THROW PERCENTAGE		
When Coppin State leads in FT%	0-1	0-0
When Opponent leads in FT%	0-2	0-0
When both tie in FT%	0-0	0-0
REBOUNDING		
When Coppin State leads in rebounds	0-0	0-0
When Opponent leads in rebounds	0-3	0-0
When both tie in rebounds	0-0	0-0
ASSISTS		
When Coppin State leads in assists	0-0	0-0
When Opponent leads in assists	0-3	0-0
When both tie in assists	0-0	0-0
BLOCKS		
When Coppin State leads in blocks	0-0	0-0
When Opponent leads in blocks	0-2	0-0
When both tie in blocks	0-1	0-0
STEALS		
When Coppin State leads in steals	0-1	0-0
When Opponent leads in steals	0-2	0-0
When both tie in steals	0-0	0-0
TURNOVERS		
When CSU has more turnovers	0-2	0-0
When Opp. has more turnovers	0-1	0-0
When both tie in turnovers	0-0	0-0
BENCH SCORING		
When CSU bench has more points	0-2	0-0
When Opp. bench has more points	0-1	0-0
When both tie in bench points	0-0	0-0
RECORD BY MONTH		
November	0-3	0-0
December	0-0	0-0
January	0-0	0-0
February	0-0	0-0
March	0-0	0-0
RECORD BY DAY		
Sunday	0-0	0-0
Monday	0-1	0-0
Tuesday	0-0	0-0
Wednesday	0-1	0-0
Thursday	0-0	0-0
Friday	0-1	0-0
Saturday	0-0	0-0

## MEAC Men's Basketball 2016-17 Standings (thru Nov. 17)

Team	MEAC	Pct.	Overall	Pct.
Norfolk State	0-0	.000	2-1	.667
Bethune Cookman	0-0	.000	1-1	.500
Florida A&M	0-0	.000	1-1	.500
North Carolina A&T	0-0	.000	1-1	.500
South Carolina State	0-0	.000	1-1	.500
Delaware State	0-0	.000	1-2	.333
North Carolina Central	0-0	.000	1-2	.333
Hampton	0-0	.000	0-1	.000
Howard	0-0	.000	0-2	.000
Morgan State	0-0	.000	0-2	.000
Savannah State	0-0	.000	0-2	.000
<b>Coppin State</b>	<b>0-0</b>	<b>.000</b>	<b>0-3</b>	<b>.000</b>
Maryland Eastern Shore	0-0	.000	0-3	.000

## 2015-16 Final MEAC Standings

Team	MEAC	Pct.	Overall	Pct.
Hampton	13-8	.813	21-11	.656
South Carolina State	12-4	.750	19-15	.559
Norfolk State	12-4	.750	17-17	.500
Bethune Cookman	10-6	.625	14-18	.438
Savannah State	9-7	.563	16-16	.500
North Carolina Central	7-9	.438	13-19	.46
Maryland Eastern Shore	7-9	.438	10-22	.313
North Carolina A&T	7-9	.438	10-22	.313
Howard	6-10	.375	12-20	.375
<b>Coppin State</b>	<b>6-10</b>	<b>.375</b>	<b>9-22</b>	<b>.290</b>
Morgan State	6-10	.375	9-22	.290
Delaware State	5-11	.313	7-25	.219
Florida A&M	4-12	.250	8-21	.276

## MEAC Schedule

### Thursday, November 17

Johnson at Florida A&M	7 p.m.
Grambling State at North Carolina A&T	7 p.m.
Chowan at Hampton	7 p.m.
Middle Georgie at Savannah State	7 p.m.
UNCW at Morgan State	7:30 p.m.
<b>Coppin State at Brigham Young</b>	<b>9 p.m.</b>

### Friday, November 18

Howard at IUPUI	12 p.m.
South Carolina State at South Carolina	6:30 p.m.
Trinity (FL) at Bethune-Cookman	7 p.m.
Norfolk State at Vanderbilt	8 p.m.
Jackson State at North Carolina Central	8 p.m.
<b>Coppin State at Utah</b>	<b>8 p.m.</b>

### Saturday, November 19

Savannah State at Memphis	1 p.m.
Howard at TBA	TBA
Campbell at Morgan State	1 p.m.

### Sunday, November 20

Maryland Eastern Shore at Wichita State	2 p.m.
Florida A&M at Air Force	4 p.m.
Bethune-Cookman at New Mexico State	5 p.m.
Hampton at Kansas State	6 p.m.



## 2016-17 COPPIN STATE SEASON HIGHS

### INDIVIDUAL

#### Points

25 -- Josh Treadwell at Hofstra (11/11/16)

#### Field Goals Made

7 -- Tre' Thomas at Coastal Carolina (11/16/16)

7 -- Josh Treadwell at Hofstra (11/11/16)

#### Field Goals Att.

17 -- Tre' Thomas at Coastal Carolina (11/16/16)

#### Field Goal Pct. (min. 5 att.)

.500 (7-14) Josh Treadwell at Hofstra (11/11/16)

#### 3-pt. Field Goals Made

6 -- Tre' Thomas at Coastal Carolina (11/16/16)

#### 3-pt. Field Goals Att.

14 -- Tre' Thomas at Coastal Carolina (11/16/16)

#### 3-pt. Field Goal Pct. (min. 5 att.)

.556 (7-9) -- Josh Treadwell at Hofstra 11/11/16

#### Free Throws Made

8 -- Joseph Gripper at Valparaiso (11/14/16)

#### Free Throws Attempted

10 -- Joseph Gripper at Valparaiso (11/14/16)

#### Rebounds

10 -- Izais Hicks at Coastal Carolina (11/16/16)

#### Assists

5 -- Joseph Gripper at Hofstra (11/11/16)

#### Steals

2 -- Lucian Brownlee at Hofstra (11/11/16)

2 -- Terry Harris Jr. at Coastal Carolina (11/16/16)

#### Blocked Shots

1 -- Izais Hicks at Coastal Carolina (11/16/16)

1 -- Izais Hicks at Valparaiso (11/14/16)

1 -- Terry Harris Jr. at Hofstra (11/11/16)

1 -- Izais Hicks at Hofstra (11/11/16)

1 -- Keith Shivers at Hofstra (11/11/16)

#### Turnovers

5 -- Keith Shivers at Valparaiso (11/14/16)

#### Fouls

4 -- Joseph Gripper at Coastal Carolina (11/16/16)

4 -- Izais Hicks at Coastal Carolina (11/16/16)

4 -- Blake Simpson at Valparaiso (11/14/16)

#### Minutes

37 -- Josh Treadwell at Hofstra (11/11/16)

### TEAM

#### Points

72 -- at Valparaiso (11/14/16)

#### Field Goals Made

25 -- at Hofstra (11/11/16)

#### Field Goals Att.

70 -- at Coastal Carolina (11/16/16)

#### Field Goal Pct. (min. 5 att.)

.446 (25-56) at Hofstra (11/11/16)

#### 3-pt. Field Goals Made

12 -- at Coastal Carolina (11/16/16)

12 -- at Hofstra (11/11/16)

#### 3-pt. Field Goals Att.

36 -- at Coastal Carolina (11/16/16)

#### 3-pt. Field Goal Pct. (min. 5 att.)

.444 (12-27) -- at Hofstra 11/11/16

#### Free Throws Made

21 -- at Valparaiso (11/14/16)

#### Free Throws Attempted

26 -- at Valparaiso (11/14/16)

#### Rebounds

39 -- at Hofstra (11/11/16)

#### Assists

13 -- at Hofstra (11/11/16)

#### Steals

8 -- at Coastal Carolina (11/16/16)

#### Blocked Shots

3 -- at Hofstra (11/11/16)

#### Turnovers

15 -- at Valparaiso (11/14/16)

#### Fouls

23 -- at Hofstra (11/11/16)

## 2016-17 COPPIN STATE STARTING LINEUPS

Opponent	(1)	(2)	(3)	(4)	(5)
at Hofstra	Joseph Gripper	Keith Shivers	Joshua Treadwell	Terry Harris Jr.	Blake Simpson
at Valparaiso	Joseph Gripper	Keith Shivers	Joshua Treadwell	Terry Harris Jr.	Blake Simpson
at Coastal Carolina	Joseph Gripper	Keith Shivers	Joshua Treadwell	Terry Harris Jr.	Blake Simpson
at Brigham Young					
at Utah					
vs. Ball State					
at Grand Canyon					
<b>Chestnut Hill</b>					
at Georgetown					
at Clemson					
at Akron					
at Buffalo					
<b>Goldey Beacom</b>					
<b>Louisiana Monroe</b>					
at Mount St. Mary's					
<b>South Carolina State</b>					
at Florida A&M					
at Bethune-Cookman					
<b>North Carolina A&amp;T</b>					
at Howard					
<b>Norfolk State</b>					
<b>Morgan State</b>					
at Hampton					
at Maryland Eastern Shore					
<b>North Carolina Central</b>					
<b>Bethune-Cookman</b>					
<b>Delaware State</b>					
at South Carolina State					
at Savannah State					
at Morgan State					
<b>Hampton</b>					
<b>Won-Loss Records</b>	(1)	(2)	(3)	(4)	(5)
<b>0-3</b>	Joseph Gripper	Keith Shivers	Joshua Treadwell	Terry Harris Jr.	Blake Simpson



## Miscellaneous Records

Longest Winning Streak, Season	30, 1975-76
Longest Winning Streak, Season (Div. I)	17, 1/9/95 to 3/3/95
Longest Winning Streak, Multiple Seasons	35, 1975-76 (30)/1976-77 (5)
Longest Winning Streak, Multiple Seasons (Div. I)	17, 1/9/95 to 3/3/95
Longest Winning Streak vs. One Opponent	28 vs. Maryland Eastern Shore, 2/5/86 to 2/22/99
Longest Winning Streak vs. One Opponent (Div. I)	28 vs. Maryland Eastern Shore, 2/5/86 to 2/22/99
Longest Homecourt Winning Streak	42, 12/19/92 to 12/10/96
Longest Homecourt Winning Streak (Div. I)	42, 12/19/92 to 12/10/96
Most Wins, Season	39 (39-2), 1975-76
Most Wins, Season (Div. I)	26 (26-7), 1989-90
Most Wins, Conference Season	17, 1997-98 (17-1 MEAC)
Most Wins, Conference Season (Div. I)	17, 1997-98 (17-1 MEAC)
Fewest Wins, Season	1 (1-13), 1964-65
Fewest Wins, Season (Div. I)	6 (6-25), 2001-02
Fewest Wins, Conference Season	3 (3-15), 2001-02
Fewest Wins, Conference Season (Div. I)	3 (3-15), 2001-02
Most Losses, Season	25 (6-25), 2001-02
Most Losses, Season (Div. I)	25 (6-25), 2001-02
Most Losses, Conference Season	15 (3-15 MEAC), 2001-02
Most Losses, Conference Season (Div. I)	15 (3-15 MEAC), 2001-02
Fewest Losses, Season	2 twice, 1975-76 (39-2) & 1976-77 (32-2)
Fewest Losses, Season (Div. I)	7 (26-7), 1989-90
Fewest Losses, Conference Season	0 four times
Fewest Losses, Conference Season (Div. I)	0 twice, 1992-93 (16-0 MEAC) & 1993-94 (16-0 MEAC)
Largest Margin of Victory	66 (109-43) vs. Bethune-Cookman, 1/21/91
Largest Margin of Victory (Div. I)	66 (109-43) vs. Bethune-Cookman, 1/21/91
Largest Margin of Defeat	54 (49-103) at Oklahoma, 12/16/00
Largest Margin of Defeat (Div. I)	54 (49-103) at Oklahoma, 12/16/00

## COPPIN STATE RECORD BOOK

### INDIVIDUAL

#### SCORING

Game	46 -- Tony Carter, Bowie State (2/7/76)
Season	894 -- Tony Carter (1976)
Career	2,158 -- Tywain McKee (2006-09)

#### REBOUNDING

Game	25 -- Joe Pace, Federal City (2/12/76)
Season	670 -- Joe Pace (1976)
Career	1,052 -- Larry Stewart (1989-91)

#### ASSISTS

Game	17 -- Gary Barnes, Rutgers-Camden (1975)
Season	670 -- Gary Barnes (1976)
Career	622 -- Larry Yarbray (1989-91)

#### BLOCKED SHOTS

Game	15 -- Joe Pace, Barber-Scotia (1/11/75)
Season	80 -- Michael Thomas (1994)
Career	198 -- Michael Thomas (1993-95)

#### STEALS

Game	12 -- Jeff Churchwell, UMES (1/26/84)
Season	132 -- Jeff Churchwell (1984)
Career	253 -- Tywain McKee (2006-09)

#### FIELD GOALS

Game	21 -- Tony Carter, Bowie State (1976)
Season	383 -- Tony Carter (1994)
Career	707 -- Tony Carter (1976-77)

#### FREE-THROWS

Game	21 -- Tony Carter, Bowie State (1976)
Season	227 -- Larry Stewart (1991)
Career	515 -- Tywain McKee (2006-09)

#### 3-POINT FIELD GOALS

Game	10 -- Keith Carmichael, Kansas (12/5/94)
Season	107 -- Keith Carmichael (1994)
Career	285 -- Keith Carmichael (1992-95)

### TEAM

#### MOST POINTS

Game	141 -- Federal City, W 141-88 (2/21/77)
Season	3,729 -- (1975-76)

#### REBOUNDS

Game	59 -- vs. Washington Adventist (11/19/09)
Season	2,417 -- (1975-76)

#### ASSISTS

Game	32 -- at Maryland Eastern Shore, (1/26/84)
Season	486 -- (1989-90)

#### BLOCKED SHOTS

Game	15 -- at Barber-Scotia (1/11/75)
Season	149 -- (1987-88)

#### STEALS

Game	30 -- Penn State Capital (2/14/85)
Season	327 -- (1991-92)

#### FIELD GOALS

Game	48 -- vs. Lincoln (PA) (11/28/95)
Season	1,575 -- (1975-76)

#### FREE-THROWS

Game	42 -- at Delaware State (1/16/99)
Season	608 -- (1975-76)

#### 3-POINT FIELD GOALS

Game	17 -- at Iowa State (12/30/15)
Season	289 -- (2011-12)

## THE LAST TIME

### 100 Points Scored

By Coppin State	103 vs. Goldey-Beacom (12/1/14)
By Opponent	104 at Iowa State (12/30/15)

### 40+ Point Victory

By Coppin State	53 (103-50) vs. Goldey-Beacom (12/1/14)
By Opponent	40 (43-83) at Morgan State (2/1/16)

### 30+ Point Victory

By Coppin State	
By Opponent	30 (59-89) at Coastal Carolina (11/16/16)

### 20+ Point Victory

By Coppin State	24 (90-66) vs. Howard (2/13/16)
By Opponent	20 (78-58) at Valparaiso (11/14/16)

### Overtime Game

Coppin State Win	67-65 at Hampton (1/21/13)
Coppin State Loss	72-74 vs. Morgan State (2/27/16)

### Double Overtime Game

Coppin State Win	102-99 vs. Southeast Missouri State (11/23/07)
Coppin State Loss	62-64 at Maryland Eastern Shore (2/18/13)

### Four or More Players in Double Figure Scoring

By Coppin State	4 at Norfolk State (2/22/16)
By Opponent	5 at Coastal Carolina (11/16/16)

### Zero Players in Double Figure Scoring

By Coppin State	At Morgan State (2/1/16)
By Opponent	

### Made 30-35 Field Goals

By Coppin State	34 vs. Howard (2/13/16)
By Opponent	31 at Norfolk State (2/22/16)

### Made 35 or more Field Goals

By Coppin State	
By Opponent	40 at Iowa (11/15/15)

### Made Fewer Than 20 Field Goals

By Coppin State	19 at Coastal Carolina (11/16/16)
By Opponent	18 vs. Howard (2/13/16)

### Had 70-79 Field Goal Attempts

By Coppin State	70 at Coastal Carolina (11/16/16)
By Opponent	72 at Iowa (11/15/15)

### Had 80-89 Field Goal Attempts

By Coppin State	
By Opponent	88 at Delaware State (2/16/15)

### Shot 50 Percent or Better From The Field

By Coppin State	53.1 (34-64) vs. Howard (2/13/16)
By Opponent	58.8 (30-51), at South Carolina State (2/6/16)

### Shot 60 Percent or Better From The Field

By Coppin State	
By Opponent	60.7 (37-61) at Creighton (12/28/15)

### Shot Less Than 30 Percent From The Field

By Coppin State	27.1 (19-70) at Coastal Carolina (11/16/16)
By Opponent	28.6 (18-63) vs. Howard (2/13/16)

### Made 10 or More 3-Pointers

By Coppin State	12-of-36 at Coastal Carolina (11/16/16)
By Opponent	11-of-29 at Coastal Carolina (11/16/16)

### Made 15 or More 3-Pointers

By Coppin State	17-of-30 at Iowa State (12/30/15)
By Opponent	15-of-24 at Fordham (12/13/15)

### Made Zero 3-Pointers

By Coppin State	None Since 2008
By Opponent	0-for-17 at Iowa (12/22/12)

### Attempted 30 or More 3-Pointers

By Coppin State	36 (12-for-36) at Coastal Carolina (11/16/16)
By Opponent	35 (11-for-35) at Hofstra (11/11/16)

### Shot Over 60 Percent From 3-Point Range

By Coppin State	70.6 (12-17) at Savannah State (2/9/15)
By Opponent	62.5 (15-24) at Fordham (12/13/15)

### Shot Less Than 20 Percent From 3-Point Range

By Coppin State	15.0 (3-20) at Valparaiso (11/14/16)
By Opponent	12.5 (2-16) vs. Hampton (12/5/15)

### Made 30-39 Free Throws

By Coppin State	30 at Delaware State (2/11/15)
By Opponent	31 vs. Towson (11/28/15)

### Made 40 or More Free Throws

By Coppin State	40-of-51 at Bowie State (2/6/11)
By Opponent	40-of-55 at Bloomsburg (11/16/13)

### Made 5 or Fewer Free Throws

By Coppin State	4 at Morgan State (2/1/16)
By Opponent	3 at Bethune Cookman (1/16/16)

### Had 40-49 Free Throw Attempts

By Coppin State	32-of-43 at Delaware State (2/16/15)
By Opponent	31-of-48 vs. Towson (11/28/15)

### Had 50 or More Free Throw Attempts

By Coppin State	
By Opponent	

### Shot 80 Percent or Better From the Free Throw Line

By Coppin State	80.8 (21-26) at Valparaiso (11/14/16)
By Opponent	80.0 (20-25) at Coastal Carolina (11/16/16)

### Shot 90 Percent or Better From the Free Throw Line

By Coppin State	90.9(10-11) at Charlotte (12/19/11)
By Opponent	92.9 (13-14) at Michigan (11/29/13)

### Shot 100 Percent From the Free Throw Line

By Coppin State	12-for-12 vs. Bethune Cookman (3/1/12)
By Opponent	

### Had 50-59 Rebounds

By Coppin State	
By Opponent	59 at Coastal Carolina (11/16/16)

### Had 60 or More Rebounds

By Coppin State	
By Opponent	61 at Akron (1/2/13)

### Had 20-29 Assists

By Coppin State	20 at Iowa State (12/30/15)
By Opponent	21 at Morgan State (2/1/16)

### Had 10 or More Blocks

By Coppin State	
By Opponent	10 at Eastern Michigan (12/23/14)

### Had 15 or More Steals

By Coppin State	16 vs. Evansville (12/28/14)
By Opponent	

### Had 20 or More Steals

By Coppin State	
By Opponent	

## THE LAST TIME A PLAYER ...

### 30 or More Points Scored

By Coppin State	30, Michael Harper, vs. North Carolina A&T (1/23/12)
By Opponent	31, Devin Watson, at San Francisco (12/18/15)

### 35 or More Points Scored

By Coppin State	
By Opponent	40, Amere May, Delaware State, (3/5/15)

### Two or More Players Scored 20+ Points

By Coppin State	C. Kessee (22), T Harris (21) at Delaware State (3/3/16)
By Opponent	Shane Hammink (23), Alec Peters (20), at Valparaiso (11/14/16)

### Three or More Players Scored 20+ Points

By Coppin State	
By Opponent	

### Made 10 or More Field Goals

By Coppin State	11 (11-14), Christian Kessee, vs. Howard (2/13/16)
By Opponent	10 (10-12), Dontae Caldwell, UMES (1/30/16)

### Made 15 or More Field Goals

By Coppin State	
By Opponent	16 (16-34), Amere May, Delaware State (2/16/15)

### Made 5 or More 3-Pointers

By Coppin State	Joshua Treadwell, 5-for-9, at Hofstra (11/11/16)
By Opponent	Amere May, 5-for-10, Delaware State (2/16/15)

### Made 6 or More 3-Pointers

By Coppin State	Tre' Thomas, 6-for-14, at Coastal Carolina (11/16/16)
By Opponent	Ed Stephens, 6-for-8, South Carolina State (2/6/16)

### Made 7 or More 3-Pointers

By Coppin State	Andre Armstrong, 8-for-12, at North Carolina A&T (1/28/13)
By Opponent	Pat Moore, 7-for-9, Colgate (11/18/12)

### Made 8 or More 3-Pointers

By Coppin State	Andre Armstrong, 8-for-12, at North Carolina A&T (1/28/13)
By Opponent	

### Made 10 or More Free Throws

By Coppin State	Terry Harris Jr., 12-13, at Delaware State (3/3/16)
By Opponent	Byron Hawkins, 11-13, Towson (11/28/15)

### Made 15 or More Free Throws

By Coppin State	
By Opponent	James Daniel III, 17-of-19, Howard (2/13/16)

### Attempted 20 or More Free Throws

By Coppin State	
By Opponent	

### Was Perfect With 10 or More Free Throws

By Coppin State	
By Opponent	

### Had 15 or More Rebounds

By Coppin State	Michael Murray, 15, vs. Cheyney (11/24/12)
By Opponent	Isaiah Johnson, 15, Akron (12/2/15)

### Had 20 or More Rebounds

By Coppin State	Antonio Williams, 21, vs. Hampton (1/4/12)
By Opponent	Rokas Gustys, 23, at Hofstra (11/11/16)

### Had 25 or More Rebounds

By Coppin State	
By Opponent	Kendall Gray, 30, Delaware State (3/5/15)

### Two Players Had 10 or More Rebounds

By Coppin State	
By Opponent	

### Two or More Players Had Double-Doubles

By Coppin State	
By Opponent	

### Shot 100 Percent From the Field (min. 5 attempts)

By Coppin State	
By Opponent	

### Shot 100 Percent from 3-Point Range (min. 5 attempts)

By Coppin State	None since 2006
By Opponent	

### Had 10 or more Assists

By Coppin State	Taariq Cephas, 12, at North Carolina Central (1/24/15)
By Opponent	Monte Morris, 11, Iowa State (12/30/15)

### Had 15 or more Assists

By Coppin State	None since 2006
By Opponent	None since 2006

### Had 20+ Points and 10+ Rebounds

By Coppin State	Terry Harris, Jr. (26 pts, 10 rbs), vs. Gold Key-Beacom (11/18/15)
By Opponent	

### Had 20+ Points and 15+ Rebounds

By Coppin State	
By Opponent	

### Had 10+ Points and 10+ Assists

By Coppin State	
By Opponent	

### Had 15+ Points and 10+ Assists

By Coppin State	
By Opponent	

### Had 5 or More Steals

By Coppin State	Taariq Cephas, 6, vs. Florida A&M (1/19/15)
By Opponent	Corey Walden, 5, Eastern Michigan (12/23/14)

### Had 9 or More Steals

By Coppin State	None since 2006
By Opponent	None since 2006

### Had 5 or More Blocks

By Coppin State	Brandon St. Louis, 5, vs. UMBC (12/11/13)
By Opponent	LaRon Smith, 5, at Bethune Cookman (1/16/16)

### Had 7 or More Blocks

By Coppin State	
By Opponent	

### Recorded A Triple Double

By Coppin State	
By Opponent	

### Played 45 or More Minutes

By Coppin State	Keith Shivers (45), vs Maryland E. Shore (1/30/16)
By Opponent	

### Scored 20 or More Points off the Bench

By Coppin State	
By Opponent	Eli Pemberton (20), at Hofstra (11/11/16)

## 2016-17 BOX SCORES

### HOFSTRA 74, COPPIN STATE 72

**Official Basketball Box Score -- Game Totals -- Final Statistics**  
**Coppin State vs Hofstra**  
**11/11/16 7:25 p.m. at Hempstead, N.Y./Mack Sports Complex**

**Coppin State: 72 • 0-1**

#	Player	Total		3-Ptr		Rebounds			PF	TP	A	TO	Blk	Stl	Min
		FG-FGA	FG-FGA	FT-FTA	Off	Def	Tot								
15	SIMPSON,Blake	2-3	0-0	1-2	1	5	6	3	5	0	0	0	0	0	23
25	HARRIS,Terry	1-8	1-4	0-0	1	7	8	2	3	2	2	1	0	0	30
03	TREADWELL,Josh	7-14	5-9	6-9	4	4	8	1	25	0	1	0	1	0	37
22	SHIVERS,Keith	3-9	1-4	0-0	0	3	3	2	7	2	2	1	1	0	26
23	GRIPPER,Joseph	0-1	0-1	0-0	0	1	1	4	2	5	3	0	1	1	17
00	HINSON,Rasool	0-1	0-0	0-0	0	0	0	2	0	0	2	0	1	1	4
04	THOMAS,Tre'	3-7	2-5	0-0	0	1	1	2	8	1	0	0	0	0	26
11	HICKS,Izais	2-2	0-0	2-2	0	6	6	3	6	0	0	1	0	1	17
13	CLAYTON,Dejuan	4-6	2-3	1-5	0	1	4	11	0	0	0	0	0	0	14
21	BROWNLEE,Lucian	2-2	1-1	0-0	0	0	0	0	5	3	0	0	1	5	
35	MURINDA,Mufaro	0-0	0-0	0-0	0	0	0	0	0	0	0	0	0	1	
	Team				0	5	5								
<b>Totals</b>		<b>25-56</b>	<b>12-27</b>	<b>10-18</b>	<b>6</b>	<b>33</b>	<b>39</b>	<b>23</b>	<b>72</b>	<b>13</b>	<b>11</b>	<b>3</b>	<b>5</b>	<b>200</b>	

FG % 1st Half: 13-30 43.3% 2nd half: 12-26 46.2% Game: 25-56 44.6% Deadball  
 3FG % 1st Half: 7-15 46.7% 2nd half: 5-12 41.7% Game: 12-27 44.4% Rebounds  
 FT % 1st Half: 3-8 37.5% 2nd half: 7-10 70.0% Game: 10-18 55.6% 9

**Hofstra 74 • 1-0**

#	Player	Total		3-Ptr		Rebounds			PF	TP	A	TO	Blk	Stl	Min
		FG-FGA	FG-FGA	FT-FTA	Off	Def	Tot								
24	Robinson, Jamall	1-5	1-3	0-0	0	0	0	2	3	2	0	0	3	15	
11	Gustys, Rokas	5-9	0-0	0-8	7	16	23	1	10	1	2	1	2	36	
02	Powers, Deron	4-9	3-6	1-3	2	2	4	1	12	5	1	0	0	34	
03	Wright-Foreman, J	4-10	1-5	0-0	0	1	1	4	9	0	1	0	1	14	
34	Bernardi, Brian	0-9	0-8	6-6	1	4	5	1	6	3	1	0	0	33	
04	Greer, Ty	2-5	1-3	0-0	1	1	2	3	5	4	1	1	0	24	
04	Baue, Desture	2-5	1-2	2-2	0	0	0	2	7	1	0	0	0	15	
05	Memberton, Eli	7-12	4-8	2-2	2	2	4	2	20	0	3	0	1	25	
30	Sabety, Hunter	1-1	0-0	0-1	1	4	5	1	2	0	0	1	0	4	
	Team				0	0	0								
<b>Totals</b>		<b>26-65</b>	<b>11-35</b>	<b>11-22</b>	<b>14</b>	<b>30</b>	<b>44</b>	<b>17</b>	<b>74</b>	<b>16</b>	<b>9</b>	<b>3</b>	<b>7</b>	<b>200</b>	

FG % 1st Half: 9-33 27.3% 2nd half: 17-32 53.1% Game: 26-65 40.0% Deadball  
 3FG % 1st Half: 6-21 28.6% 2nd half: 5-14 35.7% Game: 11-35 31.4% Rebounds  
 FT % 1st Half: 4-11 36.4% 2nd half: 7-11 63.6% Game: 11-22 50.0% 8

Officials: Keith Fogelman, William Flower, Jr., Mike Millione  
 Technical fouls: Coppin State-None, Hofstra-None.  
 Attendance: 1684

Score by periods	1st	2nd	Total	Points	In	Off	2nd	Fast	Bench
Coppin State	36	36	72	CSUM	22	4	9	11	30
Hofstra	28	46	74	HOFSTRA	26	10	17	6	34

Last FG - CSUM 2nd-00:18, HOFSTRA 2nd-02:26. Score tied - 9 times.  
 Largest lead - CSUM by 11 1st-00:23, HOFSTRA by 6 2nd-01:36. Lead changed - 13 times.  
 CSUM led for 11:23, HOFSTRA led for 12:08. Game was tied for 06:07.

### VIRGINIA 103, COPPIN STATE 40

**Official Basketball Box Score -- Game Totals -- Final Statistics**  
**Coppin State vs Valparaiso**  
**11/14/16 7:02 p.m. at Valparaiso, Ind. (ARC)**

**Coppin State 58 • 0-2**

#	Player	Total		3-Ptr		Rebounds			PF	TP	A	TO	Blk	Stl	Min
		FG-FGA	FG-FGA	FT-FTA	Off	Def	Tot								
15	SIMPSON,Blake	0-3	0-0	0-0	1	2	3	4	0	1	1	0	0	14	
25	HARRIS,Terry	6-16	0-2	3-3	1	6	7	2	15	0	0	0	0	29	
03	TREADWELL,Josh	3-9	2-5	3-3	0	2	2	2	11	0	2	0	0	29	
22	SHIVERS,Keith	0-4	0-3	1-2	0	2	2	2	1	2	5	0	0	27	
23	GRIPPER,Joseph	1-7	0-1	8-10	2	2	4	2	10	4	3	0	0	26	
02	DAVENPORT,Juwan	1-1	0-0	2-4	3	4	7	0	4	1	1	0	1	14	
04	THOMAS,Tre'	0-1	0-0	0-0	1	0	1	0	0	0	1	0	0	4	
11	HICKS,Izais	0-1	0-0	0-0	0	1	1	3	0	0	0	1	1	14	
13	CLAYTON,Dejuan	2-7	0-4	2-2	1	2	3	2	6	1	2	0	0	24	
21	BROWNLEE,Lucian	4-6	1-3	0-0	0	0	0	0	9	0	0	0	0	12	
35	MURINDA,Mufaro	0-2	0-2	2-2	0	3	3	3	2	0	0	0	0	7	
	Team				1	3	4								
<b>Totals</b>		<b>17-57</b>	<b>3-20</b>	<b>21-26</b>	<b>10</b>	<b>27</b>	<b>37</b>	<b>20</b>	<b>58</b>	<b>9</b>	<b>15</b>	<b>1</b>	<b>2</b>	<b>200</b>	

FG % 1st Half: 7-26 26.9% 2nd half: 10-31 32.3% Game: 17-57 29.8% Deadball  
 3FG % 1st Half: 1-10 10.0% 2nd half: 2-10 20.0% Game: 3-20 15.0% Rebounds  
 FT % 1st Half: 8-12 66.7% 2nd half: 8-11 72.7% Game: 21-26 80.8% 3

**Valparaiso 78 • 3-0**

#	Player	Total		3-Ptr		Rebounds			PF	TP	A	TO	Blk	Stl	Min
		FG-FGA	FG-FGA	FT-FTA	Off	Def	Tot								
23	ADEKOVA, Jubril	2-4	0-1	0-1	1	3	4	2	4	2	2	0	1	27	
25	PETERS, Alec	7-20	1-6	5-5	1	7	8	3	20	2	1	1	0	32	
03	JOSEPH, Max	6-7	1-2	2-2	2	2	4	2	15	0	2	1	0	35	
11	HAMMINK, Shane	8-11	1-3	6-7	2	5	7	4	23	2	3	0	1	34	
15	WILLIAMS, Lexus	0-2	0-1	0-0	0	2	2	2	0	1	1	0	1	18	
01	BRADFORD, Micah	3-9	2-7	4-4	0	5	5	2	12	2	2	0	0	18	
05	KARYS, Jason	0-0	0-0	0-0	0	0	0	0	0	0	1	1	0	1	
14	SOROLLA, Jaume	1-2	0-0	0-0	1	0	1	0	2	1	0	1	0	8	
21	SMITS, Derrick	0-1	0-1	0-2	0	2	3	0	0	1	1	1	0	12	
22	DAVIDSON, Nick	1-4	0-2	0-0	0	0	0	0	2	0	0	0	0	11	
30	LEVINGSTON SIMON, C	0-1	0-0	0-0	0	0	0	1	0	0	0	0	0	1	
33	KISER, John	0-1	0-1	0-0	1	1	2	0	0	0	0	0	0	3	
	Team				2	4	6								
<b>Totals</b>		<b>28-62</b>	<b>5-24</b>	<b>17-21</b>	<b>10</b>	<b>31</b>	<b>41</b>	<b>19</b>	<b>78</b>	<b>12</b>	<b>13</b>	<b>4</b>	<b>3</b>	<b>200</b>	

FG % 1st Half: 15-28 53.6% 2nd half: 13-34 38.2% Game: 28-62 45.2% Deadball  
 3FG % 1st Half: 4-14 28.6% 2nd half: 1-10 10.0% Game: 5-24 20.8% Rebounds  
 FT % 1st Half: 8-12 66.7% 2nd half: 9-9 100.0% Game: 17-21 81.0% 1.1

Officials: Lewis Garrison, Steve Honacki, Gerald Williams  
 Technical fouls: Coppin State-None, Valparaiso-None.  
 Attendance: 1972

Score by periods	1st	2nd	Total	Points	In	Off	2nd	Fast	Bench
Coppin State	28	30	58	CSUM	18	5	6	10	21
Valparaiso	42	36	78	VALPO	34	11	10	6	16

Last FG - CSUM 2nd-00:00, VALPO 2nd-00:58. Score tied - 0 times.  
 Largest lead - CSUM None, VALPO by 26 2nd-00:58. Lead changed - 0 times.  
 CSUM led for 00:00, VALPO led for 39:36. Game was tied for 00:24.

### COASTAL CAROLINA 89, COPPIN STATE 59

**Official Basketball Box Score -- Game Totals -- Final Statistics**  
**Coppin State vs Coastal Carolina**  
**11/16/16 7 PM at Conway, SC**

**Coppin State 59 • 0-2**

#	Player	Total		3-Ptr		Rebounds			PF	TP	A	TO	Blk	Stl	Min
		FG-FGA	FG-FGA	FT-FTA	Off	Def	Tot								
03	TREADWELL,Josh	2-7	1-2	2-4	1	1	2	1	7	0	2	0	1	18	
15	SIMPSON,Blake	0-1	0-0	1-4	3	2	5	3	1	1	0	0	0	13	
22	SHIVERS,Keith	0-4	0-0	0-0	2	0	2	2	0	0	1	0	0	9	
23	GRIPPER,Joseph	0-0	0-0	0-2	0	0	0	4	0	0	1	0	0	11	
25	HARRIS,Terry	2-13	0-4	0-0	0	2	3	4	1	1	1	0	2	14	
00	HINSON,Rasool	1-2	1-1	2-3	1	0	1	1	5	0	0	0	1	9	
02	DAVENPORT,Juwan	1-3	0-2	0-0	2	1	3	2	2	1	1	0	0	18	
04	THOMAS,Tre'	7-17	6-14	3-5	1	3	4	0	23	1	0	0	0	27	
11	HICKS,Izais	1-3	0-0	1-2	4	6	10	4	3	1	0	1	1	27	
13	CLAYTON,Dejuan	1-9	1-4	0-0	0	2	2	2	3	1	1	0	1	28	
21	BROWNLEE,Lucian	4-8	3-6	0-0	1	1	2	0	11	0	1	0	2	17	
35	MURINDA,Mufaro	0-3	0-3	0-1	0	0	0	0	0	0	0	0	0	9	
	Team				2	3	5								
<b>Totals</b>		<b>19-70</b>	<b>12-36</b>	<b>9-21</b>	<b>17</b>	<b>21</b>	<b>38</b>	<b>22</b>	<b>59</b>	<b>6</b>	<b>9</b>	<b>1</b>	<b>8</b>	<b>200</b>	

FG % 1st Half: 10-32 31.3% 2nd half: 9-38 23.7% Game: 19-70 27.1% Deadball  
 3FG % 1st Half: 6-15 40.0% 2nd half: 6-21 28.6% Game: 12-36 33.3% Rebounds  
 FT % 1st Half: 3-9 33.3% 2nd half: 6-12 50.0% Game: 9-21 42.9% 5

**Coastal Carolina 89 • 0-2**



**Coppin State Basketball 16-17**  
**Coppin State Team Game-by-Game Comparison (as of Nov 17, 2016)**  
**All games**

Opponent	1st	2nd	Score	Mar	Total FG	FG Pct	3-Pointers	3FG Pct	Free Throws	FT Pct	Rebounds	Assist	T/Over	Block	Steal	Fouls	
Hofstra	36/28	36/46	72-74	(2)	25-56/26-65	.446/.400	12-27/11-35	.444/.314	10-18/11-22	.556/.500	39/44	(5)	13/16	11/9	3/3	5/7	23/17
Valparaiso	28/42	30/36	58-78	(20)	17-57/28-62	.298/.452	3-20/5-24	.150/.208	21-26/17-21	.808/.810	37/41	(4)	9/12	15/13	1/4	2/3	20/19
Coastal Carolina	29/49	30/40	59-89	(30)	19-70/29-63	.271/.460	12-36/11-29	.333/.379	9-21/20-25	.429/.800	38/59	(21)	6/16	9/18	1/6	8/5	22/17

Note: Game totals are displayed in the format TEAM/OPPONENT for each category

**Coppin State Basketball 16-17**  
**Coppin State Points-Rebounds-Assists (as of Nov 17, 2016)**  
**All games**

Opponent	Date	Score		00	02	03	04	11	13	15
				HINSON,RAS	DAVENPORT,	TREADWELL,	THOMAS,TRE	HICKS,IZAI	CLAYTON,DE	SIMPSON,BL
at Hofstra	11/11/16	72-74	L	0-0-0	DNP	25-8-0	8-1-1	6-6-0	11-1-0	5-6-0
at Valparaiso	11/14/16	58-78	L	DNP	4-7-1	11-2-0	0-1-0	0-1-0	6-3-1	0-3-1
at Coastal Carolina	11/16/16	59-89	L	5-1-0	2-3-1	7-2-0	23-4-1	3-10-1	3-2-1	1-5-1

Opponent	Date	Score		21	22	23	25	35
				BROWNLEE,L	SHIVERS,KE	GRIPPER,JO	HARRIS,TER	MURINDA,MU
at Hofstra	11/11/16	72-74	L	5-0-3	7-3-2	2-1-5	3-8-2	0-0-0
at Valparaiso	11/14/16	58-78	L	9-0-0	1-2-2	10-4-4	15-7-0	2-3-0
at Coastal Carolina	11/16/16	59-89	L	11-2-0	0-2-0	0-0-0	4-2-1	0-0-0

**Coppin State Basketball 16-17**  
**Coppin State Combined Team Statistics (as of Nov 16, 2016)**  
**All games**


<b>RECORD:</b>	<b>OVERALL</b>	<b>HOME</b>	<b>AWAY</b>	<b>NEUTRAL</b>
ALL GAMES	0-3	0-0	0-3	0-0
CONFERENCE	0-0	0-0	0-0	0-0
NON-CONFERENCE	0-3	0-0	0-3	0-0

#	Player	gp-gs	min	avg	Total		3-Point		F-Throw		Rebounds				pf	dq	a	to	blk	stl	pts	avg
					fg-fga	fg%	3fg-fga	3fg%	ft-fa	ft%	off	def	tot	avg								
00	HINSON,Rasool	2-0	13	6.5	1-3	.333	1-1	1.000	2-3	.667	1	0	1	0.5	3	0	0	2	0	2	5	2.5
02	DAVENPORT,Juwan	2-0	32	16.0	2-4	.500	0-2	.000	2-4	.500	5	5	10	5.0	2	0	2	2	0	1	6	3.0
03	TREADWELL,Josh	3-3	84	28.0	12-30	.400	8-16	.500	11-16	.688	5	7	12	4.0	4	0	0	5	0	2	43	14.3
04	THOMAS,Tre'	3-0	57	19.0	10-25	.400	8-19	.421	3-5	.600	2	4	6	2.0	2	0	2	1	0	0	31	10.3
11	HICKS,Izais	3-0	58	19.3	3-6	.500	0-0	.000	3-4	.750	4	13	17	5.7	10	0	1	0	3	2	9	3.0
13	CLAYTON,Dejuan	3-0	66	22.0	7-22	.318	3-11	.273	3-7	.429	1	5	6	2.0	8	0	2	3	0	1	20	6.7
15	SIMPSON,Blake	3-3	50	16.7	2-7	.286	0-0	.000	2-6	.333	5	9	14	4.7	10	0	2	1	0	0	6	2.0
21	BROWNLEE,Lucian	3-0	34	11.3	10-16	.625	5-10	.500	0-0	.000	1	1	2	0.7	0	0	3	1	0	3	25	8.3
22	SHIVERS,Keith	3-3	62	20.7	3-17	.176	1-7	.143	1-2	.500	2	5	7	2.3	6	0	4	8	1	1	8	2.7
23	GRIPPER,Joseph	3-3	54	18.0	2-11	.182	0-2	.000	8-12	.667	2	3	5	1.7	10	0	9	7	0	1	12	4.0
25	HARRIS,Terry	3-3	73	24.3	9-37	.243	1-10	.100	3-3	1.000	2	15	17	5.7	7	0	3	3	1	2	22	7.3
35	MURINDA,Mufaro	3-0	17	5.7	0-5	.000	0-5	.000	2-3	.667	0	3	3	1.0	3	0	0	0	0	0	2	0.7
Team											3	11	14				2					
Total.....		3	600		61-183	.333	27-83	.325	40-65	.615	33	81	114	38.0	65	0	28	35	5	15	189	63.0
Opponents.....		3	600		83-190	.437	27-88	.307	48-68	.706	42	102	144	48.0	53	-	44	40	13	15	241	80.3

TEAM STATISTICS	CSUM	OPP	Date	Opponent	Score	Att.
SCORING	189	241	11/11/16	at Hofstra	L 72-74	1684
Points per game	63.0	80.3	11/14/16	at Valparaiso	L 58-78	1972
Scoring margin	-17.3	-	11/16/16	at Coastal Carolina	L 59-89	1754
FIELD GOALS-ATT	61-183	83-190	* - Conference game			
Field goal pct	.333	.437				
3 POINT FG-ATT	27-83	27-88				
3-point FG pct	.325	.307				
3-pt FG made per game	9.0	9.0				
FREE THROWS-ATT	40-65	48-68				
Free throw pct	.615	.706				
F-Throws made per game	13.3	16.0				
REBOUNDS	114	144				
Rebounds per game	38.0	48.0				
Rebounding margin	-10.0	-				
ASSISTS	28	44				
Assists per game	9.3	14.7				
TURNOVERS	35	40				
Turnovers per game	11.7	13.3				
Turnover margin	+1.7	-				
Assist/turnover ratio	0.8	1.1				
STEALS	15	15				
Steals per game	5.0	5.0				
BLOCKS	5	13				
Blocks per game	1.7	4.3				
ATTENDANCE	0	5410				
Home games-Avg/Game	0-0	3-1803				
Neutral site-Avg/Game	-	0-0				


Score by Periods	1st	2nd	Totals
Coppin State	93	96	189
Opponents	119	122	241

**2016-17 COPPIN STATE RADIO/TV ROSTER**



**0**

**Rasool Hinson**  
R-Fr., G - 6-3, 180  
PPG: 2.5 RPG: 0.5  
GP/Gs: 2 / 0



**1**

**Chas Brown**  
Sr., F/C - 6-9, 240  
PPG: -- RPG: --  
GP/Gs: -- / --



**2**

**Juwan Davenport**  
R-Fr., G - 6-3, 150  
PPG: 3.0 RPG: 5.0  
GP/Gs: 2 / 0




**3**

**Joshua Treadwell**  
Sr., G/F - 6-5, 213  
PPG: 14.3 RPG: 4.0  
GP/Gs: 3 / 3



**4**

**Tre' Thomas Jr.**  
G - 6-3, 180  
PPG: 10.3 RPG: 2.0  
GP/Gs: 3 / 0




**11**

**Izais Hicks**  
Sr., F - 6-8, 200  
PPG: 3.0 RPG: 5.7  
GP/Gs: 3 / 0




**13**

**Dejuan Clayton**  
Fr., G - 6-2, 175  
PPG: 6.7 RPG: 2.0  
GP/Gs: 3 / 0



**15**

**Blake Simpson Jr.**  
F - 6-7, 230  
PPG: 2.0 RPG: 4.7  
GP/Gs: 3 / 3




**21**

**Lucian Brownlee**  
So., G - 6-2, 165  
PPG: 8.3 RPG: 0.7  
GP/Gs: 3 / 0




**22**

**Keith Shivers Sr.**  
G - 6-4, 195  
PPG: 2.7 RPG: 2.3  
GP/Gs: 3 / 3



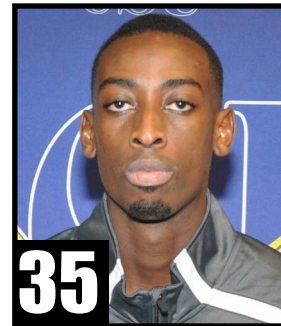
**23**

**Joseph Gripper**  
Sr., G - 6-2, 175  
PPG: 4.0 APG: 3.0  
GP/Gs: 3 / 3




**25**

**Terry Harris Jr.**  
Sr., F - 6-8, 205  
PPG: 7.3 RPG: 5.7  
GP/Gs: 3 / 3



**35**

**Mufaro Murinda Sr.**  
F - 6-7, 195  
PPG: 0.7 RPG: 1.0  
GP/Gs: 3 / 0



**Michael Grant**  
Head Coach  
3rd Year at Coppin




**Elwin McRoy**  
Associate Head Coach  
3rd Year at Coppin



**Keith Brown**  
Assistant Coach  
1st Year at Coppin



**Stephen Stewart**  
Assistant Coach  
1st Year at Coppin



**Carnell Arrington**  
Director of Operations  
2nd Year at Coppin