



MICHIGAN STATE F O O T B A L L

6 NATIONAL CHAMPIONSHIPS • 9 BIG TEN CHAMPIONSHIPS • 2015 COLLEGE FOOTBALL PLAYOFF • THREE STRAIGHT TOP-10 FINISHES
MICHIGAN STATE ATHLETIC COMMUNICATIONS • 534 BIRCH ROAD • Z-22 BRESLIN CENTER • EAST LANSING, MICH. 48824
OFFICE PHONE: 517-355-2271 • WEBSITE: MSUSPARTANS.COM • TWITTER: @MSU_FOOTBALL • INSTAGRAM: MSU_SPARTANS

SCHEDULES & SCOREBOARDS

MICHIGAN STATE (2-2, 0-2 BIG TEN)

Sept. 2	FURMAN (BTN)	W, 28-13
Sept. 17	at No. 18/18 Notre Dame (NBC)	W, 36-28
Sept. 24	No. 11/10 WISCONSIN (BTN)	L, 6-30
Oct. 1	at Indiana (BTN)	L, 21-24 (OT)
Oct. 8	BYU (ABC)	3:30 p.m.
Oct. 15	NORTHWESTERN (HC) (BTN)	3:30 p.m.
Oct. 22	at Maryland (BTN)	7:30 p.m.
Oct. 29	MICHIGAN	TBA
Nov. 5	at Illinois	TBA
Nov. 12	RUTGERS	TBA
Nov. 19	OHIO STATE	TBA
Nov. 26	at Penn State	TBA

BYU (2-3)

Sept. 3	vs. Arizona (Phoenix, Ariz.)	W, 18-16
Sept. 10	at Utah	L, 19-20
Sept. 17	UCLA	L, 14-17
Sept. 24	vs. West Virginia (Landover, Md.)	L, 32-35
Sept. 30	TOLEDO	W, 55-53
Oct. 8	at Michigan State	3:30 p.m.
Oct. 14	MISSISSIPPI STATE	10:15 p.m.
Oct. 20	at Boise State	10:15 p.m.
Nov. 5	at Cincinnati	TBA
Nov. 12	SOUTHERN UTAH	3 p.m.
Nov. 19	MASSACHUSETTS	TBA
Nov. 26	UTAH STATE	TBA

* All times listed – Eastern. Rankings – AP/Coaches

MEDIA COVERAGE

TV: ABC/ESPN2
Play-by-Play: Mike Patrick
Analyst: Ed Cunningham
Sideline: Dr. Jerry Punch



RADIO: SPARTAN SPORTS NETWORK

Play-by-Play: George Blaha
Analyst: Jason Strayhorn
Sideline: Keith Nichol
Broadcast Host: Will Tieman
Website: SpartanSportsNetwork.com
Mobile: SSN 24/7 App (iOS, Android)
Flagship Stations: Lansing: WMMQ (94.9 FM)/WJIM (1240 AM); Detroit: WJR (760 AM)
Affiliates: 39 affiliates listed at SpartanSportsNetwork.com
Satellite: 135 (Sirius), 195 (XM), 965 (SiriusXM.com)



MSU ATHLETIC COMMUNICATIONS

Assistant Director/Football Contact Ben Phlegar
Cell Phone (517) 896-0031
E-Mail phlegarb@ath.msu.edu
Assistant Director/Football Contact Zach Fisher
Cell Phone (517) 896-2413
E-Mail zfisher@ath.msu.edu
Office Phone 517-355-2271
Website msuspartans.com
Twitter @msu_football
Facebook MSUAthletics

GAME

5

MICHIGAN STATE (2-2, 0-2 BIG TEN) VS. BYU (2-3)

Date Saturday, Oct. 8
Kickoff 3:36 p.m. EDT
Location East Lansing, Mich.
Stadium Spartan Stadium (75,005)
Surface Natural Grass
TV ABC/ESPN2 (reverse mirror)
Web WatchESPN
Live Stats Gametracker (msuspartans.com)
Tickets msuspartans.com
All-Time Series First meeting



Head Coach
Mark Dantonio

MSU Record
89-35 (10th year)

Overall Record
107-52 (13th year)

Record vs. BYU
0-0

Head Coach
Kalani Sitake

BYU Record
2-3 (first year)

Overall Record
2-3 (first year)

Record vs. MSU
0-0

FIRST-AND-10 –

• Michigan State steps out of conference play for the final time during the regular season when it hosts BYU on Saturday, Oct. 8 in Spartan Stadium at 3:36 p.m. in the first-ever meeting between the two schools. The game will be broadcast on ABC and ESPN2 (reverse mirror). The Spartans (2-2, 0-2 B1G) are looking to snap a two-game skid following a 24-21 overtime loss at Indiana last Saturday, while the Cougars are 2-3 after defeating Toledo at home on Friday, 55-53.

• Saturday's game marks the first-ever meeting between Michigan State and BYU. The home-and-home series was announced in 2015. MSU will make its first-ever appearance in the 63,470-seat LaVell Edwards Stadium in Provo, Utah, on Sept. 12, 2020. BYU has been an independent program in football since 2011.

• Under **Mark Dantonio**, Michigan State has produced a 52-13 record (.800) in home games since 2007, including a 15-game winning streak (7-0 in 2010, 7-0 in 2011, won first game in 2012) and a 12-game winning streak (7-0 in 2013; won first five in 2014), which rank second and tied for third, respectively, in Spartan Stadium history. MSU is 37-7 (.841) at home since 2010 and 21-2 (.913) since 2013. Dantonio is 26-2 (.929) against non-conference opponents in Spartan Stadium (only losses: 2009 to Central Michigan; 2012 to No. 20 Notre Dame).

• **MSU's 67 wins since 2010 are tied for sixth most among NCAA Football Bowl Subdivision teams and most in the Big Ten during that same period.** The Spartans have posted six consecutive winning seasons, a first for the program since 1985-90. MSU has won 67 of its last 85 games (67-18; .788), dating back to the beginning of the 2010 season. During that span, MSU has claimed three Big Ten Championships (2010, 2013, 2015) and three Big Ten Division titles (2011, 2013, 2015). In addition, the Spartans recorded a school-record four consecutive bowl victories (2012 Outback against No. 18 Georgia, 2012 Buffalo Wild Wings against TCU, 2014 Rose Bowl Game against No. 5 Stanford, 2015 Cotton Bowl Classic against No. 4 Baylor), which also tied a Big Ten record.

• **Mark Dantonio** is 35-12 (.745) against non-conference opponents, including a 26-2 (.929) mark in Spartan Stadium. Dantonio is 25-1 in games against teams in the Group of Five conferences.



2016 SPARTAN FOOTBALL GAME NOTES

MICHIGAN STATE QUICK FACTS

GENERAL INFORMATION

Location: East Lansing, Mich.
 Enrollment: 48,272 (spring 2016)
 Conference: Big Ten (East Division)
 Nickname: Spartans
 Colors: Green and White
 President: Dr. Lou Anna K. Simon
 Athletics Director: Mark Hollis
 Stadium (Capacity): Spartan Stadium (75,005)
 Surface: Natural Grass
 Press Box Number: 517-353-0630

COACHING STAFF

Head Coach:
 Mark Dantonio (South Carolina, 1979)
 Record at MSU: 89-35 (10th season)
 Career Record: 107-52 (13th season)
 Assistant Head Coach/Co-Defensive Coordinator/
 Secondary: Harlon Barnett (10th year; Michigan State, 1990)
 Co-Defensive Coordinator/Linebackers:
 Mike Tressel (10th year; Cornell [Iowa] College, 1996)
 Co-Offensive Coordinator/Running Backs:
 Dave Warner (10th year; Syracuse, 1982)
 Co-Offensive Coordinator/Tight Ends:
 Jim Bollman (fourth year; Ohio, 1977)
 Defensive Line:
 Ron Burton (fourth year; North Carolina, 1987)
 Quarterbacks/Recruiting Coordinator:
 Brad Salem (seventh year; Augustana College, 1992)
 Wide Receivers:
 Terrence Samuel (sixth year; Purdue, 1995)
 Linebackers/Special Teams:
 Mark Snyder (second year; Marshall, 1988)
 Offensive Line:
 Mark Staten (10th year; Miami-Ohio, 2001)
 Assistant AD/Director of Football Operations:
 Tim Allen (ninth year; Bethel [Kansas] College, 1986)

FOOTBALL HISTORY

All-Time Record: 683-443-44 (.603)
 2015 Record: 12-2 (7-1 Big Ten/1st East Division)
 First Season of Football: 1896
 Bowl Games: 26 (11-15)
 National Championships: 6 (1951, 1952, 1955, 1957, 1965, 1966)
 Big Ten Championships: 9 (1953, 1965, 1966, 1978, 1987, 1990, 2010, 2013, 2015)
 Big Ten Division Championships: 3 (2011, 2013, 2015)

2016 SPARTAN CAPSULE

Offense: Multiple | Defense: Multiple 4-3
 Lettermen Lost: 26 (13 offense, 12 defense, 1 specialist)
 Lettermen Returning: 48 (23 offense, 22 defense, 3 specialists)
 Starters Lost: 14 (8 offense, 5 defense, 1 specialist)
 Starters Returning: 12 (3 offense, 6 defense, 3 specialists)
 Offensive Starters Lost (8): C Jack Allen, WR Aaron Burbridge, OG Donavon Clark, OT Jack Conklin, QB Connor Cook, WR Macgarrett Kings Jr., TE Paul Lang, FB Trevon Pendleton
 Offensive Starters Returning (3): OG Brian Allen, TB Gerald Holmes, OT Kodi Kieler
 Defensive Starters Lost (5): DE Shilque Calhoun, CB Arjen Colquhoun, DT Joel Heath, LB Darien Harris, DL Lawrence Thomas
 Defensive Starters Returning (6): LB Riley Bullough, S Demetrious Cox, CB Darian Hicks, NT Malik McDowell, S Montae Nicholson, LB Jon Reschke
 Starting Specialists Lost (1): SN Taybor Pepper
 Starting Specialists Returning (3): KO Kevin Cronin, PK Michael Geiger, P Jake Hartbarger

• After spending a school-record 46 consecutive weeks ranked in The Associated Press Top 25, the Spartans dropped out of the AP rankings this week for the first time since the streak began on Oct. 27, 2013. MSU's previous record was 34 straight weeks, from Sept. 19, 2010, to Sept. 23, 2012. For 33 of those 46 weeks, MSU was ranked in the Top 10. Michigan State is 54-15 (.783) as a ranked team in the AP Poll under Dantonio. As a ranked team, Michigan State has only lost to an unranked opponent three times under Dantonio (36-3; at Notre Dame, 2011; at Nebraska, 2015; at Indiana, 2016).

• Michigan State, which has posted a 38-7 record since 2013, is one of only four schools in the nation to play in a Bowl Championship Series Game (2014 Rose Bowl), a New Year's Six game (2015 Cotton Bowl) and the College Football Playoff (2015 CFP Semifinal at the Cotton Bowl) in the last three seasons (Alabama, Florida State, Ohio State). MSU's 38 wins since 2013 are fifth most in the NCAA Football Bowl Subdivision. Michigan State has not lost three straight games since the 2009 season.

• Michigan State fifth-year senior tight end Josiah Price has the most touchdown catches (18) of any tight end in Michigan State history; that number is also tied for sixth all-time in the school record book. In 43 career games, he has 78 receptions for 972 yards. Price needs just 28 more yards to become just the fourth Spartan tight end in school history to reach the 1,000-yard career milestone.

• Michigan State, which has ranked in the top 11 of the NCAA FBS in rushing defense the past five seasons (No. 9 in 2011; No. 8 in 2012; No. 2 in 2013; No. 1 in 2014; No. 11 in 2015), continues to rank among the national leaders in stopping the run in 2016. The Spartans currently rank third in the Big Ten and 16th in the FBS, allowing 105.5 rushing yards per game.

• Michigan State head coach Mark Dantonio, who helped lead the Spartans to the 2015 Big Ten Championship and College Football Playoff last season, is in his 10th season leading the program. The Spartans closed last season with a 12-2 record and finished ranked in the AP Top 10 for the third year in a row (No. 3 in 2013, No. 5 in 2014, No. 6 in 2015), a first for the program since 1955-57. Michigan State is the only program in the NCAA FBS to finish in the top six of the last three AP Polls.

TEAM COMPARISONS –

	Michigan State	BYU
Basic Offense	Multiple	Pro style
Basic Defense	Multiple 4-3	Multiple
Offensive Starters Returning	3	8
Defensive Starters Returning	6	8
Specialists Returning	3	1

STAT LEADERS –

Michigan State:

Rushing – LJ Scott (67 carries for 302 yards, 4.5 avg, 2 TDs)
 Passing – Tyler O'Connor (71 of 117 for 918 yards, 8 TDs, 5 INTs)
 Receiving – R.J. Shelton (18 catches for 244 yards, 13.6 avg., 2 TDs)
 Tackles – Demetrious Cox (27 tackles, 10 solos, 17 assists, 2 PBU's); Chris Frey (27 tackles, 13 solos, 14 assists, 1.5 TFLs)

BYU:

Rushing – Jamaal Williams (109 carries for 703 yards, 6.4 avg., 8 TDs)
 Passing – Taysom Hill (102 of 171 for 1,117 yards, 5 TDs, 6 INTs)
 Receiving – Nick Kurtz (18 catches for 205 yards, 11.4 avg., 1 TDs)
 Tackles – Butch Pau'u (42 tackles, 22 solos, 20 assists, 6 TFLs, 1 sack, 1 INT)



WEEKLY MEDIA PLANNER

Monday, Oct. 3	Tuesday, Oct. 4	Wednesday, Oct. 5	Thursday, Oct. 6	Friday, Oct. 7	Saturday, Oct. 8	Sunday, Oct. 9
<p>No media availability.</p> <p><u>7:37 a.m.</u> Weekly interview on WJR 760-AM.</p> <p><u>5:30 p.m.</u> Spartan Football All-Access TV show debuts on FOX Sports Detroit.</p> 	<p><u>11:15 a.m.</u> Game notes and depth chart available at msuspartans.com.</p> <p><u>11:30 a.m.</u> Mark Dantonio's weekly press conference (Spartan Stadium/North End Zone – Media Center).</p> <p><u>12:32 p.m.</u> Mark Dantonio's weekly Big Ten Teleconference.</p> <p><u>3:45 p.m.</u> Closed practice.</p> <p><u>6:15 p.m.</u> Requested players available following practice.</p>	<p><u>12:30 p.m.</u> Offensive line coach Mark Staten and defensive line coach Ron Burton will be available for brief interviews (10 minutes each) in the Skandalaris Football Center lobby.</p> <p><u>1:15 p.m.</u> Weekly interview on SiriusXM College Sports Nation (Ch. 84)</p> <p><u>3:45 p.m.</u> Closed practice.</p>	<p><u>3:45 p.m.</u> Closed practice.</p> <p><u>7 p.m.</u> Mark Dantonio weekly radio show at Reno's East (1310 Abbot Rd., East Lansing, MI). Listen live on SpartanSportsNetwork.com and network affiliates throughout the state of Michigan.</p> 	<p><u>7:37 a.m.</u> Weekly pregame interview on WJR 760-AM.</p> <p><u>TBA</u> Walk-thru. Closed to media and no interviews.</p>	<p><u>1:15 p.m.</u> Team walk from Kellogg Center to Spartan Stadium.</p> <p><u>3:36 p.m.</u> Kickoff vs. BYU (ABC/ESPN2).</p> 	<p><u>Approximately 6:30 p.m.</u> Mark Dantonio weekly teleconference.</p>

STAT COMPARISON (B1G RANK, FBS RANK) –

	Michigan State	BYU
Scoring	22.8 (12/105)	27.6 (79)
Total Offense	406.3 (8/78)	425.2 (65)
Rushing Offense	170.3 (8/69)	200.0 (44)
Passing Offense	236.0 (6/68)	225.2 (74)
Time of Possession	32:18 (6/32)	30:23 (53)
Third Down Conversions	.375 (9/81)	.451 (42)
Red Zone Offense	.800 (7/84)	1.000 (1)
Sacks Allowed	2.00 (7/57)	2.40 (87)
Scoring Defense	23.8 (9/51)	28.2 (67)
Total Defense	345.3 (5/29)	444.2 (96)
Rushing Defense	105.5 (3/16)	134.0 (44)
Passing Defense	239.8 (12/77)	310.2 (120)
Third Down Conversions Defense	.404 (12/76)	.406 (81)
Red Zone Defense	.929 (13/108)	.813 (50)
Sacks	1.25 (14/110)	1.60 (97)
Turnover Margin	-0.25 (12/83)	1.00 (16)

A QUICK GLANCE AT BYU (2-3) –

• The Cougars bring a 2-3 overall record into Saturday's first-ever meeting with the Spartans. BYU snapped a three-game losing streak with a wild, 55-53, win over Toledo Friday night at home, as sophomore Rhett Almond kicked a 19-yard field goal as time expired for the victory for the eighth and final lead change in the second half. Senior running back Jamaal Williams set a new school record in amassing 286 rushing yards while tying another school-record with five TDs in the win.

• All five of BYU's games have been decided by three points or less as part of a combined scoring difference of 11 points. Both of the Cougars' wins have come on field goals in the waning moments as freshman kicker Jake Oldroyd made a 33-yard field goal with eight seconds left for an 18-16 win over Arizona in the season-opener played in Glendale, Arizona, at University of Phoenix Stadium. BYU lost to rival Utah, 20-19, on Sept. 10, scoring a TD with 18 seconds left and went for the two-point conversion but was stopped short of the end zone. The Cougars lost at home to UCLA, 17-14, on Sept. 17, rallying after being down 17-0, scoring a TD with 37 seconds left for the final margin, but couldn't recover the ensuing onside kick. On Sept. 24, BYU lost to West Virginia, 35-32, at FedEx Field at Landover, Maryland, getting intercepted at the goal line while driving for the game-tying or game-winning score with 1:00 left in the game.

• BYU head coach Kalani Sitake is in his first season at the leash of the Cougars, and has a 2-3 mark at his alma mater in his first head coaching job.

• Williams is third in the NCAA in rushing with 140.6 yards per game, jumping up from 54th in the country last week with 82.7 ypg. He is also tied for third in the nation in rushing TDs with eight, as well as 24th in rush yards per carry at 6.45.

AROUND THE BIG TEN

2016 BIG TEN STANDINGS				
	Conf. Games		All Games	
East Division				
Michigan	2-0	1.000	5-0	1.000
Maryland	1-0	.000	4-0	1.000
Ohio State	1-0	.000	4-0	1.000
Indiana	1-0	.000	3-1	.750
Penn State	1-1	.500	3-2	.600
<i>Michigan State</i>	<i>0-2</i>	<i>.000</i>	<i>2-2</i>	<i>.500</i>
Rutgers	0-2	.000	2-3	.400
West Division				
Nebraska	2-0	1.000	5-0	1.000
Wisconsin	1-1	.500	4-1	.800
Iowa	1-1	.500	3-2	.600
Northwestern	1-1	.500	2-3	.400
Minnesota	0-1	.000	3-1	.750
Purdue	0-1	.000	2-2	.500
Illinois	0-1	.000	1-3	.250



THIS WEEK'S SCHEDULE

Saturday, Oct. 8
 Iowa at Minnesota, 12 p.m. (ESPN2)
 Maryland at Penn State, 12 p.m. (BTN)
 Purdue at Illinois, 3:30 p.m. (BTN)
 Indiana at Ohio State, 3:30 p.m. (ESPN)
BYU at Michigan State, 3:30 p.m. (ABC)
 Michigan at Rutgers, 7 p.m. (ESPN2)

LAST WEEK'S RESULTS

Saturday, Oct. 1
 Ohio State 58, Rutgers 0
 Northwestern 38, Iowa 31
 Michigan 14, Wisconsin 7
 Nebraska 31, Illinois 16
 Penn State 29, Minnesota 26 (OT)
 Maryland 50, Purdue 7
Indiana 24, Michigan State 21 (OT)



2016 SPARTAN FOOTBALL GAME NOTES

ATHLETIC COMMUNICATIONS

GENERAL INFORMATION

Mailing Address
 Breslin Center, 534 Birch Road, Room Z-22
 East Lansing, MI 48824
 Office Phone (517) 355-2271
 Fax (517) 353-9636
 Website..... msuspartans.com

SOCIAL MEDIA

Facebook..... Facebook.com/MSUAthletics
 Twitter (Football)..... @MSU_Football
 Twitter (Athletics)..... @MSU_Athletics
 Instagram..... MSU_Spartans
 YouTube Channel..... MSUSpartanAthletics
 Pinterest..... MSUAthletics

STAFF

Assistant Director/Football Contact Ben Phlegar
 Cell Phone (517) 896-0031
 Email phlegarb@ath.msu.edu
 Assistant Director/Football Contact Zach Fisher
 Cell Phone (517) 896-2413
 Email zfisher@ath.msu.edu
 New Media Director Matt Larson
 Email larson@ath.msu.edu
 Athletic Communications Director Jamie Baldwin
 Email jweir@ath.msu.edu
 Assistant Director Jeff Barnes
 Email jbarnes@ath.msu.edu
 Assistant Director Kara Fisher
 Email kfisher@ath.msu.edu
 Video Producer Bob Armstrong
 Email armstr84@ath.msu.edu
 Video Producer Nick Baker
 Email nbaker@ath.msu.edu
 Video Producer Jacob Huber
 Email huberjac@ath.msu.edu
 Video Producer Justin Garant
 Email garantju@ath.msu.edu
 Video Producer Matt McCullough
 Email mccull13@ath.msu.edu
 Video Producer/Football Ryan McPhail
 Email mcphail@ath.msu.edu
 Digital Media Specialist Jon Hevron
 Email hevronjr@ath.msu.edu
 Office Assistant Paulette Martis
 Email martis@ath.msu.edu
 Staff Assistant Ryan Smith
 Email smit1722@ath.msu.edu
 Staff Assistant Grace Wheeler
 Email gwheeler@ath.msu.edu
 Video Staff Assistant Miranda Jenkins
 Email jenkins353@ath.msu.edu



MSUAthletics



@msu_football
@msu_athletics



MSUSpartanAthletics

- The Cougars are averaging 425.2 yards per game of total offense, ranking 65th in the NCAA, totaling 225.2 ypg passing and 200.0 rushing, which ranks 44th in the country. Defensively, BYU is allowing 444.2 ypg of total offense, with 310.2 ypg passing while ranking 44th in the nation with 134.0 ypg rushing.

- BYU is averaging 27.6 points per game, while yielding 28.2 ppg. The Cougars are one of seven teams in the country with a perfect 100.0 percent red zone offense scoring rate (18-of-18) with 11 TDs and seven FGs.

- Senior quarterback Taysom Hill is 102-of-171 passing for 1,117 yards, ranking 54th in the NCAA with 223.4 ypg, while throwing six INTs and five TDs. Hill is second on the team in rushing with 45.6 ypg, rushing for 228 yards on 55 carries with two TDs. Hill ranks 42nd in the country in total offense with 269.0 ypg.

- Senior wide receiver Nick Kurtz leads the BYU receiving corps with 18 catches for 205 yards (41.0 ypg/11.4 ypc) with one TD. Fellow senior, Colby Pearson, and sophomore Moroni Laulu-Pututau have 15 receptions apiece. Pearson totals 170 yards (34.0 ypg/11.3 ypc) and Laulu-Pututau has 152 yards (30.4 ypg/10.1 ypc) and they each have one TD catch each.

- Defensively, sophomore linebacker Butch Pau'u leads the Cougars with 42 tackles, including ranking 13th in the NCAA in tackles per game (10.5) and 34th in the country in solo tackles per game (5.5), in addition to ranking 19th in the nation in tackles for loss per game (1.5), a total of 6.0 tackles for 13 yards lost. Junior linebacker Fred Warner is second on the team with 39 tackles, adding 5.0 TFLs. Senior defensive back Kai Nacua shares the national lead in interceptions per game with 0.8 with four interceptions through five games.

- Senior punter Jonny Linehan averages 43.3 yards per punt on his 27 punts with a long of 58 yards and eight inside the 20.

- Almond is 5-of-5 on field goals with a long of 32-yards and is 11-of-12 on PATs, while Oldroyd is 3-of-4 on field goals with a long of 43-yards and is 1-1 on PATs.

- Senior wide receiver/punt returner Garrett Juergens is 47th in the nation with a 9.0 yards per return average, while freshman wide receiver/kick returner Aleva Hifo averages 21.2 ypr on kickoffs.

MSU/BYU SERIES NOTES –

- Saturday's game marks the first-ever meeting between Michigan State and BYU. The home-and-home series was announced in 2015. MSU will make its first-ever appearance in the 63,470-seat LaVell Edwards Stadium in Provo, Utah, on Sept. 12, 2020. BYU has been an independent program in football since 2011.

SPARTANS FROM THE BEEHIVE STATE –

- Michigan State's 2016 roster features one player from Utah: freshman defensive lineman Mufi Hill-Hunt (Sandy/Taylorville).

FORMER SPARTAN MYLAN HICKS TRAGICALLY KILLED IN SHOOTING –

- Former Michigan State Spartan Mylan Hicks was tragically killed in a shooting on Sunday, Sept. 25 in Calgary, Alberta. Hicks, a native of Detroit, Michigan, was 23 (1993-2016). As a tribute to Hicks, the Spartans wore a No. 6 helmet sticker, as well as black shoes and black socks, for the Indiana game on Oct. 1. When Hicks played at Michigan State, his favorite color gear to wear was black. Hicks was on the practice roster for the Calgary Stampeders of the Canadian Football League. A three-year letterwinner from 2012-14, Hicks played cornerback, safety and linebacker for the Spartans. He earned his bachelor's degree in psychology in August 2014.

- Hicks tallied a career-high 19 tackles and four pass break-ups in nine games as a senior in 2014. In his final game as a Spartan, in which he started at Star linebacker, he registered a career-high four tackles in the 2015 Cotton Bowl Classic win over No. 4 Baylor. Although he suffered a broken arm in the Nebraska game in Week 5, Hicks only missed four games and returned to action at Maryland in Week 10. He was named the defensive recipient of MSU's Biggie Munn Award (most inspirational player) at the team banquet.

- Hicks played in all 14 games, primarily on special teams, during MSU's Big Ten and Rose Bowl Championship season in 2013. He also lettered in 2012 after appearing in eight games.

2016 SPARTAN FOOTBALL GAME NOTES



• Coming out of Renaissance High School in Detroit, Hicks was rated among the nation's top cornerbacks by Scout.com (No. 10), Scouts, Inc. (No. 24) and Rivals.com (No. 42). He participated in the 2010 Offense-Defense All-American Bowl in Myrtle Beach, South Carolina, and was named to SuperPrep's and PrepStar's All-Midwest Teams. Hicks was a two-year starter for Coach Antonio Watts at Renaissance High School and was listed among the state's top seniors by Scout.com (No. 3), Rivals.com (No. 8), The Detroit News (No. 18), Lansing State Journal (No. 18) and Detroit Free Press (No. 22).

MYLAN HICKS MEMORIAL SCHOLARSHIP ENDOWMENT ESTABLISHED –

• In honor of the late Mylan Hicks, Michigan State Athletics has established the Mylan Hicks Memorial Football Scholarship Endowment. The endowment, being established at the request and support of his family and friends, is a tribute to the three-year Spartan football letterwinner (2012-14) from Detroit.

• Gifts for the Mylan Hicks Memorial Football Scholarship Endowment Fund may be made by:

Mail: Send contributions to: Michigan State University, Spartan Fund, 535 Chestnut Rd, Suite 200, East Lansing, MI 48824-4005 or

Online at: spartanfund.net by clicking on the "Give Now" link and choosing Mylan Hicks Memorial Football Scholarship Endowment Fund from the drop-down menu.

Michigan State head coach Mark Dantonio:

"Our coaches, staff and players are deeply saddened by the tragic loss of Mylan Hicks. Mylan went at everything with a great deal of excitement. He just enjoyed playing football and being around our program. He was a great student as well, graduating from Michigan State.

"I had many personal talks with him during his five years here. He went 100 miles an hour. No. 6 was a beautiful person and just lit a room up when he walked in. He established himself as a leader on our football team in his last year. This is just tragic and has rocked our Spartan football community.

"Our thoughts and prayers are with Mylan's family. We will miss him deeply."

Michigan State assistant head coach/co-defensive coordinator Harlon Barnett:

"Mylan had a great personality. He was one of those players who lit up the room when he walked in, he wouldn't bring you down. His teammates loved him. He was a loyal person and a hard worker. With people like that, people are drawn to them.

"In the Nebraska game (when he broke his arm his senior year), he came *back* in the game. He was a tough, tough player. And he ended up coming back and playing for us later in the year. He even started for us in the bowl game against Baylor, and played well for us in that victory. Mylan was a guy that persevered. He loved the game of football and was still playing in Calgary.

"He had a great family. I feel for his mom (Renee Hill), because he and his mom had a great relationship. Our prayers go out to his family. God got a good one -- he got a hard worker. Mylan's going to do everything right and he's going to be loyal and do it the right way up in heaven."

Michigan State senior captain safety Demetrious Cox:

"I just remember him as being one of the most passionate people I know. He was always having fun with whatever he was doing, whether it was playing football or being in the locker room. He was a guy that went through a lot of adversity, and he was passionate about overcoming that adversity."

Michigan State junior safety Montae Nicholson:

"Energy. Mylan was one of the most energetic guys on our team. He definitely brought life to our team. So hype. But he was also very caring. He said in his senior speech, if anybody needed something, you ask him. And nine times out of 10, more times than not, he would do it. He was just that type of guy. And that's what I remember from him.

"Even though the short time I had with him, he was definitely was one of the guys I looked up to. I kind of tailor the way I play off of him, because running around, and so much energy, and just so physical."

Michigan State senior captain quarterback Tyler O'Connor:

"Mylan being number 6 and me being number 7, we were locker partners for actually three years. It's funny, and he'll be the first one to say it as well, but everybody on this team comes from different walks of life, different backgrounds, and him and I maybe couldn't have been more different. But when you are on the same team and you're teammates and your locker partners, you can't help it, you're best friends. You love each other, you care for each other, and you just wish every time you see him it's an awesome opportunity. It's just something that you don't think anything until you don't have one more conversation, where you would do anything for that conversation."

POLLS

ASSOCIATED PRESS

Rk.	School	Record
1.	Alabama (53)	5-0
2.	Ohio State (6)	4-0
3.	Clemson (1)	5-0
4.	Michigan (1)	5-0
5.	Washington	5-0
6.	Houston	5-0
7.	Louisville	4-1
8.	Texas A&M	5-0
9.	Tennessee	5-0
10.	Miami	4-0
11.	Wisconsin	4-1
12.	Nebraska	5-0
13.	Baylor	5-0
14.	Ole Miss	3-2
15.	Stanford	3-1
16.	Arkansas	4-1
17.	North Carolina	4-1
18.	Florida	4-1
19.	Boise State	4-0
20.	Oklahoma	2-2
21.	Colorado	4-1
22.	West Virginia	4-0
23.	Florida State	3-2
24.	Utah	4-1
25.	Virginia Tech	3-1

USA TODAY/AMWAY COACHES

Rk.	School	Record
1.	Alabama (57)	5-0
2.	Ohio State (3)	4-0
3.	Clemson (2)	5-0
4.	Michigan	5-0
5.	Houston	5-0
6.	Washington	6-0
7.	Texas A&M	5-0
8.	Louisville	4-1
9.	Tennessee	5-0
10.	Miami	4-0
11.	Baylor	5-0
12.	Nebraska	5-0
13.	Wisconsin	4-1
14.	Ole Miss	3-2
15.	Stanford	3-1
16.	North Carolina	4-1
17.	Arkansas	4-1
18.	Florida	4-1
19.	Boise State	4-0
20.	West Virginia	4-0
21.	Florida State	3-2
22.	Oklahoma	2-2
23.	Colorado	4-1
24.	Utah	4-1
25.	Western Michigan	5-0

FWAA-NFF SUPER 16

Rk.	School	Record
1.	Alabama (40)	5-0
2.	Ohio State (4)	4-0
3.	Clemson (1)	5-0
4.	Michigan	5-0
5.	Houston	5-0
6.	Washington	5-0
7.	Louisville	4-1
8.	Texas A&M	5-0
9.	Tennessee	5-0
10.	Miami	4-0
11.	Wisconsin	4-1
12.	Nebraska	5-0
13.	Baylor	5-0
14.	Stanford	3-1
15.	Ole Miss	3-2
16.	Arkansas	4-1

(First-place votes)
Bold indicates MSU opponent



2016 SPARTAN FOOTBALL GAME NOTES

2016 HONORS & AWARDS

#65 BRIAN ALLEN (Jr., Offensive Lineman)

- Preseason All-America selection by Athlon Sports (third team)
- Preseason All-Big Ten selection by Athlon Sports (first team)
- Featured on preseason watch lists for the Outland Trophy (nation's most outstanding interior lineman), Lombardi Award (nation's most outstanding college lineman) and Rimington Trophy (nation's top center)

#30 RILEY BULLOUGH (Sr.-5, Linebacker)

- Featured on preseason watch lists for the Bednarik Award (defensive player of the year), Lombardi Award (lineman of the year), Nagurski Trophy (nation's most outstanding defensive player) and Lott IMPACT Trophy
- Named to Senior Bowl 2016 Watch List
- 2016 team captain

#7 DEMETRIOUS COX (Sr.-5, Safety)

- Named to Senior Bowl 2016 Watch List
- 2016 team captain

#43 ED DAVIS (Sr.-6, Linebacker)

- Lombardi Award Watch List

#4 MALIK McDOWELL (Jr., Defensive Lineman)

- Featured on preseason watch lists for the Bednarik Award (defensive player of the year), Lombardi Award (lineman of the year), Nagurski Trophy (nation's most outstanding defensive player) and Outland Trophy (nation's most outstanding interior lineman)
- First-team preseason All-America selection (ESPN.com, CBS Sports, SI.com, Athlon Sports, Sporting News)

#9 MONTAE NICHOLSON (Jr., Safety)

- Preseason All-Big Ten selection by Athlon Sports (first team)

#82 JOSIAH PRICE (Sr.-5, Tight End)

- Featured on the John Mackey Award Watch List (nation's most outstanding tight end)
- Preseason All-Big Ten selection by Athlon Sports (second team)
- Nominated for the Allstate AFCA Good Works Team (recognizing college football players who exemplify a superior commitment to community service and volunteerism)
- Named to the Wuerffel Trophy Watch List (for community service combined with athletic and academic achievement)
- Named to Senior Bowl 2016 Watch List

#12 R.J. SHELTON (Sr., Wide Receiver)

- Paul Hornung Award Watch List (nation's most versatile player)
- Named to Senior Bowl 2016 Watch List

#89 GABE SHERROD (Gr.-5, Defensive End)

- Named to Senior Bowl 2016 Watch List

MARK DANTONIO (Head Coach)

- Bobby Dodd Coach of the Year Watch List

COMMEMORATIVE COIN USED FOR OCT. 1 BIG TEN FOOTBALL GAMES –

• The Big Ten Conference honored the memory of Nebraska punter Sam Foltz and Michigan State punter Mike Sadler with a special commemorative coin that was used on Saturday, Oct. 1 across all seven Big Ten Conference games. The Oct. 1 weekend marked the first full slate of seven Big Ten Conference games. Officials and captains used the commemorative flipping coin to honor the lives of Foltz and Sadler. The coin was developed collaboratively by representatives from Nebraska, Michigan State, the Foltz and Sadler families and the Big Ten Conference. Foltz and Sadler died tragically in a car crash on July 23, after attending a kicking camp in Wisconsin. Sadler was posthumously inducted into the Michigan State Athletics Hall of Fame on Sept. 22.

POST-GAME NOTES: INDIANA –

• Michigan State had its seven-game winning streak over Indiana snapped with a 24-21 overtime loss . . . it marked Indiana's first win over MSU since defeating the Spartans in Bloomington in 2006, 46-21 . . . it also marked the first time MSU has lost consecutive games since 2012 (Nebraska, Northwestern) . . . MSU leads the overall series, 45-16-2 (21-10-1 in Bloomington) . . . Mark Dantonio is 7-1 against the Hoosiers (3-1 in Bloomington).

• MSU is 6-6 all-time in overtime games (4-4 under Dantonio) . . . Saturday marked MSU's first overtime game since Oct. 27, 2012, a 16-13 win at Wisconsin . . . MSU's first-ever overtime game was a 38-31 double OT victory over Indiana in Spartan Stadium on Oct. 10, 1998.

• Tyler O'Connor connected on an 86-yard touchdown pass to R.J. Shelton in the first quarter, tying for the seventh-longest touchdown pass in school history and the longest since Connor Cook found Bennie Fowler for an 87-yard score at Northwestern in 2013.

• Shelton recorded his first career 100-yard receiving game with seven catches for a career-high 141 yards . . . his previous high was 80 yards, which came earlier this season at Notre Dame . . . his 141 receiving yards were fourth most by a Spartan against the Hoosiers.

• O'Connor recorded career highs in passing yards (263) and pass completions (21), and tied a career high with three touchdowns (86 yards to Shelton; 24 yards to Delton Williams; 2 yards to Josiah Price).

• With MSU trailing 21-14 with under 30 seconds remaining in the fourth quarter, Price caught a 2-yard pass on fourth-and-goal to help send the game into overtime . . . Price extended his school record for most TD receptions by a tight end with 18; he is also tied for sixth all-time in school history in that category, along with Gari Scott.

• Delton Williams caught his first career touchdown pass on a 24-yard reception in the third quarter.

• LJ Scott crossed the 1,000-yard career rushing milestone in the Indiana game with 38 yards on 11 carries . . . Scott has 1,001 career rushing yards on 213 attempts in 18 games.

• Sophomore linebacker Andrew Dowell tied a career high with eight tackles, while senior defensive end Evan Jones recorded a career-best five tackles.

• For the second straight game, MSU had more total yards (438-437) and first downs (21-19) than its opponent, but still ultimately fell short.

• Michigan State out-rushed Indiana, 175-156 . . . it marked just the fifth time since 2010 that the Spartans won the ground game and still lost (56-5 when winning the ground game since 2010) and just the 12th time under Dantonio (72-12).

• Vayante Copeland picked off his second career pass in the end zone in the second quarter (Western Michigan, 2015).

• In honor of the late Mylan Hicks, the Spartans wore black shoes and black socks during the game, and also wore a No. 6 helmet decal.



PROGRAM NOTES

IF YOU'RE JUST JOINING US –

• Michigan State returns a total of 48 letterwinners and 12 starters in 2016. A total of 28 players returning have starting experience (12 offense, 13 defense, three special teams) from last season's Big Ten Championship team.

• Michigan State closed out the 2015 season with a 12-2 record. The 12 wins were second most in school history (13 in 2013). Michigan State has posted at least 11 wins five times in the last six seasons (11 in 2010, 11 in 2011, 13 in 2013, 11 in 2014, 12 in 2015). MSU head coach Mark Dantonio is the first coach in Big Ten history to record five 11-win seasons in a six-year span; his five 11-win seasons rank second most in Big Ten history, along with Joe Paterno (five with Penn State as Big Ten member). Prior to Dantonio's arrival, MSU had not recorded an 11-win season in its history, and had just two 10-win seasons (1965 and 1999).

• MSU's 67 wins since 2010 are tied for sixth most among NCAA Football Bowl Subdivision teams and most in the Big Ten during that same period. The Spartans have posted six consecutive winning seasons, a first for the program since 1985-90. MSU has won 67 of its last 85 games (67-18; .788), dating back to the beginning of the 2010 season. During that span, MSU has claimed three Big Ten Championships (2010, 2013, 2015) and three Big Ten Division titles (2011, 2013, 2015). In addition, the Spartans recorded a school-record four consecutive bowl victories (2012 Outback against No. 18 Georgia, 2012 Buffalo Wild Wings against TCU, 2014 Rose Bowl Game against No. 5 Stanford, 2015 Cotton Bowl Classic against No. 4 Baylor), which also tied a Big Ten record.

• Dating back to the 2012 regular-season finale, the Spartans have won 40 of their last 47 games (.851).

• Michigan State has won 25 of its last 29 games against Big Ten opponents (including the Big Ten Championship Game), dating back to the 2012 regular-season finale, including 18 wins by double-figures. MSU has won 23 of its last 27 regular-season Big Ten Conference games.

• Michigan State, which has posted a 38-7 record since 2013, is one of only four schools in the nation to play in a Bowl Championship Series Game (2014 Rose Bowl), a New Year's Six game (2015 Cotton Bowl) and the College Football Playoff (2015 CFP Semifinal at the Cotton Bowl) in the last three seasons (Alabama, Florida State, Ohio State). MSU's 38 wins since 2013 are fifth most in the NCAA Football Bowl Subdivision. The 36 wins from 2013-15 was the winningest three-year stretch in the history of the program.

Winningest NCAA FBS Teams Since 2010

Rank	Team	Total Wins
1.	Alabama	77
2.	Florida State	71
	Oregon	71
4.	Stanford	69
5.	Boise State	68
6.	<i>Michigan State</i>	<i>67</i>
	Clemson	67
8.	Northern Illinois	66
9.	Wisconsin	64
	Oklahoma	64
	LSU	64

Winningest NCAA FBS Teams Since 2013

Rank	Team	Total Wins
1.	Ohio State	42
	Alabama	42
3.	Florida State	40
4.	Clemson	40
5.	<i>Michigan State</i>	<i>38</i>
6.	Baylor	37
7.	Oregon	35
8.	Marshall	34
	Stanford	34
	Wisconsin	34
	Houston	34
11.	Louisville	33

PRONUNCIATION GUIDE

- #13 Robert Aiello: EYE-el-O
- #38 Byron Bullough: BULL-uh
- #30 Riley Bullough: BULL-uh
- #13 Vayante Copeland: VEE-on-tay
- #6 Kaleel Gaines: kuh-LEAL (rhymes with wheel)
- #4 Michael Geiger: guy-GURR
- #71 Chase Gianacacos: YAHN-uh-cock-OSE
- #83 Mufi Hill-Hunt: MOO-fee
- #79 Kodi Kieler: CODY key-LURR
- #11 Colar Kuhns: COLE-err
- #42 Zac Leimbach: LIME-bock
- #14 Brian Lewerke: luh-WUHR-key
- #28 Madre London: MAH-dray
- #72 Thiyo Lukusa: THEO luh-COO-suh
- #55 Miguel Machado: muh-CHA-doe
- #88 Monty Madaris: muh-DARE-iss
- #34 Brock Makaric: muh-CARE-ick
- #4 Malik McDowell: muh-LEEK
- #96 Mike Panasuk: pah-na-shuke (rhymes with luke)
- #33 Jon Reschke: resh-KEY
- #89 Gabe Sherrod: sure-rard
- #81 Matt Sokol: SO-kull
- #16 Brandon Sowards: SOW-irds (rhymes with wow)
- #51 Kyonta Stallworth: KEY-on-tay
- #17 Tyriq Thompson: ty-REEK
- #48 Kenny Willekes: WILL-uh-KISS
- #99 Raequan Williams: RAY-kwon
- #27 Khari Willis: car-E

TOP SINGLE-GAME PERFORMANCES

Riley Bullough Tackles

Total	Opponent (S-A)	Date
16	Air Force (5-11)	9/19/15
14	Oregon (5-9)	9/12/15
11	Alabama (6-5)	12/31/15

Demetrious Cox Tackles

Total	Opponent (S-A)	Date
14	Wisconsin (4-10)	9/24/16

Gerald Holmes Rushing

Yds.	Opponent (Carries)	Date
117	Nebraska (22)	11/7/15
100	Notre Dame (13)	9/18/16

Madre London Rushing

Yds.	Opponent (Carries)	Date
103	Oregon (18)	9/12/15

Montae Nicholson Tackles

Total	Opponent (S-A)	Date
10	Wisconsin (4-6)	9/24/16

Tyler O'Connor Passing

Yds.	Opponent (C-A-I)	Date
263	Indiana (21-35-0)	10/1/16
241	Notre Dame (19-26-1)	9/17/16
221	Wisconsin (18-38-3)	9/24/16

Jon Reschke Tackles

Total	Opponent (S-A)	Date
11	Oregon (2-9)	9/12/15

LJ Scott Rushing

Yds.	Opponent (Carries)	Date
146	Purdue (18)	10/3/15
105	Furman (20)	9/2/16

R.J. Shelton

Yards	Opponent (Catches)	Date
141	Indiana (7)	10/1/16

Delton Williams Rushing

Yds.	Opponent (Carries)	Date
103	Eastern Michigan (10)	9/20/14



2016 SPARTAN FOOTBALL GAME NOTES

DEFENSIVE TDs SCORED IN DANTONIO ERA

Michigan State has scored 26 defensive touchdowns since Mark Dantonio took over as head coach prior to the 2007 season, including five each in 2007, 2011 and 2013.

2007 (5)

Travis Key 31-yard interception return vs. Pittsburgh, second quarter
Ervin Baldwin 12-yard fumble return vs. Indiana, third quarter
Otis Wiley 54-yard interception return vs. Ohio State, third quarter
Sir Darean Adams 25-yard fumble return vs. Ohio State, third quarter
Travis Key 20-yard fumble recovery vs. Purdue, fourth quarter

2008 (2)

Otis Wiley 31-yard interception return vs. California, second quarter
Johnny Adams 40-yard interception return vs. Purdue, second quarter

2009 (2)

Danny Fortener 45-yard interception return vs. Illinois, third quarter
Chris L. Rucker 11-yard fumble return vs. Purdue, first quarter

2010 – None

2011 (5)

Jeremy Langford 37-yard fumble return vs. Florida Atlantic, fourth quarter
Isaiah Lewis 37-yard interception return vs. Central Michigan, second quarter
Isaiah Lewis 39-yard interception return vs. Michigan, fourth quarter
Johnny Adams 86-yard interception return vs. Indiana, third quarter
Darqueze Dennard 38-yard interception return vs. Georgia, third quarter, 2012 Outback Bowl

2012 – None

2013 (5)

Kurtis Drummond 21-yard interception return vs. Western Michigan, first quarter
Shilique Calhoun 16-yard fumble return vs. Western Michigan, fourth quarter
Shilique Calhoun 4-yard fumble return vs. South Florida, second quarter
Shilique Calhoun 56-yard interception return vs. South Florida, third quarter
Denicos Allen 45-yard fumble return vs. Purdue, second quarter

2014 (3)

Darien Harris 15-yard interception return vs. Purdue, fourth quarter
RJ Williamson 29-yard interception return vs. Michigan, third quarter
RJ Williamson 22-yard interception return vs. Maryland, third quarter

2015 (4)

RJ Williamson 64-yard fumble return vs. Air Force, first quarter
Riley Bullough 44-yard interception return vs. Maryland, second quarter
Demetrious Cox 77-yard fumble return vs. Penn State, second quarter
Malik McDowell 13-yard interception return vs. Penn State, fourth quarter

• The Spartans finished ranked among the nation's Top 10 for the third year in a row in 2015 (No. 3 in both polls in 2013; No. 5 in both polls in 2014; No. 6 in both polls in 2015) – a program first since 1955-57 (No. 2 in 1955; No. 9 in 1956; No. 3 in 1957). The Spartans finished in the AP Top 10 a school-record four consecutive years from 1950-53 (No. 8 in 1950; No. 2 in 1951; No. 1 in 1952; No. 3 in 1953). It marked MSU's 15th Top 10 finish in the history of the AP Poll. It also marked MSU's sixth Top 10 finish in the history of the USA TODAY Coaches Poll (began administering the poll in 1991), including its fourth under head coach Mark Dantonio (No. 10 in 2011; No. 3 in 2013; No. 5 in 2014; No. 6 in 2015).

• Michigan State is in the midst of its winningest decade in school history with a 67-18 record since 2010 (.788). MSU's highest winning percentage by decade is currently the 1950s (.766, 70-21-1 record).

• Michigan State won its second Big Ten Championship in three years and ninth in school history with a 16-13 victory over No. 4 Iowa on Dec. 5, 2015. It marked Dantonio's third Big Ten Championship (2010, 2013, 2015), establishing a school record (previous: Duffy Daugherty and George Perles with two each). The Spartans also won Big Ten titles in 1953, 1965, 1966, 1978, 1987 and 1990.

• With a 43-11 record, the 2015 senior class finished their careers as the winningest in school history (previous record: 42 wins in 2013 and 2014). The 20-member 2015 senior class was a part of three bowl wins (2012 Buffalo Wild Wings, 2014 Rose, 2015 Cotton), two Big Ten division titles (2013, 2015) and two Big Ten Championships (2013, 2015).

• Michigan State had its school-record four-game bowl winning streak snapped with a loss to eventual National Champion and second-ranked Alabama in the College Football Playoff Semifinal at the Goodyear Cotton Bowl Classic. The four-game bowl winning streak also tied a Big Ten record.

• Michigan State extended its school record by playing in a bowl game for the ninth consecutive season in 2015 (2007 Champs Sports Bowl, 2009 Capital One Bowl, 2010 Alamo Bowl, 2011 Capital One Bowl, 2012 Outback Bowl, 2012 Buffalo Wild Wings Bowl, 2014 Rose Bowl, 2015 Cotton Bowl, 2015 College Football Playoff Semifinal at Cotton Bowl). The nine-year bowl streak is currently the second longest in the Big Ten and 12th longest in the NCAA FBS.

• Michigan State defeated nine bowl teams in 2015, including four wins over AP Top 25 teams (No. 7 Oregon on Sept. 12, No. 12 Michigan on Oct. 17, No. 2 Ohio State on Nov. 21, No. 4 Iowa on Dec. 5). It marked the first time in school history the Spartans beat three AP Top-10 teams (No. 7 Oregon, No. 2 Ohio State, No. 4 Iowa) in the same season. MSU also topped Western Michigan, Air Force, Central Michigan, Indiana and Penn State, schools that all played in the postseason. In the final AP rankings, MSU defeated four Top 25 teams (No. 4 Ohio State, No. 9 Iowa, No. 12 Michigan, No. 19 Oregon).

• Michigan State and Florida are the only schools in the country to win multiple National Championships in football and men's basketball. MSU has won six national titles in football (1951, 1952, 1955, 1957, 1965, 1966) and two in men's basketball (1979, 2000). Michigan State is also the only school in the nation to win multiple National Championships in football, men's basketball and hockey.

• Michigan State is one of only five schools to have had at least one player chosen every year since the inception of the common NFL Draft in 1967. MSU joins Florida, Michigan, Nebraska and USC as the only programs with at least one draft choice for 50 consecutive years.



• Since 2008, MSU has recorded 49 Big Ten regular-season victories, tied for the most of any team in the conference (Note: Ohio State has won 56 games, but had to vacate seven victories following the 2010 season). The Spartans produced back-to-back 11-win seasons in 2010-11 for the first time in program history, claimed a share of the Big Ten Championship in 2010, won the inaugural Big Ten Legends Divisions title in 2011, won the 2013 Big Ten Championship and 2014 Rose Bowl Game, won the 2015 Cotton Bowl Classic and captured the 2015 East Division and Big Ten Championships.

Most Big Ten Regular-Season Conference Wins Since 2008

Rank	Team	Total Wins
1.	Michigan State	49
	Ohio State *	49
3.	Wisconsin	45
4.	Penn State	40
5.	Iowa	39
6.	Northwestern	32
	Michigan	32
8.	Nebraska ^	27
9.	Minnesota	23
10.	Purdue	17
	Illinois	17
12.	Indiana	12
13.	Maryland #	6
14.	Rutgers #	4

* Ohio State vacated seven conference wins from the 2010 season; ^ Nebraska joined the Big Ten in 2011; # Maryland and Rutgers joined the Big Ten in 2014.

HEAD COACH MARK DANTONIO

DANTONIO RANKS SECOND IN WINS AT MICHIGAN STATE –

• Michigan State head coach Mark Dantonio, who was a finalist for three national coach of the year awards (Bobby Dodd, George Munger, Eddie Robinson) in 2015, owns an 89-35 (.718) record in his 10th season as head coach of the Spartans. His .718 winning percentage currently ranks third best at MSU. He won his 71st game at MSU on Oct. 25, 2014, against Michigan to move into second place all-time in victories in school history (record: Duffy Daugherty, 109). Dantonio won his 100th career game as a head coach on Oct. 17, 2015, at Michigan Stadium as the Spartans rallied to defeat the Wolverines, 27-23, on a 38-yard fumble return as time expired; his career record stands at 107-52 (.673) in his 13th season.

• Dantonio's .703 winning percentage (52-22) in Big Ten games ranks first in MSU history (minimum 10 Big Ten games).

• Dantonio led the Spartans to the 2015 Big Ten Championship with a 16-13 victory over previously undefeated and fourth-ranked Iowa. It marked Dantonio's third Big Ten Championship (2010, 2013, 2015), establishing a school record (previous: Daugherty and Perles with two each).

• Dantonio is the first coach in Big Ten history to record five 11-win seasons in a six-year span (11 in 2010; 11 in 2011; 13 in 2013, 11 in 2014; 12 in 2015), and his five 11-win seasons are tied with Joe Paterno of Penn State for the second most in Big Ten history (Jim Tressel with six; Paterno with five at Penn State as Big Ten member). Prior to Dantonio's arrival, MSU had not recorded an 11-win season in its history, and had just two 10-win seasons (1965, 1999).

Most 11-Win Seasons - Big Ten Coaching History

Rank	Coach	Times
1.	Jim Tressel, Ohio State	6 (2002, 2003, 2006, 2007, 2009, 2010*)
2.	Mark Dantonio, Michigan State	5 (2010, 2011, 2013, 2014, 2015)
	Joe Paterno, Penn State	5 (1994, 1996, 2005, 2008, 2009^)

* wins vacated; ^ as Big Ten member (15 overall)

• A two-time Big Ten Coach of the Year (2010, 2013), Dantonio has led Michigan State to Top 25 finishes in six of his nine seasons (2008: No. 24 in both polls; 2010: No. 14 in both polls; 2011: No. 10 USA TODAY/ No. 11 AP; 2013: No. 3 in both polls; 2014: No. 5 in both polls; and 2015: No. 6 in both polls). His six AP Top-25 finishes are tied for second most in school history ("Biggie" Munn, who coached from 1947-53, had six consecutive from 1948-53). Daugherty's teams posted seven Top-25 finishes during his 19-year tenure from 1954-72. MSU and Alabama (No. 7 in 2013, No. 4 in 2014, No. 1 in 2015) are the only schools to finish in the Top 10 of the last three final AP Polls.

BY THE NUMBERS

1

Michigan State's ranking in the Big Ten in turnover margin the past three seasons. MSU has also ranked in the FBS Top 10 in that category the past three seasons.

2

MSU is one of two schools in the country, along with Florida, to win multiple National Championships in both football and men's basketball.

3

MSU is the only program to finish in the top six of the AP Poll the last three seasons (No. 3 in 2013, No. 5 in 2014, No. 6 in 2015).

6

Dantonio has led MSU to six AP Top-25 finishes, tied for second most of any Spartan coach in program history.

9

Michigan State has appeared in a school-record nine consecutive bowl games; it's also the 12th-longest active streak in the FBS and second longest in the Big Ten.

38

MSU has won 38 games since 2013, fifth most in the NCAA FBS.

40

MSU has won 40 of its last 47 games, dating back to the 2012 regular-season finale.

49

MSU has won 49 Big Ten regular-season games since 2008 - tied for the most by any conference team.

60

MSU has ranked among the nation's Top 25 in attendance each of the last 60 seasons.

62

In the Dantonio era, Michigan State has held its opponent below 100 yards rushing in 62 of 124 games (50 percent).

67

MSU has won 67 games since the beginning of the 2010 season, most in the Big Ten and tied for sixth most in the FBS during that time period.

89

Mark Dantonio has won 89 games at MSU, second most in school history.



2016 SPARTAN FOOTBALL GAME NOTES

SPARTANS IN THE 2016 POLLS

Week	ASSOCIATED PRESS COACHES CFB		
	AP	COACHES	CFB
Preseason	12	11	-
Sept. 6	12	8	-
Sept. 11	12	8	-
Sept. 18	8	8	-
Sept. 25	17	16	-
Oct. 2	RV	RV	-

KEY:

RV – Receiving Votes. NOTE: First College Football Playoff rankings will be released on Nov. 1.

POLL SPEAK

• After spending a school-record 46 consecutive weeks ranked in The Associated Press Top 25, the Spartans dropped out of the AP rankings this week for the first time since the streak began on Oct. 27, 2013. MSU's previous record was 34 straight weeks, from Sept. 19, 2010, to Sept. 23, 2012. For 33 of those 46 weeks, MSU was ranked in the Top 10.

• The Spartans closed last season with a 12-2 record and finished ranked in the AP Top 10 for the third year in a row (No. 3 in 2013, No. 5 in 2014, No. 6 in 2015), a first for the program since 1955-57. Michigan State is the only program in the NCAA FBS to finish in the top six of the last three AP Polls. MSU (No. 3 in 2013, No. 5 in 2014, No. 6 in 2015) and Alabama (No. 7 in 2013, No. 4 in 2014, No. 1 in 2015) are the only schools to finish in the Top 10 of the last three final AP Polls.

• Dantonio has led Michigan State to Top 25 finishes in six of his nine seasons (2008: No. 24 in both polls; 2010: No. 14 in both polls; 2011: No. 10 USA TODAY/No. 11 AP; 2013: No. 3 in both polls; 2014: No. 5 in both polls; and 2015: No. 6 in both polls in 2015). Dantonio's six AP Top-25 finishes are tied for second most in school history (Biggie Munn, who coached from 1947-53, had six consecutive from 1948-53). Duffy Daugherty's teams posted seven Top-25 finishes during his 19-year tenure from 1954-72.

• Michigan State was ranked in The Associated Press Top 10 in 15 of the 16 polls released in 2015. It marked the most weeks MSU spent in the AP Top 10 in one season since 1966 (entire season). The Spartans also spent the entire 2015 season ranked in the Top 15.

• Michigan State is 54-15 (.783) as a ranked team in the AP Poll under Mark Dantonio.

• As a ranked team, Michigan State has lost to an unranked opponent only three times under Dantonio (36-2; at Notre Dame, 2011; at Nebraska, 2015; at Indiana, 2016).

• Michigan State extended its school record by playing in a bowl game for the ninth consecutive season in 2015 (2007 Champs Sports Bowl, 2009 Capital One Bowl, 2010 Alamo Bowl, 2011 Capital One Bowl, 2012 Outback Bowl, 2012 Buffalo Wild Wings Bowl, 2014 Rose Bowl, 2015 Cotton Bowl, 2015 College Football Playoff Semifinal at Cotton Bowl). The nine-year bowl streak is currently the second longest in the Big Ten and 12th longest in the NCAA FBS.

• Dantonio also extended his school record for most bowl appearances (nine) by a head coach with a trip to the College Football Playoff Semifinal at the Cotton Bowl Classic in 2015 (previous record: Perles with seven from 1983-94). Dantonio is 4-5 in bowl games at Michigan State, including a school-record four-game winning streak (2012 Outback, 2012 Buffalo Wild Wings, 2014 Rose, 2015 Cotton). Dantonio has led his teams to 11 bowl berths in 12 seasons as a head coach (nine at MSU, two at Cincinnati). Dantonio's nine-game bowl streak at Michigan State is tied for the fourth longest by an active head coach at the same school and is the longest in the Big Ten.

• From his first day on the job, Dantonio has pledged to support student-athletes as they pursue excellence, both in the classroom and on the playing field. In his first nine seasons, a total of 171 players have earned their undergraduate degrees. In addition, 114 Spartans have earned Academic All-Big Ten honors, including seven Academic All-America selections. Michigan State has placed three student-athletes in the National Football Foundation Scholar-Athlete Class in the past five years.

• Dantonio is one of just four Spartan head coaches to coach in at least 100 games at MSU and ranks third in Spartan history with 124 games coached at Michigan State (Duffy Daugherty: 183; George Perles: 139; Dantonio: 124; Charlie Bachman: 114).

• Dantonio is the third-longest tenured coach in the Big Ten (Kirk Ferentz, Iowa: 18th season; Pat Fitzgerald, Northwestern: 11th season) and ninth-longest in the FBS.

Longest Tenured FBS Coaches (Active)

Rank	Coach, Team	Hiring Date
1.	Bob Stoops, Oklahoma	Dec. 1, 1998 (18th year)
2.	Kirk Ferentz, Iowa	Dec. 2, 1998 (18th year)
3.	Gary Patterson, TCU	Dec. 8, 2009 (16th year)
4.	Kyle Whittington, Utah	Dec. 9, 2004 (12th year)
5.	Frank Solich, Ohio	Dec. 17, 2004 (12th year)
6.	Mike Gundy, Oklahoma State	Jan. 3, 2005 (12th year)
7.	Rick Stockstill, Middle Tennessee	Dec. 12, 2005 (11th year)
8.	Pat Fitzgerald, Northwestern	July 7, 2005 (11th year)
9.	Mark Dantonio, Michigan State	Nov. 27, 2006 (10th year)

• Twenty-six Spartans have been chosen in the NFL Draft under Dantonio's watch, including three consecutive first-round selections. Darqueze Dennard was a 2013 unanimous All-America selection and also won the Jim Thorpe Award, which is given annually to the nation's best defensive back. He was selected in the first round of the 2014 NFL Draft (No. 24 overall) by the Cincinnati Bengals to become the first Spartan under Dantonio to be chosen in the first round. Cornerback Trae Waynes was selected in the first round by the Minnesota Vikings at No. 11 overall in 2015. Michigan State became just the sixth school to have cornerbacks selected in the first round of the NFL Draft in consecutive years, joining Alabama (2012-13), LSU (2011-12), Miami-Florida (2005-06), Ohio State (1999-2001) and Notre Dame (1993-94). In 2016, offensive tackle Jack Conklin became the highest Spartan drafted under Dantonio as he was chosen No. 8 overall by the Tennessee Titans. The Spartans had six players drafted in 2012, the most in the Dantonio era, and five in 2016.

• Since 2007, Dantonio has helped develop nine different first-team All-Americans and 11 selections overall: RB Javon Ringer (2008); LB Greg Jones (2009-10); DT Jerel Worthy (2011); RB Le'Veon Bell (2012); CB Darqueze Dennard and P Mike Sadler (2013); S Kurtis Drummond (2014); C Jack Allen (2014-15) and OT Jack Conklin (2015). In addition, Dantonio has helped produce 36 first-team All-Big Ten selections.

• Under Dantonio, Spartan teams have produced some of the longest winning streaks in school history. MSU's 13-game Big Ten winning streak from 2012-14 was its second-longest conference run, while MSU's 12-game winning streak that began on Nov. 15, 2014, and ended on Nov. 7, 2015, was tied for the third longest in school history. Dantonio also had an 11-game winning streak during the 2013-14 seasons. In addition, Michigan State has produced a 52-13 record (.800) in home games since 2007, including four undefeated home seasons (2010, 2011, 2013, 2015). The Spartans are 21-2 at home since 2013.

2016 SPARTAN FOOTBALL GAME NOTES



Here's a look at Dantonio's milestone wins at Michigan State:

Game	Date	Result	Milestone
1	Sept. 1, 2007	MSU 55, UAB 17	First win at MSU
7	Oct. 13, 2007	MSU 52, Indiana 27	First Big Ten win
12	Nov. 17, 2007	MSU 35, Penn State 31	MSU secures first bowl bid since 2003
22	Oct. 25, 2008	MSU 35, Michigan 21	First win over Michigan; MSU's first win at Michigan Stadium since 1990
31	Oct. 3, 2009	MSU 26, No. 22 Michigan 20 (OT)	First win over AP ranked opponent
42	Sept. 18, 2010	MSU 34, Notre Dame 31 (OT)	"Little Giants" play defeats Irish in OT
51	Nov. 27, 2010	MSU 28, Penn State 22	MSU wins Big Ten title for first time since 1990
57	Oct. 1, 2011	MSU 10, Ohio State 7	First win over Ohio State
58	Oct. 15, 2011	MSU 28, No. 11 Michigan 14	Fourth straight win over Michigan
59	Oct. 22, 2011	MSU 37, No. 4 Wisconsin 31	"Rocket" defeats Badgers on last play
62	Nov. 12, 2011	MSU 37, Iowa 21	MSU's first win at Iowa since 1989
63	Nov. 19, 2011	MSU 55, Indiana 3	MSU wins inaugural B1G Legends Division
66	Jan. 2, 2012	MSU 33, No. 18 Georgia 33 (3OT)	First bowl victory
79	Dec. 29, 2012	MSU 17, TCU 16	Second consecutive bowl win
89	Nov. 16, 2013	MSU 41, Nebraska 28	MSU's first-ever win over Nebraska
92	Dec. 7, 2013	MSU 34, No. 2 Ohio State 24	Spartans win first outright B1G title since 1987
93	Jan. 1, 2014	MSU 24, No. 5 Stanford 20	MSU wins first Rose Bowl since 1988; Third straight bowl win
100	Oct. 18, 2014	MSU 56, Indiana 17	Dantonio wins 70th game at MSU
101	Oct. 25, 2014	MSU 35, Michigan 11	Sixth win in last seven games vs. UM
105	Nov. 29, 2014	MSU 34, Penn State 10	MSU wins 10 games for 4th time in 5 years
106	Jan. 1, 2015	MSU 42, Baylor 41	MSU rallies from 20 points down in the fourth quarter to win fourth straight bowl game
111	Oct. 3, 2015	MSU 24, Purdue 21	Dantonio wins 80th game at MSU
113	Oct. 17, 2015	MSU 27, No. 12 Michigan 23	MSU wins on 38-yard fumble recovery as time expires to defeat Michigan for seventh time in eight years; 100th career win
117	Nov. 21, 2015	MSU 17, No. 2 Ohio State 14	Snapped OSU's 23-game winning streak
118	Nov. 28, 2015	MSU 55, Penn State 16	MSU wins 11th game; clinches B1G East
119	Dec. 5, 2015	MSU 16, No. 4 Iowa 13	Dantonio wins school-record 3rd B1G title; MSU clinches berth in CFP

DANTONIO'S WINNING PERCENTAGE AT MSU AMONG THE BEST IN THE NATION -

• Mark Dantonio is one of just five active coaches in the NCAA Football Bowl Subdivision to own at least a .700 winning percentage in at least 100 games at the same school (Gary Patterson, TCU; Nick Saban, Alabama; Bob Stoops, Oklahoma; Dabo Swinney, Clemson).

Coach (active, 100 games minimum, same school)	Winning Pct. (Overall Record, Years)
Nick Saban, Alabama	.854 (105-18, 10th year)
Bob Stoops, Oklahoma	.790 (181-48, 18th year)
Gary Patterson, TCU	.749 (146-49, 16th year)
Dabo Swinney, Clemson	.748 (80-27, ninth year)
<i>Mark Dantonio, Michigan State</i>	<i>.718 (89-35, 10th year)</i>

DANTONIO'S 67 WINS SINCE 2010 RANK THIRD MOST IN FBS -

• Mark Dantonio ranks tied for third among active NCAA FBS head coaches with 67 wins since 2010.

Winningest NCAA FBS Head Coaches Since 2010

Rank	Coach, Team	Total Wins
1.	Nick Saban, Alabama	77
2.	Jimbo Fisher, Florida State	71
3.	<i>Mark Dantonio, MSU</i>	<i>67</i>
	Dabo Swinney, Clemson	67
5.	Bob Stoops, Oklahoma	64

SPARTAN SINGLE-GAME BESTS UNDER DANTONIO

Here's a look at the top single-game totals produced by Michigan State during head coach Mark Dantonio's tenure (2007-16; 121 games):

Rushing Yards: 368 vs. Indiana, 2007

Passing Yards: 398 vs. Indiana, 2015

Total Yards: 662 vs. Indiana, 2014

First Downs: 33 vs. Indiana, 2015

Fewest Rushing Yards Allowed: -48 yards by Michigan, 2013

Fewest Passing Yards Allowed: 11 by Indiana, 2014

Fewest Total Yards Allowed: 48 by Florida Atlantic, 2011

Fewest First Downs Allowed: 1 by Florida Atlantic, 2011

Sacks By: 9 vs. Ohio State, 2011

Turnovers Forced: 6 vs. Eastern Michigan, 2014

Points (Game): 73 vs. Eastern Michigan, 2014

Points (Half): 49 (1st) vs. Eastern Michigan, 2014 (school record)

Points (Quarter): 28 (1st) vs. Eastern Michigan, 2014

Victory Margin: 59 vs. Eastern Michigan, 2014

Fewest Points Allowed (Game): 0 by Purdue, 2013; by Florida Atlantic, 2011; by Florida Atlantic, 2008

COACHING STAFF - GAMEDAY LOCATIONS

On the field...

Head coach Mark Dantonio

Defensive line coach Ron Burton

Quarterbacks coach Brad Salem

Wide receivers coach Terrence Samuel

Offensive line coach Mark Staten

Co-defensive coordinator/linebackers Mike Tressel

In the booth...

Asst. head coach/co-defensive coordinator Harlon Barnett

Co-offensive coordinator/tight ends coach Jim Bollman

Co-offensive coordinator/running backs coach Dave Warner

Linebackers/special teams coach Mark Snyder



2016 SPARTAN FOOTBALL GAME NOTES

2016 SPARTAN SPORTS NETWORK RADIO AFFILIATES

City.....	Call Letters
Adrian.....	WABJ (AM 1490)
Alma.....	WQBX (FM 104.9)
Alma.....	WFYC (AM 1280)
Alpena.....	WKJZ (FM 94.9)
Ann Arbor.....	WLBY (AM 1290)
Bad Axe.....	WLEW (AM 1340/FM 102.1)
Battle Creek.....	WBCK (FM 95.3)
Benton Harbor.....	WCSY (FM 103.7)
Detroit.....	WJR (AM 760)
Escanaba.....	WUPF (FM 107.3)
Flint.....	WWCK (AM 1570)
Gaylord.....	WMJZ (FM 101.5)
Grand Haven.....	WGHN (AM 1370/FM 92.1)
Grand Rapids.....	WBBL (FM 107.3)
Greenville.....	WGML (AM 1380)
Hastings.....	WBCH (AM 1220/FM 100.1)
Holland.....	WPNW (AM 1260/FM 96.5)
Houghton Lake.....	WTWS (FM 92.1)
Iron Mountain.....	WMIQ (AM 1450)
Ishpeming.....	WUPG (FM 96.7)
Jackson.....	WIBM (AM 1450/FM 101.9)
Kalamazoo.....	WKZO (AM 590)
Lansing.....	WJIM (AM 1240)
.....	WMMQ (FM 94.9)
Ludington/Manistee.....	WLDN (FM 98.7)
Midland.....	WLUN (FM 100.9)
Newberry.....	WMJT (FM 96.7)
Ontonagon.....	WUPY (FM 101.1)
Petoskey.....	WJML (AM 1110/FM 94.9)
Port Huron.....	WPHM (AM 1380)
Saginaw.....	WILZ (FM 104.5)
Tawas City.....	WQLB (FM 103.3)
Traverse City.....	WCCW (AM 1310)
Traverse City.....	WCCW (FM 107.5)



SpartanSportsNetwork.com

Live broadcasts for all of Michigan State's games are available online at SpartanSportsNetwork.com and also on the Spartan Sports Network mobile app for the iPhone and Android devices.

LONGEST TENURED FBS PLAY-BY-PLAY RADIO ANNOUNCERS

Rk.	Name (School)	Years
1.	Bob Robertson (Washington State)	50
2.	Bill Hillgrove (Pittsburgh)	47
3.	Don Fischer (Indiana)	44
4.	Larry Zimmer (Colorado)	43
	Tommy Suggs (South Carolina)	43
6.	Joe Starkey (California)	42
	Dave Nitz (Louisiana Tech)	42
9.	Bob Harris (Duke)	41
	Frank Hoffman, ULM	41
10.	George Blaha (Michigan State)	39

WALK-OFF WINS IN THE DANTONIO ERA –

• Michigan State has seven walk-off wins (scoring as time expired in regulation or in overtime) under Mark Dantonio, including two on the final play of regulation in 2015 (Michigan, Ohio State). In addition, MSU has scored a game-winning touchdown on the final play of the game five times under Dantonio (twice in regulation, three times in overtime).

Walk-Off Wins Under Mark Dantonio (scoring on final play of regulation or winning in overtime)

Date	Result	Winning Play
Oct. 3, 2009	MSU 26, Michigan 20 (OT)	Larry Caper 23-yard TD
Sept. 18, 2010	MSU 34, Notre Dame 31 (OT)	Aaron Bates 29-yard TD pass to Charlie Gantt on fake FG
Oct. 22, 2011	MSU 37, Wisconsin 31	Kirk Cousins 44-yard "Rocket" TD pass to Keith Nichol
Jan. 1, 2012	MSU 33, Georgia 30 (3OT)	Anthony Rashad White blocks FG in triple OT
Oct. 27, 2012	MSU 16, Wisconsin 13 (OT)	Andrew Maxwell 12-yard TD pass to Bennie Fowler
Oct. 17, 2015	MSU 27, Michigan 23	Jalen-Watts Jackson 38-yard fumble recovery for TD
Nov. 21, 2015	MSU 17, Ohio State 14	Michael Geiger 41-yard field goal

• In addition, MSU has posted 16 fourth-quarter comebacks under Dantonio (2007: Penn State; 2008: Iowa, Wisconsin; 2009: Purdue; 2010: Notre Dame, Northwestern, Purdue; 2011: Georgia; 2012: Indiana, Wisconsin, TCU; 2013: Ohio State; 2014: Baylor; 2015: Michigan, Ohio State, Iowa).

STAFF CONTINUITY SPARKS DANTONIO'S SUCCESS AT MSU –

• MSU head coach Mark Dantonio has repeatedly stressed the importance of continuity on his coaching staff as one of the main reasons for Michigan State's success during his tenure. Four of MSU's nine assistant coaches have been at MSU since Dantonio's arrival in 2007 (assistant head coach/co-defensive coordinator/secondary coach Harlon Barnett, offensive line coach Mark Staten, co-defensive coordinator/linebackers coach Mike Tressel, co-offensive coordinator/running backs coach Dave Warner). Those four also coached under Dantonio at Cincinnati. Dantonio, Barnett, Staten and Tressel have been on the same staff since 2004.

• In addition, quarterbacks coach/recruiting coordinator Brad Salem is in his seventh year on the staff, wide receivers coach Terrence Samuel is in his sixth year, and defensive line coach Ron Burton is in his fourth year. Co-offensive coordinator/tight ends coach Jim Bollman, who is also in his fourth season, has coached with Dantonio on three previous occasions: Youngstown State (1986-90), Michigan State (1995-97) and Ohio State (2001-03).

• Three of Dantonio's former assistants left Michigan State to become head coaches at FBS schools: Don Treadwell (Miami-Ohio, 2011-13), Dan Enos (Central Michigan, 2010-14) and Pat Narduzzi (Pittsburgh, second season).

Number Of Coaches Who Have Been at Their School For 10 Years Or More

Rk.	No.	School
1.	6	Navy
	6	Air Force
3.	5	Michigan State (Dantonio, Barnett, Staten, Tressel, Warner)
4.	4	TCU

TEAM NOTES

PLAYING THEIR BEST UNDER THE SPOTLIGHT –

• The Spartans have consistently produced wins against highly ranked teams under Dantonio. MSU is 7-2 in its last nine games against teams ranked in The Associated Press Top 10, including a 6-2 record since 2013 (beat No. 2 Ohio State and No. 5 Stanford in 2013; lost to No. 3 Oregon and beat No. 4 Baylor in 2014; beat No. 7 Oregon, No. 2 Ohio State and No. 4 Iowa, and lost to No. 2 Alabama in 2015).

• Michigan State defeated nine bowl teams in 2015, including four wins over AP Top 25 teams (No. 7 Oregon on Sept. 12, No. 12 Michigan on Oct. 17, No. 2 Ohio State on Nov. 21, No. 4 Iowa on Dec. 5). It marked the first time in school history the Spartans beat three AP Top-10 teams (No. 7 Oregon, No. 2 Ohio State, No. 4 Iowa) in the same season. MSU also topped Western Michigan, Air Force, Central Michigan, Indiana and Penn State, who all played in the postseason. In the final AP rankings, MSU defeated four Top 25 teams (No. 4 Ohio State, No. 9 Iowa, No. 12 Michigan, No. 19 Oregon).

• The win over No. 2 Ohio State in Columbus on Nov. 21, 2015, snapped the defending National Champion Buckeyes' 23-game winning streak, and the last-second victory against No. 12 Michigan on Oct. 17, 2015, marked MSU's seventh win in the last eight years over the Wolverines.



BIG GAME SPARTANS (WINS OVER RANKED TEAMS SINCE 2013)

					
No. 23 MICHIGAN W, 29-6 11/2/13 Spartan Stadium	No. 2 OHIO STATE W, 34-24 12/7/13 Big Ten Champ.	No. 5 STANFORD W, 24-20 1/1/14 Rose Bowl	No. 19 NEBRASKA W, 27-22 10/4/14 Spartan Stadium	No. 4 BAYLOR W, 42-41 1/1/15 Cotton Bowl	No. 7 OREGON W, 31-28 9/12/15 Spartan Stadium
					
No. 12 MICHIGAN W, 27-23 10/17/15 Michigan Stadium	No. 2 OHIO STATE W, 17-14 11/21/15 Ohio Stadium	No. 4 IOWA W, 16-13 12/5/15 Big Ten Champ.	No. 18 NOTRE DAME W, 36-28 9/17/16 Notre Dame Stadium		

• Michigan State has won 10 of its last 14 games played against ranked opponents, including six out of the last eight (wins: No. 4 Baylor, No. 7 Oregon, No. 12 Michigan, No. 2 Ohio State, No. 4 Iowa, No. 18 Notre Dame; losses: No. 2 Alabama, No. 11 Wisconsin). MSU's 10 wins over ranked teams since 2010 ranks tied for third most in the FBS.

Most Wins Over Ranked Teams (Since 2013)

Rk.	No.	School
1.	18	Alabama
2.	12	Stanford
3.	10	Michigan State
	10	Florida State
	10	UCLA

• Under Mark Dantonio, the Spartans are 17-22 in 39 games played against teams ranked in The Associated Press Top 25; however, MSU is 10-5 against ranked teams since 2013. The 17 wins over AP Top 25 teams rank second among head coaches in MSU history (Duffy Daugherty with 25 from 1954-72).

• Here's a look at MSU's games against AP Top 10 teams since 2011 (7-2 record):

Date	Result (Associated Press Ranking)	Site
Dec. 31, 2015	No. 2 Alabama 38, No. 3 MSU 0 (CFB Semifinal)	Arlington
Dec. 5, 2015	No. 5 MSU 16, No. 4 Iowa 13 (Big Ten Champ.)	Indianapolis
Nov. 21, 2015	No. 9 MSU 17, No. 2 Ohio State 14	Columbus
Sept. 12, 2015	No. 5 MSU 31, No. 7 Oregon 28	East Lansing
Jan. 1, 2015	No. 7 MSU 42, No. 4 Baylor 41 (Cotton Bowl)	Arlington
Sept. 6, 2014	No. 3 Oregon 46, No. 7 MSU 27	Eugene
Jan. 1, 2014	No. 4 MSU 24, No. 5 Stanford 20 (Rose Bowl)	Pasadena
Dec. 7, 2013	No. 10 MSU 34, No. 2 Ohio State 24 (Big Ten Champ.)	Indianapolis
Oct. 22, 2011	No. 15 MSU 37, No. 4 Wisconsin 31	East Lansing

ACTIVE CAREER LEADERS

RUSHING YARDS		
1.	LJ Scott (213 att.)	1,001
2.	Gerald Holmes (148 att.)	735
3.	Delton Williams (118 att.)	610
4.	Madre London (132 att.)	559
5.	R.J. Shelton (71 att.)	494

RUSHING TOUCHDOWNS		
1.	LJ Scott	13
2.	Gerald Holmes	10
3.	Delton Williams	7
4.	R.J. Shelton	4

PASSING YARDS (C-A-I-TD)		
1.	Tyler O'Connor (105-171-12-7)	1,292

RECEPTIONS		
1.	R.J. Shelton	81
	Josiah Price	78

RECEIVING YARDS		
1.	Josiah Price	972
2.	R.J. Shelton	926

TD RECEPTIONS		
1.	Josiah Price	18
2.	R.J. Shelton	8

SCORING LEADERS		
1.	Michael Geiger	299
2.	Josiah Price	110
3.	LJ Scott	78
	R.J. Shelton	78

ALL-PURPOSE YARDS		
1.	R.J. Shelton	2,934

TACKLES		
1.	Riley Bullough	150
2.	Demetrious Cox	138
	Montae Nicholson	138

TACKLES FOR LOSS		
1.	Malik McDowell	19.5
2.	Ed Davis	16.5
3.	Riley Bullough	13.5

SACKS		
1.	Ed Davis	11.0
2.	Riley Bullough	7.5
3.	Demetrius Cooper	6.5
4.	Malik McDowell	6.0

INTERCEPTIONS		
1.	Riley Bullough	4
2.	Demetrious Cox	3
	Montae Nicholson	3
	Darian Hicks	3

UPDATED RECORD BOOK

TOUCHDOWN RECEPTIONS		
1.	Charles Rogers (2001-02)	27
2.	B.J. Cunningham (2008-11)	25
3.	Kirk Gibson (1975-78)	24
4.	Plaxico Burress (1998-99)	20
	Andre Rison (1985-88)	20
6.	Gari Scott (1996-99)	18
	Josiah Price (2013-16)	18

PATs		
1.	Michael Geiger (2013-16)	170
2.	Brett Swenson (2006-09)	164



2016 SPARTAN FOOTBALL GAME NOTES

ALL-TIME WINNINGEST COACHES - MICHIGAN STATE HISTORY

OVERALL

Rk.	Coach (Years).....	Wins
1.	Duffy Daugherty (1954-72)	109
2.	Mark Dantonio (2007-)	89
3.	Charles Bachman (1933-46).....	70
4.	George Perles (1983-94).....	68
5.	Chester Brewer (1903-10, '17, '19).....	58
Rk.	Coach (Years).....	Win Pct.
1.	John Macklin (1911-15)853 (29-5)
2.	Clarence "Biggie" Munn (1947-53)846 (54-9-20)
3.	Mark Dantonio (2007-).....	.718 (89-35)
4.	Jim Crowley (1929-32).....	.712 (22-8-3)
5.	Chester Brewer (1903-10, '17, '19).....	.699 (58-23-7)

BIG TEN GAMES

Rk.	Coach (Years).....	Wins
1.	Duffy Daugherty (1954-72)	72
2.	George Perles (1983-94).....	53
3.	Mark Dantonio (2007-).....	52

Rk.	Coach (Years) [Min. 10 games].....	Win Pct.
1.	Mark Dantonio (2007-).....	.703 (52-22)
2.	Denny Stolz (1973-75).....	.604 (14-9-1)
3.	Nick Saban (1995-99).....	.603 (23-15-1)

BOWL APPEARANCES

Rk.	Coach (Years).....	Bowls
1.	Mark Dantonio (2007-).....	9
2.	George Perles (1983-94).....	7

BOWL WINS

Rk.	Coach (Years).....	Bowl Wins
1.	Mark Dantonio (2007-).....	4
2.	George Perles (1983-94).....	3

AP TOP-25 FINISHES

Rk.	Coach (Years).....	Wins
1.	Duffy Daugherty (1954-72)	7
2.	Mark Dantonio (2007-).....	6
	Clarence "Biggie" Munn (1947-53)	6

WINS OVER AP TOP-25 TEAMS

Rk.	Coach (Years).....	Wins
1.	Duffy Daugherty (1954-72)	25
2.	Mark Dantonio (2007-).....	17
3.	George Perles (1983-94).....	14

WINS OVER AP TOP-10 TEAMS

Rk.	Coach (Years).....	Wins
1.	Duffy Daugherty (1954-72)	17
2.	Mark Dantonio (2007-).....	7
3.	Clarence "Biggie" Munn (1947-53)	5

HOME GAMES

Rk.	Coach (Years).....	Wins
1.	Duffy Daugherty (1954-72)	68
2.	Mark Dantonio (2007-).....	52
3.	Charles Bachman (1933-46).....	46

Rk.	Coach (Years).....	Pct.
1.	Clarence "Biggie" Munn (1947-53)892 (33-4)
2.	Jim Crowley (1929-32).....	.886 (19-2-1)
3.	Mark Dantonio (2007-).....	.800 (52-13)

BIG TEN COACHING HISTORY

MOST 11-WIN SEASONS

Coach (School)	Years
Jim Tressel, Ohio State (6)	2002-03, 2006-07, 2009-10*
Joe Paterno, Penn State (5)	1994, 1996, 2005, 2008-09^
Mark Dantonio, Michigan State (5)	2010-11, 2013-15

* wins vacated in 2010; ^ as Big Ten member (15 overall)

CREATING TURNOVERS A MAIN INGREDIENT FOR SUCCESS -

• Michigan State has ranked in the NCAA Football Bowl Subdivision Top 10 and has led the Big Ten in turnover margin the last three seasons. MSU was No. 4 in the FBS in 2015 with a +1.00 turnover margin. The Spartans forced 28 turnovers (15 interceptions, 13 fumbles) and turned the ball over just 14 times all season (eight interceptions, six fumbles). In addition, MSU scored 108 points off of its opponents' turnovers, while the opposition only scored 20 points on Spartan miscues (+88).

• This season, the Spartans are uncharacteristically -0.25 in turnover ratio (seven turnovers gained; eight-turnovers lost) through four games. MSU turned the ball over a season-high four times in the loss to No. 11 Wisconsin on Sept. 24, the most by the Spartans since Nov. 17, 2012, against Northwestern.

• The Spartans ranked No. 2 in the NCAA Football Bowl Subdivision in turnover margin (+1.46 per game) in 2014. MSU was +19 in the turnover department and forced 34 turnovers (16 fumbles, 18 interceptions), which ranked No. 1 in the Big Ten and third most in the FBS. Conversely, the Spartans turned the ball over just 15 times (six fumbles, nine interceptions), fewest in the Big Ten.

• Michigan State ranked first in the Big Ten and tied for 10th in the FBS in turnover margin (+13, 0.93 per game) in 2013. The Spartans forced the most turnovers in the Big Ten (28) and also turned the ball over the least amount of times (15) in the conference.

• Michigan State has forced at least one turnover in 100 of 124 games under head coach Mark Dantonio (81 percent of the games since 2007).

• Michigan State is 56-12 (.824) when forcing at least two turnovers in a game under head coach Mark Dantonio.

SPARTANS MAINTAIN SUCCESS IN BIG TEN PLAY -

• The Spartans, who have won three Big Ten Championships since 2010, are seeking back-to-back Big Ten titles for only the second time in school history, and for the first time since 1965-66. MSU has won nine Big Ten Championships in school history (1953, 1965, 1966, 1979, 1987, 1990, 2010, 2013, 2015), including a school-record three by Dantonio.

• Michigan State has won 25 of its last 29 games against Big Ten opponents (including the Big Ten Championship Game), dating back to the 2012 regular-season finale, including 18 wins by double-figures. MSU has won 23 of its last 27 regular-season Big Ten Conference games.

• Michigan State's 13-game Big Ten winning streak from Nov. 24, 2012 to Oct. 25, 2014, was the second-longest Big Ten winning streak in school history (16 straight from Oct. 2, 1965 to Oct. 21, 1967). In addition, MSU had won 14 consecutive games against Big Ten opponents (2013 Big Ten Championship Game vs. No. 2 Ohio State).

• Mark Dantonio's .703 winning percentage (52-22) in Big Ten regular-season games ranks first in MSU history (minimum 10 Big Ten games).

• Michigan State is 39-11 (.780) in Big Ten regular-season games since 2010.

• MSU is 26-11 (.703) in Big Ten road games under Dantonio, including a 20-5 record (.800) since 2010. Dantonio has won at least one road game at every Big Ten stadium.

• Since 2008, MSU has recorded 49 Big Ten regular-season victories, tied for the most of any team in the conference (Note: Ohio State has won 56 games, but had to vacate seven victories following the 2010 season).

SPARTANS TOUGH ON HOME TURF -

• Under Mark Dantonio, Michigan State has produced a 52-13 record (.800) in home games since 2007, including a 15-game winning streak (7-0 in 2010, 7-0 in 2011, won first game in 2012) and a 12-game winning streak (7-0 in 2013; won first five in 2014), which rank second and tied for third, respectively, in Spartan Stadium history.

• MSU is 37-7 (.841) at home since 2010 and 21-2 (.913) since 2013.

• Mark Dantonio is 26-2 (.929) against non-conference opponents in Spartan Stadium (only losses: 2009 to Central Michigan; 2012 to No. 20 Notre Dame).

• Dantonio is 10-0 in home openers at MSU and the Spartans' 18-game winning streak in home openers is tied for the third longest in the nation.

2016 SPARTAN FOOTBALL GAME NOTES



SPARTANS SUCCESSFUL IN NON-CONFERENCE GAMES –

• Mark Dantonio is 35-12 (.745) against non-conference opponents, including a 26-2 (.929) mark in Spartan Stadium. Dantonio is 25-1 in games against teams outside of the Power Five conferences.

WINNING THE CLOSE ONES –

• Michigan State was 6-1 in games decided by a touchdown or less in 2015 (wins: 16-13 vs. No. 4 Iowa, 17-14 vs. No. 2 Ohio State, 27-23 vs. No. 12 Michigan, 31-24 vs. Rutgers, 24-21 vs. Purdue, 31-28 vs. No. 7 Oregon; loss: 39-38 at Nebraska).

• Since the beginning of the 2010 season, Michigan State is 20-9 (.690) in games decided by one score or less, including all four bowl victories. The losses have come against Wisconsin in the 2011 Big Ten Championship Game (42-39), Ohio State (17-16), Iowa (19-16 in 2OT), Michigan (12-10), Nebraska (28-24) and Northwestern (23-20) in 2012, Notre Dame (17-13) in 2013, Nebraska (39-38) in 2015 and Indiana (24-21 in OT) in 2016.

CAPTAINS NAMED FOR 2016 SEASON –

• Following the last practice of preseason camp on Aug. 25, MSU head coach Mark Dantonio announced the 2016 captains to the team -- fifth-year senior linebacker Riley Bullough, fifth-year senior safety Demetrious Cox, and fifth-year senior quarterback Tyler O'Connor. An additional fourth game captain will be selected each week during the 2016 season. All three are first-year captains. Bullough is the third member of his family, along with his father Shane Bullough (1986) and brother Max Bullough (2012-13), to be elected a team captain at Michigan State.

BENNY MCGOWAN NAMED FOURTH CAPTAIN FOR BYU GAME –

• Fifth-year senior offensive lineman Benny McGowan has been named the fourth game captain against BYU. A native of Centerville, Ohio, McGowan will join 2016 team captains Riley Bullough, Demetrious Cox and Tyler O'Connor at midfield for the coin toss. Michigan State rotates its fourth captain for every game.

• A three-year letterwinner (2013-15), McGowan has seen action in 32 career games, including nine starts (five at left guard, four at right guard). He started his first game of the season last Saturday at Indiana at left guard. Last season, he started eight games (four at left guard, four at right guard) for the Big Ten Champion Spartans.

• McGowan, a two-time Academic All-Big Ten selection, graduated with a bachelor's degree in criminal justice in May 2016 and is currently pursuing his master's degree in criminal justice.

OFFENSE

BRIEF OVERVIEW –

• Offensively, the Spartans are replacing eight starters from last season's Big Ten Championship and College Playoff team, including three-year starting quarterback and Johnny Unitas Golden Arm Award winner Connor Cook, Big Ten Wide Receiver of the Year Aaron Burbridge and a pair of All-Americans on the offensive line (C Jack Allen, OT Jack Conklin). In addition, four Spartans on offense were selected in the 2016 NFL Draft (Conklin, first round, Titans; Cook, fourth round, Raiders; Burbridge, sixth round, 49ers; OG Donovan Clark, seventh round, Chargers) and five are on current NFL rosters (Allen, practice squad, Saints).

• Several Spartans are stepping into new and expanded roles on offense, as the unit has featured seven players who have either started for the first time or are in their first full-time starting role (LT David Beedle, RG Brandon Clemons, WR Felton Davis III, FB Prescott Line, RT Miguel Machado, WR Monty Madaris, QB Tyler O'Connor).

• In addition, the two returning starting offensive linemen, Brian Allen and Kodi Kieler, have been playing different positions this season on the offensive line. Allen was a starter at left guard last season, and started at center last game vs. Indiana. Kieler was a two-year starter at right tackle, but started the first three games at center. He returned to a starting role at right tackle vs. Indiana.

• Senior wide receiver R.J. Shelton did have previous starting experience and leads the team in receiving with 18 catches for 244 yards and two touchdowns. Among active Spartans, he ranks first in career receptions (81) and all-purpose yards (2,934) and second in receiving yards (926). Fifth-year senior Monty Madaris, who is seeing the first extensive action of his career, is second on the team with 15 catches for 207 yards. The Spartans are also working in three true freshmen wide receivers into the playing rotation: Donnie Corley, Trishton Jackson and Justin Layne.

FUTURE SCHEDULES

2017

Sept. 9	BOWLING GREEN
Sept. 16	WESTERN MICHIGAN
Sept. 23	NOTRE DAME
Sept. 30	IOWA
Oct. 7	at Michigan
Oct. 14	at Minnesota
Oct. 21	INDIANA
Oct. 28	at Northwestern
Nov. 4	PENN STATE
Nov. 11	at Ohio State
Nov. 18	MARYLAND
Nov. 25	at Rutgers

2018 (BIG TEN ONLY)

Sept. 22	at Indiana
Oct. 6	NORTHWESTERN
Oct. 13	at Penn State
Oct. 20	MICHIGAN
Oct. 27	PURDUE
Nov. 3	at Maryland
Nov. 10	OHIO STATE
Nov. 17	at Nebraska
Nov. 24	RUTGERS

2019 (BIG TEN ONLY)

Sept. 21	at Northwestern
Sept. 28	INDIANA
Oct. 5	at Ohio State
Oct. 12	at Wisconsin
Oct. 26	PENN STATE
Nov. 9	ILLINOIS
Nov. 16	at Michigan
Nov. 23	at Rutgers
Nov. 30	MARYLAND

FUTURE NON-CONFERENCE GAMES

Sept. 8, 2018	at Arizona State
Sept. 14, 2019	ARIZONA STATE
Sept. 12, 2020	at BYU
Sept. 26, 2020	MIAMI (FLA.)
Sept. 18, 2021	at Miami (Fla.)
Sept. 17, 2022	at Boise State
Sept. 16, 2023	BOISE STATE



2016 SPARTAN FOOTBALL GAME NOTES

FBS BOWL STREAKS - TEAM

Rk.	Teams	Streak
1.	Virginia Tech	23
2.	Georgia	19
3.	Oklahoma	17
4.	LSU	16
5.	Boise State	14
	Wisconsin	14
7.	Alabama	12
8.	BYU	11
	Clemson	11
	Oregon	11
11.	Oklahoma State	10
12.	Michigan State	9

* Florida State has appeared in 34 consecutive bowl games, but the NCAA does not recognize its appearance in the 2006 Emerald Bowl due to NCAA sanctions.

FBS BOWL STREAKS - ACTIVE HEAD COACHES (SAME SCHOOL)

Rk.	Teams	Streak
1.	Bob Stoops (Oklahoma)	17
2.	Les Miles (LSU)	11
3.	Mike Gundy (Oklahoma State)	10
4.	Mark Dantonio (Michigan State)	9
	Nick Saban (Alabama)	9

SPARTAN STREAKS

Consecutive Games Started

Malik McDowell, NT	19
Demetrious Cox, DB	18

• Although sophomore running back LJ Scott has started all four games and leads the team in rushing yards (302) and carries (67), MSU has used three tailbacks in the backfield this season. In addition to Scott, junior Gerald Holmes (23 carries for 151 yards) and sophomore Madre London (13 carries for 59 yards) have seen action.

FIFTH-YEAR SENIOR TYLER O'CONNOR IN FIRST YEAR AS STARTING QB FOR SPARTANS –

• Fifth-year senior Tyler O'Connor is in his first year as the starting quarterback for the Spartans. O'Connor was named the starter during the last week of preseason camp. He also was voted one of three captains by his teammates. O'Connor replaces three-year starting quarterback Connor Cook, who compiled a 34-5 record as a starter from 2013-15 to become the winningest quarterback in school history. Cook, the 2015 Big Ten Quarterback of the Year and Johnny Unitas Golden Arm Award winner, left East Lansing as the school's all-time record holder in passing yards (9,194), touchdown passes (71) and total offense (9,403 yards).

• For the season, the 6-3, 228-pound native of Lima, Ohio, is 71-of-117 passing (.607) for 918 yards, eight TDs and five interceptions through four games.

• O'Connor, who narrowly lost out to Cook in 2013 in the race to become the starting quarterback, showed his promise in his first career start as he led the Spartans to a win at No. 2 Ohio State on Nov. 21, 2015. With Cook sidelined due to a shoulder injury, O'Connor and Damion Terry split time and helped the Spartans snap the Buckeyes' 23-game winning streak with a 17-14 victory in Columbus.

• In his second career road start, O'Connor was 19-of-26 passing for 241 yards and two touchdowns in the 36-28 win at No. 18 Notre Dame on Sept. 17. O'Connor threw a 38-yard TD pass to Donnie Corley and a 10-yard pass to R.J. Shelton, both in the second quarter.

• In his last start at Indiana on Oct. 1, O'Connor recorded career highs in passing yards (263) and pass completions (21), and tied a career high with three touchdowns (86 yards to Shelton; 24 yards to Delton Williams; 2 yards to Josiah Price). He finished the game 21-of-35 passing. The 86-yard touchdown pass to Shelton was a career long and tied for the seventh-longest TD pass in school history.

• For his career, O'Connor is 3-2 as a starter, including road victories at No. 2 Ohio State and No. 18 Notre Dame. He has completed 61 percent of his passes (105-of-171) for 1,292 yards, 12 TDs and seven interceptions in 18 career games.

JOSIAH PRICE NAMED SEMIFINALIST FOR WILLIAM V. CAMPBELL TROPHY –

• Fifth-year senior tight end Josiah Price has been named a semifinalist for the William V. Campbell Trophy, which is awarded annually by the National Football Foundation to the nation's top scholar-athlete; the award is also widely known as the "Academic Heisman." Candidates for the award must be a senior or graduate student in their final year of eligibility, have a GPA of at least 3.2 on a 4.0 scale, have outstanding football ability as a first team player or significant contributor and have demonstrated strong leadership and citizenship. The class is selected each year by the NFF Awards Committee, which is comprised of a nationally recognized group of media, College Football Hall of Famers and athletics administrators.

• This marks the fifth time in the past six years that the Spartans have had a semifinalist for the Campbell Trophy. The Spartans had a finalist three of four years from 2011-14 (Kirk Cousins in 2011, Max Bullough in 2013, Mike Sadler in 2014), and Jack Allen was a semifinalist last season.

• A hospitality business major, Price owns a 3.62 grade-point average. He is a three-time Academic All-Big Ten honoree and a two-time Big Ten Distinguished Scholar recipient. He also earned CoSIDA Academic All-District honors last season.

• On the field, Price has the most touchdown catches (18) of any tight end in Michigan State history. In 43 career games, he has 78 receptions for 972 yards. Price needs just 28 more yards to become just the fourth Spartan tight end in school history to reach the 1,000-yard career milestone.

Spartan Tight Ends - Most Career Receiving Yards

Player	Years	Receiving Yards
1. Chris Baker	1998-2001	1,705
2. Mark Brammer	1976-79	1,305
3. Billy Joe Dupree	1970-72	1,222
4. Eric Knott	2001-04	973
5. Josiah Price	2013-16	972



Spartan Tight Ends - Most Career Receptions

Player	Years	Receptions
1. Chris Baker	1998-2001	133
2. Mark Brammer	1976-79	107
3. Eric Knott	2001-04	85
4. <i>Josiah Price</i>	<i>2013-16</i>	<i>78</i>

• Off the field, Price has perhaps made an even greater impact. The past two years, he has been nominated for the Wuerffel Trophy, known as “College Football’s Premier Award for Community Service,” and also the Allstate AFCA Good Works Team. His community efforts have reached near and far. In addition to actively participating in a variety of community service events, including the Ingham County Child Benefit Fund, DARE Graduations, and March is Reading Month, Price also took part in a mission trip to South Africa during spring break of 2013 and spent two and a half weeks in Australia (June-July 2015), participating in MSU’s study abroad International Summer Sports Program.

• A native of Greentown, Indiana, Price was named winner of the Gwendolyn Norrell Community Service & Leadership Award at the 2016 MSU Student-Athlete Support Services Academic Gala (presented to the student-athlete who best exemplifies the goals of the PACT [Putting Athletes and Community Together] program, excelling in the field of community service and outreach). He also serves as one of the football team’s representatives on the Student-Athlete Advisory Committee (SAAC) and was selected as SAAC community outreach committee chair for 2015-16.

RUNNING GAME KEY FOR SPARTANS UNDER DANTONIO –

• Under Mark Dantonio, Michigan State is 72-12 (.857) when outrushing its opponent, including a 56-5 record (.918) since 2010. Conversely, MSU is 17-23 (.425) under Dantonio when being outgained on the ground by its opponent. The Spartans are 32-3 (.914) in games when gaining 200 or more rushing yards under Dantonio.

DEFENSE

BRIEF OVERVIEW –

• The Spartans returned 22 letterwinners and six starters from a defensive unit that finished No. 11 in the FBS in rushing defense, No. 25 in scoring defense and No. 26 in total defense in 2015. The Spartans brought back three of its four starters in the secondary (senior cornerback Darian Hicks, safeties Demetrious Cox and Montae Nicholson) and current sophomore starter Vayante Copeland returned from a neck injury after missing 12 games in 2015.

• Michigan State lost three of its four starters on the defensive line to the NFL (Shilique Calhoun, Raiders; Joel Heath, Texans; Lawrence Thomas, Jets), but the lone returner on the line is preseason All-American Malik McDowell. The Spartans have had to replenish the losses on the defensive line with two graduate transfers (DE Gabe Sherrod from Delaware State and DT Kevin Williams from Nebraska) and three true freshmen (DE Josh King, DT Mike Panasiuk and DE Auston Robertson). In addition, junior Demetrius Cooper and fifth-year senior Evan Jones are in starting roles for the first time on the ends, while redshirt freshman defensive tackle Raequan Williams is playing in his first collegiate season.

• The depth of the defense is strongest at linebacker, but the Spartans are currently battling injuries at the position. Junior Jon Reschke, who started 14 games a year ago, is out indefinitely after suffering a severe ankle sprain in the third game against Wisconsin on Sept. 24. Fifth-year senior captain Riley Bullough has missed the last two games with an undisclosed injury, and sixth-year player Ed Davis is still rounding into form after suffering a torn ACL last season. Junior Chris Frey is tied for the team lead with 27 tackles and is the starter at Sam, while junior Shane Jones has filled in for Bullough in the middle. Sophomore Andrew Dowell has started two games at Star (weakside) and ranks fourth on the team with 22 tackles.

LINEBACKER JON RESCHKE OUT INDEFINITELY WITH ANKLE INJURY –

• Michigan State head coach Mark Dantonio announced at his weekly press conference on Sept. 27 that junior linebacker Jon Reschke is out indefinitely with a severe ankle sprain. Reschke, who missed the season opener vs. Furman with a separate injury, returned to action in the Notre Dame game on Sept. 17 and was named the Spartan Defensive Player of the Week after recording eight tackles (one for loss), a forced fumble and an interception in the win over the Irish. Reschke injured his ankle in the Wisconsin game on Sept. 24. He started all 14 games at Sam linebacker last season for the Spartans and recorded a career-high 75 tackles, including 5.5 for losses and two sacks.

CAPTAIN RILEY BULLOUGH HAS YET TO SEE ACTION IN BIG TEN PLAY DUE TO INJURY –

• Fifth-year senior captain linebacker Riley Bullough, who was voted a team captain, has missed the last two games with an undisclosed injury. Bullough started 13 games last season and led the team with a career-high 106 tackles. He was named to preseason watch lists for the Bednarik Award, Butkus Award, Lombardi Award, Lott IMPACT Trophy and the Nagurski Trophy. In his first two games of the season, Bullough had eight tackles in the season opener vs. Furman and four stops in the win at Notre Dame.

MOST GAMES HOLDING OPPONENTS UNDER 50 YARDS RUSHING (SINCE 2012)

Rk.	Team	Games
1.	Alabama	18
2.	Michigan State	16
3.	Stanford	13

Since the start of the 2012 season, Michigan State has held opponents to 50 rushing yards or less 16 times (five times in 2012, four in 2013, six in 2014, once in 2015), second most of any school in the FBS.

MOST GAMES HOLDING OPPONENTS UNDER 100 YARDS RUSHING (SINCE 2011)

Rk.	Team	Games
1.	Alabama	53
2.	Michigan State	42
3.	Stanford	40
4.	Louisville	35
5.	Florida State	31

Since the beginning of 2011, Michigan State has held 42 opponents under 100 rushing yards (seven in 2011; eight in 2012; 10 in 2013; nine in 2014, six in 2015, two in 2016), which ranks second most in the FBS.

FEWEST RUSHING TDS ALLOWED (SINCE 2011)

Rk.	Team	Fewest Rushing TDs
1.	Alabama	34
2.	Louisville	61
3.	Michigan State	63
4.	Florida State	70

MSU’S ALL-TIME OVERTIME RESULTS

Date	Opponent	Result
10/10/1998	Indiana (2OT)	W, 38-31
10/30/2004	at Michigan (3OT)	L, 37-45
9/17/2005	at Notre Dame	W, 44-41
10/1/2005	Michigan	L, 31-34
10/6/2007	Northwestern	L, 41-48
10/27/2007	at Iowa (2OT)	L, 27-34
10/3/2009	Michigan	W, 26-20
9/18/2010	Notre Dame	W, 34-31
1/2/2012	vs. Georgia (3OT)	W, 33-30
10/13/2012	Iowa (2OT)	L, 16-19
10/27/2012	at Wisconsin	W, 16-13
10/1/2016	Indiana	L, 21-34

All-Time Overtime Record: 6-6 (.500)
Overtime Record Under Dantonio: 4-4 (.500)



2016 SPARTAN FOOTBALL GAME NOTES

SEASON CAPTAINS

LB Riley Bullough, S Demetrious Cox, QB Tyler O'Connor

GAME CAPTAINS

Game.....	Captain(s)
Furman	Monty Madaris
Notre Dame	Josiah Price
Wisconsin	R.J. Shelton
Indiana.....	Kodi Kieler
BYU	Benny McGowan
Northwestern	-
Maryland.....	-
Michigan.....	-
Illinois.....	-
Rutgers.....	-
Ohio State.....	-
Penn State.....	-

HONORARY CAPTAINS

Game.....	Captain(s)
Furman	Damon Knox
Notre Dame	Travis Jackson
Wisconsin	None
Indiana.....	None
BYU	-
Northwestern	-
Maryland.....	-
Michigan.....	-
Illinois.....	-
Rutgers.....	-
Ohio State.....	-
Penn State.....	-

DEFENSIVE LEADERBOARD

Rk.	Player	Production Points
1.	S Montae Nicholson.....	82
2.	CB Darian Hicks.....	54
3.	LB Chris Frey.....	43
4.	DE Malik McDowell.....	39
5.	CB Vayante Copeland.....	35
6.	S Demetrious Cox.....	33
7.	LB Jon Reschke.....	29
8.	LB Riley Bullough.....	25
9.	LB Andrew Dowell.....	23
10.	DE Demetrius Cooper.....	22
11.	DE Gabe Sherrod.....	12
	CB Tyson Smith.....	12
13.	DE Evan Jones.....	10
14.	LB Shane Jones.....	6
	DT Raequan Williams.....	6
	LB Byron Bullough.....	6
17.	DT Kevin Williams.....	5
	S Khari Willis.....	5

SPARTAN OFFENSIVE LINEMAN OF THE WEEK

Furman: Brian Allen
Notre Dame: Kodi Kieler
Wisconsin: None selected
Indiana: None selected

MALIK McDOWELL SUSPENDED FOR FIRST HALF AGAINST BYU –

• Junior preseason All-America defensive lineman Malik McDowell was ejected for targeting in the fourth quarter during the loss at Indiana and will be suspended for the first half against BYU due to NCAA rules. McDowell posted a season-high five tackles against the Hoosiers. Due to the suspension, McDowell will have his streak of 19 straight starts snapped, which was the longest active streak on the team.

• McDowell, the only returning starter on the defensive line from a year ago, leads the unit this season with 13 tackles, including two for losses. The other three starters from last season's Big Ten Championship team are all in the NFL (Shilique Calhoun, Raiders; Joel Heath, Texans; Lawrence Thomas, Jets).

• A native of Detroit, McDowell was named a first-team preseason All-American by numerous media outlets (ESPN, CBS Sports, SI.com, Athlon Sports, Sporting News) and to preseason watch lists for the Bednarik Award, Lombardi Award, Nagurski Trophy and Outland Trophy.

ED DAVIS RECEIVES SIXTH YEAR OF ELIGIBILITY FROM NCAA –

• Michigan State linebacker Ed Davis was granted a sixth year of eligibility by the NCAA, Michigan State head coach Mark Dantonio announced on Sept. 9. Davis, who earned his bachelor's degree in sociology in August 2016, has played in 43 career games, including 12 starts.

Davis, a native of Detroit, did not play in 2011 and missed the entire 2015 season after suffering a torn ACL during the first week of preseason camp. Davis had been practicing with the Spartans since the sixth-year waiver was submitted to the NCAA following his graduation in late August. He has played sparingly against Notre Dame and Wisconsin in the past two games.

A three-year letterwinner (2012-14), Davis has recorded 80 career tackles, including 16.5 for losses (72 yards) and 11 sacks (53 yards).

As a junior in 2014, Davis earned honorable mention All-Big Ten honors after ranking fourth on the team with 58 stops and third in tackles for loss (12 for 48 yards) and sacks (7.0 for 33 yards). He was the 2014 defensive recipient of MSU's Outstanding Underclass Lineman Award.

SPARTANS STOP THE RUN –

• Michigan State, which has ranked in the top 11 of the NCAA FBS in rushing defense the past five seasons (No. 9 in 2011; No. 8 in 2012; No. 2 in 2013; No. 1 in 2014; No. 11 in 2015), continues to rank among the national leaders in stopping the run in 2016. The Spartans currently rank third in the Big Ten and 16th in the FBS, allowing 105.5 rushing yards per game.

• Michigan State led the Big Ten in rushing defense four consecutive years (2011-14) before ranking third in 2015. Since the Big Ten began awarding stat champions in all games in 1985, Michigan State became only the second team in conference history to lead the league in rushing defense four years in a row (Michigan, 1990-93).

• Michigan State led the NCAA FBS in rushing defense in 2014, allowing just 88.5 ypg. It marked the fourth time MSU has led the NCAA in rushing defense (1952: 83.9 ypg.; 1965: school-record 47.3 ypg.; 1987: 69.8 ypg.). MSU ranked No. 2 in the FBS in rushing defense in 2013 (86.6 ypg.).

• MSU has finished in the Top 25 nationally in rushing defense six times in the last seven seasons, including five straight in the Top 11 (24th in 2009; ninth in 2011; eighth in 2012; second in 2013; first in 2014; 11th in 2015).

• In 124 games under Mark Dantonio, MSU has held its opponents under 100 yards rushing 62 times (50 percent).

2016 SPARTAN FOOTBALL GAME NOTES



SPARTANS BOAST 13 GRADUATES ON 2016 ROSTER –

• Michigan State has 13 graduates on its 2016 roster, which ranks tied for second most of any FBS team.

GRADUATED AND STILL ELIGIBLE (10)

- Edward Barksdale (August 2016) – Kinesiology
- Brandon Clemons (December 2015) – Psychology
- Demetrious Cox (May 2016) – Interdisciplinary Studies in Social Science - Human Capital and Society
- Kevin Cronin (August 2016) – Economics
- Ed Davis (August 2016) – Sociology
- Jamal Lyles (May 2016) – Interdisciplinary Studies in Social Science - Human Capital and Society
- Matt Macksood (Summer 2016) – Hospitality Business
- Benny McGowan (May 2016) – Criminal Justice
- Tyler O'Connor (December 2015) – Supply Chain Management
- Nick Tompkins (Summer 2016) – Communication

GRADUATE TRANSFERS (3)

- Prescott Line (SMU) – Applied Physiology and Sports Management (May 2016)
- Gabe Sherrod (Delaware State) – Mathematics (bachelor's, Summer 2016)
- Kevin Williams (Nebraska) – Management (bachelor's, August 2014); Construction Engineering and Management (master's, May 2016)

FBS teams with most number of graduates on 2016 roster

Rk.	No.	School
1.	15	Virginia
2.	13	<i>Michigan State</i>
	13	Pittsburgh
4.	11	Illinois
		Georgia Southern
		Northwestern
		Temple

2016 SPARTANS OF THE WEEK –

Opponent	Offense	Defense	Special Teams
Furman	Monty Madaris	Malik McDowell	Jake Hartbarger
Notre Dame	Tyler O'Connor/R.J. Shelton	Jon Reschke	Kevin Cronin
Wisconsin	-	-	-
Indiana	-	-	-
BYU			
Northwestern			
Maryland			
Michigan			
Illinois			
Rutgers			
Ohio State			
Penn State			

2016 SPARTAN SCOUT TEAM PLAYERS OF THE WEEK –

Opponent	Offense	Defense	Special Teams
Furman	Matt Allen	Kenney Lyke	Malik Smith
Notre Dame	Matt Seybert	Kenny Willekes	Austin Andrews
Wisconsin	-	-	-
Indiana	-	-	-
BYU			
Northwestern			
Maryland			
Michigan			
Illinois			
Rutgers			
Ohio State			
Penn State			

THE MARK DANTONIO SHOW

The Spartan Radio Network will produce and distribute Mark Dantonio's weekly radio show call-in show Thursdays from 7-8 p.m. The Spartan Radio Network, featuring 39 affiliates throughout the state, will broadcast the show live from Reno's East, located at 1310 Abbot Road in East Lansing. Spartan play-by-play announcer George Blaha serves as host for this live show that features insight from Coach Dantonio, special guests and phone calls. The Mark Dantonio Show can be heard locally on flagship station WJIM Radio (AM 1240) and WMMQ (FM 94.9).



SPARTAN FOOTBALL ALL-ACCESS

"Spartan Football All-Access" provides fans with a behind-the-scenes, inside look at the Michigan State football program. From the opening of preseason camp and each week throughout the regular season, the show will take viewers into team and position meeting rooms, video sessions, out to the practice field, into the classroom as well as into the post-game locker room.



"Spartan Football All-Access" debuts Mondays at 5:30 p.m. ET on FOX Sports Detroit and replays throughout the week. In addition, the weekly program is available on BTN2Go.



2016 SPARTAN FOOTBALL GAME NOTES

TRACKING TURNOVERS

Takeaways (7)	Qtr.	MSU Result
INT-Furman (A. Dowell)	4	TD
FUM-Notre Dame (Willis)	2	TD
FUM-Notre Dame (Reschke/Nicholson)	2	Punt
INT-Notre Dame (Reschke)	3	TD
FUM-Wisconsin (R. Williams/K. Williams)	1	FG
INT-Wisconsin (Hicks)	2	Half
INT-Indiana (Copeland)	2	Punt

TOTAL: 7 takeaways for 25 points (4-for-7 scoring)

Turnovers (8)	Qtr.	Opp. Result
FUM-Furman (Stewart)	3	FG
INT-Furman (O'Connor)	4	INT
INT-Notre Dame (O'Connor)	2	Punt
INT-Wisconsin (O'Connor)	2	TD
FUM-Wisconsin (Scott)	3	TD*
INT-Wisconsin (O'Connor)	3	Punt
INT-Wisconsin (O'Connor)	4	Punt
FUM-Indiana (O'Connor)	2	INT

TOTAL: 8 turnovers for 16 points (3-for-8 scoring)

MSU: -1 Turnovers, +9 Points off Turnovers

* - denotes TD occurred on same play as turnover.

SPARTAN TRENDS UNDER DANTONIO –

Here's how Michigan State has fared during head coach Mark Dantonio's tenure (2007-16: 124 games):

	2016	Overall
Games played in Spartan Stadium:	1-1	52-13
Games played on the road/neutral site:	1-1	37-22
Games played in August:	0-0	3-1
Games played in September:	2-1	28-10
Games played in October:	0-1	28-11
Games played in November:	0-0	24-7
Games played in December:	0-0	3-3
Games played in January:	0-0	3-3
When leading at halftime:	2-1	65-9
When trailing at halftime:	0-1	19-23
When tied at halftime:	0-0	5-3
When scoring first:	1-2	64-11
When opponent scores first:	1-0	25-24
When leading after first quarter:	1-1	50-7
When trailing after first quarter:	1-1	18-21
When tied after first quarter:	0-0	21-7
When leading after three quarters:	2-1	71-10
When trailing after three quarters:	0-1	15-22
When tied after three quarters:	0-0	3-3
Overtime games:	0-1	4-4
When gaining more first downs than opponent:	2-2	66-16
When gaining fewer first downs than opponent:	0-0	19-17
When gaining same number of first downs as opponent:	0-0	4-2
When gaining 200+ yards rushing:	1-0	32-3
When opponent gains 200+ yards rushing:	0-0	5-9
When outrushing opponent:	2-1	72-12
When being outrushed by opponent:	0-1	17-23
When gaining 200+ yards passing:	1-2	55-24
When opponent gains 200+ yards passing:	1-1	41-21
When gaining more total yards than opponent:	2-2	74-14
When gaining fewer total yards than opponent:	0-0	15-21
When leading in time of possession:	2-1	69-12
When trailing in time of possession:	0-1	20-22
When splitting in time of possession:	0-0	0-1

2016 SPARTAN FOOTBALL GAME NOTES



2016 OPPONENTS UPDATE –

Date vs.

MSU	Opponent	Last Game Result	Next Game
Sept. 2	Furman (0-5)	vs. Kennesaw State (L 52-42)	vs. Samford
Sept. 17	at Notre Dame (2-3)	vs. Syracuse (W 50-33)	at North Carolina State
Sept. 24	Wisconsin (4-1)	at Michigan (L 14-7)	vs. Ohio State (Oct. 15)
Oct. 1	at Indiana (3-1)	vs. Michigan State (W 24-21 OT)	at Ohio State
Oct. 8	BYU (2-3)	vs. Toledo (W 55-53)	at Michigan State
Oct. 15	Northwestern (2-3)	at Iowa (W 38-31)	at Michigan State (Oct. 15)
Oct. 22	at Maryland (4-0)	vs. Purdue (W 50-7)	at Penn State
Oct. 29	Michigan (3-0)	vs. Wisconsin (W 14-7)	at Rutgers
Nov. 5	at Illinois (1-3)	at Nebraska (L 31-16)	vs. Purdue
Nov. 12	Rutgers (2-3)	at Ohio State (L 58-0)	vs. Michigan
Nov. 19	Ohio State (4-0)	vs. Rutgers (W 58-0)	vs. Indiana
Nov. 26	at Penn State (3-2)	vs. Minnesota (W 29-26 OT)	vs. Maryland

MSU INDUCTS EIGHT INTO ATHLETICS HALL OF FAME –

• Michigan State University inducted eight members into its Athletics Hall of Fame on Thursday, Sept. 22, as part of the “Celebrate 2016” weekend. The Class of 2016 featured: Eric Allen (football/track & field), Don Behm (wrestling), Trevor Harris (soccer), Steve Juday (football/baseball), Anne Pewe Khademian (cross country/track & field), Ken Popejoy (cross country/track & field), Patti Raduenz (softball) and Mike Sadler (football).

Below are bullet point sketches on each of the football inductees:

Eric Allen | Football/Track & Field | 1969-71 | Georgetown, South Carolina (posthumous)

- 1971 All-American and Chicago Tribune Silver Football winner, breaking two NCAA records, four Big Ten records and nine MSU records
- Set NCAA single-game records with 350 yards rushing and 397 all-purpose yards vs. Purdue in 1971
- Two-time football team MVP (1970 & 1971)
- Closed career as MSU’s all-time leader in rushing attempts, rushing yards, rushing TDs and all-purpose yards

Steve Juday | Football/Baseball | 1963-66 | Northville, Michigan

- Quarterback of the 1965 National Championship and Big Ten Championship team
- 1965 All-American, Academic All-American and Big Ten Medal of Honor winner
- First Spartan quarterback to throw for more than 1,000 yards in a season
- 1990 NCAA Silver Anniversary Award recipient

Mike Sadler | Football | 2011-14 | Grand Rapids, Michigan (posthumous)

- MSU’s first-ever four-time Academic All-American (2011-14), including earning first-team honors in 2013 & 2014
- 2013 First-Team All-American and two-time First-Team All-Big Ten selection (2012 & 2013)
- Member of MSU’s 2013 Big Ten and 2014 Rose Bowl Championship team
- 2014 National Football Foundation Scholar-Athlete Class and 2015 Big Ten Medal of Honor recipient

SPARTANS IN THE NFL

Michigan State has 23 former players listed on active rosters for National Football League teams as of Oct. 2, 2016.

Le’Veon Bell, RB	Pittsburgh Steelers
Max Bullough, LB	Houston Texans
Aaron Burbridge, WR	San Francisco 49ers
Shilique Calhoun, DE	Oakland Raiders
Garrett Celek, TE	San Francisco 49ers
Jack Conklin, OT	Tennessee Titans
Connor Cook, QB	Oakland Raiders
Kirk Cousins, QB	Washington Redskins
Kellen Davis, TE	New York Jets
Darqueze Dennard, CB	Cincinnati Bengals
Bennie Fowler, WR	Denver Broncos
William Gholston, DE	Tampa Bay Buccaneers
Joel Heath, DT	Houston Texans
Brian Hoyer, QB	Chicago Bears
Jeremy Langford, RB	Chicago Bears
Tony Lippett, DB	Miami Dolphins
Keshawn Martin, WR	San Francisco 49ers
Keith Mumphery, WR	Houston Texans
Domata Peko, DT	Cincinnati Bengals
Dion Sims, TE	Miami Dolphins
Drew Stanton, QB	Arizona Cardinals
Trae Waynes, CB	Minnesota Vikings
Jerel Worthy, DT	Buffalo Bills

Practice Squad:

Jack Allen, C	New Orleans Saints
Dan France, OT	Cleveland Browns
Marcus Rush, DE	San Francisco 49ers

Injured Reserve:

Donavon Clark, OG	San Diego Chargers
Kurtis Drummond, S	Houston Texans
Lawrence Thomas, DE	New York Jets





2016 SPARTAN FOOTBALL GAME NOTES

MICHIGAN STATE DEPTH CHART (AS OF OCT. 3)

SPARTAN OFFENSE

X	18	FELTON DAVIS III (6-4, 192, So.)
	25	Darrell Stewart Jr. (6-1, 207, R-Fr.)
	87	Edward Barksdale III (6-2, 203, Sr.-5)
	21	Cam Chambers (6-2, 210, Fr.)
LT	79	KODI KIELER (6-6, 319, Sr.-5) OR
	59	DAVID BEEDLE (6-5, 314, So.)
	61	Cole Chewins (6-8, 273, R-Fr.)
LG	75	BENNY MCGOWAN (6-3, 333, Sr.-5)
	70	Tyler Higby (6-4, 302, R-Fr.)
C	65	BRIAN ALLEN (6-2, 304, Jr.)
	58	Devyn Salmon (6-1, 321, Jr.)
RG	64	BRANDON CLEMONS (6-3, 302, Sr.-6)
	71	Chase Gianacakos (6-6, 299, So.)
RT	55	MIGUEL MACHADO (6-6, 315, Sr.-5)
	72	Thiyo Lukusa (6-5, 333, Fr.)
TE	82	JOSIAH PRICE (6-4, 248, Sr.-5) OR
	11	JAMAL LYLES (6-3, 257, Sr.-5)
	81	Matt Sokol (6-5, 250, So.)
Z	88	MONTY MADARIS (6-1, 207, Sr.-5)
	9	Donnie Corley (6-2, 186, Fr.)
	13	Justin Layne (6-2, 180, Fr.)
F	12	R.J. SHELTON (5-11, 202, Sr.)
	16	Brandon Sowards (6-0, 189, So.)
	86	Matt Macksood (5-11, 194, Sr.-5)
	8	Trishton Jackson (6-3, 190, Fr.)
QB	7	TYLER O'CONNOR (6-3, 228, Sr.-5)
	6	Damion Terry (6-3, 232, Jr.)
	14	Brian Lewerke (6-3, 202, R-Fr.)
	10	Messiah deWeaver (6-4, 215, Fr.)
FB	45	PRESCOTT LINE (6-0, 253, Gr.-5) OR
	22	DELTON WILLIAMS (6-2, 228, Sr.)
	40	Collin Lucas (6-0, 235, So.)
TB	3	LJ SCOTT (6-1, 230, So.) OR
	24	GERALD HOLMES (6-0, 222, Jr.) OR
	28	MADRE LONDON (6-1, 206, So.)
	32	Nick Tompkins (5-9, 178, Sr.-5)

SPARTAN DEFENSE

DE	98	DEMETRIUS COOPER (6-5, 253, Jr.)
	89	Gabe Sherrod (6-3, 250, Gr.-5)
	12	Josh King (6-6, 267, Fr.)
DT	92	KEVIN WILLIAMS (6-2, 281, Gr.-6)
	99	Raequan Williams (6-4, 295, R-Fr.)
	96	Mike Panasiuk (6-3, 309, Fr.)
	51	Kyonta Stallworth (6-3, 280, R-Fr.)
NT	4	MALIK MCDOWELL (6-6, 276, Jr.)*
	99	Raequan Williams (6-4, 295, R-Fr.)
	41	Gerald Owens (6-2, 299, So.)
DE	85	EVAN JONES (6-5, 251, Sr.-5)
	91	Robert Bowers (6-4, 244, So.)
	94	Auston Robertson (6-4, 275, Fr.)
STAR	5	ANDREW DOWELL (6-1, 218, So.)
	31	T.J. Harrell (6-0, 203, So.)
	26	Brandon Randle (6-2, 217, Fr.)
MIKE	49	SHANE JONES (6-1, 221, Jr.)
	30	Riley Bullough (6-2, 227, Sr.-5)
	38	Byron Bullough (6-1, 228, So.)
	35	Joe Bachie (6-2, 232, Fr.)
SAM	23	CHRIS FREY (6-2, 227, Jr.)
	43	Ed Davis (6-2, 237, Sr.-6)
	17	Tyriq Thompson (6-1, 230, R-Fr.)
FC	2	DARIAN HICKS (5-11, 184, Sr.)
	15	Tyson Smith (5-11, 170, So.)
	36	Kaleel Gaines (6-0, 190, R-Fr.)
FS	7	DEMETRIUS COX (6-1, 197, Sr.-5)
	44	Grayson Miller (6-3, 208, So.)
	10	Matt Morrissey (6-2, 201, So.)
	20	Jalen Watts-Jackson (5-11, 186, So.)
BS	9	MONTAE NICHOLSON (6-2, 219, Jr.)
	27	Khari Willis (5-11, 211, So.)
	14	Kenney Lyke (6-2, 187, Fr.)
BC	13	VAYANTE COPELAND (5-11, 190, So.)
	19	Josh Butler (5-11, 180, R-Fr.) OR
	28	David Dowell (6-0, 195, R-Fr.)
	34	Drake Martinez (6-2, 208, Jr.)

* suspended for first half vs. BYU (targeting vs. Indiana)

SPARTAN SPECIAL TEAMS

KO	99	KEVIN CRONIN (6-2, 220, Sr.-5)
	97	Brett Scanlon (5-11, 210, R-Jr.)
	4	Michael Geiger (5-9, 185, Sr.)
PK	4	MICHAEL GEIGER (5-9, 185, Sr.)
	99	Kevin Cronin (6-2, 220, Sr.-5)
	97	Brett Scanlon (5-11, 210, R-Jr.)
P	25	JAKE HARTBARGER (6-4, 206, So.)
	97	Brett Scanlon (5-11, 210, R-Jr.)
SN	57	COLLIN CAFLISCH (6-4, 288, R-Fr.)
	47	Ryan Armour (6-0, 214, Fr.)
HLD	86	MATT MACKSOOD (5-11, 194, Jr.)
	14	Brian Lewerke (6-3, 202, R-Fr.)
KR	12	R.J. SHELTON (5-11, 202, Sr.)
	25	Darrell Stewart Jr. (6-1, 207, R-Fr.)
	9	Montae Nicholson (6-2, 219, Jr.)
PR	16	BRANDON SOWARDS (6-0, 189, So.) OR
	12	R.J. SHELTON (5-11, 202, Sr.)
	25	Darrell Stewart Jr. (6-1, 207, R-Fr.)

PRONUNCIATION GUIDE

#38 Byron Bullough: BULL-uh
 #30 Riley Bullough: BULL-uh
 #13 Vayante Copeland: VEE-on-tay
 #6 Kaleel Gaines: kuh-LEAL (rhymes with wheel)
 #4 Michael Geiger: guy-GURR
 #71 Chase Gianacakos: YAHN-uh-cock-OSE

#83 Mufi Hill-Hunt: MOO-fee
 #79 Kodi Kieler: CODY key-LURR
 #42 Zac Leimbach: LIME-bock
 #14 Brian Lewerke: luh-WUHR-key
 #28 Madre London: MAH-dray
 #72 Thiyo Lukusa: THEO luh-COO-suh
 #55 Miguel Machado: muh-CHA-doe

#88 Monty Madaris: muh-DARE-iss
 #4 Malik McDowell: muh-LEEK
 #96 Mike Panasiuk: pah-na-shuke (rhymes with luke)
 #33 Jon Reschke: resh-KEY
 #89 Gabe Sherrod: sure-rard
 #81 Matt Sokol: SO-kull

#16 Brandon Sowards: SOW-irds (rhymes with wow)
 #51 Kyonta Stallworth: KEY-on-tay
 #17 Tyriq Thompson: ty-REEK
 #48 Kenny Willekes: WILL-uh-KISS
 #99 Raequan Williams: RAY-kwon
 #27 Khari Willis: car-E



STARTING LINEUPS/CAREER STARTS

Career Starts by Position

				FB 45-Line (27)*		TB 24-Holmes (7) 28-London (6) 3-Scott (5)					
					QB 7-O'Connor (5)						
Z/F 12-Shelton (15)	TE 82-Price (18) 11-Lyles (8)	RT 55-Machado (3) 73-Finley (1)	RG 64-Clemons (5)	C 65-B. Allen (17)	LG 75-McGowan (9)	LT 79-Kieler (23) 59-Beedle (3)		X 88-Madaris (4) 18-Davis III (1)			
FC 2-D. Hicks (20) 15-T. Smith (3)		DE 85-E. Jones (4)	DT 92-K. Williams (8)*	NT 4-McDowell (19)	DE 98-Cooper (5)			BC 13-Copeland (4)			
			SAM 23-Frey (4)	MIKE 30-R. Bullough (16) 49-S. Jones (3)	STAR 33-Reschke (16) 5-A. Dowell (2)						
		FS 7-Cox (19) 44-Miller (4)			SS 9-Nicholson (17) 27-Willis (3)						

* Includes starts at previous school.
 + Double tight end set.
 \$ Three receiver set.
 O-Line starts:
 B. Allen: 17 (14 at LG, 3 at C)
 B. McGowan: 9 (5 at LG, 4 at RG)
 K. Kieler 23 (19 at RT, 3 at C, 1 at LT)

2016 OFFENSIVE GAME-BY-GAME STARTERS

Game	X	LT	LG	C	RG	RT	TE	Z	QB	FB	TB
Furman	Davis III	Beedle	B. Allen	Kieler	Clemons	Machado	Madaris*	Shelton	O'Connor	Line	Scott
at Notre Dame	Madaris	Beedle	B. Allen	Kieler	Clemons	Machado	Price	Shelton	O'Connor	Lyles+	Scott
Wisconsin	Madaris	Beedle	B. Allen	Kieler	Clemons	Machado	Price	Shelton	O'Connor	Line	Scott
at Indiana	Madaris	Beedle	McGowan	B. Allen	Clemons	Kieler	Price	Shelton	O'Connor	Lyles+	Scott
BYU											
Northwestern											
at Maryland											
Michigan											
at Illinois											
Rutgers											
Ohio State											
at Penn State											

* lined up in three receiver set; + line d up in double tight end set

2016 DEFENSIVE GAME-BY-GAME STARTERS

Game	DE	DT	NT	DE	STAR	MIKE	SAM	FC	FS	SS	BC
Furman	E. Jones	K. Williams	McDowell	Cooper	A. Dowell	R. Bullough	Frey	Hicks	Cox	Nicholson	T. Smith
at Notre Dame	E. Jones	K. Williams	McDowell	Cooper	Reschke	R. Bullough	Frey	Hicks	Cox	Nicholson	T. Smith
Wisconsin	E. Jones	K. Williams	McDowell	Cooper	Reschke	S. Jones	Frey	Hicks	Cox	Nicholson	Copeland
at Indiana	E. Jones	K. Williams	McDowell	Cooper	A. Dowell	S. Jones	Frey	Hicks	Cox	Nicholson	Copeland
BYU											
Northwestern											
at Maryland											
Michigan											
at Illinois											
Rutgers											
Ohio State											
at Penn State											



THE LAST TIME...

OFFENSE

100-YARD RUSHING GAME
Spartans: Gerald Holmes, 100 yards vs. Notre Dame, Sept. 17, 2016 (MSU 36-28)
Opponent: Devine Redding, Indiana, 100 yards, Oct. 1, 2016 (IU 24-21)

150-YARD RUSHING GAME
Spartans: Jeremy Langford, 162 yards vs. Baylor, Jan. 1, 2015 (MSU 42-41)
Opponent: Markell Jones, Purdue, 157 yards, Oct. 3, 2015 (MSU 24-21)

200-YARD RUSHING GAME
Spartans: LeVeon Bell, 253 yards vs. Eastern Michigan, Sept. 22, 2012 (MSU 23-7)
Opponent: Taylor Martinez, Nebraska, 205 yards, Nov. 3, 2012 (NEB 28-24)

150 RUSHING YARDS AT HALFTIME
Spartans: Javon Ringer, 160 yards vs. Indiana, Oct. 13, 2007 (MSU 52-27)
Opponent: Taylor Martinez, 156 yards, Nov. 3, 2012 (NEB 28-24)

30 OR MORE CARRIES
Spartans: Jeremy Langford, 35 vs. Michigan, Oct. 25, 2014 (MSU 35-11)
Opponent: Rex Burkhead, Nebraska, 35, Oct. 29, 2011 (NEB 24-3)

40 OR MORE CARRIES
Spartans: LeVeon Bell, 44 vs. Boise State, Aug. 31, 2012 (MSU 17-13)

TWO PLAYERS WITH 100-YARD RUSHING GAMES
Spartans: Nick Hill (178 yards) and Jeremy Langford (109 yards), vs. Indiana, Oct. 18, 2014 (MSU 56-17)
Opponent: Braxton Miller (142 yards) and Carlos Hyde (118), Ohio State, Dec. 7, 2013 (MSU 34-24)

300-YARD PASSING GAME
Spartans: Connor Cook, 335 yards (23-for-37) vs. Nebraska, Nov. 7, 2015 (NEB 39-38)
Opponent: DeShone Kizer, Notre Dame, 344 yards (20-for-37), Sept. 17, 2016 (MSU 36-28)

400-YARD PASSING GAME
Spartans: Bill Burke, 400 yards vs. Michigan (21-for-36), Oct. 9, 1999 (MSU 34-31)
* School record
Opponent: Bryce Petty, Baylor, 550 yards (36-for-51), Jan. 1, 2015 (MSU 42-41)

500-YARD PASSING GAME
Spartans: Not accomplished.
Opponent: Bryce Petty, Baylor, 550 yards (36-for-51), Jan. 1, 2015 (MSU 42-41)

TWO PLAYERS WITH 100-YARD RECEIVING GAMES
Spartans: B.J. Cunningham, 115 yards (5 catches) and Keshawn Martin, 115 yards (9 catches) vs. Wisconsin, Dec. 3, 2011 (WIS 42-39)
Opponent: Corey Davis, 154 yards (10 catches) and Daniel Braverman, 109 yards (13 catches), Western Michigan, Sept. 4, 2015 (MSU 37-24)

150-YARD RECEIVING GAME
Spartans: Aaron Burbridge, 164 yards (10 catches) vs. Nebraska, Nov. 7, 2015 (NEB 39-38)
Opponent: Corey Davis, 154 yards (10 catches), Western Michigan, Sept. 4, 2015 (MSU 37-24)

200-YARD RECEIVING GAME
Spartans: Mark Dell, 202 yards (9 catches) vs. California, Aug. 30, 2008 (CAL 38-31)
Opponent: Tavarres King, Georgia, 205 yards (6 catches), Jan. 2, 2012 (MSU 33-30)

10 STRAIGHT COMPLETIONS TO START GAME
Spartans: Brian Hoyer, 10 vs. UAB, Sept. 1, 2007 (MSU 55-18)
Opponent: Jimmy Clausen, Notre Dame, 10, Sept. 19, 2009 (ND 33-30)

10 STRAIGHT COMPLETIONS
Spartans: Connor Cook, 11 vs. Illinois, Oct. 26, 2013 (MSU 42-3)

30 PASS COMPLETIONS
Spartans: Kirk Cousins, 34 vs. Notre Dame (53 attempts), Sept. 17, 2011 (ND 31-13)
Opponent: Zach Terrell, 33, Western Michigan (51 attempts), Sept. 4, 2015 (MSU 37-24)

SCORED FOUR RUSHING TDS
Spartans: Edwin Baker, four vs. Minnesota (runs of 30, 1, 1 and 1 yard), Nov. 6, 2010 (MSU 31-8)
Opponent: Larry Johnson, Penn State, four (runs of 11, 78, 11, 38 yards), Nov. 23, 2002 (PSU 61-7)

SCORED FOUR RUSHING TDS IN FIRST HALF
Spartans: *Jehuu Caulcrick, four vs. UAB (runs of 5, 1, 4 and 5 yards), Sept. 1, 2007 (MSU 55-18)
* Tied school record with Blake Ezor (1989 vs. Northwestern)

SCORED FOUR TDS
Spartans: Jeremy Langford, four vs. Indiana (3 rush, 1 receiving), Oct. 12, 2013 (MSU 42-28)
Opponent: Montee Ball, Wisconsin, four (3 rush, 1 receiving), Dec. 3, 2011 (WIS 42-39)

SCORED FIVE TDS
Spartans: Javon Ringer, five vs. Eastern Michigan (5 rush), Sept. 6, 2008 (MSU 42-10)
Opponent: Lee Evans, Wisconsin, five (catches of 9, 75, 18, 70, 18 yards), Nov. 15, 2003 (WIS 56-21)

THREW FOUR TD PASSES
Spartans: Connor Cook, four vs. Nebraska, Nov. 7, 2015 (NEB 39-38)
Opponent: Dayne Crist, Notre Dame, four, Sept. 18, 2010 (MSU 34-31 OT)

THREW FIVE TD PASSES
Spartans: *Drew Stanton, five vs. Illinois, Sept. 24, 2005 (MSU 61-14)
* School record
Opponent: Adam Weber, Minnesota, five, Oct. 31, 2009 (MINN 42-34)

THREE TD RECEPTIONS
Spartans: Aaron Burbridge, three vs. Air Force (28, 32, 21 yards from Connor Cook), Sept. 19, 2015 (MSU 35-21)
Opponent: Leonte Carroo, Rutgers, three (catches of 5, 39, 28), Oct. 10, 2015 (MSU 31-24)

80-YARD OR LONGER TD RECEPTION
Spartans: Tyler O'Connor to R.J. Shelton, 86 yards vs. Indiana, Oct. 1, 2016 (IU 24-21)
Opponent: C.J. Beathard to Tavaun Smith, Iowa, 85 yards, Dec. 5, 2015 (MSU 16-13)

80-YARD OR LONGER TD RUN
Spartans: Delton Williams, 80 yards vs. Eastern Michigan, Sept. 20, 2014 (MSU 73-14)
Opponent: Keith Carlos, Purdue, 80 yards, Nov. 20, 2010 (MSU 35-31)

BACK-TO-BACK 200-YARD RUSHING GAMES
Spartans: *Javon Ringer, 2008 (Florida Atlantic and Notre Dame)
* First time accomplished in school history

10 STRAIGHT 100-YARD RUSHING GAMES*
Spartans: Jeremy Langford, 2014 (Sept. 27 Wyoming - Jan. 1 Baylor) *
* School record

300 ALL-PURPOSE YARDS
Spartans: Javon Ringer, 308 yards vs. Florida Atlantic, Sept. 13, 2008 (MSU 17-0)
Opponent: Chad Owens, Hawaii, 301 yards, Dec. 4, 2004 (UH 41-38)

DID NOT SCORE A TOUCHDOWN
Spartans: vs. Wisconsin, Sept. 24, 2016 (UW 30-6)
Opponent: Rutgers, Nov. 22, 2014 (MSU 45-3)

DID NOT SCORE AN OFFENSIVE TOUCHDOWN
Spartans: vs. Wisconsin, Sept. 24, 2016 (UW 30-6)
Opponent: Rutgers, Nov. 22, 2014 (MSU 45-3)

SPECIAL TEAMS
KICKOFF RETURN FOR TOUCHDOWN
Spartans: R.J. Shelton, 90 yards vs. Penn State, Nov. 29, 2014 (MSU 34-10)
Opponent: Darius Phillips, Western Michigan, 100 yards, Sept. 4, 2015 (MSU 37-24)

PUNT RETURN FOR TOUCHDOWN
Spartans: Keshawn Martin, 57 yards vs. Northwestern, Nov. 26, 2011 (MSU 31-17)
Opponent: Cyrus Jones, Alabama, 57 yards, Dec. 31, 2015 (ALA 38-0)

BLOCKED PUNT RETURN FOR TOUCHDOWN
Spartans: Bennie Fowler, 0 yards (recovered in end zone; blocked by Kyle Elsworth, 36-yard return) vs. Wisconsin, Oct. 22, 2011 (MSU 37-31)
Opponent: Matt Hahn, Penn State, 0 yards (blocked by Donnie Johnson), Nov. 19, 2005 (PSU 31-22)

BLOCKED PUNT
Spartans: Matt Macksood vs. Notre Dame, Sept. 21, 2013 (UND 17-13)
Opponent: Ohio State blocked Mike Sadler's punt, Dec. 7, 2013 (MSU 24-24)

BLOCKED FIELD GOAL
Spartans: Shilique Calhoun vs. Central Michigan, blocked Brian Eavey's 43-yard attempt, Sept. 26, 2015 (MSU 30-10)
Opponent: Patrick Dougherty, Indiana, blocked Michael Geiger's 40-yard attempt, Oct. 1, 2016 (IU 24-21)

BLOCKED TWO FIELD GOALS
Spartans: Percy Snow vs. Minnesota, Nov. 11, 1989 (MSU 21-7)

DEFENSIVE EXTRA POINT SCORED
Spartans: Ashton Watson, returns blocked PAT, vs. Indiana, Oct. 29, 2005 (MSU 46-15)

SUCCESSFUL 2-POINT CONVERSION
Spartans: Matt Macksood pass to Josiah Price, vs. Notre Dame, Sept. 17, 2016 (MSU 36-28)

INTERCEPTION RETURN FOR TOUCHDOWN
Spartans: Riley Bullough, 44 yards vs. Maryland, Nov. 14, 2015 (MSU 24-7)
Opponent: Kevin Anderson, Stanford, 40 yards, Jan. 1, 2014 (MSU 24-20)

FUMBLE RETURN FOR TOUCHDOWN
Spartans: Demetrius Cox, 77 yards vs. Penn State, Nov. 28, 2015 (MSU 55-16)
Opponent: Leo Musso, Wisconsin, 66 yards, Sept. 24, 2016 (UW 30-6)

70-YARD PUNT
Spartans: Mike Sadler, 70 yards vs. Ohio State, Sept. 29, 2012 (OSU 17-16)
Opponent: Tyler Newsome, Notre Dame, 71 yards, Sept. 17, 2016

50-YARD FIELD GOAL
Spartans: Dan Conroy, 50 yards vs. Ohio State, Sept. 29, 2012 (OSU 17-16)

KICKED FOUR FIELD GOALS
Spartans: Michael Geiger, four vs. Iowa (27, 35, 49, 40 yards), Oct. 5, 2013 (MSU 26-14)
Opponent: Mike Nugent, Ohio State, four (44, 24, 42, 18 yards), Nov. 8, 2003 (OSU 33-23)

MISSED EXTRA POINT
Spartans: Michael Geiger vs. Penn State, Nov. 28, 2015 (MSU 55-16)
Opponent: Andrew Endicott, Wisconsin, Sept. 24, 2016 (UW 30-6)

SUCCESSFUL ONSIDE KICK
Spartans: Kevin Cronin vs. Baylor, Jan. 1, 2015 (MSU 42-41)
Opponent: Mitch Ewald, Indiana, Oct. 6, 2012 (MSU 31-27)

DEFENSE
HELD TO 25 OR FEWER YARDS RUSHING
Spartans: 48 yards vs. Alabama (28 attempts), Jan. 1, 2011 (ALA 49-7)
Opponent: 18 yards by Western Michigan (23 carries), Sept. 4, 2015 (MSU 37-24)

HELD TO 50 OR FEWER YARDS RUSHING
Spartans: 29 yards vs. Alabama (26 attempts), Dec. 31, 2015 (ALA 38-0)
Opponent: 18 yards by Western Michigan (23 carries), Sept. 4, 2015 (MSU 37-24)

HELD TO 100 OR FEWER FIRST DOWNS
Spartans: 9 vs. Ohio State, Oct. 20, 2007 (OSU 24-17)
Opponent: 5 by Ohio State, Nov. 21, 2015 (MSU 17-14)

HELD TO 100 OR FEWER YARDS PASSING
Spartans: 94 yards vs. South Florida (12-24), Sept. 7, 2013 (MSU 21-6)
Opponent: 46 yards by Ohio State (9-16), Nov. 21, 2015 (MSU 17-14)

HELD TO 100 OR FEWER YARDS PASSING BACK-TO-BACK GAMES
Opponent: 85 yards by Pittsburgh (20-9-2), Sept. 15, 2007 (MSU 17-13); 86 yards by Notre Dame (20-11-0), Sept. 22, 2007 (MSU 31-14)

SHUTOUT RECORDED
Spartans: vs. Purdue (14-0), Oct. 19, 2013
Opponent: by Alabama (38-0), Dec. 31, 2015

SHUTOUT RECORDED IN SPARTAN STADIUM
Spartans: vs. Purdue (14-0), Oct. 19, 2013
Opponent: by Michigan (31-0), Oct. 12, 1985

SAFETY RECORDED
Spartans: William Gholston, vs. Northwestern, Nov. 17, 2012 (NU 23-20)
Opponent: Team safety, Indiana, Sept. 27, 2008 (MSU 42-29)

PLAYER HAD THREE SACKS
Spartans: Riley Bullough, three vs. Western Michigan, Sept. 4, 2015 (MSU 37-24)
Opponent: Brandon Graham, Michigan, three, Oct. 25, 2008 (MSU 35-21)

SCORED TWO DEFENSIVE TOUCHDOWNS
Spartans: Two vs. Penn State (Demetrius Cox 77-yard fumble return; Malik McDowell 13-yard interception return), Nov. 28, 2015 (MSU 55-16)
Opponent: Two by Ohio State (Thaddeus Gibson fumble return; Jermale Hines fumble return), Oct. 18, 2008 (OSU 45-7)

SCORED TWO DEFENSIVE TOUCHDOWNS - SAME PLAYER
Spartans: Two vs. South Florida (Shilique Calhoun 4-yard fumble return; Calhoun 56-yard interception return), Sept. 7, 2013 (MSU 21-6) * school record

FOUR INTERCEPTIONS
Spartans: Four vs. Central Michigan (Robinson, Lewis, Bullough, Drummond), Sept. 24, 2011 (MSU 45-7)
Opponent: Four by Boston College, Dec. 28, 2007 (BC 24-21)

TEAM/MISCELLANEOUS
BIGGEST COMEBACK
Spartans: *35 points (down 38-3) vs. Northwestern on Oct. 21, 2006, with 38 straight points to win, 41-38.
* NCAA FBS Record

BIGGEST COMEBACK IN DANTONIO ERA
Spartans: 20 points (down 41-21 in third quarter vs. Baylor in 2015 Cotton Bowl Classic; MSU rallied to win 42-41).

SCORED 40 POINTS IN FIRST HALF
Spartans: 42 points (led 42-7 at half), beat Wyoming 56-14 on Sept. 27, 2014

SCORED 45 POINTS IN FIRST HALF
Spartans: *49 points (led 49-0 at half), beat Eastern Michigan 73-14 on Sept. 20, 2014
* Post-WWIII Record.

600 YARDS TOTAL OFFENSE
Spartans: 662 vs. Indiana, Oct. 18, 2014 (MSU 56-17)
Opponent: 611 yards by Northwestern, Sept. 29, 2007 (NU 48-41, OT)

500 YARDS TOTAL OFFENSE
Spartans: 501 vs. Notre Dame, Sept. 17, 2016 (MSU 36-28)
Opponent: 583, Baylor, Jan. 1, 2015 (MSU 42-41)

300 YARDS RUSHING
Spartans: 330 vs. Indiana, Oct. 18, 2014 (MSU 56-17)
Opponent: 313, Nebraska, Nov. 3, 2012 (NEB 28-24)

300 YARDS RUSHING - BACK-TO-BACK GAMES
Spartans: 336 vs. Eastern Michigan, Sept. 20, 2014 (MSU 73-14); 348 vs. Wyoming, Sept. 27, 2014 (MSU 56-14)

400 YARDS TOTAL OFFENSE IN FIRST HALF
Spartans: 438 vs. UAB, Sept. 1, 2007 (MSU 55-18)

300 YARDS TOTAL OFFENSE IN FIRST HALF
Spartans: 334, vs. Rutgers, Nov. 22, 2014 (MSU 45-3)

WON GAME ON FINAL PLAY - REGULATION
Spartans: Michael Geiger, 41-yard field goal as time expired vs. Ohio State, Nov. 21, 2015 (MSU 17-14)
Opponent: Marvin McNutt, Iowa, caught 7-yard pass from Ricky Stanzani on fourth-and-goal as time expired, Oct. 24, 2009 (IOWA 15-13)



2016 SPARTAN FOOTBALL GAME NOTES

GAME 1 • NO. 12/11 MICHIGAN STATE 28, FURMAN 13

Game 1 | Michigan State 28, Furman 13

Sept. 2, 2016 • East Lansing, Mich.

Spartan Stadium • Att: 74,516

SCORE BY QUARTERS	1	2	3	4	F
Furman (0-1)	0	3	3	7	- 13
Michigan State (1-0)	7	7	7	7	- 28

Play-by-play, post-game quotes and notes available at msuspartans.com.

EAST LANSING, Mich. (AP) - Tyler O'Connor threw for 190 yards and three touchdowns, as No. 12 Michigan State opened the season with a win over Furman 28-13 on Sept. 2, 2016.

O'Connor went 13-of-18, an efficient performance in his second career start. The fifth-year senior is taking over as Michigan State's No. 1 quarterback after spending the past three seasons backing up Connor Cook. LJ Scott added 105 yards and a touchdown on the ground.

Down 21-13, Furman took over at the Michigan State 44 with 11:49 remaining after O'Connor's pass was intercepted. But P.J. Blazejowski's pass was picked off on the very next play - linebacker Andrew Dowell made a diving, one-handed grab to give the Spartans the ball back.

O'Connor threw a 12-yard touchdown pass to Jamal Lyles with 4:55 remaining to make it 28-13.

The Spartans have won 18 home openers in a row.

Michigan State had 10 penalties for 120 yards, which was part of the reason the Spartans had trouble putting the game away earlier.

It was MSU's first-ever meeting with Furman.

With the victory over Furman, MSU improved to 81-36-3 all-time in season openers, including a 16-2 record in its last 18 games. The Spartans have won their last eight season openers.

Michigan State improved to 99-21 all-time in home openers, including an 18-game winning streak that began in 1999 with a win over Oregon. The 18-game home-opening winning streak is the third-longest active streak in the nation. Mark Dantonio is 10-0 in home openers at MSU.

Dantonio has compiled an 11-2 record in 13 season-opening games as a head coach. Dantonio is 9-1 in season-opening games at MSU.

SCORING SUMMARY

FIRST QUARTER

MSU (7-0) Scott 1 yd run (Geiger kick), 11:19 left
Drive: 7 plays, 76 yards, 3:41

SECOND QUARTER

MSU (14-0) Davis 13-yard pass from O'Connor (Geiger kick), 3:19 left
Drive: 8 plays, 57 yards, 3:28
FUR (3-14) Hollingsworth 20-yard field goal, 0:15 left
Drive: 13 plays, 72 yards, 3:04

THIRD QUARTER

FUR (6-14) Hollingsworth 23-yard field goal, 7:34 left
Drive: 9 plays, 29 yards, 3:54
MSU (21-6) Price 21-yard pass from O'Connor (Geiger kick), 4:26 left
Drive: 5 plays, 58 yards, 3:02

FOURTH QUARTER

FUR (13-21) Wilcox 6-yard run (Hollingsworth kick), 13:37
Drive: 11 plays, 73 yards, 5:42
MSU (28-13) Lyles 12-yard pass from O'Connor (Geiger kick), 4:55
Drive: 12 plays, 60 yards, 6:49

TEAM STATISTICS

	MSU	FUR
First Downs	19	18
Rushes-Yards	40-171	33-87
Passing Yards	190	139
Passes	13-18-1	16-31-1
Total Offense	58-361	64-226
Punts-Avg.	3-44.7	5-37.8
Fumbles-Lost	1-1	2-0
Penalties-Yards	10-120	4-34
Possession Time	30:29	29:31

INDIVIDUAL STATISTICS

RUSHING (CARRIES-YARDS)

MSU: Scott 20-105, Shelton 1-32, London 5-14, Madaris 1-12, O'Connor 6-11, Line 1-3, Corley 1-1, Stewart 1-1, Team 4-(-8); FUR: Morehead 20-83, Hayes 4-16, Wilcox 3-10, Gibson 1-0, Team 1-(-8), Blazejowski 4-(-14).

PASSING (C-A-I-YARDS-TD)

MSU: O'Connor 13-18-1-190-3; FUR: Blazejowski 15-30-1-123-0, Fletcher 1-1-0-16-0.

RECEIVING (RECEPTIONS-YARDS)

MSU: Madaris 5-85, Davis 3-40, Corley 2-17, Price 1-21, London 1-15, Lyles 1-2; FUR: Suttles 4-32, Fletcher 4-17, McCarter 3-31, Tuten 2-30, Morehead 2-25, Hayes 1-4.

TACKLES-TOP FIVE (TOTAL-SOLO-ASSISTS)

MSU: Frey 9 (1-8), A. Dowell 8 (4-4), R. Bullough 8 (4-4), Cox 7 (2-5), Two with 6; FUR: Robinson 13 (9-4), Johnson 9 (2-7), Rider 8 (4-4), Annoor 6 (2-4), Three with 4.



Sophomore LB Andrew Dowell snared his first career interception to go with a career-high eight tackles in MSU's 28-13 season-opening win over Furman. Dowell's interception was the No. 1 play on ESPN's SportsCenter Top 10 for Friday, Sept. 2.

2016 SPARTAN FOOTBALL GAME NOTES



GAME 2 • NO. 12/8 MICHIGAN STATE 36, NO. 18/18 NOTRE DAME 28

Game 2 | Michigan State 36, Notre Dame 28
 Sept. 17, 2016 • Notre Dame, Ind.
 Notre Dame Stadium • Att: 80,795

Play-by-play, post-game quotes and notes available at msuspartans.com.

NOTRE DAME, Ind. (AP) - Twelfth-ranked Michigan State didn't panic when No. 18 Notre Dame scored three straight touchdowns to cut a 29-point lead to 36-28 with just over six minutes left.

The Irish didn't get any closer after Kizer was sacked for a 5-yard loss by Raequan Williams on third-and-2 and Notre Dame punted with 3:37 left in the game and the Spartans (2-0) ran out the clock.

Notre Dame coach Brian Kelly said the Irish would have had a chance if not for missed tackles, a problem that's plagued them in both losses this season.

Tyler O'Connor, a fifth-year senior making his third career start, was 19 of 26 passing for 241 yards, two touchdowns and one interception on a deflected pass. He said beating the Irish, the team he grew up cheering for was a "dream come true."

Gerald Holmes ran for 100 yards and two touchdowns, including a 73-yard score, saying he was inspired by the death of his grandmother.

POST-GAME NOTES:

- Michigan State defeated Notre Dame for the first time since 2010 to reclaim the Megaphone Trophy . . . it also marked MSU's first victory at Notre Dame since 2007 . . . Michigan State ranks second among opponents in all-time victories (29) over Notre Dame; only USC (36) has posted more wins over the Irish than the Spartans . . . it marked MSU's 14th win overall at Notre Dame (14-29 record) . . . MSU head coach Mark Dantonio is 4-4 in his Spartan tenure against Notre Dame (2-3 at Notre Dame Stadium).

- After giving up a first-quarter touchdown, Michigan State scored 36 consecutive points in the second and third quarters to take a 36-7 lead with 3:45 left in the third.

- The Spartans controlled the line of scrimmage with a 37:57-22:03 advantage in the time of possession. MSU also ran 78 offensive plays, compared to 62 for Notre Dame.

- MSU collected 501 yards of total offense, the most against Notre Dame under Dantonio. In addition, the Spartans had 260 yards rushing, their best effort since racking up a season-high 267 rushing yards against Purdue on Oct. 3, 2015.



Junior RB Gerald Holmes recorded his second career 100-yard rushing game with 100 yards on just 13 carries, including a 73-yard scoring scamper in the third quarter, which was not only a career-long rush, surpassing a 43-yard run vs. Nebraska (11/7/15), but also marked MSU's longest rushing TD since Nick Hill's 76-yarder at Indiana in 2014. Holmes also scored on a 3-yard run earlier in the third quarter.

SCORE BY QUARTERS	1	2	3	4	F
Michigan State (2-0)	0	15	21	0	- 36
Notre Dame (1-2)	7	0	7	14	- 28

SCORING SUMMARY

FIRST QUARTER

ND (7-0) Kizer 14-yard run (Yoon kick), 3:07 left
 Drive: 9 plays, 91 yards, 4:24

SECOND QUARTER

MSU (8-7) Corley 38-yard pass from O'Connor (Price from Macksood), 9:30 left
 Drive: 1 play, 38 yards, 0:08

MSU (15-7) Shelton 10-yard pass from O'Connor (Geiger kick), 0:23 left

THIRD QUARTER

MSU (22-7) Holmes 3-yard run (Geiger kick), 7:48 left
 Drive: 10 plays, 75 yards, 4:53

MSU (29-7) Scott 9-yard run (Geiger kick), 6:28 left
 Drive: 3 plays, 39 yards, 0:47

MSU (36-7) Holmes 73-yard run (Geiger kick), 3:45 left
 Drive: 2 plays, 78 yards, 0:41

ND (14-36) St. Brown 15-yard pass from Kizer (Yoon kick), 2:40 left
 Drive: 4 plays, 65 yards, 1:05

FOURTH QUARTER

ND (21-36) Kizer 3-yard run (Yoon kick), 11:45 left
 Drive: 9 plays, 80 yards, 2:23

ND (28-36) Smythe 12-yard pass from Kizer (Yoon kick), 6:02 left
 Drive: 8 plays, 69 yards, 1:45

TEAM STATISTICS

	MSU	ND
First Downs	22	19
Rushes-Yards	52-260	25-57
Passing Yards	241	344
Passes	19-26-1	20-37-1
Total Offense	78-501	62-401
Punts-Avg.	7-38.0	6-50.3
Fumbles-Lost	0-0	2-2
Penalties-Yards	3-45	4-51
Possession Time	37:57	22:03

INDIVIDUAL STATISTICS

RUSHING (CARRIES-YARDS)

MSU: Holmes 13-100, Scott 22-98, O'Connor 10-43, Shelton 3-16, Line 1-3, Terry 2-2, Team 1-(-2) ; ND: Adams 12-29, Folston 4-14, Kizer 9-14.

PASSING (C-A-I-YARDS-TD)

MSU: O'Connor 19-26-1-241-2; ND: Kizer 20-37-1-344-2.

RECEIVING (RECEPTIONS-YARDS)

MSU: Shelton 8-80, Corley 4-88, Madaris 2-40, Price 2-24, Line 2-6, Scott 1-3; ND: Hunter 5-95, St. Brown 4-83, Adams 4-17, Sanders 2-53, Stepherson 2-42, Claypool 1-33, Smythe 1-12, Holmes 1-9.

TACKLES-TOP FIVE (TOTAL-SOLO-ASSISTS)

MSU: Reschke 8 (6-2), A. Dowell 4 (3-1), Bullough 4 (2-2), McDowell 4 (2-2), Three with 3; ND: Morgan 10 (8-2), Coney 9 (5-4), Martini 7 (6-1), Tranquill 6 (5-1), Four with 5.



2016 SPARTAN FOOTBALL GAME NOTES

GAME 3 • NO. 11/10 WISCONSIN 30, NO. 8/8 MICHIGAN STATE 6

Game 3 | Wisconsin 30, Michigan State 6
Sept. 24, 2016 • East Lansing, Mich.
Spartan Stadium • Att: 75,505

SCORE BY QUARTERS	1	2	3	4	F
Wisconsin (4-0, 1-0 B1G)	7	6	17	0	- 30
Michigan State (2-1, 0-1 B1G)	3	3	0	0	- 6

Play-by-play, post-game quotes and notes available at msuspartans.com.

EAST LANSING, Mich. (AP) - By the time Alex Hornibrook's first start was over, there wasn't much question about whether he could handle one of the toughest road tests in the Big Ten.

Hornibrook threw for 195 yards and a touchdown, and 11th-ranked Wisconsin defeated the Spartans 30-6 on Sept. 24.

The Badgers (4-0, 1-0 Big Ten) were the better team in the first half and then out-scored the Spartans 17-0 in the third quarter.

O'Connor finished 18 of 38 for 224 yards.

Clement ran for two touchdowns for Wisconsin, which went with Hornibrook at quarterback after Bart Houston started the first three games. Hornibrook wasn't spectacular, but he kept his cool.

POST-GAME NOTES:

- Michigan State had its nine-game home winning streak snapped . . . it marked MSU's first home loss since Nov. 8, 2014 (Ohio State) . . . MSU head coach Mark Dantonio is 4-4 vs. Wisconsin in his tenure in East Lansing (3-1 in Spartan Stadium) . . . it marked MSU's first home loss to Wisconsin since 2002 . . . MSU leads the all-time series 30-23 (16-8 in East Lansing).

- Michigan State was minus-2 in the turnover department. The Spartans committed four turnovers (three interceptions, one fumble), which led to 13 Wisconsin points. MSU had one forced fumble by Raequan Williams and one interception by Darian Hicks. The Spartans also dropped a punt on their own 5-yard line, and Wisconsin scored on a 5-yard touchdown run the next play to make it 30-6.

- Michigan State outgained Wisconsin, 325-317, and had more first downs (21-15). The Spartans were limited to 75 yards rushing and had 250 yards passing.

- In his second career start, filling in for Riley Bullough, linebacker Shane Jones recorded a career-high six tackles and two tackles for loss (7 yards).

- Wisconsin converted 7-of-16 on third-down conversions and 2-of-2 on fourth downs . . . the Spartans were 4-of-13 on third down and 0-of-2 on fourth downs.



As part of the MSU Athletics Hall of Fame induction over the weekend, MSU honored Hall of Famer Mike Sadler with his #3 at midfield in Spartan Stadium for the Wisconsin game.

SCORING SUMMARY

FIRST QUARTER

MSU (3-0) Geiger 48-yard field goal, 8:03 left
Drive: 7 plays, 16 yards, 1:31
WIS (7-3) Steffes 1-yard pass from Hornibrook (Endicott kick), 0:25 left
Drive: 16 plays, 65 yards, 7:38

SECOND QUARTER

WIS (13-3) Clement 1-yard run (Endicott kick fail), 7:14 left
Drive: 6 plays, 28 yards, 2:40
MSU (6-13) Geiger 40-yard field goal, 1:18 left
Drive: 15 plays, 62 yards, 5:51

THIRD QUARTER

WIS (20-6) Musso 66-yard fumble recovery (Endicott kick), 13:10 left
WIS (23-6) Endicott 41-yard field goal, 4:58 left
Drive: 10 plays, 54 yards, 5:40
WIS (30-6) Clement 5-yard run (Endicott kick), 3:52 left
Drive: 1 play, 5 yards, 0:06

FOURTH QUARTER

None

TEAM STATISTICS

	MSU	WIS
First Downs	21	15
Rushes-Yards	27-75	41-122
Passing Yards	250	195
Passes	20-43-3	16-26-1
Total Offense	70-325	67-317
Punts-Avg.	3-51.0	5-40.8
Fumbles-Lost	1-1	1-1
Penalties-Yards	5-35	7-67
Possession Time	32:48	27:12

INDIVIDUAL STATISTICS

RUSHING (CARRIES-YARDS)

MSU: Scott 14-61, Lewerke 1-16, London 1-6, O'Connor 7-5, Corley 2-3, Holmes 1-0, Team 1-(-16); WIS: Ogunbowale 9-55, Clement 23-54, Ingold 3-13, Ramesh 2-9, Hornibrook 4-(-9).

PASSING (C-A-I-YARDS-TD)

MSU: O'Connor 18-38-3-224-0, Lewerke 2-4-0-26-0; WIS: Hornibrook 16-26-1-195-1.

RECEIVING (RECEPTIONS-YARDS)

MSU: Price 5-58, Madarais 5-49, Corley 4-84, Shelton 3-23, Stewart 1-16, Lyles 1-10, Sokol 1-10; WIS: Peavy 4-96, Fumagalli 4-42, Wheelwright 3-34, Rushing 2-24, Steffes 2-2, Clement 1-(-3).

TACKLES-TOP FIVE (TOTAL-SOLO-ASSISTS)

MSU: Cox 14 (4-10), Nicholson 10 (4-6), Frey 8 (4-4), Copeland 8 (3-5), Two with 6; WIS: Dixon 7 (4-3), Chicy 6 (4-2), Watt 6 (3-3), Musso 5 (5-0) Jacobs 5 (4-1).



GAME 4 • INDIANA 24, NO. 17/16 MICHIGAN STATE 21 (OT)

Game 4 | Indiana 24, Michigan State 21 (OT)

Oct. 1, 2016 • Bloomington, Ind.

Memorial Stadium • Att: 43,971

Play-by-play, post-game quotes and notes available at msuspartans.com.

BLOOMINGTON, Ind. (AP) - Tyler O'Connor threw for 263 yards and three touchdowns as the Spartans fell to Indiana in overtime 24-21.

Indiana quarterback Richard Lagow caught a touchdown pass, threw for two more and took advantage of a second chance in overtime to set up Griffin Oakes for a 20-yard field goal.

The Hoosiers (3-1, 1-0 Big Ten) trailed 14-0 late in the third quarter before Lagow's 5-yard TD catch on third-and-goal finally helped the Hoosiers turn the corner.

Indiana ended a seven-game losing streak in the series, reclaimed the Old Brass Spittoon for the first time since 2006, beat a ranked team at home for the first time in a decade and earned their first overtime win since 2010.

Michigan State kicker Michael Geiger missed 49-yard field goal to start overtime, and Oakes missed a 33-yard field goal on the ensuing possession when Michigan State's Drake Martinez was called for leaping to give Indiana a first down.

Michigan State (2-2, 0-2) has lost back-to-back games for the first time since November 2012 despite holding the usually high-scoring Hoosiers scoreless until the final minute of the third quarter.

The Spartans controlled the game most of the night until receiver Mitchell Paige threw a perfect pass across the field to Lagow for a 5-yard score in the final minute of the third quarter.

Lagow tied it with a 22-yard TD pass to Ricky Jones midway through the fourth quarter. Indiana took the lead with Lagow's 15-yard TD pass to Paige with 4:38 to play.

O'Connor answered with a 2-yard TD pass to Josiah Price with 11 seconds left.

POST-GAME NOTES:

- Michigan State had its seven-game winning streak over Indiana snapped with a 24-21 overtime loss . . . it marked Indiana's first win over MSU since defeating the Spartans in Bloomington in 2006, 46-21 . . . it also marked the first time MSU has lost consecutive games since 2012 (Nebraska, Northwestern) . . . MSU leads the overall series, 45-16-2 (21-10-1 in Bloomington) . . . Mark Dantonio is 7-1 against the Hoosiers (3-1 in Bloomington).

- MSU is 6-6 all-time in overtime games (4-4 under Dantonio) . . . Saturday marked MSU's first overtime game since Oct. 27, 2012, a 16-13 win at Wisconsin . . . MSU's first-ever overtime game was a 38-31 double OT victory over Indiana in Spartan Stadium on Oct. 10, 1998.



Senior WR R.J. Shelton caught an 86-yard TD pass from senior QB Tyler O'Connor. In addition to being a career-long for both players, the pass play was tied for the seventh-longest TD pass in school history and longest since 2013. Shelton recorded his first career 100-yard receiving game with seven catches for a career-high 141 yards. O'Connor recorded career highs in passing yards (263) and pass completions (21), and tied a career high with three TDs.

SCORE BY QUARTERS	1	2	3	4	OT	F
Michigan State (2-2, 0-2 B1G)	7	0	7	7	0	- 21
Indiana (3-1, 1-0 B1G)	0	0	7	14	3	- 24

SCORING SUMMARY

FIRST QUARTER

MSU (7-0) Shelton 86-yard pass from O'Connor (Geiger kick), 4:39 left
Drive: 2 plays, 87 yards, 4:02

SECOND QUARTER

None

THIRD QUARTER

MSU (14-0) D.Williams 24-yard pass from O'Connor (Geiger kick), 4:00 left
Drive: 7 plays, 77 yards, 3:42

IU (7-14) Lagow 5-yard pass from Paige (Oakes kick)
Drive: 7 plays, 75 yards, 3:08

FOURTH QUARTER

IU (14-14) Jones 22-yard pass from Lagow (Oakes kick), 8:23 left
Drive: 8 plays, 90 yards, 3:03

IU (21-14) Paige 15-yard pass from Lagow (Oakes kick), 4:38 left
Drive: 5 plays, 70 yards, 1:44

MSU (21-21) Price 2-yard pass from O'Connor (Geiger kick), 0:11 left
Drive: 13 plays, 75 yards, 4:27

OVERTIME

IU (24-21) Oakes 20-yard field goal, 15:00 left
Drive: 6 plays, 22 yard, 0:00

TEAM STATISTICS

	MSU	IU
First Downs	21	19
Rushes-Yards	41-175	39-156
Passing Yards	263	281
Passes	21-35-0	17-28-1
Total Offense	76-438	67-437
Punts-Avg.	5-39.4	3-38.7
Fumbles-Lost	2-1	1-0
Penalties-Yards	11-98	7-60
Possession Time	33:34	26:26

INDIVIDUAL STATISTICS

RUSHING (CARRIES-YARDS)

MSU: Holmes 9-51, London 7-39, Scott 11-38, O'Connor 11-36, Shelton 1-18, Line 1-0, Team 1-(-7); IU: Redding 19-100, Natee 10-38, Williams 5-14, Majette 4-10, Team 1-(-5).

PASSING (C-A-I-YARDS-TD)

MSU: O'Connor 21-35-0-263-3; IU: Lagow 16-26-1-276-2, Paige 1-1-0-5-1, Natee 0-1-0-0-0.

RECEIVING (RECEPTIONS-YARDS)


MSU: Shelton 7-141, Corley 4-35, Price 4-18, Madaris 3-33, D. Williams 1-24, Davis 1-11, Holmes 1-1; IU: Jones 5-124, Timian 3-52, Paige 3-48, Westbrook 3-38, Redding 2-14, Lagow 1-5.

TACKLES-TOP FIVE (TOTAL-SOLO-ASSISTS)

MSU: A. Dowell 8 (6-2), Frey 8 (6-2), E. Jones 5 (5-0), McDowell 5 (4-1), Nicholson 5 (2-3), K. Williams 5 (2-3); IU: Scales 14 (8-6), Oliver 7 (7-0), Dutra 7 (5-2), Four with 5.



HEAD COACH MARK DANTONIO



Now in his 10th season at Michigan State, Mark Dantonio is one of the most accomplished head coaches in the school's storied history, leading a program that has transformed itself into one of the nation's perennial powers.

Dantonio, who was a finalist for three national coach of the year awards (Bobby Dodd, George Munger, Eddie Robinson) in 2015, owns an 89-35 (.718) record in his 10th season as head coach of the Spartans. His .718 winning percentage currently ranks third best at MSU. He won his 71st game at MSU on Oct. 25, 2014, against Michigan to move into second place all-time in victories in school history (record: Duffy Daugherty, 109). Dantonio won his 100th career game as a head coach on Oct. 17, 2015, at Michigan Stadium as the Spartans rallied to defeat the Wolverines, 27-23, on a 38-yard fumble return as time expired; his career record stands at 107-52 (.673) in his 13th season. Dantonio's .703 winning percentage (52-22) in Big Ten games ranks first in MSU history (minimum 10 Big Ten games).

Dantonio led the Spartans to the 2015 Big Ten Championship with a 16-13 victory over previously undefeated and fourth-ranked Iowa. It marked Dantonio's third Big Ten Championship (2010, 2013, 2015), establishing a school record (previous: Daugherty and Perles with two each).

Dantonio is the first coach in Big Ten history to record five 11-win seasons in a six-year span (11 in 2010; 11 in 2011; 13 in 2013, 11 in 2014; 12 in 2015), and his five 11-win seasons are tied with Joe Paterno of Penn State for the second most in Big Ten history (Jim Tressel with six; Paterno with five at Penn State as Big Ten member). Prior to Dantonio's arrival, MSU had not recorded an 11-win season in its history, and had just two 10-win seasons (1965, 1999).

Michigan State, which has posted a 38-7 record since 2013, is one of only four schools in the nation to play in a Bowl Championship Series Game (2014 Rose Bowl), a New Year's Six game (2015 Cotton Bowl) and the College Football Playoff (2015 CFP Semifinal at the Cotton Bowl) in the last three seasons (Alabama, Florida State, Ohio State). MSU's 38 wins since 2013 are fifth most in the NCAA Football Bowl Subdivision. The 36 wins from 2013-15 was the winningest three-year stretch in the history of the program.

MSU's 67 wins since 2010 are tied for sixth most among NCAA Football Bowl Subdivision teams and most in the Big Ten during that same period. The Spartans have posted six consecutive winning seasons, a first for the program since 1985-90. MSU has won 67 of its last 85 games (67-18: .788), dating back to the beginning of the 2010 season. During that span, MSU has claimed three Big Ten Championships (2010, 2013, 2015) and three Big Ten Division titles (2011, 2013, 2015). In addition, the Spartans recorded a school-record four consecutive bowl victories (2012 Outback against No. 18 Georgia, 2012 Buffalo Wild Wings against TCU, 2014 Rose Bowl Game against No. 5 Stanford, 2015 Cotton Bowl Classic against No. 4 Baylor), which also tied a Big Ten record.

Dating back to the 2012 regular-season finale, the Spartans have won 40 of their last 47 games.

Michigan State has won 25 of its last 29 games against Big Ten opponents, dating back to the 2012 regular-season finale, including 18 wins by double-figures.

The Spartans finished ranked among the nation's Top 10 for the third year in a row in 2015 (No. 3 in both polls in 2013; No. 5 in both polls in 2014; No. 6 in both polls in 2015) – a program first since 1955-57 (No. 2 in 1955; No. 9 in 1956; No. 3 in 1957). The Spartans finished in the AP Top 10 a school-record four consecutive years from 1950-53 (No. 8 in 1950; No. 2 in 1951; No. 1 in 1952; No. 3 in 1953). It marked MSU's 15th Top 10 finish in the history of the AP Poll. It also marked MSU's sixth Top 10 finish in the history of the USA TODAY Coaches Poll (began administering the poll in 1991), including its fourth under head coach Dantonio (No. 10 in 2011; No. 3 in 2013; No. 5 in 2014; No. 6 in 2015).

Michigan State is in the midst of its winningest decade in school history with a 67-18 record since 2010 (.788). MSU's highest winning percentage by decade is currently the 1950s (.766, 70-21-1 record).

A two-time Big Ten Coach of the Year (2010, 2013), Dantonio has led Michigan State to Top 25 finishes in six of his nine seasons (2008: No. 24 in both polls; 2010: No. 14 in both polls; 2011: No. 10 USA TODAY/No. 11 AP; 2013: No. 3 in both polls; 2014: No. 5 in both polls; and 2015: No. 6 in both polls). His six AP Top-25 finishes are tied for second most in school history ("Biggie" Munn, who coached from 1947-53, had six consecutive from 1948-53). Daugherty's teams posted seven Top-25 finishes during his 19-year tenure from 1954-72. MSU and Alabama (No. 7 in 2013, No. 4 in 2014, No. 1 in 2015) are the only schools to finish in the Top 10 of the last three final AP Polls.

Michigan State extended its school record by playing in a bowl game for the ninth consecutive season in 2015 (2007 Champs Sports Bowl, 2009 Capital One Bowl, 2010 Alamo Bowl, 2011 Capital One Bowl, 2012 Outback Bowl, 2012 Buffalo Wild Wings Bowl, 2014 Rose Bowl, 2015 Cotton Bowl, 2015 College Football Playoff Semifinal at Cotton Bowl). The nine-year bowl streak is currently the second longest in the Big Ten and 12th longest in the NCAA FBS.

Dantonio also extended his school record for most bowl appearances (nine) by a head coach with a trip to the College Football Playoff Semifinal at the Cotton Bowl Classic in 2015 (previous record: Perles with seven from 1983-94). Dantonio is 4-5 in bowl games at Michigan State, including a school-record four-game winning streak (2012 Outback, 2012 Buffalo Wild Wings, 2014 Rose, 2015 Cotton). Dantonio has led his teams to 11 bowl berths in 12 seasons as a head coach (nine at MSU, two at Cincinnati). Dantonio's nine-game bowl streak at Michigan State is tied for the fourth longest by an active head coach at the same school and is the longest in the Big Ten.

From his first day on the job, Dantonio has pledged to support student-athletes as they pursue excellence, both in the classroom and on the playing field. In his first nine seasons, a total of 171 players have earned their undergraduate degrees. In addition, 114 Spartans have earned Academic All-Big Ten honors, including seven Academic All-America selections. Michigan State has placed three student-athletes in the National Football Foundation Scholar-Athlete Class in the past five years.

Dantonio is one of just four Spartan head coaches to coach in at least 100 games at MSU and ranks third in Spartan history with 124 games coached at Michigan State (Duffy Daugherty: 183; George Perles: 139; Dantonio: 124; Charlie Bachman: 114).

Dantonio is the third-longest tenured coach in the Big Ten (Kirk Ferentz, Iowa: 18th season; Pat Fitzgerald, Northwestern: 11th season) and ninth-longest in the FBS.

Twenty-six Spartans have been chosen in the NFL Draft under Dantonio's watch, including three consecutive first-round selections. Dennard was a 2013 unanimous All-America selection and also won the Jim Thorpe Award, which is given annually to the nation's best defensive back. He was selected in the first round of the 2014 NFL Draft (No. 24 overall) by the Cincinnati Bengals to become the first Spartan under Dantonio to be chosen in the first round. Cornerback Trae Waynes was selected in the first round by the Minnesota Vikings at No. 11 overall in 2015. Michigan State became just the sixth school to have cornerbacks selected in the first round of the NFL Draft in consecutive years, joining Alabama (2012-13), LSU (2011-12), Miami-Florida (2005-06), Ohio State (1999-2001) and Notre Dame (1993-94). In 2016, offensive tackle Jack Conklin became the highest Spartan drafted under Dantonio as he was chosen No. 8 overall by the Tennessee Titans. The Spartans had six players drafted in 2012, the most in the Dantonio era, and five in 2016.

HEAD COACH MARK DANTONIO



• Since 2007, Dantonio has helped develop nine different first-team All-Americans and 11 selections overall: RB Javon Ringer (2008); LB Greg Jones (2009-10); DT Jerel Worthy (2011); RB Le'Veon Bell (2012); CB Darqueze Dennard and P Mike Sadler (2013); S Kurtis Drummond (2014); C Jack Allen (2014-15) and OT Jack Conklin (2015). In addition, Dantonio has helped produce 36 first-team All-Big Ten selections.

• Under Dantonio, Spartan teams have produced some of the longest winning streaks in school history. MSU's 13-game Big Ten winning streak from 2012-14 was its second-longest conference run, while MSU's 12-game winning streak that began on Nov. 15, 2014, and ended on Nov. 7, 2015, was tied for the third longest in school history. Dantonio also had an 11-game winning streak during the 2013-14 seasons. In addition, Michigan State has produced a 52-13 record (.800) in home games since 2007, including four undefeated home seasons (2010, 2011, 2013, 2015). The Spartans are 21-2 at home since 2013.

• Under Dantonio, Michigan State has produced a 52-13 record (.800) in home games since 2007, including a 15-game winning streak (7-0 in 2010, 7-0 in 2011, won first game in 2012) and a 12-game winning streak (7-0 in 2013; won first five in 2014), which rank second and tied for third, respectively, in Spartan Stadium history. MSU is 37-7 (.841) at home since 2010 and 21-2 (.913) since 2013.

• For his work in the community, Dantonio received the 2016 Gene Stallings Award, which is given annually to college football head coaches who are also humanitarians and strive to promote healthy, vibrant communities through charitable and community service

efforts. In addition to Dantonio's numerous accomplishments as head football coach at Michigan State, he has been an active member of the Mid-Michigan community. Dantonio and his wife, Becky, have hosted a women's football clinic for the past eight years, with proceeds going to local charities. The most recent clinic in April 2016 benefited the Boys and Girls Club of Lansing. Dantonio was named honorary chairman of the Children's Miracle Network at the Sparrow Children Center's in Lansing in 2009 and has played an integral role in helping children throughout the Mid-Michigan region get the medical care they need. Dantonio and his staff have also hosted CMN telethons that have raised hundreds of thousands of dollars. Dantonio was also named a 2015 finalist for the Bobby Dodd Coach of the Year Award, which annually honors the coach of a team with a successful season on the field and equally as important, stresses the importance of academic excellence and desire to give back to the community.

• The Spartans have consistently produced victories against highly ranked teams under Dantonio. MSU has won 10 of its last 14 games against ranked opponents, including six of its last eight. In addition, MSU is 7-2 in its last nine games against teams ranked in the AP Top 10, including a 6-2 record since 2013 (beat No. 2 Ohio State and No. 5 Stanford in 2013; lost to No. 3 Oregon and beat No. 4 Baylor in 2014; beat No. 7 Oregon, No. 2 Ohio State and No. 4 Iowa, and lost to No. 2 Alabama in 2015). The win over No. 2 Ohio State in Columbus on Nov. 21, 2015, snapped the defending National Champion Buckeyes' 23-game winning streak, and the last-second victory against No. 12 Michigan on Oct. 17, 2015, marked MSU's seventh win in the last eight years over the Wolverines.

ALL-TIME WINNINGEST COACHES: MSU HISTORY

OVERALL

Rk.	Coach (Years)	Wins
1.	Duffy Daugherty (1954-72)	109
2.	Mark Dantonio (2007-)	89
3.	Charles Bachman (1933-46)	70
4.	George Perles (1983-94)	68
5.	Chester Brewer (1903-10, '17, '19)	58

WIN Pct.

Rk.	Coach (Years)	Win Pct.
1.	John Macklin (1911-15)	.853 (29-5)
2.	Clarence "Biggie" Munn (1947-53)	.846 (54-9-20)
3.	Mark Dantonio (2007-)	.718 (89-35)
4.	Jim Crowley (1929-32)	.712 (22-8-3)
5.	Chester Brewer (1903-10, '17, '19)	.699 (58-23-7)

BIG TEN GAMES

Rk.	Coach (Years)	Wins
1.	Duffy Daugherty (1954-72)	72
2.	George Perles (1983-94)	53
3.	Mark Dantonio (2007-)	52

WIN Pct.

Rk.	Coach (Years) [Min. 10 games]	Win Pct.
1.	Mark Dantonio (2007-)	.703 (52-22)
2.	Denny Stolz (1973-75)	.604 (14-9-1)
3.	Nick Saban (1995-99)	.603 (23-15-1)

BOWL APPEARANCES

Rk.	Coach (Years)	Bowls
1.	Mark Dantonio (2007-)	9
2.	George Perles (1983-94)	7

BOWL WINS

Rk.	Coach (Years)	Bowl Wins
1.	Mark Dantonio (2007-)	4
2.	George Perles (1983-94)	3

AP TOP-25 FINISHES

Rk.	Coach (Years)	Wins
1.	Duffy Daugherty (1954-72)	7
2.	Mark Dantonio (2007-)	6
	Clarence "Biggie" Munn (1947-53)	6

WINS OVER AP TOP-25 TEAMS

Rk.	Coach (Years)	Wins
1.	Duffy Daugherty (1954-72)	25
2.	Mark Dantonio (2007-)	17
3.	George Perles (1983-94)	14

WINS OVER AP TOP-10 TEAMS

Rk.	Coach (Years)	Wins
1.	Duffy Daugherty (1954-72)	17
2.	Mark Dantonio (2007-)	7
3.	Clarence "Biggie" Munn (1947-53)	5

HOME GAMES

Rk.	Coach (Years)	Wins
1.	Duffy Daugherty (1954-72)	68
2.	Mark Dantonio (2007-)	52
3.	Charles Bachman (1933-46)	46

Pct.

Rk.	Coach (Years)	Pct.
1.	Clarence "Biggie" Munn (1947-53)	.892 (33-4)
2.	Jim Crowley (1929-32)	.886 (19-2-1)
3.	Mark Dantonio (2007-)	.800 (52-13)

BIG TEN COACHING HISTORY

MOST 11-WIN SEASONS

Coach (School)	Years
Jim Tressel, Ohio State (6)	2002-03, 2006-07, 2009-10*
Joe Paterno, Penn State (5)	1994, 1996, 2005, 2008-09^
Mark Dantonio, Michigan State (5)	2010-11, 2013-15

* wins vacated in 2010; ^ as Big Ten member (15 overall)

THE DANTONIO FILE

PERSONAL DATA: Born Mark Dantonio in El Paso, Texas, on March 9, 1956. Family: wife Becky and two daughters, Kristen and Lauren.

PREVIOUS COACHING EXPERIENCE: College - Graduate assistant at Ohio U. (1980); graduate assistant at Purdue (1981); defensive coordinator at Butler (Kan.) Junior College (1982); graduate assistant at Ohio State (1983-84); defensive secondary coach at Akron (1985); defensive secondary coach and defensive coordinator at Youngstown State (1986-90); defensive secondary coach at Kansas (1991-94); defensive secondary coach (1995-2000) and associate head coach (2000) at Michigan State; defensive coordinator at Ohio State (2001-03); head coach at Cincinnati (2004-06).

COACHING RECORD: 107-52 (.673) in his 13th season as a college head coach; 18-17 (.514) in three seasons at Cincinnati (2004-06); 89-35 (.718) in his 10th season at Michigan State (2007-); 52-22 (.703) in Big Ten games.

EDUCATION: Bachelor's degree in education from South Carolina in 1979; master's degree in education from Ohio U. in 1980.

PLAYING EXPERIENCE: College - Three-year letterman as a defensive back at South Carolina (1976-78).

POSTSEASON EXPERIENCE: Coach - 1987 NCAA I-AA playoffs, 1989 NCAA I-AA playoffs, 1990 NCAA I-AA playoffs, 1983 Fiesta Bowl, 1984 Rose Bowl, 1992 Aloha Bowl, 1995 Independence Bowl, 1996 Sun Bowl, 1997 Aloha Bowl, 2000 Florida Citrus Bowl, 2002 Outback Bowl, 2003 Fiesta Bowl, 2004 Fiesta Bowl, 2004 Fort Worth Bowl, 2007 Champs Sports Bowl, 2009 Capital One Bowl, 2010 Alamo Bowl, 2011 Capital One Bowl, 2012 Outback Bowl, 2012 Buffalo Wild Wings Bowl, 2014 Rose Bowl, 2015 Cotton Bowl, 2015 College Football Playoff (Cotton Bowl).

Dantonio's Career Record - Head Coach

Year	School	Overall			Conference			Finish	Bowl	Rk.
		W	L	Pct.	W	L	Pct.			
2004	Cincinnati	7	5	.583	5	3	.625	T-2nd (C-USA)	Fort Worth Bowl Champs	-
2005	Cincinnati	4	7	.364	2	5	.286	T-6th (Big East)	-	-
2006	Cincinnati	7	5	.583	4	3	.571	T-7th (Big East)	International Bowl*	-
2007	Michigan State	7	6	.538	3	5	.375	T-7th (B1G)	Champs Sports Bowl	-
2008	Michigan State	9	4	.692	6	2	.750	3rd (B1G)	Capital One Bowl	24/24
2009	Michigan State	6	7	.462	4	4	.500	T-6th (B1G)	Alamo Bowl	-
2010	Michigan State	11	2	.846	7	1	.875	T-1st (B1G)	Capital One Bowl	14/14
2011	Michigan State	11	3	.786	7	1	.875	1st (B1G Legends)	Outback Bowl Champs	11/10
2012	Michigan State	7	6	.538	3	5	.375	4th (B1G Legends)	Buffalo Wild Wings Champs	-
2013	Michigan State	13	1	.929	8	0	1.000	1st (B1G Legends)	Rose Bowl Champs	3/3
2014	Michigan State	11	2	.846	7	1	.875	2nd (B1G East)	Cotton Bowl Champs	5/5
2015	Michigan State	12	2	.857	7	1	.875	1st (B1G East)	CFP (Cotton Bowl)	6/6
2016	Michigan State	2	2	.500	0	2	.000	-	-	-
Totals		107	52	.673	63	33	.656		11 bowl games (5-5)*	

* Did not coach Cincinnati in bowl game

2016 MICHIGAN STATE FOOTBALL | NUMERICAL ROSTER

No.	Name	Pos.	Ht.	Wt.	Elig.	Cl.	Exp.	Hometown (Previous School)
2	Darian Hicks	CB	5-11	184	Sr.	Sr.	3L	Solon, Ohio (Solon)
3	LJ Scott	RB	6-1	230	So.	So.	1L	Hubbard, Ohio (Hubbard)
4	Malik McDowell	DL	6-6	276	Jr.	Jr.	2L	Detroit, Mich. (Southfield)
4	Michael Geiger	K	5-9	185	Sr.	Sr.	3L	Toledo, Ohio (Ottawa Hills)
5	Andrew Dowell	LB	6-1	218	So.	So.	1L	North Ridgeville, Ohio (St. Edward)
6	Damion Terry	QB	6-4	232	Jr.	Sr.	2L	Erie, Pa. (Cathedral Prep)
7	Demetrious Cox	DB	6-1	197	Sr.	Sr.-5	3L	Jeannette, Pa. (Jeannette)
7	Tyler O'Connor	QB	6-3	228	Sr.	Sr.-5	3L	Lima, Ohio (Lima Central Catholic)
8	Trishton Jackson	WR	6-3	190	Fr.	Fr.	HS	West Bloomfield, Mich. (West Bloomfield)
9	Montae Nicholson	S	6-2	219	Jr.	Jr.	2L	Monroeville, Pa. (Gateway)
9	Donnie Corley	WR	6-2	186	Fr.	Fr.	HS	Detroit, Mich. (Martin Luther King)
10	Matt Morrissey	S	6-2	201	So.	Jr.	1L	Lincolnshire, Ill. (Adlai E. Stevenson)
10	Messiah deWeaver	QB	6-4	215	Fr.	Fr.	HS	Huber Heights, Ohio (Wayne)
11	Jamal Lyles	TE	6-3	257	Sr.	Sr.-5	3L	Southfield, Mich. (Southfield-Lathrup)
11	Demetric Vance	S	6-2	200	Fr.	Fr.	HS	Detroit, Mich. (Cass Tech)
11	Colar Kuhns	QB	6-2	211	So.	Jr.	SQ	Gaithersburg, Md. (Damascus)
12	R.J. Shelton	WR	5-11	202	Sr.	Sr.	3L	Beaver Dam, Wis. (Beaver Dam)
12	Josh King	DE	6-6	267	Fr.	Fr.	HS	Darien, Ill. (Hinsdale South)
13	Vayante Copeland	CB	5-11	190	So.	Jr.	1L	Dayton, Ohio (Thurgood Marshall)
13	Justin Layne	WR	6-2	180	Fr.	Fr.	HS	Cleveland, Ohio (Benedictine)
13	Robert Aiello	WR	6-2	190	Jr.	Sr.	SQ	Lake Orion, Mich. (Lake Orion)
14	Brian Lewerke	QB	6-3	202	Fr.	So.	RS	Phoenix, Ariz. (Pinnacle)
14	Kenney Lyke	S	6-2	187	Fr.	Fr.	HS	Hoffman Estates, Ill. (William Fremd)
15	Tyson Smith	CB	5-11	170	So.	So.	1L	Southfield, Mich. (Orchard Lake St. Mary's)
16	Brandon Sowards	WR	6-0	189	So.	Jr.	1L	Wyandotte, Mich. (Roosevelt)
16	Austin Andrews	CB	5-11	183	Fr.	Fr.	HS	Columbus, Ohio (St. Francis DeSales)
17	Tyriq Thompson	LB	6-1	230	Fr.	So.	RS	Detroit, Mich. (Martin Luther King)
18	Felton Davis III	WR	6-4	192	So.	So.	1L	Richmond, Va. (Highland Springs)
19	Josh Butler	CB	5-11	180	Fr.	So.	RS	Mesquite, Texas (West Mesquite)
20	Jalen Watts-Jackson	S	5-11	186	So.	Jr.	1L	Detroit, Mich. (Orchard Lake St. Mary's)
20	Davis Lewandowski	WR	6-0	200	Fr.	So.	RS	Okemos, Mich. (Okemos)
21	Cam Chambers	WR	6-2	210	Fr.	Fr.	HS	Sicklerville, N.J. (Timber Creek Regional)
22	Delton Williams	RB	6-1	228	Sr.	Sr.	3L	Erie, Pa. (Cathedral Prep)
22	Paul Andrie	WR	6-2	196	Sr.	Sr.-5	SQ	Valparaiso, Ind. (Valparaiso)
23	Chris Frey	LB	6-2	227	Jr.	Jr.	2L	Upper Arlington, Ohio (Upper Arlington)
24	Gerald Holmes	RB	6-0	222	Jr.	Sr.	1L	Flint, Mich. (Carman-Ainsworth)
25	Jake Hartbarger	P	6-4	206	So.	Jr.	1L	Waterville, Ohio (Anthony Wayne)
25	Darrell Stewart Jr.	WR	6-1	207	Fr.	So.	RS	Houston, Texas (Nimitz)
26	Brandon Randle	LB	6-2	217	Fr.	Fr.	HS	Battle Creek, Mich. (Battle Creek Central)
26	Austin Wolfe	WR	6-0	174	Jr.	Sr.	SQ	Springfield, Va. (Lake Braddock Secondary)
27	Khari Willis	S	5-11	211	So.	So.	1L	Jackson, Mich. (Lumen Christi)
28	Madre London	RB	6-1	206	So.	Jr.	1L	Little Rock, Ark. (St. Thomas Aquinas)
28	David Dowell	S	6-1	185	Fr.	So.	RS	North Ridgeville, Ohio (St. Edward)
29	Malik Smith	RB	5-9	215	Fr.	Fr.	HS	Boyne City, Mich. (Boyne City)
30	Riley Bullough	LB	6-2	227	Sr.	Sr.-5	3L	Traverse City, Mich. (St. Francis)
31	T.J. Harrell	LB	6-0	203	So.	Jr.	1L	Tampa, Fla. (Tampa Catholic)
32	Nick Tompkins	RB	5-9	178	Sr.	Sr.-5	SQ	Snellville, Ga. (Brookwood)
33	Jon Reschke	LB	6-2	227	Jr.	Sr.	2L	Sterling Heights, Mich. (Brother Rice)
33	Frank Epitropoulos	WR	6-2	206	Sr.	Sr.-5	SQ	Upper Arlington, Ohio (Ohio State)
34	Drake Martinez	CB	6-2	208	Jr.	Jr.	SQ	Laguna Beach, Calif. (Saddleback College)
35	Joe Bachie	LB	6-2	232	Fr.	Fr.	HS	Brook Park, Ohio (Berea-Midpark)
35	Nick Krumm	S	5-10	196	Fr.	So.	RS	Commerce Township, Mich. (Walled Lake Central)
36	Kaleel Gaines	CB	6-0	190	Fr.	So.	RS	Frostproof, Fla. (Frostproof)
37	Corey Pryor	DB	5-10	193	Fr.	Fr.	HS	Jackson, Mich. (Jackson)
37	Dante Razanno	LB	6-2	220	Fr.	Fr.	HS	Niles, Mich. (Edwardsburg)
38	Byron Bullough	LB	6-1	228	So.	Jr.	1L	Traverse City, Mich. (St. Francis)
40	Collin Lucas	FB	6-0	235	So.	Jr.	SQ	Avon Lake, Ohio (Avon Lake)
41	Gerald Owens	DL	6-2	299	So.	Jr.	SQ	Thorofare, N.J. (West Deptford)

No.	Name	Pos.	Ht.	Wt.	Elig.	Cl.	Exp.	Hometown (Previous School)
41	Reid Burton	FB	6-0	223	Fr.	Fr.	HS	East Lansing, Mich. (East Lansing)
42	Hussien Kadry	TE	6-3	229	Jr.	Sr.	RS	Dearborn, Mich. (Fordson)
42	Zac Leimbach	S	5-11	195	Sr.	Sr.-5	1L	Walled Lake, Mich. (Walled Lake Central)
43	Ed Davis	LB	6-2	237	Sr.	Sr.-6	3L	Detroit, Mich. (Southeastern)
44	Grayson Miller	S	6-3	208	So.	So.	1L	Georgetown, Ky. (Scott)
45	Prescott Line	FB	6-0	253	Sr.	Gr.-5	TR	Oxford, Mich. (SMU)
47	Ryan Armour	SN	6-0	214	Fr.	So.	HS	Traverse City, Mich. (St. Francis)
48	Kenny Willekes	LB	6-3	235	Fr.	So.	RS	Rockford, Mich. (NorthPointe Christian)
49	Shane Jones	LB	6-1	221	Jr.	Sr.	2L	Cincinnati, Ohio (Archbishop Moeller)
50	Sean Harrington	LB	6-3	220	Jr.	Sr.	2L	Commerce Township, Mich. (Orchard Lake St. Mary's)
51	Kyonta Stallworth	DL	6-3	280	Fr.	So.	RS	Detroit, Mich. (Martin Luther King)
52	Dillon Alexander	DE	6-3	240	So.	Jr.	SQ	Forsyth, Ga. (Lambert)
53	Peter Fisk	LB	6-1	215	Fr.	Fr.	HS	Grand Rapids, Mich. (Deerfield (Mass.) Academy)
55	Miguel Machado	OL	6-6	315	Sr.	Sr.-5	1L	Miami, Fla. (Pasadena City College)
57	Collin Caflisch	OG	6-4	288	Fr.	So.	RS	Canton, Mich. (Canton)
58	Devyn Salmon	C	6-1	321	Jr.	Sr.	SQ	Plant City, Fla. (Plant City)
59	David Beedle	OT	6-5	314	So.	Jr.	1L	Clarkston, Mich. (Clarkston)
60	Casey Schreiner	OG	6-4	291	So.	Jr.	SQ	Bethel Park, Pa. (Bethel Park)
61	Cole Chewins	OT	6-8	273	Fr.	So.	RS	Clarkston, Mich. (Clarkston)
62	Luke Campbell	OL	6-5	280	Fr.	Fr.	HS	Lewis Center, Ohio (Olentangy)
63	Noah Listermann	OT	6-7	313	Fr.	So.	RS	Cincinnati, Ohio (Winton Woods)
64	Brandon Clemons	OG	6-3	302	Sr.	Gr.-6	3L	Milford, Pa. (Delaware Valley)
65	Brian Allen	OL	6-2	304	Jr.	Jr.	2L	Hinsdale, Ill. (Hinsdale Central)
66	Matt Allen	OL	6-3	291	Fr.	Fr.	HS	Hinsdale, Ill. (Hinsdale Central)
67	Bryce Wilker	C	6-5	281	Fr.	So.	RS	Belding, Mich. (Belding Area)
68	Jeremy Schram	OL	6-4	315	So.	Jr.	SQ	White Lake, Mich. (Orchard Lake St. Mary's)
70	Tyler Higby	OG	6-4	302	Fr.	So.	RS	Houston, Texas (The Kinkaid School)
71	Chase Gianacakos	OL	6-6	299	So.	Jr.	SQ	St. Charles, Ill. (St. Charles North)
72	Thiyo Lukusa	OL	6-5	333	Fr.	Fr.	HS	Traverse City, Mich. (DePaul Catholic)
73	Dennis Finley	OT	6-7	271	Jr.	Sr.	2L	Detroit, Mich. (Cass Tech)
75	Benny McGowan	OG	6-3	333	Sr.	Sr.-5	3L	Centerville, Ohio (Centerville)
76	AJ Arcuri	OL	6-6	260	Fr.	Fr.	HS	Powell, Ohio (Olentangy Liberty)
77	Nick Padla	OL	6-6	308	So.	Jr.	1L	Berrien Springs, Mich. (Berrien Springs)
79	Kodi Kieler	OL	6-6	319	Sr.	Sr.-5	3L	Rockwood, Mich. (Carlson)
80	Matt Seybert	TE	6-4	250	Fr.	So.	TR	Traverse City, Mich. (Buffalo)
81	Matt Sokol	TE	6-5	250	So.	Jr.	1L	Rochester, Mich. (Adams)
82	Josiah Price	TE	6-4	248	Sr.	Sr.-5	3L	Greentown, Ind. (Eastern)
83	Mufi Hill-Hunt	DE	6-5	240	Fr.	Fr.	HS	Sandy, Utah (Taylorsville)
84	Noah Davis	TE	6-4	258	Fr.	Fr.	HS	Cincinnati, Ohio (St. Xavier)
84	Brock Makaric	WR	6-3	188	Jr.	Sr.	SQ	Saginaw, Mich. (Heritage)
85	Evan Jones	DE	6-5	251	Sr.	Sr.-5	2L	West Lafayette, Ohio (Ridgewood)
85	Khylin Barton	WR	6-1	184	Fr.	Fr.	HS	Zeeland, Mich. (Zeeland East)
86	Matt Macksood	WR	5-11	194	Sr.	Sr.-5	3L	Lansing, Mich. (Lansing Catholic Central)
86	Drew Beesley	DL	6-2	231	Fr.	Fr.	HS	Rochester Hills, Mich. (Warren De La Salle)
87	Edward Barksdale III	WR	6-2	203	Sr.	Sr.-5	2L	Solon, Ohio (Solon)
88	Monty Madaris	WR	6-1	207	Sr.	Sr.-5	2L	Cincinnati, Ohio (Archbishop Moeller)
89	Gabe Sherrod	DE	6-3	250	Sr.	Gr.-5	TR	Perryville, Md. (Delaware State)
91	Robert Bowers	DE	6-4	244	So.	Jr.	SQ	Columbus, Ohio (Walnut Ridge)
92	Kevin Williams	DT	6-2	281	Sr.	Gr.-6	TR	Holland, Ohio (Nebraska)
93	Naquan Jones	DT	6-4	320	Fr.	Fr.	HS	Mount Prospect, Ill. (Evanston Township)
94	Auston Robertson	DE	6-4	275	Fr.	Fr.	HS	Fort Wayne, Ind. (Wayne)
96	Mike Panasiuk	DT	6-3	309	Fr.	Fr.	HS	Roselle, Ill. (Lake Park West)
97	Justice Alexander	DE	6-5	242	Fr.	So.	RS	Macedonia, Ohio (Nordonia)
97	Brett Scanlon	K	5-11	210	Jr.	Sr.	RS	Dowagiac, Mich. (Western Michigan)
98	Demetrius Cooper	DE	6-5	253	Jr.	Sr.	2L	Chicago, Ill. (Percy L. Julian)
98	Matt Coghlin	K	5-9	205	Fr.	Fr.	HS	Cincinnati, Ohio (Archbishop Moeller)
99	Kevin Cronin	K	6-2	220	Sr.	Sr.-5	2L	Traverse City, Mich. (Traverse City West)
99	Raequan Williams	DL	6-4	295	Fr.	So.	RS	Chicago, Ill. (DePaul College Prep)

EXP. KEY – HS: High School; **RS:** Red-shirted; **JC:** Junior College; **TR:** Transfer; **SQ:** Squad Member; **L:** Letters Earned.

2016 MICHIGAN STATE FOOTBALL | ALPHABETICAL ROSTER

No.	Name	Pos.	Ht.	Wt.	Elig.	Cl.	Exp.	Hometown (Previous School)
13	Robert Aiello	WR	6-2	190	Jr.	Sr.	SQ	Lake Orion, Mich. (Lake Orion)
52	Dillon Alexander	DE	6-3	240	So.	Jr.	SQ	Forsyth, Ga. (Lambert)
97	Justice Alexander	DE	6-5	242	Fr.	So.	RS	Macedonia, Ohio (Nordonia)
65	Brian Allen	OL	6-2	304	Jr.	Jr.	2L	Hinsdale, Ill. (Hinsdale Central)
66	Matt Allen	OL	6-3	291	Fr.	Fr.	HS	Hinsdale, Ill. (Hinsdale Central)
16	Austin Andrews	CB	5-11	183	Fr.	Fr.	HS	Columbus, Ohio (St. Francis DeSales)
22	Paul Andrie	WR	6-2	196	Sr.	Sr.-5	SQ	Valparaiso, Ind. (Valparaiso)
76	AJ Arcuri	OL	6-6	260	Fr.	Fr.	HS	Powell, Ohio (Olentangy Liberty)
47	Ryan Armour	SN	6-0	214	Fr.	So.	HS	Traverse City, Mich. (St. Francis)
35	Joe Bachie	LB	6-2	232	Fr.	Fr.	HS	Brook Park, Ohio (Berea-Midpark)
87	Edward Barksdale III	WR	6-2	203	Sr.	Sr.-5	2L	Solon, Ohio (Solon)
85	Khylin Barton	WR	6-1	184	Fr.	Fr.	HS	Zeeland, Mich. (Zeeland East)
59	David Beedle	OT	6-5	314	So.	Jr.	1L	Clarkston, Mich. (Clarkston)
86	Drew Beesley	DL	6-2	231	Fr.	Fr.	HS	Rochester Hills, Mich. (Warren De La Salle)
91	Robert Bowers	DE	6-4	244	So.	Jr.	SQ	Columbus, Ohio (Walnut Ridge)
38	Byron Bullough	LB	6-1	228	So.	Jr.	1L	Traverse City, Mich. (St. Francis)
30	Riley Bullough	LB	6-2	227	Sr.	Sr.-5	3L	Traverse City, Mich. (St. Francis)
41	Reid Burton	FB	6-0	223	Fr.	Fr.	HS	East Lansing, Mich. (East Lansing)
19	Josh Butler	CB	5-11	180	Fr.	So.	RS	Mesquite, Texas (West Mesquite)
57	Collin Caflisch	OG	6-4	288	Fr.	So.	RS	Canton, Mich. (Canton)
62	Luke Campbell	OL	6-5	280	Fr.	Fr.	HS	Lewis Center, Ohio (Olentangy)
21	Cam Chambers	WR	6-2	210	Fr.	Fr.	HS	Sicklerville, N.J. (Timber Creek Regional)
61	Cole Chewins	OT	6-8	273	Fr.	So.	RS	Clarkston, Mich. (Clarkston)
64	Brandon Clemons	OG	6-3	302	Sr.	Gr.-6	3L	Milford, Pa. (Delaware Valley)
98	Matt Coghlin	K	5-9	205	Fr.	Fr.	HS	Cincinnati, Ohio (Archbishop Moeller)
98	Demetrius Cooper	DE	6-5	253	Jr.	Sr.	2L	Chicago, Ill. (Percy L. Julian)
13	Vayante Copeland	CB	5-11	190	So.	Jr.	1L	Dayton, Ohio (Thurgood Marshall)
9	Donnie Corley	WR	6-2	186	Fr.	Fr.	HS	Detroit, Mich. (Martin Luther King)
7	Demetrious Cox	DB	6-1	197	Sr.	Sr.-5	3L	Jeannette, Pa. (Jeannette)
99	Kevin Cronin	K	6-2	220	Sr.	Sr.-5	2L	Traverse City, Mich. (Traverse City West)
43	Ed Davis	LB	6-2	237	Sr.	Sr.-6	3L	Detroit, Mich. (Southeastern)
18	Felton Davis III	WR	6-4	192	So.	So.	1L	Richmond, Va. (Highland Springs)
84	Noah Davis	TE	6-4	258	Fr.	Fr.	HS	Cincinnati, Ohio (St. Xavier)
10	Messiah deWeaver	QB	6-4	215	Fr.	Fr.	HS	Huber Heights, Ohio (Wayne)
5	Andrew Dowell	LB	6-1	218	So.	So.	1L	North Ridgeville, Ohio (St. Edward)
28	David Dowell	S	6-1	185	Fr.	So.	RS	North Ridgeville, Ohio (St. Edward)
33	Frank Epitropoulos	WR	6-2	206	Sr.	Sr.-5	SQ	Upper Arlington, Ohio (Ohio State)
73	Dennis Finley	OT	6-7	271	Jr.	Sr.	2L	Detroit, Mich. (Cass Tech)
53	Peter Fisk	LB	6-1	215	Fr.	Fr.	HS	Grand Rapids, Mich. (Deerfield (Mass.) Academy)
23	Chris Frey	LB	6-2	227	Jr.	Jr.	2L	Upper Arlington, Ohio (Upper Arlington)
36	Kaleel Gaines	CB	6-0	190	Fr.	So.	RS	Frostproof, Fla. (Frostproof)
4	Michael Geiger	K	5-9	185	Sr.	Sr.	3L	Toledo, Ohio (Ottawa Hills)
71	Chase Gianacakos	OL	6-6	299	So.	Jr.	SQ	St. Charles, Ill. (St. Charles North)
31	T.J. Harrell	LB	6-0	203	So.	Jr.	1L	Tampa, Fla. (Tampa Catholic)
50	Sean Harrington	LB	6-3	220	Jr.	Sr.	2L	Commerce Township, Mich. (Orchard Lake St. Mary's)
25	Jake Hartbarger	P	6-4	206	So.	Jr.	1L	Waterville, Ohio (Anthony Wayne)
2	Darian Hicks	CB	5-11	184	Sr.	Sr.	3L	Solon, Ohio (Solon)
70	Tyler Higby	OG	6-4	302	Fr.	So.	RS	Houston, Texas (The Kinkaid School)
83	Mufi Hill-Hunt	DE	6-5	240	Fr.	Fr.	HS	Sandy, Utah (Taylorsville)
24	Gerald Holmes	RB	6-0	222	Jr.	Sr.	1L	Flint, Mich. (Carman-Ainsworth)
8	Trishton Jackson	WR	6-3	190	Fr.	Fr.	HS	West Bloomfield, Mich. (West Bloomfield)
85	Evan Jones	DE	6-5	251	Sr.	Sr.-5	2L	West Lafayette, Ohio (Ridgewood)
93	Naquan Jones	DT	6-4	320	Fr.	Fr.	HS	Mount Prospect, Ill. (Evanston Township)
49	Shane Jones	LB	6-1	221	Jr.	Sr.	2L	Cincinnati, Ohio (Archbishop Moeller)
42	Hussien Kadry	TE	6-3	229	Jr.	Sr.	RS	Dearborn, Mich. (Fordson)

No.	Name	Pos.	Ht.	Wt.	Elig.	Cl.	Exp.	Hometown (Previous School)
12	Josh King	DE	6-6	267	Fr.	Fr.	HS	Darien, Ill. (Hinsdale South)
35	Nick Krumm	S	5-10	196	Fr.	So.	RS	Commerce Township, Mich. (Walled Lake Central)
11	Colar Kuhns	QB	6-2	211	So.	Jr.	SQ	Gaithersburg, Md. (Damascus)
13	Justin Layne	WR	6-2	180	Fr.	Fr.	HS	Cleveland, Ohio (Benedictine)
42	Zac Leimbach	S	5-11	195	Sr.	Sr.-5	1L	Walled Lake, Mich. (Walled Lake Central)
20	Davis Lewandowski	WR	6-0	200	Fr.	So.	RS	Okemos, Mich. (Okemos)
14	Brian Lewerke	QB	6-3	202	Fr.	So.	RS	Phoenix, Ariz. (Pinnacle)
45	Prescott Line	FB	6-0	253	Sr.	Gr.-5	TR	Oxford, Mich. (SMU)
63	Noah Listermann	OT	6-7	313	Fr.	So.	RS	Cincinnati, Ohio (Winton Woods)
28	Madre London	RB	6-1	206	So.	Jr.	1L	Little Rock, Ark. (St. Thomas Aquinas)
40	Collin Lucas	FB	6-0	235	So.	Jr.	SQ	Avon Lake, Ohio (Avon Lake)
72	Thiyo Lukusa	OL	6-5	333	Fr.	Fr.	HS	Traverse City, Mich. (DePaul Catholic)
14	Kenney Lyke	S	6-2	187	Fr.	Fr.	HS	Hoffman Estates, Ill. (William Fremd)
11	Jamal Lyles	TE	6-3	257	Sr.	Sr.-5	3L	Southfield, Mich. (Southfield-Lathrup)
55	Miguel Machado	OL	6-6	315	Sr.	Sr.-5	1L	Miami, Fla. (Pasadena City College)
86	Matt Macksood	WR	5-11	194	Sr.	Sr.-5	3L	Lansing, Mich. (Lansing Catholic Central)
88	Monty Madaris	WR	6-1	207	Sr.	Sr.-5	2L	Cincinnati, Ohio (Archbishop Moeller)
84	Brock Makaric	WR	6-3	188	Jr.	Sr.	SQ	Saginaw, Mich. (Heritage)
34	Drake Martinez	CB	6-2	208	Jr.	Jr.	SQ	Laguna Beach, Calif. (Saddleback College)
4	Malik McDowell	DL	6-6	276	Jr.	Jr.	2L	Detroit, Mich. (Southfield)
75	Benny McGowan	OG	6-3	333	Sr.	Sr.-5	3L	Centerville, Ohio (Centerville)
44	Grayson Miller	S	6-3	208	So.	So.	1L	Georgetown, Ky. (Scott)
10	Matt Morrissey	S	6-2	201	So.	Jr.	1L	Lincolnshire, Ill. (Adlai E. Stevenson)
9	Montae Nicholson	S	6-2	219	Jr.	Jr.	2L	Monroeville, Pa. (Gateway)
7	Tyler O'Connor	QB	6-3	228	Sr.	Sr.-5	3L	Lima, Ohio (Lima Central Catholic)
41	Gerald Owens	DL	6-2	299	So.	Jr.	SQ	Thorofare, N.J. (West Deptford)
77	Nick Padla	OL	6-6	308	So.	Jr.	1L	Berrien Springs, Mich. (Berrien Springs)
96	Mike Panasiuk	DT	6-3	309	Fr.	Fr.	HS	Roselle, Ill. (Lake Park West)
82	Josiah Price	TE	6-4	248	Sr.	Sr.-5	3L	Greentown, Ind. (Eastern)
37	Corey Pryor	DB	5-10	193	Fr.	Fr.	HS	Jackson, Mich. (Jackson)
26	Brandon Randle	LB	6-2	217	Fr.	Fr.	HS	Battle Creek, Mich. (Battle Creek Central)
37	Dante Razanno	LB	6-2	220	Fr.	Fr.	HS	Niles, Mich. (Edwardsburg)
33	Jon Reschke	LB	6-2	227	Jr.	Sr.	2L	Sterling Heights, Mich. (Brother Rice)
94	Auston Robertson	DE	6-4	275	Fr.	Fr.	HS	Fort Wayne, Ind. (Wayne)
58	Devyn Salmon	C	6-1	321	Jr.	Sr.	SQ	Plant City, Fla. (Plant City)
97	Brett Scanlon	K	5-11	210	Jr.	Sr.	RS	Dowagiac, Mich. (Western Michigan)
68	Jeremy Schram	OL	6-4	315	So.	Jr.	SQ	White Lake, Mich. (Orchard Lake St. Mary's)
60	Casey Schreiner	OG	6-4	291	So.	Jr.	SQ	Bethel Park, Pa. (Bethel Park)
3	LJ Scott	RB	6-1	230	So.	So.	1L	Hubbard, Ohio (Hubbard)
80	Matt Seybert	TE	6-4	250	Fr.	So.	TR	Traverse City, Mich. (Buffalo)
12	R.J. Shelton	WR	5-11	202	Sr.	Sr.	3L	Beaver Dam, Wis. (Beaver Dam)
89	Gabe Sherrod	DE	6-3	250	Sr.	Gr.-5	TR	Perryville, Md. (Delaware State)
29	Malik Smith	RB	5-9	215	Fr.	Fr.	HS	Boyer City, Mich. (Boyer City)
15	Tyson Smith	CB	5-11	170	So.	So.	1L	Southfield, Mich. (Orchard Lake St. Mary's)
81	Matt Sokol	TE	6-5	250	So.	Jr.	1L	Rochester, Mich. (Adams)
16	Brandon Sowards	WR	6-0	189	So.	Jr.	1L	Wyandotte, Mich. (Roosevelt)
51	Kyonta Stallworth	DL	6-3	280	Fr.	So.	RS	Detroit, Mich. (Martin Luther King)
25	Darrell Stewart Jr.	WR	6-1	207	Fr.	So.	RS	Houston, Texas (Nimitz)
6	Damion Terry	QB	6-4	232	Jr.	Sr.	2L	Erie, Pa. (Cathedral Prep)
17	Tyriq Thompson	LB	6-1	230	Fr.	So.	RS	Detroit, Mich. (Martin Luther King)
32	Nick Tompkins	RB	5-9	178	Sr.	Sr.-5	SQ	Snellville, Ga. (Brookwood)
11	Demetric Vance	S	6-2	200	Fr.	Fr.	HS	Detroit, Mich. (Cass Tech)
20	Jalen Watts-Jackson	S	5-11	186	So.	Jr.	1L	Detroit, Mich. (Orchard Lake St. Mary's)
67	Bryce Wilker	C	6-5	281	Fr.	So.	RS	Belding, Mich. (Belding Area)
48	Kenny Willekes	DL	6-3	235	Fr.	So.	RS	Rockford, Mich. (NorthPointe Christian)
22	Delton Williams	RB	6-1	228	Sr.	Sr.	3L	Erie, Pa. (Cathedral Prep)
92	Kevin Williams	DT	6-2	281	Sr.	Gr.-6	TR	Holland, Ohio (Nebraska)
99	Raequan Williams	DL	6-4	295	Fr.	So.	RS	Chicago, Ill. (DePaul College Prep)
27	Khari Willis	S	5-11	211	So.	So.	1L	Jackson, Mich. (Lumen Christi)
26	Austin Wolfe	WR	6-0	174	Jr.	Sr.	SQ	Springfield, Va. (Lake Braddock Secondary)

EXP. KEY – HS: High School; **RS:** Red-shirted; **JC:** Junior College; **TR:** Transfer; **SQ:** Squad Member; **L:** Letters Earned.



2016 SPARTAN FOOTBALL GAME NOTES



- 2016 PRESEASON ALL-AMERICAN (ATHLON SPORTS, THIRD TEAM)
- LOMBARDI AWARD, OUTLAND TROPHY AND RIMINGTON TROPHY WATCH LISTS

CAREER NOTES: Third-year player and two-year letterwinner has played in 30 career games, including 17 starts (14 at left guard, three at center) . . . slotted as the starting center and can also play left guard . . . preseason All-America selection by Athlon Sports (third team) . . . preseason All-Big Ten selection by Athlon Sports (first team) . . . named to watch lists for the Outland Trophy (nation's most outstanding interior lineman) and the Rimington Trophy (nation's most outstanding center).

2016 SEASON (JUNIOR): Has started all four games, starting the first three games at left guard before starting at center at Indiana . . . was starting center at Indiana, tallying six knockdowns . . . started the Wisconsin game at left guard and also saw time at center, registering four knockdowns . . . started at left guard at Notre Dame and also saw action at center, logging one dominator as part of offensive line-leading 7.5 knockdowns . . . graded out at a Big Ten Championship level vs. Furman, leading team with six dominators as part of 13 knockdowns, earning Spartan Offensive Lineman of the Week accolades.



CAREER NOTES: Third-year player slated as the starter at left tackle . . . primarily played guard in 2015 and made the transition to tackle in spring practice.

2016 SEASON (SOPHOMORE): Has started all four games at left tackle . . . started at left tackle at Indiana, registering one knockdown . . . posted three knockdowns, including one dominator in the Wisconsin game . . . tallied three dominators at Notre Dame to share the offensive line lead, as part of 6.5 knockdowns . . . started his first career game at left tackle vs. Furman and graded out at a winning level, logging 11.5 knockdowns including two dominators.



CAREER NOTES: Third-year player will compete for playing time at middle linebacker . . . is a third-generation Spartan, following in the footsteps of his grandfather Hank (guard, 1952-54) and father Shane (linebacker, 1983-86) who played football at Michigan State . . . his grandfather Jim Morse (halfback, 1954-56) played for Coach Terry Brennan at Notre Dame . . . his uncles Chuck Bullough (Michigan State, linebacker, 1988-91), Bobby Morse (Michigan State, running back, 1983-86) and Jim Morse (Notre Dame, cornerback, 1976-77) played college football . . . his brother Max was a four-year letterwinner (2010-13) and three-year starter at middle linebacker for the Spartans; he has spent the past two seasons with the Houston Texans (2014-15) . . . his brother Riley is currently a fifth-year senior linebacker on the Spartan roster.

2016 SEASON (SOPHOMORE): Has collected four tackles . . . posted career-high two tackles at Indiana . . . saw action against Wisconsin, registering one tackle . . . played in game at Notre Dame . . . saw action in Furman game, logging one tackle.

BULLOUGH'S CAREER HIGHS

Tackles: 2, vs. Indiana (10/1/16)

BULLOUGH'S STATISTICS (DEFENSE)

	G/GS	UT	AT	TM	TFL	SACKS	INT	PBU	FR	FF
2015	9/0	0	0	0	0-0	0-0	0	0	0	0
2016	4/0	1	3	4	0-0	0-0	0-0	0	0-0	0
Career	12/0	1	3	4	0-0	0-0	0-0	0	0-0	0

2016 SPARTAN FOOTBALL GAME NOTES



• BEDNARIK AWARD, BUTKUS AWARD, LOMBARDI AWARD, LOTT IMPACT TROPHY AND NAGURSKI TROPHY WATCH LISTS

CAREER NOTES: Fifth-year senior is in his second season as the starting middle linebacker in 2016 . . . voted as one of three Spartan captains . . . three-year letterwinner has played in 43 career games, including 16 starts, starting 13 of 14 games played in 2015 and two in 2016 . . . has 150 career tackles, including 13.5 for losses with 7.5 sacks . . . has four career interceptions, three fumble recoveries and two forced fumbles . . . started 13 games at middle linebacker in 2015 and played in all 14 games . . . fourth-team preseason All-America selection by Athlon Sports . . . preseason All-Big Ten choice by Athlon Sports (second team) . . . named to preseason watch lists for the Bednarik Award (college defensive player of the Year), Butkus Award (linebacker of the year), Lott IMPACT Trophy and Nagurski Trophy (defensive player of the year) . . . is a third-generation Spartan, following in the footsteps of his grandfather Hank (guard, 1952-54) and father Shane (linebacker, 1983-86) who played football at Michigan State . . . his grandfather Jim Morse (halfback, 1954-56) played for Coach Terry Brennan at Notre Dame . . . his uncles Chuck Bullough (Michigan State, linebacker, 1988-91), Bobby Morse (Michigan State, running back, 1983-86) and Jim Morse (Notre Dame, cornerback, 1976-77) played college football . . . his brother Max was a four-year letterwinner (2010-13) and three-year starter at middle linebacker for the Spartans; he has spent the past two seasons with the Houston Texans (2014-15) . . . his brother Byron is currently a sophomore linebacker on the Spartan roster.

2016 SEASON (SENIOR): Missed the last two games due to injury . . . started at middle linebacker at Notre Dame and registered four tackles with one tackle for loss . . . started Furman game at middle linebacker . . . logged eight tackles with one tackle for loss and added two QB hurries

BULLOUGH'S CAREER HIGHS (DEFENSE)

Tackles: 16, vs. Air Force (9/19/15)

Tackles for loss: 3, vs. Western Michigan (9/4/15)

Sacks: 3, vs. Western Michigan (9/4/15)

Interceptions: 1, four times (last vs. Maryland, 11/14/15)

BULLOUGH'S STATISTICS (DEFENSE)

	G/GS	UT	AT	TM	TFL	SACKS	INT	PBU	FR	FF
2013	14/0	1	2	3	0-0	0-0	0-0	0	0-0	0
2014	13/1	15	14	29	4-17	3.5-17	2-(-1)	0	1-0	0
2015	14/13	48	58	106	7.5-24	4-20	2-61	2	2-13	2
2016	2/2	6	6	12	2.0-3	0-0	0-0	0	0-0	0
Career	43/16	70	80	150	13.5-44	7.5-37	4-60	2	3-13	2

BULLOUGH'S STATISTICS (OFFENSE)

RUSHING	G/GS	ATT	YDS.	AVG.	TD	LG	YPG
2013	14/0	22	83	3.8	0	19	5.9

RECEIVING	REC.	YDS.	AVG.	TD	LG
2013	3	11	3.7	0	7

BULLOUGH'S GAME-BY-GAME STATISTICS

2014

DEFENSE	UT	AT	TM	TFL	SACKS	INT	PBU	FR	FF
Jacksonville State	2	1	3	0.5-2	0.5-2	0-0	0	0	0
Oregon	2	0	2	0-0	0-0	0-0	0	0	0
Eastern Michigan	1	2	3	0.5-0	0-0	0-0	0	0	0
Wyoming	2	0	2	1-4	1-4	0-0	0	0	0
Nebraska	2	1	3	0-0	0-0	0-0	0	1-0	0
Purdue	0	1	1	0-0	0-0	0-0	0	0	0
Indiana	1	1	2	0-0	0-0	0-0	0	0	0
Michigan	0	1	1	0-0	0-0	0-0	0	0	0
Ohio State	2	0	2	0-0	0-0	0-0	0	0	0
Maryland	1	0	1	1-4	1-4	0-0	0	0	0
Rutgers	0	2	2	0-0	0-0	1-0	0	0	0
Penn State	1	4	5	0.5-4	0.5-4	0-0	0	0	0
Baylor	1	1	2	0.5-3	0.5-3	1-(-1)	0	0	0
Totals	15	14	29	4-17	3.5-17	2-(-1)	0	1-0	0

2015

DEFENSE	UT	AT	TM	TFL	SACKS	INT	PBU	FR	FF
Western Michigan	7	2	9	3-15	3-15	0-0	0	0	0
Oregon	5	9	14	0-0	0-0	0-0	1	0	0
Air Force	5	11	16	0.5-1	0-0	0-0	0	0	0
Central Michigan	3	4	7	0-0	0-0	0-0	0	1-13	0
Purdue	2	3	5	0-0	0-0	0-0	0	1-0	0
Rutgers	4	0	4	0-0	0-0	0-0	0	0	0
Michigan	4	3	7	1.5-3	0.5-2	0-0	0	0	0
Indiana	0	5	5	0.5-1	0-0	0-0	0	0	0
Nebraska	0	5	5	0-0	0-0	1-17	0	0	0
Maryland	3	4	7	1-4	0.5-3	1-44	0	0	0
Ohio State	3	1	4	0-0	0-0	0-0	0	0	0
Penn State	4	3	7	0-0	0-0	0-0	1	0	1
Iowa	2	3	5	0.5-0	0-0	0-0	0	0	1
Alabama	6	5	11	0.5-0	0-0	0-0	0	0	0
Totals	48	58	106	7.5-24	4-20	2-61	2	2-13	2

2016

DEFENSE	UT	AT	TM	TFL	SACKS	INT	PBU	FR	FF
Furman	4	4	8	1.0-1	0-0	0-0	0	0-0	0
Notre Dame	2	2	4	1.0-2	0-0	0-0	0	0-0	0
Wisconsin						-DNP-INJURED			
Indiana						-DNP-INJURED			
Totals	6	6	12	2.0-3	0-0	0-0	0	0-0	0



2016 SPARTAN FOOTBALL GAME NOTES



JOSH BUTLER 5-11 | 180 | RS
 MESQUITE, TEXAS
 West Mesquite

19 **CB**
 FR.

CAREER NOTES: Second-year player will compete for time at cornerback.

2016 SEASON (RED-SHIRT FRESHMAN): Has played in all four games . . . played in the Wisconsin game, logging his first tackle as a Spartan . . . saw action at Notre Dame . . . made Spartan debut in Furman game.



BRANDON CLEMONS 6-3 | 302 | 3L
 MILFORD, PENNSYLVANIA
 Delaware Valley

64 **OG**
 SR.-6

CAREER NOTES: Three-year letterwinner was granted a sixth year of eligibility for the 2016 season (missed majority of his first two seasons due to injuries) . . . listed as the starting right guard on the depth chart . . . experienced lineman has seen action in 35 career games, including five starts . . . graduated with his bachelor's degree in psychology in December 2015.

2016 SEASON (SENIOR): Has started all four games at right guard . . . was starting right guard at Indiana and posted one knockdown . . . led the offensive line with 4.5 knockdowns in Wisconsin game . . . logged one dominator at Notre Dame, and also saw action on defensive line in goal-line situations . . . recorded eight knockdowns, including two dominators, vs. Furman.



DEMETRIUS COOPER 6-5 | 253 | 2L
 CHICAGO, ILLINOIS
 Percy L. Julian

98 **DE**
 JR.

CAREER NOTES: Fourth-year player is listed as one of the starting defensive ends on the depth chart . . . preseason All-Big Ten selection by Athlon Sports (third team) . . . two-year letterwinner has 41 career tackles in 30 games (five starts), including 11.5 for losses and 6.5 sacks.

2016 SEASON (JUNIOR): Has started all four games at defensive end . . . posted three tackles after starting at defensive end at Indiana . . . started at defensive end in Wisconsin game, registering one tackle with half a sack and one QB hurry . . . named Spartan "Unsung Hero" team award after his performance at Notre Dame, where he started at defensive end and posted two tackles, including 1.5 tackles for loss and added one QB hurry . . . logged three tackles, including one for loss of eight yards, vs. Furman.

COOPER'S CAREER HIGHS

Tackles: 5, vs. Central Michigan (9/26/15)
 Tackles for loss: 1.5, vs. Notre Dame (9/17/16)
 Sacks: 1, five times

COOPER'S STATISTICS

	G/GS	UT	AT	TM	TFL	SACKS	INT	PBU	FR	FF
2014	13/0	5	5	10	2-14	1-9	0-0	1	1-0	0
2015	13/1	11	11	22	6.5-16	5-14	0-0	0	1-0	2
2016	4/4	5	4	9	3.0-14	0.5-3	0-0	0	0-0	0
Career	30/5	21	20	41	11.5-36	6.5-26	0-0	1	2-0	2

COOPER'S GAME-BY-GAME STATISTICS

2015										
DEFENSE	UT	AT	TM	TFL	SACKS	INT	PBU	FR	FF	
Western Michigan	2	0	2	1-2	1-2	0	0	0	0	0
Oregon	2	2	4	0.5-2	0.5-2	0	0	0	0	0
Air Force					-DNP-					
Central Michigan	1	4	5	1-2	1-2	0	0	0	0	0
Purdue	0	0	0	0-0	0-0	0	0	0	0	0
Rutgers	2	0	2	1-2	0-0	0	0	0	0	0
Michigan	0	1	1	0.5-2	0.5-2	0	0	0	0	0
Indiana	0	1	1	0.5-0	0-0	0	0	0	0	0
Nebraska	0	0	0	0-0	0-0	0	0	0	0	0
Maryland	1	2	3	0-0	0-0	0	0	1-0	1	
Ohio State	0	0	0	0-0	0-0	0	0	0	0	0
Penn State	0	0	0	0-0	0-0	0	0	0	0	0
Iowa	2	0	2	1-4	1-4	0	0	0	0	1
Alabama	1	1	2	1-2	1-2	0	0	0	0	0
Totals	11	11	22	6.5-16	5-14	0	0	1-0	2	

2016										
DEFENSE	UT	AT	TM	TFL	SACKS	INT	PBU	FR	FF	
Furman	3	0	3	1.0-8	0-0	0-0	0	0-0	0	
Notre Dame	1	1	2	1.5-3	0-0	0-0	0	0-0	0	
Wisconsin	0	1	1	0.5-3	0.5-3	0-0	0	0-0	0	
Indiana	1	2	3	0-0	0-0	0-0	0	0-0	0	
Totals	5	4	9	3.0-14	0.5-3	0-0	0	0-0	0	

2016 SPARTAN FOOTBALL GAME NOTES



CAREER NOTES: Promising third-year player listed as the starting boundary cornerback on the depth chart . . . has played in six career games, including four starts . . . started at cornerback in two games in 2015 to earn his first letter; injured his neck against Oregon in Week 2 and missed the rest of the season . . . participated in winter conditioning and spring practice . . . preseason All-Big Ten selection (fourth team) by Athlon Sports.

2016 SEASON (SOPHOMORE): Ranks fifth on the team with 35 production points . . . tied for second on team with two pass break-ups and fifth on team in tackles with 21 . . . has started last two games . . . snared first interception of season and second of career at Indiana, adding four tackles after starting at boundary cornerback . . . made first start of season in Wisconsin game, starting at boundary cornerback . . . logged a career-high eight tackles against the Badgers . . . tallied three tackles and registered career-best two pass break-ups at Notre Dame, ranking second among MSU defensive backs with 11 production points . . . posted six tackles in season-opener vs. Furman.

COPELAND'S CAREER HIGHS

Tackles: 8, vs. Wisconsin (9/24/16)
 Tackles for loss: 2, vs. Western Michigan (9/4/15)
 Interceptions: 1, twice, (last vs. Indiana, 10/3/16)
 Pass Break-ups: 2, vs. Notre Dame (9/17/16)

COPELAND'S STATISTICS

	G/GS	UT	AT	TM	TFL	SACKS	INT	PBU	FR	FF
2015	2/2	6	1	7	2-4	0-0	1-0	1	0	0
2016	4/2	11	10	21	0-0	0-0	1-0	2	0	0
Career	6/4	17	11	28	2-4	0-0	2-0	3	0	0

COPELAND'S GAME-BY-GAME STATISTICS

2015										
DEFENSE	UT	AT	TM	TFL	SACKS	INT	PBU	FR	FF	
Western Michigan	4	0	4	2-4	0-0	1-0	1	0	0	
Oregon	2	1	3	0-0	0-0	0-0	0	0	0	
Totals	6	1	7	2-4	0-0	1-0	1	0	0	
2016										
DEFENSE	UT	AT	TM	TFL	SACKS	INT	PBU	FR	FF	
Furman	2	4	6	0-0	0-0	0-0	0	0	0	
Notre Dame	3	0	3	0-0	0-0	0-0	2	0	0	
Wisconsin	3	5	8	0-0	0-0	0-0	0	0	0	
Indiana	3	1	4	0-0	0-0	1-0	0	0	0	
Totals	11	10	21	0-0	0-0	1-0	2	0	0	

CAREER NOTES: Freshman wide receiver who has contributed immediately in 2016 . . . enrolled at Michigan State on Jan. 11, 2016, for the beginning of the spring semester and participated in spring practice . . . named the top impact freshman for the Spartans by ESPN.com.

2016 SEASON (FRESHMAN): Second on team in receiving yards (224) and ranks third in receptions (14) . . . four of his catches have gone for 20-plus yards . . . 10 of his 14 catches (71.4 percent) have gone for either a first down or touchdown . . . had four catches for 35 yards at Indiana . . . saw action in Wisconsin game, leading team with 84 receiving yards on four catch with a new career-long of 40 yards, and added two rushes for three yards . . . named Spartan "The One" team award recipient for his breakout performance at Notre Dame with four catches for 88 yards and his first TD of his career on an acrobatic 38-yard catch, leaping over and taking the ball away from the Notre Dame defensive back, and added a 28-yard catch on third-and-7 late in the game to help secure the victory . . . made Spartan debut in Furman game, snaring two catches for 17 yards and added one rush for one yard.

CORLEY'S CAREER HIGHS

Receptions: 4, three times, (last vs. Indiana 10/1/16)
 Receiving yards: 88, vs. Notre Dame (9/17/16)
 Receiving TDs: 1, vs. Notre Dame (9/17/16)

CORLEY'S STATISTICS

RECEIVING	G/GS	REC.	YDS.	AVG.	TD	LG	YPG
2016	4/0	14	224	16.0	1	40	56.0
RUSHING	ATT	YDS.	AVG.	TD	LG	YPG	
2016	3	4	1.3	1	3	1.3	

CORLEY'S GAME-BY-GAME STATISTICS - RECEIVING

2016				
RECEIVING	NO.	YDS	TD	LG
Furman	2	17	0	11
Notre Dame	4	88	1	38
Wisconsin	4	84	0	40
Indiana	4	35	0	13
Totals	14	224	1	40
RUSHING	ATT	YDS	TD	LG
Furman	1	1	0	1
Notre Dame	0	0	0	0
Wisconsin	2	3	0	3
Indiana	0	0	0	0
Totals	3	4	1	3



2016 SPARTAN FOOTBALL GAME NOTES



CAREER NOTES: Fifth-year senior enters his second season as a starter in 2016 . . . voted as one of three Spartan team captains . . . listed as a starter at safety, but can also play cornerback . . . three-year letterwinner has 138 tackles, which is identical to fellow safety Montae Nicholson, right down to the same number of solo (80) and assists (58) . . . also has a total of 14 passes defended (three interceptions, 11 pass break-ups) in 45 career games, including 19 starts (10 at safety, nine at cornerback) . . . third-team All-Big Ten selection by coaches and honorable mention by the media in 2015.

2016 SEASON (SENIOR): Tied for the team lead in tackles with linebacker Chris Frey with 27 . . . tied for second on team with two pass break-ups . . . has started all four games at free safety . . . logged four tackles in starting at free safety at Indiana . . . started Wisconsin game at free safety, recording career-high and game-best 14 tackles, his first double-digit tackle outing, ranking third among both defensive backs and overall defense with 20 production points . . . started at Notre Dame at free safety, logging two tackles . . . posted seven tackles and added one pass break-up vs. Furman.

COX'S CAREER HIGHS

Tackles: 14, vs. Wisconsin (9/24/16)

Tackles for loss: 1, four times

Sacks: 1, vs. Ohio State (11/8/14)

Pass Break-ups: 2, three times (last vs. Indiana, 10/24/15)

Interceptions: 1, three times (last vs. Iowa, 12/5/15)

COX'S STATISTICS

	G/GS	UT	AT	TM	TFL	SACKS	INT	PBU	FR	FF
2013	14/0	3	3	6	0-0	0-0	0-0	0	0	0
2014	13/1	19	7	26	2-20	1-14	0-0	2	1-0	1
2015	14/14	48	31	79	2-4	0-0	3-14	7	1-77	0
2016	4/4	10	17	27	0.5-1	0-0	0-0	2	0-0	0
Career	45/19	80	58	138	4.5-25	1-14	3-14	11	2-77	1

COX'S GAME-BY-GAME STATISTICS

2015

DEFENSE	UT	AT	TM	TFL	SACKS	INT	PBU	FR	FF
Western Michigan	3	1	4	0-0	0-0	0-0	2	0	0
Oregon	3	4	7	0-0	0-0	0-0	2	0	0
Air Force	1	4	5	0-0	0-0	0-0	0	0	0
Central Michigan	3	2	5	0-0	0-0	0-0	0	0	0
Purdue	2	1	3	0-0	0-0	1-0	0	0	0
Rutgers	7	1	8	1-1	0-0	0-0	0	0	0
Michigan	6	2	8	0-0	0-0	0-0	0	0	0
Indiana	4	2	6	0-0	0-0	0-0	2	0	0
Nebraska	3	2	5	1-3	0-0	1-14	0	0	0
Maryland	2	1	3	0-0	0-0	0-0	1	0	0
Ohio State	2	2	4	0-0	0-0	0-0	0	0	0
Penn State	4	3	7	0-0	0-0	0-0	0	1-77	0
Iowa	3	4	7	0-0	0-0	1-0	0	0	0
Alabama	5	2	7	0-0	0-0	0-0	0	0	0
Totals	48	31	79	2-4	0-0	3-14	7	1-77	0

2016

DEFENSE	UT	AT	TM	TFL	SACKS	INT	PBU	FR	FF
Furman	2	5	7	0-0	0-0	0-0	1	0-0	0
Notre Dame	2	0	2	0-0	0-0	0-0	0	0-0	0
Wisconsin	4	10	14	0.5-1	0-0	0-0	1	0-0	0
Indiana	2	2	4	0-0	0-0	0-0	0	0-0	0
Totals	10	17	27	0.5-1	0-0	0-0	2	0-0	0



CAREER NOTES: Fifth-year senior enters his third season as the starting kickoff specialist . . . is also the back-up placekicker . . . averaging 62.0 yards per kickoff in his career . . . has 75 touchbacks (38.5 percent; 75-for-195 in touchbacks) . . . graduated with his bachelor's degree in economics in August 2016.

2016 SEASON (SENIOR): Averaging 62.1 yards per kickoff this season with five touchbacks . . . booted four kickoffs for an average of 59.2 ypk at Indiana . . . had three kickoff in Wisconsin for 61.3 ypk average . . . named Spartan Special Teams Player of the Week for his performance at Notre Dame booming six kickoffs, with two touchbacks and limiting Notre Dame to just 14.0 yards per kick return, including an average field position at the ND 24 on the six kickoffs . . . Registered five kickoffs vs. Furman, averaging 62.8 ypk with three touchbacks.

CRONIN'S STATISTICS

KICKOFFS	G	NO	YDS.	AVG.	TB	OB
2013	1	2	125	62.5	1	0
2014	13	99	6,279	63.4	46	2
2015	14	76	4,564	60.1	23	2
2016	4	18	1,118	62.1	5	3
Career	32	195	12,086	62.0	75	7

2016 SPARTAN FOOTBALL GAME NOTES



CAREER NOTES: Three-year letterwinner was granted sixth year of eligibility by NCAA (missed entire 2015 season with torn ACL he suffered in preseason camp) and made season-debut at Notre Dame on Sept. 17 . . . was the starting Sam linebacker for the Spartans in 2014 . . . has 80 tackles, including 16.5 for losses (72 yards) and 11 sacks (53 yards), in 43 career games . . . was featured on the 2015 Bednarik Award Watch List (defensive player of the year) . . . was also a 2015 preseason All-Big Ten pick by Lindy's (first team), Sporting News (first team), Athlon Sports (second team) and Phil Steele (second team).

2016 SEASON (SENIOR): Has seen limited action in three games as he continues to recover from his knee injury suffered last season . . . saw action in both Indiana and Wisconsin games . . . made season debut at Notre Dame, but did not register any tackles.

DAVIS' CAREER HIGHS

Tackles: 9, vs. Maryland (11/15/14)
Tackles for loss: 2.5, vs. Michigan (11/2/13)
Sacks: 2.5, vs. Michigan (11/2/13)

DAVIS' STATISTICS

	G/GS	UT	AT	TM	TFL	SACKS	INT	PBU	FR	FF
2012	13/0	0	5	5	0.5-4	0-0	0-0	0	0	0
2013	14/0	8	9	17	4-20	4-20	0-0	0	0	0
2014	13/12	31	27	58	12-48	7-33	0-0	2	0	1
2015	-DNP-INJURED-									
2016	3/0	0	0	0	0.0-0	0-0	0-0	0	0	0
Career	43/12	39	41	80	16.5-72	11-53	0-0	2	0	1

DAVIS' GAME-BY-GAME STATISTICS

2014	DEFENSE	UT	AT	TM	TFL	SACKS	INT	PBU	FR	FF
Jacksonville State	1	3	4	2-10	1.5-9	0-0	0-0	0	0	0
Oregon	1	2	3	0.5-2	0-0	0-0	0-0	0	0	0
Eastern Michigan	1	1	2	0.5-4	0.5-4	0-0	0-0	0	0	0
Wyoming	1	2	3	1-2	1-2	0-0	0-0	0	0	0
Nebraska	2	3	5	1.5-3	1-2	0-0	0-0	0	0	1
Purdue	3	2	5	1.5-9	1-7	0-0	1	0	0	0
Indiana	5	1	6	1-1	1-1	0-0	0-0	0	0	0
Michigan	4	2	6	2-6	0-0	0-0	0-0	0	0	0
Ohio State	1	3	4	0-0	0-0	0-0	0-0	0	0	0
Maryland	4	5	9	1-3	0-0	0-0	0-0	0	0	0
Rutgers	5	2	7	0-0	0-0	0-0	0-0	0	0	0
Penn State	2	0	2	0-0	0-0	0-0	1	0	0	0
Baylor	1	1	2	1-8	1-8	0-0	0-0	0	0	0
Totals	31	27	58	12-48	7-33	0-0	2	0	0	1

2016	DEFENSE	UT	AT	TM	TFL	SACKS	INT	PBU	FR	FF
Furman						-DNP-				
Notre Dame	0	0	0	0-0	0-0	0-0	0-0	0	0	0
Wisconsin	0	0	0	0-0	0-0	0-0	0-0	0	0	0
Indiana	0	0	0	0-0	0-0	0-0	0-0	0	0	0
Totals	0	0	0	0-0	0-0	0-0	0-0	0	0	0

CAREER NOTES: Second-year player is expected to be a significant contributor on offense in his second year in 2016 . . . slotted as the starting split end.

2016 SEASON (SOPHOMORE): Has four catches for 51 yards . . . posted his first TD catch of his Spartan career with a 13-yard reception from Tyler O'Connor in the Furman game after making first career start . . . finished the Furman game with three catches for 40 yards and one TD, all career-bests.

DAVIS' CAREER HIGHS

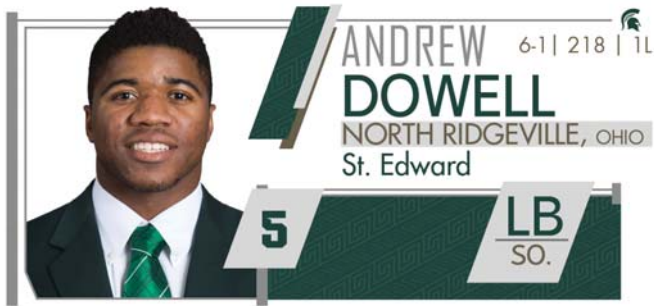
Receptions: 3, vs. Furman (9/2/16)
Receiving yards: 40, vs. Furman (9/2/16)
Touchdowns: 1, vs. Furman (9/2/16)

DAVIS' STATISTICS

	RECEIVING	G/GS	REC.	YDS.	AVG.	TD	LG	YPG
2015		7/0	2	50	25.0	0	28	7.1
2016		4/1	4	51	12.8	1	16	12.8
Career		11/1	6	101	16.8	1	28	9.2



2016 SPARTAN FOOTBALL GAME NOTES



CAREER NOTES: Second-year player listed as the starting Star linebacker on the depth chart . . . his twin brother, David, is a redshirt freshman cornerback on the Spartan roster.

2016 SEASON (SOPHOMORE): Ranks fourth on the team in tackles with 22 . . . has logged career-best eight tackles in two games this season, which are same two games that he has started (Furman, Indiana) . . . was starting Star linebacker at Indiana and tied his career-high with eight tackles and had his first career pass break-up . . . recorded two tackles against Wisconsin . . . named Spartan "The One" team award recipient after posting team-high 18 production points on defense . . . logged four tackles at Notre Dame, including first career sack for loss of six yards . . . made first career start in Furman game and made a smashing debut, snaring an interception that was selected as ESPN SportsCenter's Top Ten No. 1 play of the day . . . tallied career-best eight tackles against the Paladins.

DOWELL'S CAREER HIGHS

Tackles: 8, twice (last vs. Indiana 10/1/16)
Tackles for loss: 1, twice (last vs. Notre Dame, 9/17/16)
Pass break-ups: 1, vs. Indiana (10/1/16)

DOWELL'S STATISTICS

	G/GS	UT	AT	TM	TFL	SACKS	INT	PBU	FR	FF
2015	13/0	9	13	22	1-2	0-0	0-0	0	1-2	0
2016	4/2	13	9	22	1-6	1-6	1-0	1	0	0
Career	17/2	22	22	44	2-8	1-6	1-0	1	1-2	0

DOWELL'S GAME-BY-GAME STATISTICS

2016										
DEFENSE	UT	AT	TM	TFL	SACKS	INT	PBU	FR	FF	
Furman	4	4	8	0-0	0-0	1-0	0	0	0	0
Notre Dame	3	1	4	1-6	1-6	0-0	0	0	0	0
Wisconsin	0	2	2	0-0	0-0	0-0	0	0	0	0
Indiana	6	2	8	0-0	0-0	0-0	1	0	0	0
Totals	13	9	22	1-6	1-6	1-0	1	0	0	0



CAREER NOTES: Third-year player is listed as the starting Sam linebacker on the depth chart . . . two-year letterwinner has 69 tackles in 31 career games.

2016 SEASON (JUNIOR): Tied for the team-lead in tackles with 27 with safety Demetrius Cox . . . ranks third on the team with 43 production points . . . has logged eight or more stops in the last two games as part of three of the four games this season . . . has led the linebacker corps in production points each of the last two games . . . has started all four games at Sam linebacker . . . led the entire defense with 16 production points after starting at Indiana at Sam linebacker; shared team-leading tackles honors with eight stops, adding half a tackle for loss . . . posted eight tackles including one for loss against Wisconsin, leading the linebacking corps in production points with 10 . . . logged two tackles and three QB hurries at Notre Dame . . . made first career start at Sam linebacker in Furman game and registered team-leading and career-high nine tackles, adding one QB hurry.

FREY'S CAREER HIGHS

Tackles: 9, vs. Furman (9/27/16)
Tackles for loss: 1, five times (last vs. Wisconsin, 9/24/16)
Sacks: 1, twice (last vs. Maryland, 11/14/15)

FREY'S STATISTICS

	G/GS	UT	AT	TM	TFL	SACKS	INT	PBU	FR	FF
2014	13/0	8	11	19	0-0	0-0	0-0	0	1-0	0
2015	14/0	13	10	23	5-24	2.5-14	0-0	0	1-0	0
2016	4/4	13	14	27	1.5-3	0-0	0-0	0	0-0	0
Career	31/4	34	35	69	6.5-27	2.5-14	0-0	0	2-0	0

FREY'S GAME-BY-GAME STATISTICS

2015										
DEFENSE	UT	AT	TM	TFL	SACKS	INT	PBU	FR	FF	
Western Michigan	0	1	1	0-0	0-0	0-0	0	0	0	0
Oregon	2	2	4	1-7	1-7	0-0	0	0	0	0
Air Force	1	0	1	1-5	0-0	0-0	0	0	0	0
Central Michigan	0	0	0	0-0	0-0	0-0	0	0	0	0
Purdue	1	0	1	0-0	0-0	0-0	0	0	0	0
Rutgers	0	1	1	0.5-6	0.5-6	0-0	0	0	0	0
Michigan	3	1	4	0.5-2	0-0	0-0	0	0	0	0
Indiana	0	0	0	0-0	0-0	0-0	0	1-0	0	0
Nebraska	1	2	3	0-0	0-0	0-0	0	0	0	0
Maryland	1	1	2	1-1	1-1	0-0	0	0	0	0
Ohio State	1	0	1	0-0	0-0	0-0	0	0	0	0
Penn State	1	2	3	1-3	0-0	0-0	0	0	0	0
Iowa	1	0	1	0-0	0-0	0-0	0	0	0	0
Alabama	0	1	1	0-0	0-0	0-0	0	0	0	0
Totals	12	11	23	5-24	2.5-14	0-0	0	1-0	0	0

2016										
DEFENSE	UT	AT	TM	TFL	SACKS	INT	PBU	FR	FF	
Furman	1	8	9	0-0	0-0	0-0	0	0-0	0	0
Notre Dame	2	0	2	0-0	0-0	0-0	0	0-0	0	0
Wisconsin	4	4	8	1-2	0-0	0-0	0	0-0	0	0
Indiana	6	2	8	0.5-1	0-0	0-0	0	0-0	0	0
Totals	13	14	27	1.5-3	0-0	0-0	0	0-0	0	0

2016 SPARTAN FOOTBALL GAME NOTES



CAREER NOTES: Three-year letterwinner enters his fourth year as the starting place-kicker in 2016 . . . has made 43 of his 62 career field-goal attempts (.694) . . . made a school-record 98 consecutive point-after attempts (streak ran from Nov. 23, 2013, vs. Northwestern to Sept. 26, 2015, vs. Central Michigan); that streak is also tied for the ninth longest in Big Ten history . . . became MSU's career record holder for extra-points made in the game at Notre Dame, making his 165th, passing Brett Swenson (2006-09) for the school record with 164 and now has 170 career PATs . . . also ranks fourth in points (299), sixth in field-goal percentage (.694) and ninth in field goals made (43) . . . needs just one more point to become just the fourth player in MSU history with 300 career points . . . set an MSU single-season record as a true freshman by making 93.8 percent of his field-goal attempts (15-of-16), which ranked first in the Big Ten and tied for fourth in the NCAA FBS.

2016 SEASON (SENIOR): Was 3-for-3 on PATs at Indiana, missing two field goals, both of 40+ yards . . . was 2-for-2 on FGs against Wisconsin, making 48-yard FG, his second-longest FG of career . . . has 11 games with multiple FGs . . . made 4-for-4 PATs at Notre Dame, becoming MSU's career PAT record holder with his second of the game, which gave him 165 for his career, passing Brett Swenson (2006-09) for the school record with 164 . . . Was perfect 4-for-4 on PATs in Furman game.

GEIGER'S CAREER HIGHS

Extra Points Made 10, vs. Eastern Michigan (9/20/14)
 Extra Points Att. 10, vs. Eastern Michigan (9/20/14)
 Field Goals Made 4, vs. Iowa (10/5/13)
 Field Goals Att. 5, twice (last vs. Iowa, 12/5/15)
 Points 14, vs. Iowa (10/5/13)
 Field Goal 49, vs. Iowa (10/5/13)

GEIGER'S STATISTICS

SCORING	PAT (Pct.)	FG (Pct.)	PTS	LG
2013	36-38 (.947)	15-16 (.938)	81	49
2014	72-72 (1.000)	14-22 (.636)	114	42
2015	51-53 (.962)	12-19 (.632)	87	47
2016	11-11 (1.000)	2-5 (.400)	17	48
Career	170-174 (.977)	43-62 (.694)	299	49

FG BREAKDOWN	-20	20-29	30-39	40-49	50+	Total
2013	0-0	3-3	4-5	8-8	0-0	15-16
2014	0-0	4-4	7-10	3-8	0-0	14-22
2015	0-0	4-5	4-7	4-5	0-2	12-19
2016	0-0	0-0	0-0	2-5	0-0	2-5
Career	0-0	11-12	15-22	17-26	0-2	43-62

GEIGER'S GAME-BY-GAME STATISTICS

2013	OPPONENT	PATs	FGs	LG	PTS
	Western Michigan		-DNP-		
	South Florida		-DNP-		
	Youngstown State		-DNP-		
	Notre Dame	1-1	2-2	42	7
	Iowa	2-2	4-5	49	14
	Indiana	6-6	0-0	-	6
	Purdue	2-2	0-0	-	2
	Illinois	6-6	0-0	-	6
	Michigan	2-3	3-3	44	11
	Nebraska	5-5	2-2	45	11
	Northwestern	3-4	1-1	37	6
	Minnesota	2-2	0-0	-	2
	Ohio State	4-4	2-2	44	10
	Stanford	3-3	1-1	31	6
	Totals	36-38	15-16	49	81

2014	OPPONENT	PATs	FGs	LG	PTS
	Jacksonville State	6-6	1-2	35	9
	Oregon	3-3	2-2	42	9
	Eastern Michigan	10-10	1-1	30	13
	Wyoming	7-7	0-0	0	7
	Nebraska	3-3	2-3	28	9
	Purdue	6-6	1-2	42	9
	Indiana	8-8	0-1	-	8
	Michigan	5-5	0-1	-	5
	Ohio State	4-4	1-2	40	7
	Maryland	4-4	3-4	35	13
	Rutgers	6-6	1-1	23	9
	Penn State	4-4	2-3	39	10
	Baylor	6-6	0-0	-	6
	Totals	72-72	14-22	42	114

2015	OPPONENT	PATs	FGs	LG	PTS
	Western Michigan	4-4	1-1	21	7
	Oregon	4-4	1-2	36	7
	Air Force	5-5	0-1	-	5
	Central Michigan	3-4	1-1	47	6
	Purdue	3-3	1-2	30	6
	Rutgers	4-4	1-2	30	7
	Michigan	3-3	0-0	-	3
	Indiana	7-7	1-1	21	10
	Nebraska	5-5	1-1	46	8
	Maryland	3-3	1-1	35	6
	Ohio State	2-2	1-2	41	5
	Penn State	7-8	0-0	-	7
	Iowa	1-1	3-5	47	10
	Alabama		-DNP-		
	Totals	51-53	12-19	47	87

2016	OPPONENT	PATs	FGs	LG	PTS
	Furman	4-4	0-1	--	4
	Notre Dame	4-4	0-0	--	4
	Wisconsin	0-0	2-2	48	6
	Indiana	3-3	0-2	--	3
	Totals	11-11	2-5	48	17

MSU CAREER POINTS SCORED LIST

1. Brett Swenson 2006-09 377
2. Dave Rayner 2001-04 334
3. John Langeloh 1987-90 308
4. Michael Geiger 2013-pres. 299
5. Dan Conroy 2009-12 283

MSU CAREER EXTRA POINTS LIST

1. Michael Geiger (171 attempts) 2013-pres. 170
2. Brett Swenson (166) 2006-09 164
3. Dave Rayner (151) 2001-04 148

MSU CAREER FIELD GOAL PERCENTAGE LIST

1. Paul Edinger 1996-99 79.3 (46-58)
2. Brett Swenson 2006-09 78.0 (71-91)
3. Dan Conroy 2008-12 77.5 (55-71)
4. John Langeloh 1987-90 72.2 (57-79)
5. Kevin Muma 2009-13 71.4 (5-7)
6. Michael Geiger 2013-pres. 69.4 (43-62)
7. Chris Gardner 1994-97 69.3 (52-75)

MSU CAREER FIELD GOALS MADE LIST

1. Brett Swenson (91 attempts) 2006-09 71
2. Dave Rayner (90) 2001-04 62
3. John Langeloh (79) 1987-90 57
4. Dan Conroy (71) 2008-12 55
5. Chris Gardner (75) 1994-97 52
6. Paul Edinger (58) 1996-99 46
7. Morten Andersen (72) 1978-81 45
8. Hans Nielson (72) 1974-77 44
9. Michael Geiger (62) 2013-pres. 43



2016 SPARTAN FOOTBALL GAME NOTES



JAKE HARTBARGER 6-4 | 206 | 1L
WATERVILLE, OHIO
Anthony Wayne

25 **P**
SO.

CAREER NOTES: Third-year player enters his second season as the starting punter in 2016 . . . is just the third starting punter in the Mark Dantonio era (Aaron Bates: 2007-10; Mike Sadler: 2011-14) . . . preseason All-Big Ten selection by Athlon Sports (third team) . . . has 20 punts of 50-plus yards . . . has placed 28 of 75 career punts (.373) inside the 20 and 15 inside the 10 (.200).

2016 SEASON (SOPHOMORE): Averaging 41.7 yards per punt to rank sixth in the B1G in punting . . . 33.3 percent of his punts (5-of-15) have been placed inside the 10 . . . had five punts for an average of 39.4 ypp at Indiana with a season-long 59-yarder as well as pinning one inside the 10 . . . boomed two of his three punts in the Wisconsin game for over 50 yards, including a 57-yarder for his third-longest punt of career, finishing with 51.0 ypp average, his second-best outing of career, with one inside the 20 . . . punted seven times for a 38.0 yards per punt average at Notre Dame, getting three inside the 20 including two inside the 10, highlighted one downed at the 1 . . . named Spartan Special Teams Player of the Week for his performance in Furman game, punting three times for a 44.7 yards per punt average . . . placed three punts inside the 20, and two inside the 10 against the Paladins.

HARTBARGER'S CAREER HIGHS

Punts: 9, vs. Alabama (12/31/15)
Punting Yards: 411, vs. Alabama (12/31/15)
Punting Avg. (Min. 4): 51.4, vs. Oregon (9/12/15)
Punts Inside 20: 4, vs. Maryland (11/14/15)
Longest Punt: 60, vs. Nebraska (11/7/15)

HARTBARGER'S STATISTICS

PUNTING	G	NO.	YDS.	AVG.	LG	I20	I10	50+
2015	14	57	2434	42.7	61	21	10	17
2016	4	18	750	41.7	59	7	5	4
Career	18	75	3184	42.5	61	28	15	21

HARTBARGER'S GAME-BY-GAME STATISTICS

2015								
PUNTING	NO.	YDS	AVG	LG	I20	I10	50+	
Western Michigan	4	189	47.2	55	2	1	2	
Oregon	5	257	51.4	55	1	0	4	
Air Force	3	133	44.3	52	1	1	2	
Central Michigan	3	119	39.7	46	2	1	0	
Purdue	5	207	41.4	52	2	1	1	
Rutgers	2	35	17.5	24	0	0	0	
Michigan	1	33	33.0	33	0	0	0	
Indiana	4	170	42.5	56	1	1	1	
Nebraska	3	135	45.0	60	1	1	1	
Maryland	7	297	42.4	56	4	2	2	
Ohio State	5	202	40.4	51	3	1	1	
Penn State	2	83	41.5	44	1	0	0	
Iowa	4	163	40.8	61	2	0	1	
Alabama	9	411	45.7	54	1	1	1	
Totals	57	2434	42.7	61	21	10	17	

2016								
PUNTING	NO.	YDS	AVG	LG	I20	I10	50+	
Furman	3	134	44.7	58	3	2	1	
Notre Dame	7	266	38.0	42	2	2	0	
Wisconsin	3	153	51.0	57	1	0	2	
Indiana	5	197	39.4	59	1	1	1	
Totals	18	750	41.7	59	7	5	4	

HARTBARGER IN THE MSU RECORD BOOK

Punt Yards: 16th (3,184)
Punt Attempts: 19th (75)
Yards Per Punt Average: 6th (42.5)



DARIAN HICKS 5-11 | 184 | 3L
SOLON, OHIO
Solon

2 **CB**
SR.

CAREER NOTES: Three-year letterwinner slotted as the starting field cornerback . . . has 77 tackles, three interceptions and 12 pass break-ups in 42 career games, including 20 starts.

2016 SEASON (SENIOR): Leads team with a career-high six pass break-ups and has one interception, to rank tied for second in the B1G and tied for fifth in the NCAA in passes defended per game (1.8) . . . has started all four games at cornerback . . . ranks second on the team with 54 production points . . . notched three tackles and one pass break-up at Indiana . . . led the defense with 33 production points vs. Wisconsin, snaring first interception of season to go with six tackles, including one for loss . . . tallied three tackles at Notre Dame . . . registered two tackles and a career-high three pass break-ups in Furman game . . . his 16 production points against the Paladins were the most by a defensive back and tied for second most on the team.

HICKS' CAREER HIGHS

Tackles: 9, vs. Penn State (11/28/15)
Tackles for loss: 1, twice, (last vs. Wisconsin, 9/26/16)
Pass break-ups: 3, vs. Furman, 9/2/16
Interceptions: 1, three times (last vs. Wisconsin, 9/26/16)

HICKS' STATISTICS

	G/GS	UT	AT	TM	TFL	SACKS	INT	PBU	FR	FF
2013	14/0	2	0	2	0-0	0-0	0-0	0	0-0	0
2014	13/10	19	9	28	1-3	0-0	2-0	3	0-0	0
2015	11/6	18	15	33	0.5-1	0-0	0-0	3	0-0	0
2016	4/4	11	3	14	1-2	0-0	1-4	6	0-0	0
Career	42/20	50	27	77	2.5-6	0-0	3-4	12	0-0	0

HICKS' GAME-BY-GAME STATISTICS

2015										
DEFENSE	UT	AT	TM	TFL	SACKS	INT	PBU	FR	FF	
Western Michigan	0	1	1	0-0	0-0	0-0	0	0	0	
Oregon	0	2	2	0-0	0-0	0-0	0	0	0	
Air Force	0	2	2	0.5-1	0-0	0-0	0	0	0	
Central Michigan	0	2	2	0-0	0-0	0-0	1	0	0	
Purdue	3	1	4	0-0	0-0	0-0	1	0	0	
Rutgers	2	0	2	0-0	0-0	0-0	0	0	0	
Michigan										-DNP-INJURED-
Indiana										-DNP-INJURED-
Nebraska										-DNP-INJURED-
Maryland	2	2	4	0-0	0-0	0-0	1	0	0	
Ohio State	2	0	2	0-0	0-0	0-0	0	0	0	
Penn State	7	2	9	0-0	0-0	0-0	0	0	0	
Iowa	0	2	2	0-0	0-0	0-0	0	0	0	
Alabama	2	1	3	0-0	0-0	0-0	0	0	0	
Totals	18	15	33	0.5-1	0-0	0-0	3	0	0	

2016										
DEFENSE	UT	AT	TM	TFL	SACKS	INT	PBU	FR	FF	
Furman	2	0	2	0-0	0-0	0-0	3	0-0	0	
Notre Dame	3	0	3	0-0	0-0	0-0	0	0-0	0	
Wisconsin	3	3	6	1-2	0-0	1-4	2	0-0	0	
Indiana	3	0	3	0-0	0-0	0-0	1	0-0	0	
Totals	11	3	14	1-2	0-0	1-4	6	0-0	0	

2016 SPARTAN FOOTBALL GAME NOTES



CAREER NOTES: Fourth-year tailback will see time in the backfield for the Spartans in 2016 . . . has 148 carries for 735 yards (5.0 avg.) and 10 rushing touchdowns in 20 career games.

CAREER NOTES: Fifth-year senior . . . slotted as one of the starting defensive ends . . . has 19 tackles in 29 career games.

2016 SEASON (JUNIOR): Leads MSU's running backs in average per carry with 6.6 ypc . . . has rushed for over 50 yards in two games . . . carried the ball nine times for 51 yards with a long of 22 yards and added one catch at Indiana . . . named one of two Spartan Unsung Hero award recipients at Notre Dame after his second career 100-yard rushing game with 100 yards on just 13 carries and had two TDs . . . his 73-yard scoring run in the third quarter was not only a career-long rush, surpassing a 43-yard run vs. Nebraska (11/7/15), but it also marked MSU's longest rushing TD since Nick Hill's 76-yarder at Indiana in 2014 . . . the two rushing scores were his second career game with multiple rushing scores . . . saw limited action in the Furman game, mostly on special teams.

2016 SEASON (SENIOR): Has started all four games at defensive end . . . logged career-high for second straight game with five stops at Indiana, also adding first career pass break-up, to lead the defensive line with 11 production points . . . posted four tackles vs. Wisconsin . . . made his first career start in Furman game, logging two tackles and registering his first career sack.

HOLMES' CAREER HIGHS

Carries: 22, vs. Nebraska (11/7/15)
Rushing Yards: 117, vs. Nebraska (11/7/15)
Rushing Touchdowns: 2, twice (last vs. Notre Dame 9/17/16)
Receptions: 3, vs. Penn State (11/28/15)
Receiving Yards: 36, vs. Penn State (11/28/15)

JONES' CAREER HIGHS

Tackles: 5, vs. Indiana (10/1/16)
Tackles for loss: 1, vs. Furman (9/2/16)
Sacks: 1, vs. Furman (9/2/16)

HOLMES' STATISTICS

RUSHING	G/GS	ATT	YDS.	AVG.	TD	LG	YPG
2014	3/0	15	44	2.9	0	8	14.7
2015	13/7	110	540	4.9	8	43	41.5
2016	4/0	23	151	6.6	2	73	37.8
Career	20/7	148	759	4.7	10	73	36.8

RECEIVING	REC.	YDS.	AVG.	TD	LG	YPG
2014	0	0	0.0	0	0	0.0
2015	10	92	9.2	0	24	7.1
2016	1	1	1.0	0	1	0.3
Career	11	93	8.5	0	24	4.7

JONES' STATISTICS

	G/GS	UT	AT	TM	TFL	SACKS	INT	PBU	FR	FF
2014	12/0	0	1	1	0-0	0-0	0-0	0	0	0
2015	13/0	2	5	7	0.5-0	0-0	0-0	0	0	0
2016	4/4	6	5	11	1.0-5	1.0-5	0-0	1	0	0
Career	29/4	8	11	19	1.5-5	1.0-5	0-0	1	0	0



CAREER NOTES: Fourth-year player will see time at Mike linebacker . . . has 38 tackles in 25 career games . . . former high school teammate of current Spartan wide receiver Monty Madaris.

2016 SEASON (SENIOR): Has started last two games at Mike linebacker, filling in for the injured Riley Bullough . . . posted four tackles at Indiana, including tallying first forced fumble of season . . . made first start of season in Wisconsin game, recording career-high six tackles, including career-best two tackles for loss with half a sack . . . logged one tackle at Notre Dame . . . saw limited action in Furman game.

HOLMES' GAME-BY-GAME STATISTICS

2015				
RUSHING	ATT	YDS	TD	LG
Western Michigan	9	54	1	20
Oregon		-DNP-		
Air Force	3	7	0	5
Central Michigan	4	22	2	11
Purdue	0	0	0	0
Rutgers	5	37	0	30
Michigan	8	33	0	7
Indiana	10	39	1	22
Nebraska	22	117	1	43
Maryland	18	83	1	14
Ohio State	14	65	1	14
Penn State	12	64	1	10
Iowa	3	13	0	10
Alabama	2	6	0	5
Totals	110	540	8	43

2016				
RUSHING	ATT	YDS	TD	LG
Furman	0	0	0	0
Notre Dame	13	100	2	73
Wisconsin	1	0	0	0
Indiana	9	51	0	22
Totals	23	151	2	73

JONES' CAREER HIGHS

Tackles: 6, vs. Wisconsin (9/24/16)
Tackles for loss: 2, vs. Wisconsin (9/24/16)

JONES' STATISTICS

	G/GS	UT	AT	TM	TFL	SACKS	INT	PBU	FR	FF
2014	8/0	2	2	4	0-0	0-0	0-0	0	0	0
2015	13/1	12	11	23	1.5-2	0-0	0-0	0	0	2
2016	4/2	5	6	11	2.0-7	0.5-3	0-0	0	0	1
Career	25/3	19	19	38	3.5-9	0.5-3	0-0	0	0	3



2016 SPARTAN FOOTBALL GAME NOTES



KODI KIELER 6-6 | 319 | 3L
ROCKWOOD, MICHIGAN
Carlson

79 OL SR.-5

CAREER NOTES: Fifth-year senior and three-year letterwinner is listed as a co-starter at left tackle . . . can play either tackle spot and center . . . started at right tackle the past two seasons . . . has previous experience at center throughout his career during practice . . . has seen action in 42 career games, including 23 starts (19 at right tackle, three at center, one at left tackle).

2016 SEASON (SENIOR): Has started all four games (first three at center, right tackle at Indiana) . . . was named the fourth captain for the Indiana game . . . started against Indiana at right tackle for the first time this season, logging five knockdowns . . . started at center in Wisconsin game, recording two knockdowns . . . was the Spartans' starting center at Notre Dame, earning the Spartans' Offensive Lineman of the Week for his performance, registering one dominator and three knockdowns . . . Started at center for the first time in his career vs. Furman game and registered four knockdowns.



JOSH KING 6-6 | 267 | HS
DARIEN, ILLINOIS
Hinsdale South

12 DE FR.

CAREER NOTES: Highly decorated freshman, who is expected to make immediate contributions.

2016 SEASON (FRESHMAN): Has played in last two games . . . made Spartan debut vs. Wisconsin, with one tackle, which was a TFL, and added a tackle at Indiana.



BRIAN LEWERKE 6-3 | 202 | RS
PHOENIX, ARIZONA
Pinnacle

14 QB FR.

CAREER NOTES: Second-year player will compete for playing time at back-up quarterback.

2016 SEASON (REDSHIRT FRESHMAN): Made Spartan debut vs. Wisconsin, going 2-of-4 for 26 yards passing with long of 16 yards, adding one rush for 16 yards.

LEWERKE'S STATISTICS

PASSING	G/GS	COMP	ATT	INT	PCT	YDS	YPG	TD	LG
2016	1/0	2	4	0	.500	26	26.0	0	26

RUSHING	NO.	YDS.	AVG.	TD	LG	YPG
2016	1	16	16.0	0	16	16.0



PRESCOTT LINE 6-0 | 253 | TR
OXFORD, MICHIGAN
SMU

45 FB GR.-5

CAREER NOTES: Graduate transfer from SMU is immediately eligible to play in 2016 . . . provides veteran talent and experience at fullback . . . rushed for 774 yards on 228 carries in 35 career games for the Mustangs from 2013-15, including 25 starts . . . his brother, Zach, was a four-year letterwinner at SMU (2009-12) and a two-time first-team All-Conference USA selection; he has spent the past three seasons (2013-15) in the NFL with the Minnesota Vikings.

2016 SEASON (SENIOR): Has played in all four games, including two starts (Furman, Wisconsin) . . . has had one carry in three of four games this season . . . had one carry for three yards at Notre Dame and was also lead blocker for MSU's running backs, who combined for nearly 200 yards and had three rushing TDs . . . made Spartan debut in Furman game, logging one carry for three yards to get MSU a first down on its opening drive that resulted in a TD, as well as being lead blocker for Spartans' rushing attack . . . named one of two Spartan Unsung Hero award recipients after performance in Furman game.

LINE'S MSU CAREER HIGHS

Carries: 1, three times (last vs. Indiana 10/1/16)
Rushing Yards: 3, twice (last vs. Notre Dame 9/17/16)

LINE'S SMU CAREER HIGHS

Carries: 20, vs. UConn (12/6/14)
Rushing Yards: 90, vs. UConn (12/6/14)
Touchdowns: 2, vs. UConn (12/6/14)

LINE'S STATISTICS

RUSHING	G/GS	ATT	YDS.	AVG.	TD	LG	YPG
2013*	12/8	90	332	3.7	3	21	27.7
2014*	12/6	78	256	3.3	4	17	21.3
2015*	11/11	60	186	3.1	1	17	16.9
2016	4/2	3	6	2.0	0	3	1.5
Career	39/27	231	780	3.4	8	21	20.0

RECEIVING	REC.	YDS.	AVG.	TD	LG	YPG
2013*	11	56	5.1	0	13	4.7
2014*	10	41	4.1	0	10	3.4
2015*	6	51	8.5	0	12	4.6
2016	2	6	3.0	0	3	3.0
Career	34	163	4.8	0	13	4.4

* = at SMU

LINE'S MSU GAME-BY-GAME STATISTICS

2016				
RUSHING	ATT	YDS	TD	LG
Furman	1	3	0	3
Notre Dame	1	3	0	3
Wisconsin	0	0	0	0
Indiana	1	0	0	0
Totals	3	6	0	3

RECEIVING	NO.	YDS	TD	LG
Furman	0	0	0	0
Notre Dame	2	6	0	3
Wisconsin	0	0	0	0
Indiana	0	0	0	0
Totals	2	6	0	3

2016 SPARTAN FOOTBALL GAME NOTES




MADRE LONDON 6-1 | 206 | 1L
LITTLE ROCK, ARKANSAS
St. Thomas Aquinas

28 RB
SO.



JAMAL LYLES 6-3 | 257 | 3L
SOUTHFIELD, MICHIGAN
Southfield-Lathrup

11 TE
SR.-5

CAREER NOTES: Third-year player will see time in the backfield for the Spartans . . . in 15 career games, including six starts, has 559 rushing yards on 132 carries.

2016 SEASON (JUNIOR): Rushed seven times for 39 yards at Indiana . . . saw action in Furman game, tallying 14 yards on five carries and adding one catch for 15 yards.

LONDON'S CAREER HIGHS

Carries: 18, vs. Oregon (9/12/15)

Rushing Yards: 103, vs. Oregon (9/12/15)

Rushing Touchdowns: 2, vs. Western Michigan (9/4/15)

LONDON'S STATISTICS

RUSHING	G/GS	ATT	YDS.	AVG.	TD	LG	YPG
2015	11/6	119	500	4.2	3	62	45.5
2016	4/0	13	59	4.5	0	24	14.8
Career	15/6	132	559	4.2	3	62	37.3

LONDON'S GAME-BY-GAME STATISTICS

2015	RUSHING	ATT	YDS	TD	LG
Western Michigan	13	59	2	24	
Oregon	18	103	0	62	
Air Force	17	40	0	11	
Central Michigan	15	73	1	12	
Purdue	17	97	0	18	
Rutgers	15	27	0	8	
Michigan		-DNP-INJURED-			
Indiana		-DNP-INJURED-			
Nebraska		-DNP-INJURED-			
Maryland	4	6	0	4	
Ohio State	2	4	0	3	
Penn State	1	20	0	20	
Iowa	12	60	0	12	
Alabama	5	11	0	8	
Totals	119	500	3	62	

2016	RUSHING	ATT	YDS	TD	LG
Furman	5	14	0	5	
Notre Dame	0	0	0	0	
Wisconsin	1	6	0	6	
Indiana	7	39	0	24	
Totals	13	59	0	24	

CAREER NOTES: Fifth-year senior and three-year letterwinner has 20 catches for 287 yards (14.4 avg.) and two TDs in 45 career games, including seven starts . . . listed as a co-starter at tight end on the depth chart . . . graduated with his bachelor's degree in interdisciplinary studies in social science - human capital and society in May 2016.

2016 SEASON (SENIOR): Has seen action in all four games, including two starts (Notre Dame, Indiana) . . . had one catch for 10 yards vs. Wisconsin . . . saw action both at tight end and defensive line on goal-line situations at Notre Dame . . . snared 12-yard TD catch against Furman in the fourth quarter.

LYLES' CAREER HIGHS

Catches: 2, three times (last vs. Purdue, 10/3/15)

Receiving Yards: 36, vs. Purdue (10/11/14)

LYLES' STATISTICS

RECEIVING	G/GS	REC.	YDS.	AVG.	TD	LG	YPG
2013	14/0	5	58	11.6	0	18	4.1
2014	13/1	5	74	14.8	0	21	5.7
2015	14/5	8	133	16.6	1	26	9.5
2016	4/2	2	22	11.0	1	12	7.3
Career	45/8	20	287	14.4	2	26	6.5

LYLES' GAME-BY-GAME STATISTICS - RECEIVING

2016	RECEIVING	NO.	YDS	TD	LG
Furman	1	12	1	12	
Notre Dame	0	0	0	0	
Wisconsin	1	10	0	10	
Indiana	0	0	0	0	
Totals	2	22	1	12	



MIGUEL MACHADO 6-6 | 315 | 1L
MIAMI, FLORIDA
Pasadena City College

55 OL
SR.-5

CAREER NOTES: Third-year player is the starting right tackle for the Spartans.

2016 SEASON (SENIOR): Has played in all four games, including three starts (Furman, Notre Dame, Wisconsin) . . . started Wisconsin game at right tackle, posting three knockdowns, including two dominators . . . was MSU's starting right tackle at Notre Dame, logging four knockdowns . . . made first start of Spartan career vs. Furman, posting five knockdowns, including two dominators.



2016 SPARTAN FOOTBALL GAME NOTES



CAREER NOTES: Fifth-year senior and two-year letterwinner slotted as a co-starter at split end . . . has 22 catches for 310 yards (14.1 avg.) in 27 career games with three starts . . . former high school teammate of current Spartan linebacker Shane Jones.

2016 SEASON (SENIOR): Second on team with 15 catches for 207 yards . . . has started all four games and doubled his career receptions and yards since the start of the season with 207 yards on 15 catches after a total of 103 yards on seven receptions through his first three seasons . . . snared three catches for 33 yards at Indiana . . . started vs. Wisconsin and tied career-high for second time in three games with five catches, totalling 49 yards . . . had two catches for 40 yards at Notre Dame, including season-long of 33 yards for his second game in a row with a 30+ yard reception and the third of his career . . . made first start as a Spartan vs. Furman and nearly doubled his career receiving total, snaring five catches for career-long 85 yards, including a long of 31 yards . . . named the Spartan Offensive Player of the Week for his season-opening performance.

MADARIS' CAREER HIGHS

Catches: 5, twice (last vs. Wisconsin, 9/24/16)

Receiving Yards: 85, vs. Furman, 9/2/16

MADARIS' STATISTICS

RECEIVING	G/GS	NO.	YDS.	AVG.	TD	LG	YPG
2013	1/0	0	0	0.0	0	0	0.0
2014	12/0	5	56	11.2	0	24	4.7
2015	10/0	2	47	23.5	0	34	4.7
2016	4/4	15	207	13.8	0	33	51.8
Career	27/4	22	310	14.1	0	34	11.5

MADARIS' GAME-BY-GAME STATISTICS - RECEIVING

2016

RECEIVING	NO.	YDS	TD	LG
Furman	5	85	0	31
Notre Dame	2	40	0	33
Wisconsin	5	49	0	16
Indiana	3	33	0	16
Totals	15	207	0	33

- BEDNARIK AWARD, LOMBARDI AWARD, NAGURSKI TROPHY AND OUTLAND TROPHY WATCH LISTS
- FIRST-TEAM PRESEASON ALL-AMERICAN (ESPN, CBS SPORTS, SI.COM, ATHLON SPORTS, SPORTING NEWS)

CAREER NOTES: Third-year player and two-year letterwinner is expected to be a force on the defensive line in his second year as a starter in 2016 . . . listed as the starting nose tackle on the depth chart, but has the ability to play any position on the defensive line . . . dynamic playmaker was ranked No. 7 in Athlon Sports Big Ten Player rankings . . . has played in 31 career games, including 19 consecutive starts . . . has 69 career tackles, including 19.5 for losses (83 yards) and six sacks (53 yards) . . . named to preseason watch lists for the Bednarik Award (college defensive player of the year), Lombardi Award (lineman of the year), Nagurski Trophy (defensive player of the year) and Outland Trophy (interior lineman of the year) . . . first-team preseason All-America selection by Athlon Sports, CBS Sports, ESPN.com, SI.com and Sporting News.

2016 SEASON (JUNIOR): Has started all four games . . . leads defensive linemen and is tied for seventh overall on defense with 13 tackles . . . posted season-high five stops at Indiana, including half a tackle for loss; was ejected for targeting in the fourth quarter and will miss the first half of the BYU game . . . named Spartan Defensive Attack Force Player of the Week for his outing at Notre Dame, logging four tackles including half a tackle for loss; posted 12 total production points as top defensive lineman for second-straight game . . . started Furman game at nose tackle, logging three tackles, including one for loss and tallied one QB hurry . . . earned Spartan Defensive Player of the Week award and also posted 16 production points to top defensive linemen and tie for second on defense.

MCDOWELL'S CAREER HIGHS

Tackles: 8, vs. Maryland (11/14/15)

Tackles for loss: 4.5, vs. Maryland (11/14/15)

Sacks: 1, five times (last vs. Penn State, 11/28/15)

MCDOWELL'S STATISTICS

	G/GS	UT	AT	TM	TFL	SACKS	INT	PBU	FR	FF
2014	13/1	10	5	15	4.5-21	1.5-15	0-0	0	0-0	0
2015	14/14	21	20	41	13-54	4.5-38	1-13	0	0-0	2
2016	4/4	7	6	13	2.0-8	0-0	0-0	0	0-0	0
Career	31/19	38	31	69	19.5-83	6-53	1-13	0	0-0	2

MCDOWELL'S GAME-BY-GAME STATISTICS

2016

DEFENSE	UT	AT	TM	TFL	SACKS	INT	PBU	FR	FF
Furman	1	2	3	1.0-6	0-0	0-0	0	0-0	0
Notre Dame	2	2	4	0.5-2	0-0	0-0	0	0-0	0
Wisconsin	0	1	1	0-0	0-0	0-0	0	0-0	0
Indiana	4	1	5	0.5-0	0-0	0-0	0	0-0	0
Totals	7	6	13	2.0-8	0-0	0-0	0	0-0	0

2016 SPARTAN FOOTBALL GAME NOTES




BENNY MCGOWAN 6-3 | 333 | 3L
CENTERVILLE, OHIO
Centerville

75 **OG**
SR.-5



MONTAE NICHOLSON 6-2 | 219 | 2L
MONROEVILLE, PENNSYLVANIA
Gateway

9 **S**
JR.

CAREER NOTES: Fifth-year senior and two-year letterwinner has played in 31 career games, including nine starting assignments (five at left guard, four at right guard) . . . listed as the starting left guard on the depth chart . . . can also play center . . . two-time Academic All-Big Ten selection graduated with his bachelor's degree in criminal justice in May 2016.

2016 SEASON (SENIOR): Made first start of season at Indiana, starting at left guard and notched three knockdowns . . . graded out the highest among the offensive linemen in the Wisconsin game, registering three knockdowns . . . graded out at a Big Ten Championship level at Notre Dame, sharing team lead with three dominators as part of five knockdowns . . . saw action at center against Furman, logging four knockdowns, including one dominator.



GRAYSON MILLER 6-3 | 208 | 1L
GEORGETOWN, KENTUCKY
Scott

44 **S**
SO.

CAREER NOTES: Second-year player will compete for playing time at safety . . . also saw action at linebacker during spring practice . . . on the final play of the game at Michigan last season, hit Wolverine punter Blake O'Neill after a botched snap, popping the ball loose and into the hands of Jalen Watts-Jackson, who returned the fumble 38 yards for the game-winning touchdown as time expired in the MSU's 27-23 victory . . . father John was a four-year letterwinner at Michigan State (1985-88) and earned first-team All-Big Ten honors as a safety twice (1987-88).

2016 SEASON (SOPHOMORE): Has played in all four games, primarily on special teams . . . logged one tackle at Notre Dame.

MILLER'S CAREER HIGHS

Tackles: 6, twice (last vs. Indiana, 10/24/15)
Tackles for loss: 1, vs. Michigan (10/17/15)
Interceptions: 1, vs. Indiana (10/24/15)

MILLER'S STATISTICS

	G/GS	UT	AT	TM	TFL	SACKS	INT	PBU	FR	FF
2015	12/4	16	8	24	1-1	0-0	1-0	0	0	0
2016	4/0	0	1	0	0-0	0-0	0-0	0	0	0
Career	16/5	16	9	24	1-1	0-0	1-0	0	0	0

CAREER NOTES: Third-year player enters his second year as a starting safety . . . two-year letterwinner has seen action in 31 games, including 17 starts . . . has 138 career tackles, which is identical to safety Demetrious Cox, right down to the same number of solo (80) and assists (58) . . . preseason All-Big Ten selection by Athlon Sports (first team).

2016 SEASON (JUNIOR): Leads team with 82 production points . . . third on team with 24 tackles . . . registered defensive-high 21 production points at Indiana, notching five tackles . . . was second among both defensive backs and overall defense with 26 production points in Wisconsin game, ranking second on team with career-high 10 tackles . . . logged three tackles and one fumble recovery at Notre Dame; finished with 19 production points, tops among the defensive backs and second on the defense . . . recorded six tackles with two pass break-ups vs. Furman, earning Spartan Defensive Attack Force Player of the Week honors after posting 16 production points to tie for top production points by a defensive back and tying for second on MSU defense.

NICHOLSON'S CAREER HIGHS

Tackles: 10, vs. Wisconsin, 9/26/16
Tackles for loss: 1, twice (last vs. Penn State, 11/28/15)
Interceptions: 1, three times (last vs. Maryland, 11/14/15)

NICHOLSON'S STATISTICS

	G/GS	UT	AT	TM	TFL	SACKS	INT	PBU	FR	FF
2014	13/3	18	13	31	0-0	0-0	0-0	0	2-0	0
2015	14/10	52	31	83	2.5-6	0-0	3-60	2	0-0	1
2016	4/4	10	14	24	0-0	0-0	0-0	2	1-0	0
Career	31/17	80	58	138	2.5-6	0-0	3-60	4	3-0	1

NICHOLSON'S GAME-BY-GAME STATISTICS

2015	DEFENSE	UT	AT	TM	TFL	SACKS	INT	PBU	FR	FF
Western Michigan	4	3	7	1-2	0-0	1-0	0	0	0	0
Oregon	3	2	5	0-0	0-0	1-30	0	0	0	0
Air Force	4	2	6	0.5-1	0-0	0-0	0	0	0	0
Central Michigan	4	1	5	0-0	0-0	0-0	0	0	0	0
Purdue	1	1	2	0-0	0-0	0-0	0	0	0	0
Rutgers	5	0	5	0-0	0-0	0-0	0	0	0	0
Michigan	1	1	2	0-0	0-0	0-0	0	0	0	0
Indiana	4	1	5	0-0	0-0	0-0	0	0	0	0
Nebraska	1	5	6	0-0	0-0	0-0	1	0	0	0
Maryland	5	4	9	0-0	0-0	1-30	0	0	0	0
Ohio State	5	3	8	0-0	0-0	0-0	0	0	0	0
Penn State	5	4	9	1-3	0-0	0-0	1	0	1	1
Iowa	3	4	7	0-0	0-0	0-0	0	0	0	0
Alabama	7	0	7	0-0	0-0	0-0	0	0	0	0
Totals	52	31	83	2.5-6	0-0	3-60	2	0	1	1

2016	DEFENSE	UT	AT	TM	TFL	SACKS	INT	PBU	FR	FF
Furman	2	4	6	0-0	0-0	0-0	2	0-0	0	0
Notre Dame	2	1	3	0-0	0-0	0-0	0	1-0	0	0
Wisconsin	4	6	10	0-0	0-0	0-0	0	0-0	0	0
Indiana	2	3	5	0-0	0-0	0-0	0	0-0	0	0
Totals	10	14	24	0-0	0-0	0-0	2	1-0	0	0



2016 SPARTAN FOOTBALL GAME NOTES



CAREER NOTES: Fifth-year senior and three-year letterwinner was named starting quarterback in preseason camp . . . has spent the past three seasons as the back-up quarterback, behind Connor Cook . . . selected as one of three team captains in vote by team . . . has completed 105-of-171 passes (.614) for 1,292 yards, 12 touchdowns and seven interceptions in 18 career games (16 at quarterback; two at punter), with five career starts (3-2 record, including 2-0 vs. ranked teams) . . . also has rushed for 189 yards and two TDs on 62 carries (3.0 avg.) . . . three-time Academic All-Big Ten honoree . . . graduated with a bachelor's degree in supply chain management in December 2015 . . . scheduled to graduate with his master's degree in marketing research in December 2016.

2016 SEASON (SENIOR): Fourth in the B1G in passing yards per completion (12.9) . . . averaging 229.5 passing yards per game . . . for the season is 71-of-117 passing for 918 yards with eight TDs and five INTs . . . set a new career-high for completions with 21 at Indiana as part of 21-of-35 passing for a career-best 263 yards, including another career mark with longest pass on an 86-yard pass to R.J. Shelton for a TD, tying for the seventh-longest touchdown pass in school history and the longest since 2013 . . . also tied career-high with three passing TDs, adding 36 yards rushing on 11 carries . . . was 18-of-38 passing for 224 yards vs. Wisconsin, including career-long pass play of 40 yards . . . earned his second consecutive win over a ranked team on the road (No. 2 Ohio State in 2015) by leading MSU to victory at Notre Dame, earning Spartan Co-Offensive Player of the Week team award after he recorded career highs in pass attempts (26), pass completions (19), passing yards (241) and rushing yards (43) against the Irish . . . posted his second multi-TD pass game in as many outings and third of his career with two TDs vs. Notre Dame . . . in his first career home start, recorded then-career highs for completions (13), pass attempts (18), passing yards (190) and passing touchdowns (3) in win over Furman

O'CONNOR'S CAREER HIGHS

Pass Attempts: 38, vs. Wisconsin (9/24/16)
 Pass Completions: 21, vs. Indiana (10/1/16)
 Passing Yards: 263, vs. Indiana (10/1/16)
 Passing TDs: 3, twice, (last vs. Indiana 10/1/16)
 Longest Pass: 86, vs. Indiana (10/1/16)
 Rushing Yards: 43, vs. Notre Dame (9/17/16)
 Longest Rush: 15, vs. Wisconsin (9/24/16)

Punts: 4, vs. Michigan (10/17/15)
 Punting Yards: 153, vs. Michigan (10/17/15)
 Punting Avg. (Min. 4): 38.2, vs. Michigan (10/17/15)
 Longest Punt: 46, vs. Michigan (10/17/15)

O'CONNOR'S STATISTICS

PASSING	G/GS	COMP	ATT	INT	PCT	YDS	YPG	TD	LG
2013	3/0	9	14	0	.643	90	30.0	0	18
2014	5/0	12	16	1	.750	151	30.2	2	33
2015	6/1	13	24	1	.542	133	22.2	2	36
2016	4/4	71	117	5	.607	918	229.5	8	86
Career	18/5	105	171	7	.614	1292	71.8	12	86

RUSHING	NO.	YDS.	AVG.	TD	LG	YPG
2013	8	24	3.0	0	10	8.0
2014	6	22	3.7	2	12	4.4
2015	14	48	3.4	0	11	8.0
2016	34	95	2.8	0	15	23.8
Career	62	189	3.0	2	15	10.5

PUNTING	G	NO.	YDS.	AVG.	LG	I20	I10	+50
2015	2	5	192	38.4	46	1	1	0

O'CONNOR'S GAME-BY-GAME STATISTICS

2015	COMP	ATT	INT	PCT	YDS	TD	LG
Western Michigan				-DNP-			
Oregon				-DNP-			
Air Force				-DNP-			
Central Michigan				-DNP-			
Purdue				-DNP-			
Rutgers				(saw action at punter)			
Michigan				(saw action at punter)			
Indiana	0	0	0	.000	0	0	0
Nebraska				-DNP-			
Maryland	6	11	1	.545	44	1	14
Ohio State	7	12	0	.583	89	1	36
Penn State	0	1	0	.000	0	0	0
Iowa				-DNP-			
Alabama				-DNP-			
Totals	13	24	1	.542	133	2	36


PUNTING	NO.	YDS	AVG	LG	I20	I10	+50
Rutgers	1	39	39.0	39	1	1	0
Michigan	4	153	38.4	46	0	0	0
Totals	5	973	42.3	46	1	1	0

2016

PASSING	COMP	ATT	INT	PCT	YDS	TD	LG
Furman	13	18	1	.722	190	3	31
Notre Dame	19	26	1	.731	241	2	38
Wisconsin	18	38	3	.545	224	0	40
Indiana	21	35	0	.600	263	3	86
Totals	71	117	5	.607	918	8	86

RUSHING	ATT	YDS	TD	LG
Furman	6	11	0	9
Notre Dame	10	43	0	6
Wisconsin	7	5	0	15
Indiana	11	36	0	10
Totals	34	95	0	15

2016 SPARTAN FOOTBALL GAME NOTES

MIKE PANASIUK
6-3 | 309 | HS
ROSELLE, ILLINOIS
Lake Park West
96 DT FR.

CAREER NOTES: Highly decorated first-year player expected to make immediate contributions to defensive line.

2016 SEASON (FRESHMAN): Has seen action in all four games . . . posted season-high for second game in a row with two stops at Indiana . . . logged first tackle of Spartan career in game vs. Wisconsin.

PANASIUK'S STATISTICS

	G/GS	UT	AT	TM	TFL	SACKS	INT	PBU	FR	FF
2016	4/0	3	0	3	0-0	0-0	0-0	0	0	0



JOSIAH PRICE
6-4 | 248 | 3L
GREENTOWN, INDIANA
Eastern
82 TE SR.-5

- ALLSTATE AFCA GOOD WORKS TEAM NOMINEE
- NATIONAL FOOTBALL FOUNDATION NATIONAL SCHOLAR-ATHLETE SEMIFINALIST
- MACKEY AWARD WATCH LIST

CAREER NOTES: Fifth-year senior and three-year letterwinner has 78 catches for 972 yards (12.5 avg.) and 18 touchdowns in 43 career games, including 18 starts . . . ranks first in school history among tight ends with 18 career TD receptions, which also ranks tied for sixth among all players in school history . . . needs 28 yards to become just the fourth Spartan tight end to record 1,000 career receiving yards . . . preseason All-Big Ten selection by Athlon Sports (second team) . . . named to preseason watch list for the Mackey Award (nation's most outstanding tight end) . . . has been nominated for the Allstate AFCA Good Works Team, recognizing college football players who exemplify a superior commitment to community service and volunteerism, the past two years . . . named a semifinalist for the National Football Foundation's William V. Campbell Trophy (nation's top scholar-athlete) . . . named to the Wuerffel Trophy Watch List for the second year in a row (for community service combined with athletic and academic achievement) . . . three-time Academic All-Big Ten selection.

2016 SEASON (SENIOR): Caught his 18th career TD catch in game at Indiana, adding to his school record for a tight end, as part of his four catches for 18 yards . . . his TD came with 11 seconds left on a 4th-and-goal for MSU to tie the game and force OT . . . had five catches vs. Wisconsin to tie career-high for third time in career and first since sophomore season of 2014 . . . totalled 58 yards with a long of 17 yards, his first game of season without at least one catch of 20 yards . . . made first start of season at Notre Dame, logging two catches for 24 yards, including a 23-yard catch for his second 20+ reception in as many games . . . also caught two-point conversion from holder Matt Macksood that gave MSU an 8-7 lead and the Spartans never trailed again . . . recorded his first career TD catch of more than 20 yards with a 21-yard TD reception in the season opener vs. Furman.

PRICE'S CAREER HIGHS

Catches: 5, three times (last vs. Wisconsin, 9/24/16)
Receiving Yards: 83, vs. Indiana (10/18/14)
TD Catches: 1, 18 times (last vs. Indiana, 10/1/16)

SPARTAN TIGHT ENDS - MOST TD RECEPTIONS

1. Josiah Price	2013-pres.	18
2. Chris Baker	1998-2001	13

SPARTAN TIGHT ENDS - MOST RECEIVING YARDS

1. Chris Baker	1998-2001	1,705
2. Mark Brammer	1976-79	1,305
3. Billy Joe DuPree	1970-72	1,222
4. Eric Knott	2001-04	973
5. Josiah Price	2013-pres.	972
6. Charlie Gantt	2007-10	951

PASS RECEPTION TDS

1. Charles Rogers	2001-02	27
2. B. Cunningham	2008-11	25
3. Kirk Gibson	1975-78	24
4. P. Burress	1998-99	20
Andre Rison	1985-88	20
6. Josiah Price	2012-pres.	18
Gari Scott	1996-99	18

PRICE'S STATISTICS

RECEIVING	G/GS	REC.	YDS.	AVG.	TD	LG	YPG
2013	14/6	17	210	12.4	4	39	15.0
2014	13/6	26	374	14.4	6	67	28.8
2015	12/3	23	267	11.6	6	31	22.2
2016	4/3	12	121	10.1	2	23	30.2
Career	43/18	78	972	12.5	18	67	22.6

PRICE'S GAME-BY-GAME STATISTICS

2014				
RECEIVING	NO.	YDS	TD	LG
Jacksonville State	3	54	0	32
Oregon	5	51	1	17
Eastern Michigan	0	0	0	0
Wyoming	1	19	1	19
Nebraska	1	21	0	21
Purdue	2	16	1	14
Indiana	3	83	1	67
Michigan	1	14	0	14
Ohio State	5	72	1	20
Maryland	2	17	0	10
Rutgers	0	0	0	0
Penn State	0	0	0	0
Baylor	3	27	1	10
Totals	26	374	6	67

2015				
RECEIVING	NO.	YDS	TD	LG
Western Michigan	3	49	1	25
Oregon	2	23	1	12
Air Force	1	15	1	15
Central Michigan	1	5	1	5
Purdue				-DNP-INJURED-
Rutgers				-DNP-INJURED-
Michigan	1	7	0	7
Indiana	3	51	1	31
Nebraska	2	21	0	16
Maryland	2	11	0	11
Ohio State	0	0	0	0
Penn State	3	33	1	16
Iowa	1	13	0	13
Alabama	4	39	0	18
Totals	23	267	6	25

2016				
RECEIVING	NO.	YDS	TD	LG
Furman	1	21	1	21
Notre Dame	2	24	0	23
Wisconsin	5	58	0	17
Indiana	4	18	1	8
Totals	12	121	2	23



2016 SPARTAN FOOTBALL GAME NOTES



CAREER NOTES: Fourth-year player and two-year letterwinner can play any linebacker position . . . is out indefinitely with a severe ankle sprain . . . started all 14 games at Sam linebacker in 2015, but also saw action at Star linebacker in spring practice with the anticipation of Ed Davis returning to the field at Sam in 2016 . . . played middle linebacker his first two seasons on the team . . . has 101 tackles in 24 career games, including 16 starts.

2016 SEASON (JUNIOR): Has started two games . . . missed the Indiana and Furman games due to injury . . . started at Star linebacker vs. Wisconsin and logged five tackles . . . made season debut at Notre Dame after missing Furman game and had eight tackles, including one for loss and snared his first career interception along with forcing a fumble, earning Spartan Defensive Player of the Week award after garnering 20 production points, leading the defense.

RESCHKE'S CAREER HIGHS

Tackles: 11, vs. Oregon (9/12/15)
Tackles for loss: 1.5, vs. Nebraska (11/7/15)
Sacks: 1, twice (last vs. Ohio State, 11/21/15)
Interception: 1, vs. Notre Dame (9/17/16)

RESCHKE'S STATISTICS

	G/GS	UT	AT	TM	TFL	SACKS	INT	PBU	FR	FF
2014	8/0	6	7	13	0-0	0-0	0-0	0	0-0	2
2015	14/14	31	44	75	5.5-16	2-10	0-0	2	0-0	0
2016	2/2	7	6	13	1.0-1	0-0	1-0	0	0-0	1
Career	24/16	44	57	101	6.5-17	2-10	1-0	2	0-0	3

RESCHKE'S GAME-BY-GAME STATISTICS

2015	DEFENSE	UT	AT	TM	TFL	SACKS	INT	PBU	FR	FF
Western Michigan	6	3	9	0-0	0-0	0-0	0-0	0	0	0
Oregon	2	9	11	0-0	0-0	0-0	0-0	0	0	0
Air Force	1	3	4	0.5-0	0-0	0-0	0-0	0	0	0
Central Michigan	3	1	4	1-2	0-0	0-0	0-0	0	0	0
Purdue	3	2	5	1-2	1-2	0-0	0-0	0	0	0
Rutgers	4	1	5	0-0	0-0	0-0	0-0	0	0	0
Michigan	0	4	4	0-0	0-0	0-0	0-0	1	0	0
Indiana	2	4	6	0-0	0-0	0-0	0-0	1	0	0
Nebraska	2	4	6	1.5-2	0-0	0-0	0-0	0	0	0
Maryland	2	5	7	0-0	0-0	0-0	0-0	0	0	0
Ohio State	4	2	6	1-8	1-8	0-0	0-0	0	0	0
Penn State	0	3	3	0.5-2	0-0	0-0	0-0	0	0	0
Iowa	2	2	4	0-0	0-0	0-0	0-0	0	0	0
Alabama	0	1	1	0-0	0-0	0-0	0-0	0	0	0
Totals		31	44	75	5.5-16	2-10	0-0	2	0	0

2016	DEFENSE	UT	AT	TM	TFL	SACKS	INT	PBU	FR	FF
Furman						-DNP-INJURED-				
Notre Dame	6	2	8	1.0-1	0-0	1-0	0	0-0	0-0	1
Wisconsin	1	4	5	0-0	0-0	0-0	0	0-0	0-0	0
Indiana						-DNP-INJURED-				
Totals		7	6	13	1.0-1	0-0	1-0	0	0-0	1

CAREER NOTES: Second-year player is the starting tailback . . . figures to play a prominent role on offense in 2016 following a successful freshman campaign . . . preseason All-Big Ten selection by Athlon Sports (second team) . . . topped the 1,000 career rushing yard mark at Indiana, now with 1,001 career rushing yards.

2016 SEASON (SOPHOMORE): Leads team in rushing yards (302) and carries (67) . . . tallied 38 yards on 11 carries at Indiana . . . logged 61 yards on 14 rushes vs. Wisconsin, with a long of 19 yards on Spartans' first play from scrimmage . . . was MSU's starting tailback at Notre Dame and tied his career high with 22 carries (2015 Big Ten Championship Game vs. Iowa) and had 98 rushing yards . . . reeled off his second 100-yard rushing outing of his career with 105 yards on 20 carries (5.3 avg.) with one TD vs. Furman . . . he scored on a 9-yard rushing touchdown in the third quarter.

SCOTT'S CAREER HIGHS

Carries: 22, twice (last vs. Notre Dame 9/17/16)
Rushing Yards: 146, vs. Purdue (10/3/15)
Rushing Touchdowns: 2, four times (last vs. Michigan, 10/17/15)

SCOTT'S STATISTICS

RUSHING	G/GS	ATT	YDS.	AVG.	TD	LG	YPG
2015	14/1	146	699	4.8	11	38	49.9
2016	4/4	67	302	4.5	2	23	75.5
Career	18/5	213	1001	4.8	13	38	56.6

RECEIVING	REC.	YDS.	AVG.	TD	LG	YPG
2015	3	15	5.0	0	9	1.2
2016	1	3	3.0	0	3	3.0
Career	4	18	4.5	0	9	1.1

SCOTT'S GAME-BY-GAME STATISTICS

2015	RUSHING	ATT	YDS	TD	LG
Western Michigan	13	77	0	17	
Oregon	11	76	2	38	
Air Force	11	23	0	6	
Central Michigan	8	54	0	29	
Purdue	18	146	2	30	
Rutgers	9	42	2	16	
Michigan	8	16	2	11	
Indiana	11	68	1	26	
Nebraska	3	5	0	5	
Maryland	2	12	0	15	
Ohio State	13	58	0	20	
Penn State	11	41	1	7	
Iowa	22	73	1	10	
Alabama	6	8	0	3	
Totals	146	699	11	38	

2016	RUSHING	ATT	YDS	TD	LG
Furman	20	105	1	21	
Notre Dame	22	98	1	23	
Wisconsin	14	61	0	19	
Indiana	11	38	0	13	
Totals	67	302	2	23	

2016 SPARTAN FOOTBALL GAME NOTES



• PAUL HORNUNG AWARD WATCH LIST

CAREER NOTES: Fourth-year player figures to see an expanded role in the offense his senior season in 2016 . . . listed by ESPN.com as MSU's most underrated player . . . slotted as a starting flanker . . . named to the Paul Hornung Award Watch List (nation's most versatile player) . . . preseason All-Big Ten selection by Athlon Sports (third team) . . . has spent the past three seasons returning kickoffs . . . has played in 44 career games, including 15 starts . . . multi-dimensional player has collected 2,934 all-purpose yards (66.7 ypg) . . . has scored 13 career touchdowns (eight receiving, four rushing, one kick return) . . . has 71 carries for 494 rushing yards (7.0 avg.) and four touchdowns . . . has 81 career catches for 926 yards (11.4 avg.) and eight touchdowns . . . ranks sixth in MSU history in both kick return yards (1,489) and kick returns (63) . . . mother Erin Broome played guard on the Wisconsin women's basketball team (1992-93) . . . father Rodney Shelton played football for the Badgers (lettered in 1991).

2016 SEASON (SENIOR): Leads the team in receptions (18), receiving yards (244) and all-purpose yards (411) . . . recorded his first career 100-yard receiving game with seven catches for a career-high 141 yards at Indiana . . . his previous high was 80 yards, which came earlier this season at Notre Dame . . . his 141 receiving yards were fourth most by a Spartan against the Hoosiers . . . caught an 86-yard touchdown pass from Tyler O'Connor, which is tied for the seventh-longest TD reception in school history and the longest since 2013 . . . added one rush for 18 yards and one kick return for a season-long 23 yards, finishing with a game-high 182 all-purpose yards, his second-highest output of his career, behind 209 all-purpose yards at Oregon on Sept. 6, 2014 . . . was named the fourth captain for the Wisconsin game, the only native of Wisconsin on MSU's roster . . . tallied three catches for 23 yards vs. Wisconsin . . . also had two kick returns for 41 yards . . . snared a career-high eight catches at Notre Dame, surpassing his previous high of six accomplished twice, last done vs. Indiana (10/24/15) and also had a career-high 80 receiving yards, including a 10-yard TD reception in the second quarter. . . added a big third-down catch to earn a first down in the waning minutes to seal the victory . . . logged 69 all-purpose yards vs. Furman, getting one rush for 32 yards, adding two punt returns for 19 yards and one kick return of 18 yards.

SHELTON'S CAREER HIGHS

- Carries:** 4, twice (last vs. Purdue, 10/11/14)
- Rushing Yards:** 40, vs. Indiana (10/12/13)
- Rushing Touchdowns:** 1, four times (last vs. Baylor, 1/1/15)
- Receptions:** 8, Notre Dame (9/17/16)
- Receiving Yards:** 141, vs. Indiana (10/1/16)
- TD Receptions:** 2, vs. Indiana (10/24/15)
- Kick Return Yards:** 135, vs. Penn State (11/29/14)
- Kick Return:** 90, vs. Penn State (11/29/14)
- All-Purpose Yards:** 209, vs. Oregon (9/6/14)

SHELTON'S STATISTICS

RUSHING	G/GS	ATT	YDS.	AVG.	TD	LG	YPG
2013	13/4	21	153	7.3	2	35	11.8
2014	13/2	21	148	7.0	2	30	11.4
2015	14/5	24	127	5.3	0	18	9.1
2016	4/4	5	66	13.2	0	32	16.5
Career	44/15	71	494	7.0	4	35	11.2

RECEIVING	REC.	YDS.	AVG.	TD	LG	YPG
2013	4	6	1.5	0	7	0.5
2014	16	173	10.8	2	24	13.3
2015	43	503	11.7	4	29	35.9
2016	18	244	13.6	2	86	61.0
Career	81	926	11.4	8	86	21.0

KICKOFF RETURNS	ATT	YDS.	AVG.	TD	LG
2013	9	199	22.1	0	36
2014	31	793	25.5	1	90
2015	19	415	21.8	0	58
2016	4	82	20.5	0	23
Career	63	1,489	23.6	1	90

SHELTON'S GAME-BY-GAME STATISTICS - RECEIVING

RECEIVING	NO.	YDS	TD	LG
Western Michigan	2	13	0	7
Oregon	2	-1	0	0
Air Force	5	68	0	19
Central Michigan	0	0	0	0
Purdue	3	31	1	23
Rutgers	5	55	0	29
Michigan	4	58	0	27
Indiana	6	76	2	22
Nebraska	4	41	0	23
Maryland	3	35	0	21
Ohio State	0	0	0	0
Penn State	4	74	1	29
Iowa	3	34	0	17
Alabama	2	19	0	12
Totals	43	503	4	29

RECEIVING	NO.	YDS	TD	LG
Furman	0	0	0	0
Notre Dame	8	80	1	23
Wisconsin	3	23	0	13
Indiana	7	141	1	86
Totals	18	244	1	86



CAREER NOTES: Fifth-year graduate transfer from Delaware State is immediately eligible to play in 2016 . . . played in 31 games for the Hornets, including 14 starts (13 at defensive end, one at wide receiver) . . . in his two seasons on defense, recorded 110 tackles, including 32.5 for losses (155 yards) and 13 sacks (94 yards).

2016 SEASON (SENIOR): Has played in all four games . . . had best game as a Spartan vs. Wisconsin with three tackles . . . made Spartan debut vs. Furman, seeing action at defensive end.

SHERROD'S CAREER HIGHS (AT DELAWARE STATE)

- Tackles:** 7, six times (last vs. Howard, 11/21/15)
- Tackles for loss:** 4.5, vs. Howard (11/21/15)
- Sacks:** 2.5, vs. Howard (11/21/15)

SHERROD'S STATISTICS

DEFENSE	G/GS	UT	AT	TM	TFL	SACKS	INT	PBU	FR	FF
2014*	10/2	19	27	46	7.5-39	5-33	1-27	1	1-0	1
2015*	11/11	45	19	64	25-116	8-61	0	1	2-1	2
2016	4/0	0	3	3	0-0	0-0	0	0	0-0	0
Career	24/13	64	49	113	32.5-155	13-94	1-27	2	3-1	3

RECEIVING	G/GS	REC.	YDS.	AVG.	TD	LG	YPG
2013*	10/1	6	50	8.3	0	12	5.0

* = at DELAWARE STATE



2016 SPARTAN FOOTBALL GAME NOTES



CAREER NOTES: Second-year player who will contend for starting spot at field cornerback.

2016 SEASON (SOPHOMORE): Has played in all four games with two starts (Furman, Notre Dame) . . . logged one pass break-up vs. Wisconsin . . . was MSU's starting field cornerback at Notre Dame, registering two tackles and one pass break-up, tying career highs for both . . . started at boundary cornerback vs. Furman, logging one QB hurry.

SMITH'S CAREER HIGHS

Tackles: 2, three times (last vs. Notre Dame, 9/17/16)

Pass Break-ups: 1, three times (last vs. Wisconsin, 9/24/16)

SMITH'S STATISTICS

	G/GS	UT	AT	TM	TFL	SACKS	INT	PBU	FR	FF
2015	7/1	2	3	5	0-0	0-0	0-0	1	0-0	0
2016	4/2	2	0	2	0-0	0-0	0-0	3	0-0	0
Career	11/3	4	3	7	0-0	0-0	0-0	4	0-0	0



CAREER NOTES: Second-year player is expected to see significant playing time for the Spartans at wide receiver and kick returner.

2016 SEASON (REDSHIRT-FRESHMAN): Has played in three games . . . had first catch as a Spartan vs. Wisconsin, adding two kick returns for 29 yards . . . returned one kickoff at Notre Dame for 26 yards . . . saw first action as a Spartans in Furman game, tallying two kick returns for 52 yards, with a long of 27 yards, as well as one rush for one yard.

STEWART'S CAREER HIGHS

Receptions: 1, vs. Wisconsin (9/24/16)

Receiving Yards: 16, vs. Wisconsin (9/24/16)

Carries: 1, vs. Furman (9/2/16)

Rushing Yards: 1, vs. Furman (9/2/16)

Kick Return Yards: 52, vs. Furman (9/2/16)

Kick Return: 27, vs. Furman (9/2/16)

All-Purpose Yards: 53, vs. Furman (9/2/16)

STEWART'S STATISTICS

RUSHING	G/GS	ATT	YDS.	AVG.	TD	LG	YPG
2016	3/0	1	1	1.0	0	1	1.0
RECEIVING	REC.	YDS.	AVG.	TD	LG	YPG	
2016	1	16	16.0	0	16	5.3	
KICKOFF RETURNS	ATT	YDS.	AVG.	TD	LG		
2016	5	107	21.4	0	27		



CAREER NOTES: Third-year player that provides depth and experience at tight end . . . can also play fullback . . . both of his parents were athletes at West Point.

2016 SEASON (SOPHOMORE): Has played in all four games . . . recorded first catch as a Spartan vs. Wisconsin with 10-yard reception.

2016 SPARTAN FOOTBALL GAME NOTES




DAMION TERRY 6-4 | 232 | 2L
 ERIE, PENNSYLVANIA
 Cathedral Prep
 6 QB JR.

CAREER NOTES: Fourth-year player and two-year letterwinner is the back-up quarterback . . . has 132 rushing yards on 35 carries (3.8 avg.) and has completed 14-of-26 passes for 103 yards in 16 career games . . . led the White to a win in the spring game after completing 6-of-12 passes for 70 yards.

2016 SEASON (JUNIOR): Has played in one game (at Notre Dame) . . . had two carries for 2 yards against the Irish.


TERRY'S CAREER HIGHS

- Pass Attempts: 8, vs. Eastern Michigan (9/20/14)
- Pass Completions: 6, vs. Wyoming (9/27/14)
- Passing Yards: 56, vs. Wyoming (9/27/14)
- Rushing Yards: 25, vs. Ohio State (11/21/15)
- Carries: 8, vs. Ohio State (11/21/15)

TERRY'S STATISTICS

PASSING	G/GS	COMP	ATT	INT	PCT	YDS	YPG	TD	LG
2014	5/0	12	19	0	.632	88	17.6	0	17
2015	10/0	2	7	0	.286	15	1.5	0	13
2016	1/0	0	0	0	.000	0	0	0	0
Career	16/0	14	26	0	.538	103	6.9	0	17

RUSHING	ATT	YDS.	AVG.	TD	LG	YPG
2014	12	62	5.2	0	15	12.4
2015	21	68	3.2	0	14	6.8
2016	2	2	1.0	0	1	2.0
Career	35	132	3.8	0	15	8.2



DELTON WILLIAMS 6-1 | 228 | 3L
 ERIE, PENNSYLVANIA
 Cathedral Prep
 22 RB SR.

CAREER NOTES: Fourth-year senior has rushed for 610 yards on 118 carries (5.2 avg.) with seven touchdowns in 35 career games . . . also has eight catches for 84 yards (10.5 avg.) . . . made the transition from tailback to fullback in spring practice . . . will still compete for carries in the backfield.

2016 SEASON (SENIOR): Caught his first career touchdown pass on a 24-yard reception at Indiana . . . logged two kick returns for 16 yards at Notre Dame, while also seeing limited action on offense.

WILLIAMS' CAREER HIGHS

- Carries: 12, vs. Indiana (10/12/13)
- Rushing Yards: 103, vs. Eastern Michigan (9/20/14)
- Rushing Touchdowns: 3, vs. Eastern Michigan (9/20/14)

WILLIAMS' STATISTICS

RUSHING	G/GS	ATT	YDS.	AVG.	TD	LG	YPG
2013	9/0	38	238	6.3	1	42	26.4
2014	13/0	54	316	5.9	5	80	24.3
2015	9/0	26	56	2.2	1	6	6.2
2016	4/0	0	0	0.0	0	0	0.0
Career	35/0	118	610	5.2	7	80	17.9

RECEIVING	REC.	YDS.	AVG.	TD	LG	YPG
2013	2	13	6.5	0	9	1.4
2014	3	32	10.7	0	17	2.5
2015	2	15	7.5	0	8	1.7
2016	1	24	24.0	1	24	24.0
Career	8	84	10.5	1	24	2.4

KICK RETURNS	NO.	YDS.	AVG.	TD	LG	YPG
2013	0	0	0.0	0	0	0.0
2014	0	0	0.0	0	0	0.0
2015	2	31	15.5	0	16	3.5
2016	2	16	8.0	0	13	5.3
Career	4	47	11.8	0	16	1.4

WILLIAMS' GAME-BY-GAME STATISTICS

2013

RUSHING	ATT	YDS	TD	LG
Western Michigan		-DNP-		
South Florida		-DNP-		
Youngstown State		-DNP-		
Notre Dame		-DNP-		
Iowa	9	32	0	11
Indiana	12	92	0	37
Purdue	3	8	0	8
Illinois	5	78	1	42
Michigan	2	5	0	4
Nebraska	3	8	0	6
Northwestern	2	6	0	4
Minnesota	1	6	0	6
Ohio State	1	3	0	3
Stanford		-DNP-		
Totals	38	238	1	42

2014

RUSHING	ATT	YDS	TD	LG
Jacksonville State	5	3	0	3
Oregon	0	0	0	0
Eastern Michigan	10	103	3	80
Wyoming	9	34	1	14
Nebraska	0	0	0	0
Purdue	4	44	0	30
Indiana	5	55	1	23
Michigan	3	20	0	11
Ohio State	4	20	0	7
Maryland	6	34	0	12
Rutgers	6	1	0	2
Penn State	2	2	0	3
Baylor	0	0	0	0
Totals	54	316	5	80

2015

RUSHING	ATT	YDS	TD	LG
Western Michigan		-DNP-		
Oregon		-DNP-		
Air Force		-DNP-		
Central Michigan		-DNP-		
Purdue		-DNP-		
Rutgers	2	6	0	6
Michigan	8	15	0	4
Indiana	6	0	1	2
Nebraska	1	1	0	1
Maryland	1	3	0	3
Ohio State	2	7	0	5
Penn State	4	18	0	6
Iowa	0	0	0	0
Alabama	2	6	0	5
Totals	26	56	1	6



2016 SPARTAN FOOTBALL GAME NOTES



KEVIN WILLIAMS 6-2 | 281 | TR
 HOLLAND, OHIO
 Nebraska
92 DT
 GR.-6

CAREER NOTES: Graduate transfer from Nebraska is immediately eligible to play for the Spartans in 2016 . . . received a sixth year of eligibility from the NCAA in November 2015 due to knee injuries, which prevented him from playing in 2011 and 2013 . . . will see playing time along the interior of the defensive line . . . played in 23 games for the Huskers, including four starts, during the 2012 (five games), 2014 (10 games) and 2015 (eight games) seasons . . . recorded 27 tackles at Nebraska, including 10 for losses (37 yards) and three sacks (28 yards).

2016 SEASON (SENIOR): Has started all four games at defensive tackle . . . logged best game as a Spartan at Indiana, posting five tackles . . . registered three tackles and one fumble recovery vs. Wisconsin . . . tallied two tackles at Notre Dame . . . made Spartan debut vs. Furman, logging two tackles and being selected as one of Spartan Unsung Hero Award honorees.

WILLIAMS' CAREER HIGHS

Tackles: 6, vs. Iowa (11/28/14)*
 Tackles for loss: 3, vs. Northwestern (10/18/14)*
 Sacks: 2.5, vs. Northwestern (10/18/14)*

WILLIAMS' STATISTICS

	G/GS	UT	AT	TM	TFL	SACKS	INT	PBU	FR	FF
2012*	5/0	1	3	4	1-1	0-0	0	0	0	0
2013*	-DNP-INJURED-									
2014*	10/2	5	14	19	8-34	3-28	0	0	0	0
2015*	8/2	1	3	4	1-2	0-0	0	0	1	0
2016	4/4	3	9	12	0-0	0-0	0	0	1	0
Career	27/8	10	29	39	10-37	3-28	0	0	2	0

* = AT NEBRASKA



RAEQUAN WILLIAMS 6-4 | 295 | RS
 CHICAGO, ILLINOIS
 DePaul College Prep
99 DL
 FR.

CAREER NOTES: Second-year player will see significant playing time at defensive tackle following a successful spring season.

2016 SEASON (RED-SHIRT FRESHMAN): Has played in all four games . . . notched three stops at Indiana with one tackle for loss and one QB hurry . . . logged best outing as a Spartan vs. Wisconsin with season-best four tackles, including a sack and forced fumble that set up MSU's first field goal . . . notched two tackles at Notre Dame, including first career sack in the fourth quarter . . . made Spartan debut vs. Furman, recording three tackles.

WILLIAMS' CAREER HIGHS

Tackles: 4, vs. Wisconsin (9/24/16)
 Sacks: 1, twice (last vs. Wisconsin 9/24/16)
 Forced Fumble: 1, vs. Wisconsin (9/24/16)

WILLIAMS' STATISTICS

	G/GS	UT	AT	TM	TFL	SACKS	INT	PBU	FR	FF
2016	4/0	9	3	12	3.0-11	2.0-10	0	0	0	1



KHARI WILLIS 5-11 | 211 | 1L
 JACKSON, MICHIGAN
 Lumen Christi
27 S
 SO.

CAREER NOTES: Second-year player is listed as a back-up boundary safety, behind Montae Nicholson.

2016 SEASON (SOPHOMORE): Has played in all four games and has collected seven tackles . . . leads team with four tackles on special teams . . . notched one tackle at Indiana . . . posted one tackled at Notre Dame and also registered first fumble recovery of his career, falling on a fumble on a punt in the second quarter, which set up MSU at the ND 38-yard line and on the Spartans' ensuing possession, Tyler O'Connor threw a 38-yard TD pass to Donnie Corley . . . logged four tackles vs. Furman.

WILLIS' CAREER HIGHS

Tackles: 4, twice (last vs. Furman, 9/2/16)

WILLIS' STATISTICS

	G/GS	UT	AT	TM	TFL	SACKS	INT	PBU	FR	FF
2015	9/3	2	9	11	0-0	0-0	0-0	1	0	0
2016	4/0	4	3	7	0-0	0-0	0-0	0	0	1
Career	11/3	6	12	18	0-0	0-0	0-0	1	0	0

WILLIS' GAME-BY-GAME STATISTICS

2015	UT	AT	TM	TFL	SACKS	INT	PBU	FR	FF
DEFENSE									
Western Michigan				-DNP-					
Oregon				-DNP-					
Air Force				-DNP-					
Central Michigan	0	0	0	0-0	0-0	0	1	0	0
Purdue	0	0	0	0-0	0-0	0	0	0	0
Rutgers	0	0	0	0-0	0-0	0	0	0	0
Michigan	1	2	3	0-0	0-0	0	0	0	0
Indiana	0	4	4	0-0	0-0	0	0	0	0
Nebraska	0	0	0	0-0	0-0	0	0	0	0
Maryland	0	1	1	0-0	0-0	0	0	0	0
Ohio State	1	1	2	0-0	0-0	0	0	0	0
Penn State	0	1	1	0-0	0-0	0	0	0	0
Iowa				-DNP-INJURED-					
Alabama				-DNP-INJURED-					
Totals	2	9	11	0-0	0-0	0	1	0	0

2016	UT	AT	TM	TFL	SACKS	INT	PBU	FR	FF
DEFENSE									
Furman	2	2	4	0-0	0-0	0-0	0	0	0
Notre Dame	1	0	1	0-0	0-0	0-0	0	0	1
Wisconsin	0	1	1	0-0	0-0	0-0	0	0	0
Indiana	1	0	1	0-0	0-0	0-0	0	0	0
Totals	4	3	7	0-0	0-0	0-0	0	0	1

2016 Michigan State Football Michigan State Combined Team Statistics (as of Oct 02, 2016) All games

Date	Opponent	Score	Att.	Record:	Overall	Home	Away	Neutral
Sep 02, 2016	FURMAN	W 28-13	74516	All games	2-2	1-1	1-1	0-0
Sep 17, 2016	at #18 Notre Dame	W 36-28	80795	Conference	0-2	0-1	0-1	0-0
* Sep 24, 2016	#11 WISCONSIN	L 6-30	75505	Non-Conference	2-0	1-0	1-0	0-0
* Oct 01, 2016	at Indiana	L 21-24	43971					

Rushing	gp-gs	att	gain	loss	net	avg	td	lg	avg/g
Scott, LJ	4-4	67	315	13	302	4.5	2	23	75.5
Holmes, Gerald	4-0	23	162	11	151	6.6	2	73	37.8
O'Connor, Tyler	4-4	34	127	32	95	2.8	0	15	23.8
Shelton, R.J.	4-4	5	66	0	66	13.2	0	32	16.5
London, Madre	4-0	13	62	3	59	4.5	0	24	14.8
Lewerke, Brian	1-0	1	16	0	16	16.0	0	16	16.0
Madaris, Monty	4-4	1	12	0	12	12.0	0	12	3.0
Line, Prescott	4-2	3	6	0	6	2.0	0	3	1.5
Corley, Donnie	4-0	3	4	0	4	1.3	0	3	1.0
Terry, Damion	1-0	2	2	0	2	1.0	0	2	2.0
Stewart, Darrell	3-0	1	1	0	1	1.0	0	0	0.3
Total	4	160	773	92	681	4.3	4	73	170.2
Opponents	4	138	495	73	422	3.1	5	36	105.5

Passing	gp-gs	effic	comp-att-int	pct	yds	td	lg	avg/g
O'Connor, Tyler	4-4	140.61	71-117-5	60.7	918	8	86	229.5
Lewerke, Brian	1-0	104.60	2-4-0	50.0	26	0	16	26.0
TEAM	4-0	0.00	0-1-0	0.0	0	0	0	0.0
Total	4	138.28	73-122-5	59.8	944	8	86	236.0
Opponents	4	132.26	69-122-4	56.6	959	6	57	239.8

Receiving	gp-gs	no.	yds	avg	td	lg	avg/g
Shelton, R.J.	4-4	18	244	13.6	2	86	61.0
Madaris, Monty	4-4	15	207	13.8	0	33	51.8
Corley, Donnie	4-0	14	224	16.0	1	40	56.0
Price, Josiah	4-3	12	121	10.1	2	23	30.2
Davis, Felton	4-1	4	51	12.8	1	16	12.8
Lyles, Jamal	4-2	2	22	11.0	1	12	5.5
Line, Prescott	4-2	2	6	3.0	0	3	1.5
Williams, Delton	4-0	1	24	24.0	1	24	6.0
Stewart, Darrell	3-0	1	16	16.0	0	16	5.3
London, Madre	4-0	1	15	15.0	0	15	3.8
Sokol, Matt	4-0	1	10	10.0	0	10	2.5
Scott, LJ	4-4	1	3	3.0	0	3	0.8
Holmes, Gerald	4-0	1	1	1.0	0	1	0.2
Total	4	73	944	12.9	8	86	236.0
Opponents	4	69	959	13.9	6	57	239.8

Field Goals	fg	pct.	01-19	20-29	30-39	40-49	50-99	lg	blk
Geiger, Michael	2-5	40.0	0-0	0-0	0-0	2-5	0-0	48	1

Scoring	td	fg	PAT			dpx	saf	pts
			kick	rush	rcv			
Geiger, Michael	-	2-5	11-11	-	-	-	-	17
Price, Josiah	2	-	-	-	1	-	-	14
Shelton, R.J.	2	-	-	-	-	-	-	12
Holmes, Gerald	2	-	-	-	-	-	-	12
Scott, LJ	2	-	-	-	-	-	-	12
Lyles, Jamal	1	-	-	-	-	-	-	6
Williams, Delton	1	-	-	-	-	-	-	6
Davis, Felton	1	-	-	-	-	-	-	6
Corley, Donnie	1	-	-	-	-	-	-	6
Total	12	2-5	11-11	-	1	1-1	-	91
Opponents	12	4-7	11-12	-	-	-	-	95

Score by Quarters	1st	2nd	3rd	4th	OT	Total
Michigan State	17	25	35	14	0	91
Opponents	14	9	34	35	3	95

Team Statistics	MSU	OPP
FIRST DOWNS	83	71
Rushing	32	20
Passing	46	43
Penalty	5	8
RUSHING YARDAGE	681	422
Rushing Attempts	160	138
Average Per Rush	4.3	3.1
Average Per Game	170.2	105.5
TDs Rushing	4	5
PASSING YARDAGE	944	959
Comp-Att-Int	73-122-5	69-122-4
Average Per Pass	7.7	7.9
Average Per Catch	12.9	13.9
Average Per Game	236.0	239.8
TDs Passing	8	6
TOTAL OFFENSE	1625	1381
Average Per Play	5.8	5.3
Average Per Game	406.2	345.2
KICK RETURNS: #-Yards	11-205	9-212
PUNT RETURNS: #-Yards	6-37	6-43
INT RETURNS: #-Yards	4-4	5-40
FUMBLES-LOST	4-3	6-3
PENALTIES-Yards	29-298	22-212
PUNTS-AVG	18-41.7	19-42.7
TIME OF POSSESSION/Game	32:18	27:42
3RD-DOWN Conversions	21/56	23/57
4TH-DOWN Conversions	3/5	5/7

Interceptions	no.	yds	avg	td	lg
Reschke, J.	1	0	0.0	0	0
Copeland, Vayante	1	0	0.0	0	0
Dowell, Andrew	1	0	0.0	0	0
Hicks, Darian	1	4	4.0	0	4

Punting	no.	yds	avg	lg	tb	fc	i20	50+	blk
Hartbarger, Jake	18	750	41.7	59	1	4	7	4	0

Punt Returns	no.	yds	avg	td	lg
Sowards, Brandon	4	18	4.5	0	13
Shelton, R.J.	2	19	9.5	0	13
Total	6	37	6.2	0	13
Opponents	6	43	7.2	0	31

Kick Returns	no.	yds	avg	td	lg
Stewart, Darrell	5	107	21.4	0	27
Shelton, R.J.	4	82	20.5	0	23
Williams, Delton	2	16	8.0	0	13
Total	11	205	18.6	0	27
Opponents	9	212	23.6	0	33

All Purpose	g	rush	rcv	pr	kr	ir	total	avg/g
Shelton, R.J.	4	66	244	19	82	0	411	102.8
Scott, LJ	4	302	3	0	0	0	305	76.2
Corley, Donnie	4	4	224	0	0	0	228	57.0
Madaris, Monty	4	12	207	0	0	0	219	54.8
Holmes, Gerald	4	151	1	0	0	0	152	38.0
Total	4	681	944	37	205	4	1871	467.8
Opponents	4	422	959	43	212	40	1676	419.0

Total Offense	g	plays	rush	pass	total	avg/g
O'Connor, Tyler	4	151	95	918	1013	253.2
Scott, LJ	4	67	302	0	302	75.5
Holmes, Gerald	4	23	151	0	151	37.8
Shelton, R.J.	4	5	66	0	66	16.5
London, Madre	4	13	59	0	59	14.8
Total	4	282	681	944	1625	406.2
Opponents	4	260	422	959	1381	345.2

#	Defensive Leaders	gp-gs	Tackles			tfl/yds	Sacks	Pass defense		Fumbles		blkd	saf
			ua	a	tot			no-yds	int-yds	brup	qbh		
23	Frey, Chris	4-4	13	14	27	1.5-3
7D	Cox, Demetrious	4-4	10	17	27	0.5-1	.	.	2	1	.	.	.
9D	Nicholson, Montae	4-4	10	14	24	.	.	.	2	.	1-0	.	.
5	Dowell, Andrew	4-2	12	9	21	1.0-6	1.0-6	1.0	1

2016 Michigan State Football
Michigan State Overall Team Statistics (as of Oct 02, 2016)
All games

Team Statistics	MSU	OPP
SCORING	91	95
Points Per Game	22.8	23.8
Points Off Turnovers	25	16
FIRST DOWNS	83	71
Rushing	32	20
Passing	46	43
Penalty	5	8
RUSHING YARDAGE	681	422
Yards gained rushing	773	495
Yards lost rushing	92	73
Rushing Attempts	160	138
Average Per Rush	4.3	3.1
Average Per Game	170.2	105.5
TDs Rushing	4	5
PASSING YARDAGE	944	959
Comp-Att-Int	73-122-5	69-122-4
Average Per Pass	7.7	7.9
Average Per Catch	12.9	13.9
Average Per Game	236.0	239.8
TDs Passing	8	6
TOTAL OFFENSE	1625	1381
Total Plays	282	260
Average Per Play	5.8	5.3
Average Per Game	406.2	345.2
KICK RETURNS: #-Yards	11-205	9-212
PUNT RETURNS: #-Yards	6-37	6-43
INT RETURNS: #-Yards	4-4	5-40
KICK RETURN AVERAGE	18.6	23.6
PUNT RETURN AVERAGE	6.2	7.2
INT RETURN AVERAGE	1.0	8.0
FUMBLES-LOST	4-3	6-3
PENALTIES-Yards	29-298	22-212
Average Per Game	74.5	53.0
PUNTS-Yards	18-750	19-811
Average Per Punt	41.7	42.7
Net punt average	38.2	40.7
KICKOFFS-Yards	18-1118	19-1155
Average Per Kick	62.1	60.8
Net kick average	43.4	39.5
TIME OF POSSESSION/Game	32:18	27:42
3RD-DOWN Conversions	21/56	23/57
3rd-Down Pct	38%	40%
4TH-DOWN Conversions	3/5	5/7
4th-Down Pct	60%	71%
SACKS BY-Yards	5-27	8-32
MISC YARDS	0	2
TOUCHDOWNS SCORED	12	12
FIELD GOALS-ATTEMPTS	2-5	4-7
ON-SIDE KICKS	0-0	0-0
RED-ZONE SCORES	(8-10) 80%	(13-14) 93%
RED-ZONE TOUCHDOWNS	(8-10) 80%	(10-14) 71%
PAT-ATTEMPTS	(11-11) 100%	(11-12) 92%
ATTENDANCE	150021	124766
Games/Avg Per Game	2/75010	2/62383
Neutral Site Games		0/0

Score by Quarters	1st	2nd	3rd	4th	OT	Total
Michigan State	17	25	35	14	0	91
Opponents	14	9	34	35	3	95

2016 Michigan State Football
Michigan State Overall Individual Statistics (as of Oct 02, 2016)
All games

Rushing	gp-gs	att	gain	loss	net	avg	td	lg	avg/g
Scott, LJ	4-4	67	315	13	302	4.5	2	23	75.5
Holmes, Gerald	4-0	23	162	11	151	6.6	2	73	37.8
O'Connor, Tyler	4-4	34	127	32	95	2.8	0	15	23.8
Shelton, R.J.	4-4	5	66	0	66	13.2	0	32	16.5
London, Madre	4-0	13	62	3	59	4.5	0	24	14.8
Lewerke, Brian	1-0	1	16	0	16	16.0	0	16	16.0
Madaris, Monty	4-4	1	12	0	12	12.0	0	12	3.0
Line, Prescott	4-2	3	6	0	6	2.0	0	3	1.5
Corley, Donnie	4-0	3	4	0	4	1.3	0	3	1.0
Terry, Damion	1-0	2	2	0	2	1.0	0	2	2.0
Stewart, Darrell	3-0	1	1	0	1	1.0	0	0	0.3
TEAM	4-0	7	0	33	-33	-4.7	0	0	-8.2
Total	4	160	773	92	681	4.3	4	73	170.2
Opponents	4	138	495	73	422	3.1	5	36	105.5

Passing	gp-gs	effic	comp-att-int	pct	yds	td	lg	avg/g
O'Connor, Tyler	4-4	140.61	71-117-5	60.7	918	8	86	229.5
Lewerke, Brian	1-0	104.60	2-4-0	50.0	26	0	16	26.0
TEAM	4-0	0.00	0-1-0	0.0	0	0	0	0.0
Total	4	138.28	73-122-5	59.8	944	8	86	236.0
Opponents	4	132.26	69-122-4	56.6	959	6	57	239.8

Receiving	gp-gs	no.	yds	avg	td	lg	avg/g
Shelton, R.J.	4-4	18	244	13.6	2	86	61.0
Madaris, Monty	4-4	15	207	13.8	0	33	51.8
Corley, Donnie	4-0	14	224	16.0	1	40	56.0
Price, Josiah	4-3	12	121	10.1	2	23	30.2
Davis, Felton	4-1	4	51	12.8	1	16	12.8
Lyles, Jamal	4-2	2	22	11.0	1	12	5.5
Line, Prescott	4-2	2	6	3.0	0	3	1.5
Williams, Delton	4-0	1	24	24.0	1	24	6.0
Stewart, Darrell	3-0	1	16	16.0	0	16	5.3
London, Madre	4-0	1	15	15.0	0	15	3.8
Sokol, Matt	4-0	1	10	10.0	0	10	2.5
Scott, LJ	4-4	1	3	3.0	0	3	0.8
Holmes, Gerald	4-0	1	1	1.0	0	1	0.2
Total	4	73	944	12.9	8	86	236.0
Opponents	4	69	959	13.9	6	57	239.8

Punt Returns	no.	yds	avg	td	lg
Sowards, Brandon	4	18	4.5	0	13
Shelton, R.J.	2	19	9.5	0	13
Total	6	37	6.2	0	13
Opponents	6	43	7.2	0	31

Interceptions	no.	yds	avg	td	lg
Dowell, Andrew	1	0	0.0	0	0
Reschke, J.	1	0	0.0	0	0
Copeland, Vayante	1	0	0.0	0	0
Hicks, Darian	1	4	4.0	0	4
Total	4	4	1.0	0	4
Opponents	5	40	8.0	0	30

Kick Returns	no.	yds	avg	td	lg
Stewart, Darrell	5	107	21.4	0	27
Shelton, R.J.	4	82	20.5	0	23
Williams, Delton	2	16	8.0	0	13
Total	11	205	18.6	0	27
Opponents	9	212	23.6	0	33

Fumble Returns	no.	yds	avg	td	lg
Total	0	0	0.0	0	0
Opponents	1	66	66.0	1	66

2016 Michigan State Football
Michigan State Overall Individual Statistics (as of Oct 02, 2016)
All games

Scoring	td	fg	PAT				dxp	saf	pts
			kick	rush	rcv	pass			
Geiger, Michael	-	2-5	11-11	-	-	-	-	-	17
Price, Josiah	2	-	-	-	1	-	-	-	14
Holmes, Gerald	2	-	-	-	-	-	-	-	12
Shelton, R.J.	2	-	-	-	-	-	-	-	12
Scott, LJ	2	-	-	-	-	-	-	-	12
Davis, Felton	1	-	-	-	-	-	-	-	6
Williams, Delton	1	-	-	-	-	-	-	-	6
Lyles, Jamal	1	-	-	-	-	-	-	-	6
Corley, Donnie	1	-	-	-	-	-	-	-	6
Macksood, Matt	-	-	-	-	-	1-1	-	-	0
Total	12	2-5	11-11	-	1	1-1	-	-	91
Opponents	12	4-7	11-12	-	-	-	-	-	95

Total Offense	g	plays	rush	pass	total	avg/g
O'Connor, Tyler	4	151	95	918	1013	253.2
Scott, LJ	4	67	302	0	302	75.5
Holmes, Gerald	4	23	151	0	151	37.8
Shelton, R.J.	4	5	66	0	66	16.5
London, Madre	4	13	59	0	59	14.8
Lewerke, Brian	1	5	16	26	42	42.0
Madaris, Monty	4	1	12	0	12	3.0
Line, Prescott	4	3	6	0	6	1.5
Corley, Donnie	4	3	4	0	4	1.0
Terry, Damion	1	2	2	0	2	2.0
Stewart, Darrell	3	1	1	0	1	0.3
TEAM	4	8	-33	0	-33	-8.2
Total	4	282	681	944	1625	406.2
Opponents	4	260	422	959	1381	345.2

Field Goals	fg	pct.	01-19	20-29	30-39	40-49	50-99	lg	blk
Geiger, Michael	2-5	40.0	0-0	0-0	0-0	2-5	0-0	48	1

FG Sequence	Michigan State	Opponents
Furman	43	(20),50,(23)
Notre Dame	-	-
Wisconsin	(48),(40)	(41)
Indiana	40,49	50,40,(20)

Punting	no.	yds	avg	lg	tb	fc	i20	50+	blk
Hartbarger, Jake	18	750	41.7	59	1	4	7	4	0
Total	18	750	41.7	59	1	4	7	4	0
Opponents	19	811	42.7	71	0	5	7	3	0

Kickoffs	no.	yds	avg	tb	ob	retn	net	ydln
Cronin, Kevin	18	1118	62.1	5	3			
Total	18	1118	62.1	5	3	23.6	43.4	21
Opponents	19	1155	60.8	8	0	18.6	39.5	25

Numbers in (parentheses) indicate field goal was made.

2016 Michigan State Football
Michigan State Overall Individual Statistics (as of Oct 02, 2016)
All games

<u>All Purpose</u>	<u>g</u>	<u>rush</u>	<u>rcv</u>	<u>pr</u>	<u>kr</u>	<u>ir</u>	<u>total</u>	<u>avg/g</u>
Shelton, R.J.	4	66	244	19	82	0	411	102.8
Scott, LJ	4	302	3	0	0	0	305	76.2
Corley, Donnie	4	4	224	0	0	0	228	57.0
Madaris, Monty	4	12	207	0	0	0	219	54.8
Holmes, Gerald	4	151	1	0	0	0	152	38.0
Stewart, Darrell	3	1	16	0	107	0	124	41.3
Price, Josiah	4	0	121	0	0	0	121	30.2
O'Connor, Tyler	4	95	0	0	0	0	95	23.8
London, Madre	4	59	15	0	0	0	74	18.5
Davis, Felton	4	0	51	0	0	0	51	12.8
Williams, Delton	4	0	24	0	16	0	40	10.0
Lyles, Jamal	4	0	22	0	0	0	22	5.5
Sowards, Brand	3	0	0	18	0	0	18	6.0
Lewerke, Brian	1	16	0	0	0	0	16	16.0
Line, Prescott	4	6	6	0	0	0	12	3.0
Sokol, Matt	4	0	10	0	0	0	10	2.5
Hicks, Darian	4	0	0	0	0	4	4	1.0
Terry, Damion	1	2	0	0	0	0	2	2.0
TEAM	4	-33	0	0	0	0	-33	-8.2
Total	4	681	944	37	205	4	1871	467.8
Opponents	4	422	959	43	212	40	1676	419.0

2016 Michigan State Football
Michigan State Overall Defensive Statistics (as of Oct 02, 2016)
All games

##	Defensive Leaders	gp-gs	Tackles				tfl/yds	Sacks no-yds	Pass defense			Fumbles		blkd	
			ua	a	tot				int-yds	brup	qbh	rcv-yds	ff	kick	saf
7D	Cox, Demetrious	4-4	10	17	27	0.5-1	.	.	2	1
23	Frey, Chris	4-4	13	14	27	1.5-3	.	.	.	4
9D	Nicholson, Montae	4-4	10	14	24	.	.	.	2	.	1-0
5	Dowell, Andrew	4-2	13	9	22	1.0-6	1.0-6	1-0	1
13	Copeland, Vayante	4-2	11	10	21	.	.	1-0	2
2	Hicks, Darian	4-4	11	3	14	1.0-2	.	1-4	6
4	McDowell, Malik	4-4	7	6	13	2.0-8	.	.	.	2
33	Reschke, J.	2-2	7	6	13	1.0-1	.	1-0	.	.	.	1	.	.	.
92	Williams, Kevin	4-4	3	9	12	1-0
99	Williams, Raequan	4-0	6	6	12	3.0-11	2.0-10	.	.	1	.	1	.	.	.
30	Bullough, Riley	2-2	6	6	12	2.0-3	.	.	.	2
85	Jones, Evan	4-4	6	5	11	1.0-5	1.0-5	.	1
49	Jones, Shane	4-2	5	6	11	2.0-7	0.5-3	1	.	.	.
98	Cooper, Demetrius	4-4	5	4	9	3.0-14	0.5-3	.	.	2
27	Willis, Khari	4-0	4	3	7
38	Bullough, Byron	4-0	1	3	4
10	Morrissey, Matt	4-0	3	.	3
89	Sherrod, Gabe	4-0	.	3	3	1
44	Miller, Grayson	4-0	1	2	3
96	Panasuik, Mike	4-0	3	.	3
15	Smith, Tyson	4-2	2	.	2	.	.	.	2	1
1K	King, Josh	2-0	1	1	2	1.0-1
31	Harrell, T.J.	3-0	.	1	1
20	Watts-Jackson, Jalen	4-0	.	1	1
2D	Dowell, David	4-0	.	1	1
19	Butler, Josh	4-0	1	.	1
11	Lyles, Jamal	4-2	1	.	1
28	London, Madre	4-0	.	1	1
7	O'Connor, Tyler	4-4	1	.	1
24	Holmes, Gerald	4-0	1	.	1
TM	TEAM	4-0	.	1	1
57	Caffisch, Collin	4-0	1-0
Total		4	132	132	264	19-62	5-27	4-4	16	14	3-0	3	.	.	.
Opponents		4	169	98	267	22-60	8-32	5-40	15	13	3-66	2	1	.	.

2016 Michigan State Football
Michigan State Team Game-by-Game (as of Oct 02, 2016)
All games

TEAM STATISTICS

Date	Opponent	Rushing				Receiving				Passing				Kick Returns				Punt Returns				tot off		
		no.	yds	td	lg	no.	yds	td	lg	cmp	att	int	yds	td	lg	no.	yds	td	lg	no.	yds		td	lg
Sep 02	FURMAN	40	171	1	32	13	190	3	31	13	18	1	190	3	31	3	70	0	27	4	23	0	13	361
Sep 17	at Notre Dame	52	260	3	73	19	241	2	38	19	26	1	241	2	38	3	42	0	26	0	0	0	0	501
Sep 24	WISCONSIN	27	75	0	19	20	250	0	40	20	43	3	250	0	40	4	70	0	21	1	13	0	13	325
Oct 01	at Indiana	41	175	0	24	21	263	3	86	21	35	0	263	3	86	1	23	0	23	1	1	0	1	438
Michigan State		160	681	4	73	73	944	8	86	73	122	5	944	8	86	11	205	0	27	6	37	0	13	1625
		138	422	5	36	69	959	6	57	69	122	4	959	6	57	9	212	0	33	6	43	0	31	1381

Games: 4 • Avg/rush: 4.3 • Avg/catch: 12.9 • Pass effic: 138.28 • KR avg: 18.6 • PR avg: 6.2 • All purpose avg/game: 467.8 • Total offense avg/gm: 406.2

Date	Opponent	Tackles				Sacks no-yds	Fumble		Pass Defense			blkd kick	PAT Attempts			off		
		ua	a	total	tfl-yds		ff	fr-yds	int-yds	qbh	brup		kick	rush	rcv	saf	t/o	pts
Sep 02	FURMAN	24	42	66	4.0-20	1.0-5	0	0-0	1-0	5	6	0	4-4	0	0	0	7	28
Sep 17	at Notre Dame	36	12	48	6.0-19	2.0-11	1	2-0	1-0	5	3	0	4-4	0	1	0	15	36
Sep 24	WISCONSIN	29	56	85	7.0-21	2.0-11	1	1-0	1-4	3	4	0	0-0	0	0	0	3	6
Oct 01	at Indiana	43	22	65	2.0-2	0.0-0	1	0-0	1-0	1	3	0	3-3	0	0	0	0	21
Michigan State		132	132	264	19.0-62	5.0-27	3	3-0	4-4	14	16	0	11-11	0	1	0	25	91
		169	98	267	22.0-60	8.0-32	2	3-66	5-40	13	15	1	11-12	0	0	0	16	95

Date	Opponent	Punting							Field Goals			Kickoffs						
		no.	yds	avg	long	blkd	tb	fc	50+	i20	md-att	long	blkd	no.	yds	avg	tb	ob
Sep 02	FURMAN	3	134	44.7	58	0	0	0	1	3	0-1	0	0	5	314	62.8	3	1
Sep 17	at Notre Dame	7	266	38.0	42	0	0	1	0	2	0-0	0	0	6	383	63.8	2	1
Sep 24	WISCONSIN	3	153	51.0	57	0	1	1	2	1	2-2	48	0	3	184	61.3	0	1
Oct 01	at Indiana	5	197	39.4	59	0	0	2	1	1	0-2	0	1	4	237	59.2	0	0
Michigan State		18	750	41.7	59	0	1	4	4	7	2-5	48	1	18	1118	62.1	5	3
		19	811	42.7	71	0	0	5	3	7	4-7	41	0	19	1155	60.8	8	0

2016 Michigan State Football
Michigan State Opponent Game-by-Game (as of Oct 02, 2016)
All games

OPPONENT STATISTICS

Date	Opponent	Rushing				Receiving				Passing				Kick Returns				Punt Returns				tot off		
		no.	yds	td	lg	no.	yds	td	lg	cmp	att	int	yds	td	lg	no.	yds	td	lg	no.	yds		td	lg
Sep 02	FURMAN	33	87	1	14	16	139	0	16	16	31	1	139	0	16	1	25	0	25	1	5	0	5	226
Sep 17	at Notre Dame	25	57	2	14	20	344	2	48	20	37	1	344	2	48	3	60	0	24	3	7	0	6	401
Sep 24	WISCONSIN	41	122	2	22	16	195	1	31	16	26	1	195	1	31	2	37	0	19	0	0	0	0	317
Oct 01	at Indiana	39	156	0	36	17	281	3	57	17	28	1	281	3	57	3	90	0	33	2	31	0	31	437
Opponents		138	422	5	36	69	959	6	57	69	122	4	959	6	57	9	212	0	33	6	43	0	31	1381
		160	681	4	73	73	944	8	86	73	122	5	944	8	86	11	205	0	27	6	37	0	13	1625

Games: 4 • Avg/rush: 3.1 • Avg/catch: 13.9 • Pass effic: 132.26 • KR avg: 23.6 • PR avg: 7.2 • All purpose avg/game: 419.0 • Total offense avg/gm: 345.2

Date	Opponent	Tackles				Sacks no-yds	Fumble		Pass Defense			blkd kick	PAT Attempts			off			
		ua	a	total	tfl-yds		ff	fr-yds	int-yds	qbh	brup		kick	rush	rcv	saf	t/o	pts	
Sep 02	FURMAN	30	38	68	4.0-6	2.0-3	0	1-0	1-2	1	2	0	1-1	0	0	0	0	3	13
Sep 17	at Notre Dame	54	20	74	5.0-15	0.0-0	0	0-0	1-30	4	4	0	4-4	0	0	0	0	0	28
Sep 24	WISCONSIN	35	22	57	7.0-24	4.0-20	1	1-66	3-8	7	4	0	3-4	0	0	0	0	13	30
Oct 01	at Indiana	50	18	68	6.0-15	2.0-9	1	1-0	0-0	1	5	1	3-3	0	0	0	0	0	24
Opponents		169	98	267	22.0-60	8.0-32	2	3-66	5-40	13	15	1	11-12	0	0	0	0	16	95
		132	132	264	19.0-62	5.0-27	3	3-0	4-4	14	16	0	11-11	0	1	0	0	25	91

Date	Opponent	Punting							Field Goals			Kickoffs						
		no.	yds	avg	long	blkd	tb	fc	50+	i20	md-att	long	blkd	no.	yds	avg	tb	ob
Sep 02	FURMAN	5	189	37.8	44	0	0	0	0	0	2-3	23	0	4	249	62.2	1	0
Sep 17	at Notre Dame	6	302	50.3	71	0	0	3	3	3	0-0	0	0	5	276	55.2	2	0
Sep 24	WISCONSIN	5	204	40.8	48	0	0	1	0	2	1-1	41	0	6	385	64.2	2	0
Oct 01	at Indiana	3	116	38.7	42	0	0	1	0	2	1-3	20	0	4	245	61.2	3	0
Opponents		19	811	42.7	71	0	0	5	3	7	4-7	41	0	19	1155	60.8	8	0
		18	750	41.7	59	0	1	4	4	7	2-5	48	1	18	1118	62.1	5	3

2016 Michigan State Football
Michigan State Individual Season/Career Statistics (as of Oct 02, 2016)
All games

	SEASON									CAREER								
Rushing	gp	att	gain	loss	net	avg	td	lg	avg/g	gp	att	gain	loss	net	avg	td	lg	avg/g
Scott, LJ	4	67	315	13	302	4.5	2	23	75.5	18	213	1034	33	1001	4.7	13	38	55.6
Holmes, Gerald	4	23	162	11	151	6.6	2	73	37.8	20	148	759	24	735	5.0	10	73	36.8
O'Connor, Tyler	4	34	127	32	95	2.8	0	15	23.8	18	62	234	45	189	3.0	2	15	10.5
Shelton, R.J.	4	5	66	0	66	13.2	0	32	16.5	44	71	513	19	494	7.0	4	35	11.2
London, Madre	4	13	62	3	59	4.5	0	24	14.8	15	132	593	34	559	4.2	3	62	37.3
Lewerke, Brian	1	1	16	0	16	16.0	0	16	16.0	1	1	16	0	16	16.0	0	16	16.0
Madaris, Monty	4	1	12	0	12	12.0	0	12	3.0	27	1	12	0	12	12.0	0	12	0.4
Line, Prescott	4	3	6	0	6	2.0	0	3	1.5	4	3	6	0	6	2.0	0	3	1.5
Corley, Donnie	4	3	4	0	4	1.3	0	3	1.0	4	3	4	0	4	1.3	0	3	1.0
Terry, Damion	1	2	2	0	2	1.0	0	2	2.0	16	35	161	29	132	3.8	0	15	8.2
Stewart, Darrell	3	1	1	0	1	1.0	0	0	0.3	3	1	1	0	1	1.0	0	0	0.3
TEAM	4	7	0	33	-33	-4.7	0	0	-8.2									
Total	4	160	773	92	681	4.3	4	73	170.2									
Opponents	4	138	495	73	422	3.1	5	36	105.5									
Passing	gp	effic	comp-att-int	pct	yds	td	lg	avg/g	gp	effic	comp-att-int	pct	yds	td	lg	avg/g		
O'Connor, Tyler	4	140.61	71-117-5	60.7	918	8	86	229.5	18	139.84	105-171-7	61.4	1292	12	86	71.8		
Lewerke, Brian	1	104.60	2-4-0	50.0	26	0	16	26.0	1	104.60	2-4-0	50.0	26	0	16	26.0		
TEAM	4	0.00	0-1-0	0.0	0	0	0	0.0										
Total	4	138.28	73-122-5	59.8	944	8	86	236.0										
Opponents	4	132.26	69-122-4	56.6	959	6	57	239.8										
Receiving	gp	no.	yds	avg	td	lg	avg/g	gp	no.	yds	avg	td	lg	avg/g				
Shelton, R.J.	4	18	244	13.6	2	86	61.0	44	81	926	11.4	8	86	21.0				
Madaris, Monty	4	15	207	13.8	0	33	51.8	27	22	310	14.1	0	34	11.5				
Corley, Donnie	4	14	224	16.0	1	40	56.0	4	14	224	16.0	1	40	56.0				
Price, Josiah	4	12	121	10.1	2	23	30.2	43	78	972	12.5	18	67	22.6				
Davis, Felton	4	4	51	12.8	1	16	12.8	11	6	101	16.8	1	28	9.2				
Lyles, Jamal	4	2	22	11.0	1	12	5.5	45	20	287	14.4	2	26	6.4				
Line, Prescott	4	2	6	3.0	0	3	1.5	4	2	6	3.0	0	3	1.5				
Williams, Delton	4	1	24	24.0	1	24	6.0	35	8	84	10.5	1	24	2.4				
Stewart, Darrell	3	1	16	16.0	0	16	5.3	3	1	16	16.0	0	16	5.3				
London, Madre	4	1	15	15.0	0	15	3.8	15	4	38	9.5	0	15	2.5				
Sokol, Matt	4	1	10	10.0	0	10	2.5	18	1	10	10.0	0	10	0.6				
Scott, LJ	4	1	3	3.0	0	3	0.8	18	4	18	4.5	0	9	1.0				
Holmes, Gerald	4	1	1	1.0	0	1	0.2	20	11	93	8.5	0	24	4.7				
Total	4	73	944	12.9	8	86	236.0											
Opponents	4	69	959	13.9	6	57	239.8											
Total Offense	g	plays	rush	pass	total	avg/g	g	plays	rush	pass	total	avg/g						
O'Connor, Tyler	4	151	95	918	1013	253.2	18	233	189	1292	1481	82.3						
Scott, LJ	4	67	302	0	302	75.5	18	213	1001	0	1001	55.6						
Holmes, Gerald	4	23	151	0	151	37.8	20	148	735	0	735	36.8						
Shelton, R.J.	4	5	66	0	66	16.5	44	72	494	0	494	11.2						
London, Madre	4	13	59	0	59	14.8	15	132	559	0	559	37.3						
Lewerke, Brian	1	5	16	26	42	42.0	1	5	16	26	42	42.0						
Madaris, Monty	4	1	12	0	12	3.0	27	1	12	0	12	0.4						
Line, Prescott	4	3	6	0	6	1.5	4	3	6	0	6	1.5						
Corley, Donnie	4	3	4	0	4	1.0	4	3	4	0	4	1.0						
Terry, Damion	1	2	2	0	2	2.0	16	61	132	103	235	14.7						
Stewart, Darrell	3	1	1	0	1	0.3	3	1	1	0	1	0.3						
TEAM	4	8	-33	0	-33	-8.2												
Total	4	282	681	944	1625	406.2												
Opponents	4	260	422	959	1381	345.2												

2016 Michigan State Football Michigan State - Long Plays

20-YARD PLUS PLAYS

Yds	Type	Player(s)	Opponent
86*	Pass	Shelton, R.J. from O'Connor, Tyler	Indiana
73*	Rush	Holmes, Gerald	Notre Dame
40	Pass	Corley, Donnie from O'Connor, Tyler	Wisconsin
38*	Pass	Corley, Donnie from O'Connor, Tyler	Notre Dame
33	Pass	Madaris, Monty from O'Connor, Tyler	Notre Dame
32	Rush	Shelton, R.J.	Furman
31	Pass	Madaris, Monty from O'Connor, Tyler	Furman
28	Pass	Corley, Donnie from O'Connor, Tyler	Notre Dame
27	Pass	Corley, Donnie from O'Connor, Tyler	Wisconsin
27	KR	Stewart, Darrell	Furman
26	KR	Stewart, Darrell	Notre Dame
25	KR	Stewart, Darrell	Furman
24	Rush	London, Madre	Indiana
24*	Pass	Williams, Delton from O'Connor, Tyler	Indiana
23	KR	Shelton, R.J.	Indiana
23	Pass	Madaris, Monty from O'Connor, Tyler	Furman
23	Rush	Scott, LJ	Notre Dame
23	Pass	Price, Josiah from O'Connor, Tyler	Notre Dame
23	Pass	Shelton, R.J. from O'Connor, Tyler	Notre Dame
22	Rush	Holmes, Gerald	Indiana
21	KR	Shelton, R.J.	Wisconsin
21	Rush	Scott, LJ	Furman
21*	Pass	Price, Josiah from O'Connor, Tyler	Furman
20	KR	Shelton, R.J.	Wisconsin

* touchdown scored on play

LONG PLAYS BY THE NUMBERS

Long Plays By Yards	No.	TD
100+	0	0
90-99	0	0
80-89	1	1
70-79	1	1
60-69	0	0
50-59	0	0
40-49	1	0
30-39	4	1
20-29	17	2

Long Plays By Type	No.	TD
Rushing	6	1
Passing	12	4
Punt returns	0	0
Kick returns	6	0
Interceptions	0	0
Fumble returns	0	0
Other	0	0
TOTAL	24	5

20-YARD PLUS BY PLAYER

Player	No.	TD	R	P	KR	PR	IR	FR
Shelton, R.J.	6	1	1	2	3	0	0	0
Corley, Donnie	4	1	0	4	0	0	0	0
Madaris, Monty	3	0	0	3	0	0	0	0
Stewart, Darrell	3	0	0	0	3	0	0	0
Holmes, Gerald	2	1	2	0	0	0	0	0
Price, Josiah	2	1	0	2	0	0	0	0
Scott, LJ	2	0	2	0	0	0	0	0
Williams, Delton	1	1	0	1	0	0	0	0
London, Madre	1	0	1	0	0	0	0	0
TOTAL	24	5	6	12	6	0	0	0

LONGEST PLAYS OF THE YEAR

Rushing

73 Holmes, Gerald vs Notre Dame (9/17/2016)

Rushing Touchdown

73 Holmes, Gerald vs Notre Dame (9/17/2016)

Passing

86 Shelton, R.J. from O'Connor, Tyler vs Indiana (10/1/2016)

Passing Touchdown

86 Shelton, R.J. from O'Connor, Tyler vs Indiana (10/1/2016)

Punt Return

13 Sowards, Brandon vs Wisconsin (9/24/2016)

13 Shelton, R.J. vs Furman (9/2/2016)

Kick Return

27 Stewart, Darrell vs Furman (9/2/2016)

Interception Return

4 Hicks, Darian vs Wisconsin (9/24/2016)

Fumble Return

None

Punt

59 Hartbarger, Jake vs Indiana (10/1/2016)

Field Goal

48 Geiger, Michael vs Wisconsin (9/24/2016)



2016 SPARTAN FOOTBALL GAME NOTES

SCORING DRIVES BREAKDOWN

MSU SCORING DRIVES (Game-by-Game)

Opp.	Plays	Yards	Time	Result	Qtr	Scoring Play
FUR	7	76	3:41	TD	1	Scott 1-yd. run
FUR	8	57	3:28	TD	2	Davis 13-yd. pass; O'Connor
FUR	5	58	3:02	TD	3	Price 21-yd. pass; O'Connor
FUR	12	60	6:49	TD	4	Lyles 12-yd. pass; O'Connor
ND	1	38	0:08	TD	2	Corley 38-yd. pass; O'Connor
ND	11	92	4:43	TD	2	Shelton 10-yd. pass; O'Connor
ND	10	75	4:53	TD	3	Holmes 3-yd. run
ND	3	39	0:47	TD	3	Scott 9-yd. run
ND	2	78	0:41	TD	3	Holmes 73-yd. run
WIS	7	16	1:31	FG	1	Geiger 48-yd. FG
WIS	15	62	5:51	FG	2	Geiger 40-yd. FG
IU	2	87	0:42	TD	1	Shelton 86-yd. pass; O'Connor
IU	7	77	3:42	TD	3	D.Williams 24-yd. pass; O'Connor
IU	13	75	4:27	TD	4	Price 2-yd. pass; O'Connor

Longest Drives Breakdown

by No. of Plays: 15, vs. Wisconsin
 by No. of Yards: 92, vs. Notre Dame
 Time of Possession: 6:49, vs. Furman
 Longest Scoring Play (run): Holmes 73-yard run, vs. Notre Dame
 Longest Scoring Play (pass): Shelton 86-yard pass from O'Connor, vs. Indiana

TD Drive Breakdown

No. of TD Scoring Drives: 12
 1-9 yards: 0
 10-19 yards: 0
 20-29 yards: 0
 30-39 yards: 2
 40-49 yards: 0
 50-59 yards: 2
 60-69 yards: 1
 70-79 yards: 4
 80-89 yards: 2
 90-99 yards: 1

1st Quarter: 2
 2nd Quarter: 3
 3rd Quarter: 5
 4th Quarter: 2

Most Points in a Quarter: 21, 3rd, vs. Notre Dame
 Most Points in 1st Half: 15, vs. Notre Dame
 Most Points in 2nd Half: 21, vs. Notre Dame

OPPONENT SCORING DRIVES (Game-by-Game)

Opp.	Plays	Yards	Time	Result	Qtr	Scoring Play
FUR	13	72	3:04	FG	2	Hollingsworth 20-yd. FG
FUR	9	29	3:54	FG	3	Hollingsworth 23-yd. FG
FUR	11	73	5:42	TD	4	Wilcox 6-yd. run
ND	9	91	4:24	TD	1	Kizer 14-yd. run
ND	4	65	1:05	TD	3	St. Brown 15-yd. pass; Kizer
ND	9	80	2:23	TD	4	Kizer 3-yd. run
ND	8	69	1:45	TD	4	Smythe 12-yd. pass; Kizer
WIS	16	65	7:38	TD	1	Steffes 1-yd. pass; Hornibrook
WIS	6	28	2:40	TD	2	Clement 1-yd. run
WIS	10	54	5:40	FG	3	Endicott 41-yd. FG
WIS	1	5	0:06	TD	3	Clement 5-yd. run
IU	7	75	3:08	TD	3	Lagow 5-yd. pass; Paige
IU	8	90	3:03	TD	4	Jones 22-yd. pass; Lagow
IU	5	70	1:44	TD	4	Paige 15-yd. pass; Lagow
IU	6	22	0:00	FG	OT	Oakes 20-yd. FG

Longest Drives Breakdown

by No. of Plays: 16, vs. Wisconsin
 by No. of Yards: 92, vs. Notre Dame
 Time of Possession: 7:38, vs. Wisconsin
 Longest Scoring Play (run): Kizer (Notre Dame) 14 yards
 Longest Scoring Play (pass): Jones 22-yard pass from Lagow, vs. Indiana

TD Drive Breakdown

No. of TD Scoring Drives: 11
 1-9 yards: 1
 10-19 yards: 0
 20-29 yards: 1
 30-39 yards: 0
 40-49 yards: 0
 50-59 yards: 0
 60-69 yards: 3
 70-79 yards: 3
 80-89 yards: 1
 90-99 yards: 2

1st Quarter: 2
 2nd Quarter: 1
 3rd Quarter: 1
 4th Quarter: 15

Most Points in a Quarter: 17, 3rd, vs. Wisconsin
 Most Points in 1st Half: 13, vs. Wisconsin
 Most Points in 2nd Half: 21, twice (last vs Indiana)