



# 2014-15 WEBER STATE MEN'S BASKETBALL

#WEAREWEBER

WeberStateSports.com • Facebook: WeberStateAthletics • Twitter: @weberstate, @weberstatemb

Men's Basketball Contact: Paul Grua • Phone: (801) 626-7414 • Email: pgrua@weber.edu

## 2014-15 Wildcat Schedule

Overall: 3-4    Big Sky: 0-0  
Home: 2-0    Home: 0-0  
Away: 0-2    Away: 0-0

Date	Opponent	Time/Result
11/14	at Utah State	L 61-72
11/17	Presentation College	W 74-49
11/21	^ vs. Illinois State	L 64-73
11/22	^ vs. LSU	L 58-72
11/24	^ vs. Nevada	W 59-56
12/01	Oral Roberts	W 62-61
12/06	at UT Arlington	L 56-63
12/13	BYU	7:00 pm
12/20	Utah Valley	7:00 pm
12/22	at Oklahoma	6:00 pm
12/27	Bristol	7:00 pm
01/01	* at Eastern Washington	3:00 pm
01/03	* at Idaho	8:00 pm
01/08	* Montana	7:00 pm
01/10	* Montana State	7:00 pm
01/15	* at Northern Arizona	6:30 pm
01/17	* at Southern Utah	7:00 pm
01/22	* Portland State	7:00 pm
01/24	* Sacramento State	7:00 pm
01/29	* at North Dakota	6:00 pm
01/31	* at Northern Colorado	7:00 pm
02/07	* at Idaho State	7:00 pm
02/12	* Southern Utah	7:00 pm
02/14	* Northern Arizona	7:00 pm
02/19	* at Montana State	7:00 pm
02/21	* at Montana	7:00 pm
02/28	* Idaho State	7:00 pm
03/05	* Idaho	7:00 pm
03/07	* Eastern Washington	7:00 pm
03/13-15	Big Sky Tournament	TBA

^ US Virgin Islands Paradise Jam  
\* Big Sky Conference game  
All times are Mountain and subject to change.



### Game 8

BYU (7-3) at Weber State (3-4)  
Saturday, Dec. 13, 2014 • 7:00 p.m.  
Ogden, Utah • Dee Events Center (11,500)

### TV:

KJZZ 14 (Steve Klauke, Phil Johnson)

### Radio:

KLO 1430 AM (Carl Arky, Dutch Belnap)

### Online video:

WatchBigSky.com or Watch Big Sky App

### Live audio:

WeberStateSports.com

### Live stats:

WeberStateStats.com

### Twitter:

@weberstate, @weberstatemb

### Series:

BYU leads 29-10

### Streak:

BYU 11 wins

### In Ogden:

BYU leads 11-8

### Last game:

11/08/13 - Provo - BYU 81, WSU 72

## PROJECTED STARTERS

### WEBER STATE WILDCATS (3-4)

No.	Player	Pos	Ht	Wt	Yr	Hometown	PPG	RPG	APG
23	Richaud Gittens	G/F	6-4	190	So.	Tempe, Ariz.	9.0	3.4	2.3
35	Kyndahl Hill	F	6-7	218	So.	Humble, Texas	7.4	5.9	1.1
21	Joel Bolomboy	F/C	6-9	230	Jr.	Fort Worth, Texas	14.6	10.9	0.9
30	Jeremy Senglin	G	6-2	185	So.	Arlington, Texas	14.0	2.9	2.6
11	Chris Golden	G	6-2	165	Jr.	Milwaukee, Wisc.	9.6	2.0	0.7

## Weber State Quick Facts

**Location:** Ogden, Utah  
**Enrollment:** 26,266  
**Nickname:** Wildcats  
**Conference:** Big Sky  
**President:** Dr. Charles A. Wight  
**Athletics Director:** Jerry Bovee  
**Associate AD/SWA:** Amy Crosbie

## Athletic Communications

**Dir. of Ath. Comm. (MBB contact):** Paul Grua  
**Office phone:** (801) 626-7414  
**Cell phone:** (801) 452-3811  
**Email:** pgrua@weber.edu  
**Press Row:** (801) 626-6588  
**Dir. of Publications/Digital Media:** Darin Hogge  
**Media Relations Assistant:** Justin Johnson

## Team Information

**2013-14 record:** 19-12  
**2013-14 Big Sky record / finish:** 14-6 / 1st  
**Lettermen returning / lost:** 2 / 3  
**Starters returning / lost:** 5 / 5

## Team History

**First year (four-year school):** 1962-63  
**All-time record:** 968-549 (.638)  
**All-time Big Sky record:** 501-244 (.672)  
**Big Sky regular season titles:** 21 -- '65, '66, '68, '69, '70, '71, '72, '73, '76, '79, '80, '83, '84, '94, '95, '99, '03, '07, '09, '10, '14  
**Big Sky Tournament titles:** 9 -- '78, '79, '80, '83, '95, '99, '03, '07, '14  
**Big Sky Tournament appearances:** 35  
**NCAA Tournament appearances:** 15 - '68, '69, '70, '71, '72, '73, '78, '79, '80, '83, '95, '99, '03, '07, '14  
**NIT Tournament appearances:** 3 -- '84, '09, '10  
**CIT Tournament appearances:** 2 -- '12, '13  
**CBI Tournament appearances:** 1 -- '11

## Dee Events Center Information

**Arena:** Dee Events Center  
**Year Built:** 1977  
**Capacity:** 11,500  
**Press row number:** (801) 625-6588  
**All-time record in DEC:** 426-104 (.804)  
**DEC record - Big Sky games:** 240-58 (.805)  
**Current DEC winning streak:** 4  
**Randy Rahe's record in DEC:** 108-15 (.878)  
**Rahe's Big Sky record in DEC:** 63-5 (.926)  
**NCAA Tournaments:** 4: 1980, 1983, 1986, 1994

## Wildcat Basketball History

Weber State entered the 2013-14 season with the 22nd best winning percentage in college basketball history. WSU entered the season with a .639 all-time winning percentage in 52 seasons of Division I basketball to rank 22nd all-time.

## TIPOFF

- The Weber State men's basketball team returns home to host in-state rival BYU Saturday night at the Dee Events Center.
- WSU is 3-4 on the season following last Saturday's 63-56 loss at UT Arlington.
- Weber State is seventh in the nation in free throw percentage.
- BYU sits at 7-3 on the season after Wednesday's home loss to No. 13 Utah. The Cougars are the top scoring team in the nation.
- This will be the 40th all-time meeting between the two schools with BYU holding a 29-10 all-time lead.
- BYU has won 11 straight games against the Wildcats.

## MEDIA INFORMATION

Saturday's game will tipoff at 7:07 p.m. from the Dee Events Center in Ogden. The game will be televised live throughout Utah on KJZZ 14 with Steve Klauke and Phil Johnson calling the action. Johnson was the head coach at Weber State from 1967-71 and was a longtime coach in the NBA. He still ranks as the Big Sky's career leading in winning percentage at 81 percent.

Saturday's game will also be broadcast live on the radio on KLO 1430 AM with Carl Arky and Dutch Belnap on the call. It can also be heard online at kloradio.com and WeberStateSports.com.

The game can also be seen online for free at WatchBigSky.com or the Watch Big Sky App. Live stats will be available at WeberStateStats.com.

## LAST TIME OUT

Weber State dropped a 63-56 road game at UT Arlington last Saturday afternoon in Texas. The Wildcats trailed by seven points at halftime but opened the second half on a 17-2 run to take an eight point lead. But the Mavericks responded with an 11-0 run of their own and never looked back.

The Wildcats shot a season-low 32 percent from the field and were outrebounded

## SEASON-HIGH FOR JEREMY SENGLIN



WSU sophomore Jeremy Senglin led the Wildcats in scoring at UT Arlington, finishing with a season-high 18 points. Senglin also pulled down a career-high seven rebounds and had a season-high five assists to go along with two steals. He also knocked down three 3-pointers.

Senglin, a native of Arlington, Texas, has led the Wildcats in scoring in two of the last three games and has scored in double figures in six of the seven games this season. On the year he is 11th in the Big Sky in scoring at 14 points per game and is 10th in 3-pointers per game at 2.1. His 15 3-pointers this season is the most by any Wildcat.

Senglin was named the Big Sky Freshman of the Year last season.

## THIRD DOUBLE-DOUBLE FOR JOEL BOLOMBOY

WSU junior Joel Bolomboy recorded his third double-double of the season and the 18th of his career as he finished with 12 points and 10 rebounds against UT Arlington. It was the fourth time in seven games this season he has reached double figures in rebounding and the 35th time in his career.



Bolomboy currently leads the Big Sky and is ninth in the country in rebounding at 11.0 per game. On the season he is also averaging 14.6 points and 2.1 blocks per game. He is currently ninth in the Big Sky in scoring and second in blocked shots. He also ranks ninth in free throw percentage at 80 percent and is shooting 47 percent from the field.

Bolomboy continued to move up the WSU records charts and currently ranks seventh in WSU history in career rebounds with 667. He needs nine more to pass Royal Edwards for sixth all-time. Bolomboy is also ninth in career rebounding average and ranks third in career blocks. With his three blocks Saturday he became the fourth player in WSU history with 100 career blocks.

The Fort Worth, Texas native finished third in the nation in rebounding last season at 11.0 per game and was named the Big Sky Defensive Player of the Year.

## Head Coach Randy Rahe



### Rahe Profile

**Born:** June 12, 1960  
**Hometown:** Bancroft, Iowa  
**Alma Mater:** Buena Vista '82  
**Record at WSU:** 172-91 (.654)  
**Overall record:** same  
**Big Sky record:** 106-30 (.779)

### Rahe by the Numbers

4 Big Sky Coach of the Year Honors  
 4 Big Sky Championships  
 5 Big Sky Conference MVP's  
 7 Post-Season Tourn. Appearances  
 19 BSC Academic All-Conf. members  
 20 Or more wins in five seasons  
 25 Big Sky All-Conference performers  
 106 BSC wins; 2nd in conf. history

### Career record

Season	Overall	Big Sky
2006-07	20-12	11-5 (1st)
2007-08	16-14	10-6 (3rd)
2008-09	21-10	15-1 (1st)
2009-10	20-11	13-3 (1st)
2010-11	18-14	11-5 (3rd)
2011-12	25-7	14-2 (2nd)
2012-13	30-7	18-2 (2nd)
2013-14	19-12	14-6 (1st)
2014-15	3-4	----
<b>9 yrs.</b>	<b>172-91 (.654)</b>	<b>106-30 (.779)</b>

### Coaching Experience

#### Weber State

*Head Coach*, 2006-07 -- pres.

#### University of Utah

*Assistant Coach*, 2004-05 -- 2005-06

#### Utah State

*Assistant Coach*, 1998-99 -- 2003-04

#### Colorado State

*Assistant Coach*, 1991-92 -- 1997-98

*Denver University - Asst. Coach*, 90-91

#### University of Colorado

*Assistant Coach*, 1989-90

*Colorado College - Asst. Coach*, 88-89

### WILDCATS SEVENTH IN NATION IN FREE THROW PERCENTAGE

Weber State shot 14-of-18 from the free throw line in Saturday's game and the Wildcats are now ranked seventh in the nation in free throw shooting at 77.1 percent. WSU has shot at least 70 percent in all seven games this season and has shot better than its opponents in five of seven games.

### FIELD GOAL SHOOTING

The Wildcats are currently shooting 40.4 percent from the field which ranks 10th in the Big Sky. The Wildcats shot a season-low 32 percent from the field in their last game at UT Arlington. So far this season, WSU has not shot better than 45 percent from the field in any game this season.

The Wildcats shot 47 percent from the field last season and finished second in the Big Sky. They shot 50 percent or better in 12 games last season. The 'Cats led the nation in field goal percentage two seasons ago at 50.6 percent.

Weber State is also 11th in the Big Sky in 3-point field goal percentage at 31.7 percent.

### HOME SWEET HOME

The Wildcats return to the Dee Events Center where they have had tremendous success, especially in recent years. Over the last four years, the Wildcats are 60-6 at home, including a 13-2 home record last season. In the nine seasons under coach Randy Rahe, the 'Cats are 108-15 at home and 63-5 at home in Big Sky regular season games.

### REBOUNDING STRUGGLES

As a team the Wildcats are sixth in the Big Sky in rebounding at 33.1 rebounds per game and rank ninth in the league in rebounding margin at -2.6. The Wildcats have been outrebounded in each of their last five games. In the nine years under coach Randy Rahe, WSU has won 84 percent of its games when outrebounding its opponents. The 'Cats have won just 32 percent of its games when trailing in rebounding. WSU was outrebounded just 12 times in 31 games last season.

### MINUTES PLAYED

Joel Bolomboy is first in the Big Sky in minutes played per game, averaging 34.4 minutes a game. WSU's Jeremy Senglin is fourth in minutes per game and Richaud Gittens is seventh.

### TURNOVERS AND ASSISTS

The Wildcats rank 11th in the Big Sky in turnover margin at -3.6 and are last in the conference in assist to turnover ratio at 0.6. WSU is averaging 15.4 turnovers per game and has had more turnovers than its opponent in all but one game this season.

Weber State is 11th in the league in assists at 9.9 per game. This season the Wildcats are 3-0 when leading their opponents in assists and are 0-4 when trailing in assists.

### WINS VS. LOSSES

In the three wins this season Weber State is averaging 65 points per game and shooting 42 percent from the field. The 'Cats are also averaging 12.3 turnovers per game and shooting 79 percent from the free throw line.

In the four losses on the year, WSU is averaging 59.8 points per game and giving up 70 points a game. WSU is shooting 38 percent from the field and just 29 percent from 3-point range. The 'Cats are also averaging 17.8 turnovers per game in the four losses.

### COACHING STAFF

Weber State head coach Randy Rahe returns for his ninth season as head coach of the Wildcats. In eight years he has led WSU to four Big Sky Championships and seven post-season tournament appearances. He has also been named Big Sky Coach of the Year a conference record four times and has coached five Big Sky MVP's.

Rahe has a career record of 172-91 (.654) overall at Weber State and is 106-30 (.779) in Big Sky Conference games. He ranks second in Big Sky history in career victories. Rahe's Big Sky winning percentage also ranks third all-time and he is currently fifth in all-time in overall wins.

Returning with the Wildcat coaching staff is Associate Head Coach Eric Duft who is in his ninth season at Weber State. Two new assistant coaches are on the staff this season in Steve Smiley and Garrett Lever. David Moats is the new Director of Basketball Operations.

## GAME 8 - VS. BYU

### Comparing the two teams



	<u>WSU</u>	<u>BSC rank</u>	<u>BYU</u>	<u>BSC rank</u>
Scoring offense	62.0	11th	91.2	----
Scoring defense	63.7	<b>1st</b>	75.6	----
Scoring margin	-1.7	6th	+15.6	----
FT %	.771	<b>1st</b>	.755	----
FG %	.404	10th	.478	----
FG % def.	.419	3rd	.424	----
3-pt %	.317	11th	.397	----
3-pt % def.	.284	2nd	.347	----
Rebounding	33.1	6th	41.0	----
Reb. margin	-2.6	9th	+6.4	----
Blocks	3.4	5th	3.0	----
Assists	9.9	11th	19.2	----
Steals	5.9	10th	9.2	----
Turnover margin	-3.6	11th	+3.2	----
Asst./T.O. ratio	0.6	12th	1.4	----
3-pt FG made	5.7	10th	9.6	----

### WSU ranks in the Big Sky and NCAA (as of December 11)

<u>Category</u>	<u>Team</u>	<u>NCAA</u>
Scoring .....		282
Defense .....		138
Scoring margin .....		232
FG % .....		281
FG % def. ....		163
3-point FG made.....		221
3-pt % .....		225
3-pt % def. ....		38
FT % .....		7
Reb. margin .....		271
Assists .....		308
Asst./turn. ratio .....		328
Blocks .....		184
Steals.....		233
Turnovers per game .....		299
Turnover margin .....		316

#### Individual

<u>Category</u>	<u>Player</u>	<u>Big Sky</u>	<u>NCAA</u>
Scoring .....	Bolomboy .....	14.6	9th
Reb. ....	Bolomboy .....	10.9	<b>1st</b> .....9th
Assists .....	Senglin .....	2.6	t12th
FT% .....	Bolomboy .....	800	t8th
Steals.....	Gittens.....	1.7	t4th
3PT FG%.....	Gittens.....	467	4th
3PT made .....	Senglin .....	2.1	t10th
Blocks.....	Bolomboy .....	2.1	2nd

### ABOUT BYU



The BYU Cougars enter Saturday's game with a 7-3 overall record. They are coming off a 65-61 loss to No. 13 Utah Wednesday night in Provo which snapped their three-game winning streak. Their other two losses came against No. 15 San Diego State and Purdue at the Maui Invitational in Hawaii and both were in overtime. The Cougars have played just one true road game this season, winning 91-81 at Utah State.

This season BYU has one of the most explosive offenses in the nation. The Cougars rank in the top 10 in the nation in multiple statistical categories. BYU is the top scoring team in the nation, ranking first in the country at 91.2 points per game this season. They had scored at least 85 points in every game before the 61 against Utah. The Cougars are also third in the country in free throws made, fifth in assists and 13th in 3-pointers per game.

Individually, senior Tyler Haws ranks third in the nation in scoring at 24.3 points per game. His 78 3-pointers this season are the most of any player in the country. Haws was the West Coast Conference MVP last season.

Junior Chase Fischer is averaging 14 points per game and junior Kyle Collinsworth is averaging 13.6 points per game. Collinsworth recorded a triple-double of 19 points, 12 rebounds and 10 assists last weekend against Hawaii.

BYU finished 23-12 overall last season and were second in the West Coast Conference at 13-5. They also advanced to the NCAA Tournament. They returned four starters and nine letterwinners off last year's squad. The Cougars were picked to finish second in this year's WCC preseason poll.

### HEAD COACH DAVE ROSE

BYU is coached by Dave Rose who is in his 10th season as head coach of the Cougars. He has a career record of 239-81 at BYU and ranks second in BYU history in career wins and is currently ninth among active coaches in the NCAA in career winning percentage. He has led the Cougars to four conference titles and has won at least 20 games in each of his nine seasons at BYU. He graduated from the University of Houston where he played with Hakeem Olajuwon and Clyde Drexler.

Rose is 9-0 all-time against Weber State.

### SERIES HISTORY

This will be the 40th all-time meeting between Weber State and BYU with the Cougars holding a 29-10 all-time series lead. BYU has won 11 straight games against Weber State with the last Wildcat win coming in January 2003. The Cougars have also won 14 of the last 15 against Weber State.

In games played in Ogden, BYU holds an 11-8 all-time advantage and has won five straight and six of the last seven at the Dee Events Center.

In the last WSU win in January 2003, the Wildcats were led by Jermaine Boyette's career-high 37 points. That game started Weber State's 17-game winning streak, including a perfect 14-0 Big Sky regular season record.

### LAST GAME - 11/08/13 - PROVO - BYU 81, WSU 72

BYU won the season opener last year in Provo, beating the Wildcats 81-72 at the Marriott Center. The Cougars jumped out to a 17-3 lead early in the game and led by as many as 19 points. WSU shot 39 percent from the field but the 'Cats were led by senior Kyle Tresnak's career-high 24 points. Davion Berry added 23. Tyler Haws had 28 for BYU.

### LAST GAME IN OGDEN - 12/15/12 - BYU 78, WSU 68

The Cougars beat the Wildcats 78-68 on Dec. 15, 2012 in the last meeting at the Dee Events Center. BYU's Brandon Davies had a career-high 33 points and Tyler Haws added 23 to lead the Cougars, who shot 53 percent from the field and 90 percent from the free throw line. The Wildcats were led by Davion Berry who had a then-career-high 25 points but the 'Cats shot just 4-of-19 from 3-point range. The loss snapped Weber State's 20-game home winning streak.



**Don't Miss a Moment  
of Big Sky Action!**

**Download the FREE  
Watch Big Sky App Today**

Live Stream Over 400 Events

- Football
- Volleyball
- Women's Basketball
- Men's Basketball

[www.bigskyconf.com](http://www.bigskyconf.com) - [www.watchbigsky.com](http://www.watchbigsky.com)

## PRONUNCIATION GUIDE

<b>Randy Rahe</b>	<b>Ray</b>
<b>Joel Bolomboy</b>	<b>Ball-um-boy</b>
<b>James Hajek</b>	<b>High-ek</b>
<b>Richaud Gittens</b>	<b>Ra-Shawd</b>
<b>Kyndahl Hill</b>	<b>Kindle</b>

## WEBER STATE TO RETIRE WILLIE SOJOURNER'S JERSEY

Weber State announced this week the school will retire the jersey of former men's basketball standout Willie Sojourner, making him the first men's basketball player with a jersey retired at Weber State.

Sojourner played three seasons of varsity basketball at Weber State from 1968-71 and still ranks as one of the best players in school and Big Sky history. In his three seasons with the Wildcats, Sojourner led Weber State to three-straight Big Sky Conference titles and three straight trips to the NCAA Tournament. Earlier this year he was named one of the top 50 male athletes in Big Sky Conference history.

For his career Sojourner played in 81 career games at Weber State and led the team in scoring and rebounding each season. He earned First Team Big Sky All-Conference honors each season, one of five Wildcats to ever earn First Team honors three times. He still ranks first in Weber State and Big Sky history in career rebounding average at 14.1 per game. He is also Weber State's career leader and is second in conference history in career rebounds with 1,143. He still holds the school record with 25 rebounds in one game. He is also fifth in school history in scoring with 1,563 points and is sixth in scoring average at 19.3 points per game. In his three seasons, the Wildcats posted a 68-16 overall record and were 39-5 in Big Sky Conference games.

He went on to play four years in the ABA with Virginia and New York.

## WILDCATS PICKED FIRST IN BIG SKY PRESEASON POLLS

For the sixth time in the last seven years, the Weber State men's basketball team has been selected to win the Big Sky Conference title. The Wildcats received eight first place votes in the coaches poll and totaled 117 points. Weber State totaled 31 first place votes in the media poll and totaled 424 points.

## LOOKING AHEAD

After Saturday's game, the Wildcats will be right back at home for another in-state rival as they take on Utah Valley next Saturday. WSU will then play at nationally ranked Oklahoma on Dec. 22 before hosting Bristol University Dec. 27.

# 2014-15 WEBER STATE MEN'S BASKETBALL ROSTER

<u>No.</u>	<u>Name</u>	<u>Pos.</u>	<u>Ht.</u>	<u>Wt.</u>	<u>Yr.</u>	<u>Exp.</u>	<u>Hometown (Previous School)</u>
0	Jordan Brown	G	6-1	185	So.	RS	Powell, Wyo. (Powell)
2	Jaelyn Johnson-Coston	F	6-6	210	Jr.	JC	Bronx, N.Y. (Monroe JC)
3	Hayden Hunter	G	5-11	165	Fr.	HS	North Richland, Texas (Richland)
11	Chris Golden	G	6-2	165	Jr.	JC	Milwaukee, Wisc. (Otero JC)
15	*Jeremiah Jefferson	G	6-2	165	Fr.	HS	Dallas, Texas (Triple A Academy)
20	JC Kennedy	G	6-4	160	RFr.	RS	Nampa, Idaho (Skyview)
21	Joel Bolomboy	F/C	6-9	230	Jr.	2VL	Fort Worth, Texas (Keller)
22	Ryan Richardson	G	6-4	175	Fr.	HS	Mesa, Ariz. (Dobson)
23	Richaud Gittens	G	6-4	190	So.	1VL	Tempe, Ariz. (Marcos De Niza)
30	Jeremy Senglin	G	6-2	185	So.	1VL	Arlington, Texas (Bowie)
35	Kyndahl Hill	F	6-7	218	So.	1VL	Humble, Texas (Humble)
44	*Zach Braxton	F/C	6-9	250	Fr.	HS	Highlands Ranch, Colo. (Highlands Ranch)
45	James Hajek	C	6-10	250	Sr.	3VL	Omaha, Neb. (Skutt Catholic)
50	Ryan Van Pelt	C	6-10	220	R-Fr.	RS	Lindon, Utah (Timpanogas)

\* will red shirt the 2014-15 season

## COACHING STAFF

<b>Head Coach:</b>	Randy Rahe, Buena Vista College (Iowa) '82, (9th season)
<b>Associate Head Coach:</b>	Eric Duft, Sterling College '95, (9th season)
<b>Assistant Coach:</b>	Steve Smiley, Northern State '04 (1st season)
<b>Assistant Coach:</b>	Garrett Lever, Seattle '11 (3rd season)
<b>Dir. of Basketball Ops.:</b>	David Moats, Wyoming '12 (1st season)

# 2014-15 WILDCATS



**#0 • Jordan Brown**  
6-1 • 185 • Soph. • Guard  
Plain City, UT



**#2 • Jaeyln Johnson-Coston**  
6-6 • 210 • Jr. • Forward  
New York, NY



**#3 • Hayden Hunter**  
5-11 • 165 • Fr. • Guard  
North Richland Hills, TX



**#11 • Chris Golden**  
6-2 • 165 • Jr. • Guard  
Milwaukee, WI



**#15 • Jeremiah Jefferson**  
6-2 • 165 • Fr. • Guard  
Dallas, TX



**#20 • J.C. Kennedy**  
6-4 • 160 • R-Fr. • G/F  
Nampa, ID



**#21 • Joel Bolombo**  
6-9 • 230 • Jr. • F/C  
Fort Worth, TX



**#22 • Ryan Richardson**  
6-4 • 175 • Fr. • Guard  
Mesa, AZ



**#23 • Richaud Gittens**  
6-4 • 190 • Soph. • Guard  
Tempe, AZ



**#30 • Jeremy Senglin**  
6-2 • 185 • Soph. • Guard  
Arlington, TX



**#35 • Kyndahl Hill**  
6-7 • 218 • Soph. • F  
Humble, TX



**#44 • Zach Braxton**  
6-9 • 250 • Fr. • F/C  
Highlands Ranch, CO



**#45 • James Hajek**  
6-10 • 250 • Sr. • Center  
Omaha, NE



**#50 • Ryan Van Pelt**  
6-10 • 220 • R-Fr. • Center  
Lindon, UT



**Randy Rahe**  
Head Coach  
9th season



**Eric Duft**  
Associate Head Coach  
9th season



**Steve Smiley**  
Assistant Coach  
1st season



**Garrett Lever**  
Assistant Coach  
3rd season



**David Moats**  
Dir. of Operations  
1st season

## 2014-15 Big Sky Standings (as of Dec. 11)

Career Games Played / Started			
No.	Player	GP	GS
0	Jordan Brown	1	0
2	J. Johnson-Coston	7	0
3	Hayden Hunter	7	0
11	Chris Golden	7	7
21	Joel Bolomboy	74	35
22	Ryan Richardson	3	0
23	Richaud Gittens	38	10
30	Jeremy Senglin	38	38
35	Kyndahl Hill	38	9
45	James Hajek	65	1
50	Ryan Van Pelt	1	0

Team	Big Sky	Pct.	Overall	Pct.	Streak
E. Washington	0-0	.000	7-1	.875	W4
Idaho	0-0	.000	4-3	.571	W2
Northern Colorado	0-0	.000	4-3	.571	L1
Portland State	0-0	.000	4-3	.571	L3
Sacramento State	0-0	.000	4-3	.571	L2
North Dakota	0-0	.000	3-4	.429	W1
<b>WEBER STATE</b>	<b>0-0</b>	<b>.000</b>	<b>3-4</b>	<b>.429</b>	<b>L1</b>
Montana	0-0	.000	3-5	.375	L1
Montana State	0-0	.000	3-5	.375	W2
Southern Utah	0-0	.000	2-4	.333	W2
Idaho State	0-0	.000	2-5	.286	W1
Northern Arizona	0-0	.000	2-6	.250	L2

### Weber State Against the Nation

Big 12	0-0
<i>at Oklahoma (12/22)</i>	0-0
Missouri Valley	0-1
<i>vs. Illinois State (11/21)</i>	0-1
Mountain West	1-1
<i>at Utah State (11/14)</i>	0-1
<i>vs. Nevada (11/24)</i>	1-0
Non-Division I	1-0
<i>vs. Presentation College (11/17)</i>	1-0
<i>vs. Bristol (12/27)</i>	0-0
Summit League	1-0
<i>vs. Oral Roberts (12/01)</i>	1-0
Sun Belt	0-1
<i>at UT Arlington (12/06)</i>	0-1
WAC	0-0
<i>at Utah Valley (12/11)</i>	0-0

### Around the Big Sky

#### Thursday, December 11

Idaho at Western Illinois	6:00 p.m.
CS Fullerton at Sacramento State	8:00 p.m.
Eastern Washington at San Francisco	8:00 p.m.

#### Saturday, December 13

Cal State Bakersfield at Portland State	2:00 p.m.
Loyola Marymount at Northern Arizona	2:00 p.m.
Northern Colorado at Colorado	4:00 p.m.
Idaho at South Dakota State	6:00 p.m.
North Dakota at North Dakota State	6:00 p.m.
<b>BYU at WEBER STATE</b>	<b>7:00 p.m.</b>
Northwest Nazarene at Idaho State	7:00 p.m.

All times are Mountain.

### Double-Doubles

#### Joel Bolomboy (3)

vs. Presentation	20 points, 15 rebounds
vs. LSU	18 points, 13 rebounds
at UT Arlington	12 points, 10 rebounds

#### Kyndahl Hill (1)

vs. Presentation	11 points, 10 rebounds
------------------	------------------------

### Dunk Tracker

Joel Bolomboy	13
Kyndahl Hill	3
Jeremy Senglin	3
Richaud Gittens	2



# WEBER STATE MEN'S BASKETBALL RECORD WHEN...

	<b>2014-15</b>	<b>UNDER RAHE</b>	<b>FIELD GOAL PERCENTAGE</b>	<b>2014-15</b>	<b>UNDER RAHE</b>
Overall	3-4	172-91	Weber State leads in FG%	2-0	146-21
Home	2-0	108-15	Opponent leads in FG%	1-4	25-70
Away	0-2	52-64	WSU and Opponent tie in FG%	0-0	1-0
Neutral	1-2	12-12	WSU shoots 50% or better	0-0	83-14
			Opponent shoots 50% or better	0-0	15-32
<b>RECORD BY SCORE</b>	<b>2014-15</b>	<b>UNDER RAHE</b>	<b>3-POINT FIELD GOAL PCT.</b>	<b>2014-15</b>	<b>UNDER RAHE</b>
Games decided by 5 points or less	2-0	41-30	Weber State leads in 3FG%	2-3	122-34
Games decided by 6-10 points	0-2	47-19	Opponent leads in 3FG%	1-1	47-55
Games decided by 11 or more points	1-2	84-42	WSU and Opponent tie in 3FG%	0-0	3-2
<b>RECORD BY TIME</b>	<b>2014-15</b>	<b>UNDER RAHE</b>	<b>FREE THROW PERCENTAGE</b>	<b>2014-15</b>	<b>UNDER RAHE</b>
Leading at halftime	2-1	131-22	Weber State leads in FT%	2-3	118-38
Trailing at halftime	0-3	33-65	Opponent leads in FT%	1-1	49-52
Tied at halftime	1-0	8-4	WSU and Opponent tie in FT%	0-0	5-1
Leading with 5:00 to play in reg.	2-0	153-10	<b>REBOUNDS</b>	<b>2014-15</b>	<b>UNDER RAHE</b>
Trailing with 5:00 to play in reg.	1-4	18-79	Weber State leads in rebounding	1-1	124-23
Tied with 5:00 to play in reg.	0-0	1-2	Opponent leads in rebounding	2-3	41-62
Leading with 2:00 to play in reg.	2-0	154-6	WSU and Opponent tie in rebounding	0-0	7-7
Trailing with 2:00 to play in reg.	1-4	11-84	<b>ASSISTS</b>	<b>2014-15</b>	<b>UNDER RAHE</b>
Tied with 2:00 to play in reg.	0-0	6-1	Weber State leads in assists	3-0	132-16
Overtime games	0-0	6-9	Opponent leads in assists	0-4	33-70
			WSU and Opponent tie in assists	0-0	7-5
<b>RECORD BY MONTH</b>	<b>2014-15</b>	<b>UNDER RAHE</b>	<b>BLOCKS</b>	<b>2014-15</b>	<b>UNDER RAHE</b>
November	2-3	21-24	Weber State leads in blocks	1-2	98-33
December	1-1	36-23	Opponent leads in blocks	2-2	52-47
January	0-0	50-13	WSU and Opponent tie in blocks	0-0	22-11
February	0-0	44-13	<b>STEALS</b>	<b>2014-15</b>	<b>UNDER RAHE</b>
March	0-0	21-16	Weber State leads in steals	0-0	78-17
April	0-0	0-1	Opponent leads in steals	3-2	74-59
			WSU and Opponent tie in steals	0-2	20-15
<b>RECORD BY DAY</b>	<b>2014-15</b>	<b>UNDER RAHE</b>	<b>TURNOVERS</b>	<b>2014-15</b>	<b>UNDER RAHE</b>
Sunday	0-0	3-6	Weber State has more turnovers	2-4	78-62
Monday	3-0	11-5	Opponent has more turnovers	1-0	87-25
Tuesday	0-0	13-12	WSU and Opponent tie in turnovers	0-0	7-3
Wednesday	0-0	13-15			
Thursday	0-0	49-15			
Friday	0-2	12-13			
Saturday	0-2	71-24			
<b>RECORD BY OFFENSE</b>	<b>2014-15</b>	<b>UNDER RAHE</b>			
Weber State scores 100+ points	0-0	5-0			
Weber State scores 90-99 points	0-0	10-0			
Weber State scores 80-89 points	0-0	53-3			
Weber State scores 70-79 points	1-0	63-22			
Weber State scores 60-69 points	1-2	35-31			
Weber State scores 50-59 points	1-2	6-27			
Weber State scores 40-49 points	0-0	0-7			
Weber State scores 39 or fewer points	0-0	0-1			
<b>RECORD BY DEFENSE</b>	<b>2014-15</b>	<b>UNDER RAHE</b>			
Opponent scores 100+ points	0-0	0-1			
Opponent scores 90-99 points	0-0	1-5			
Opponent scores 80-89 points	0-0	9-15			
Opponent scores 70-79 points	0-3	30-41			
Opponent scores 60-69 points	1-1	70-25			
Opponent scores 50-59 points	1-0	51-4			
Opponent scores 40-49 points	1-0	9-0			
Opponent scores 39 or fewer points	0-0	2-0			



## WEBER STATE GAME-BY-GAME LEADERS

	<u>Opponent</u>	<u>Result</u>	<u>Rec.</u>	<u>Points</u>	<u>Rebounds</u>	<u>Assists</u>	<u>Steals</u>	<u>Blocks</u>
Nov. 14	at Utah State	L 61-72	0-1	Senglin - 14	Bolomboy - 9	2 with 3	Gittens - 3	Bolomboy - 2
<b>Nov. 17</b>	<b>Presentation</b>	<b>W 74-49</b>	<b>1-1</b>	<b>Bolomboy - 20</b>	<b>Bolomboy - 15</b>	<b>2 with 3</b>	<b>2 with 2</b>	<b>Bolomboy - 5</b>
Nov. 21	vs. Illinois State	L 64-73	1-2	Bolomboy - 20	Bolomboy - 9	Hunter - 3	2 with 2	J.-Coston - 1
Nov. 22	vs. LSU	L 58-72	1-3	Bolomboy - 18	Bolomboy - 13	Senglin - 4	Gittens - 4	Bolomboy - 2
Nov. 24	vs. Nevada	W 59-56	2-3	Senglin - 16	Bolomboy - 8	2 with 2	4 with 1	Bolomboy - 3
<b>Dec. 1</b>	<b>Oral Roberts</b>	<b>W 62-61</b>	<b>3-3</b>	<b>Gittens - 16</b>	<b>Bolomboy - 12</b>	<b>Gittens - 4</b>	<b>4 with 1</b>	<b>0</b>
Dec. 6	at UT Arlington	L 56-63	3-4	Senglin - 18	Bolomboy - 10	Senglin - 5	Senglin - 2	Bolomboy - 3
<b>Dec. 13</b>	<b>BYU</b>							
<b>Dec. 20</b>	<b>Utah Valley</b>							
Dec. 22	at Oklahoma							
<b>Dec. 27</b>	<b>Bristol</b>							
Jan. 1	*at Eastern Washington							
Jan. 3	*at Idaho							
<b>Jan. 8</b>	<b>*Montana State</b>							
<b>Jan. 10</b>	<b>*Montana</b>							
Jan. 15	*at Northern Arizona							
Jan. 17	*at Southern Utah							
<b>Jan. 22</b>	<b>*Portland State</b>							
<b>Jan. 24</b>	<b>*Sacramento State</b>							
Jan. 29	*at North Dakota							
Jan. 31	*at Northern Colorado							
Feb. 7	*at Idaho State							
<b>Feb. 12</b>	<b>*Southern Utah</b>							
<b>Feb. 14</b>	<b>*Northern Arizona</b>							
Feb. 19	*at Montana State							
Feb. 21	*at Montana							
<b>Feb. 28</b>	<b>*Idaho State</b>							
<b>March 5</b>	<b>*Idaho</b>							
<b>March 7</b>	<b>*Eastern Washington</b>							

## GAME-BY-GAME STARTERS

		<u>GUARD</u>	<u>GUARD</u>	<u>FORWARD</u>	<u>FORWARD</u>	<u>CENTER</u>
Nov. 14	at Utah State	Senglin	Golden	Gittens	Hill	Bolomboy
<b>Nov. 17</b>	<b>Presentation</b>	<b>Senglin</b>	<b>Golden</b>	<b>Gittens</b>	<b>Hill</b>	<b>Bolomboy</b>
Nov. 21	vs. Illinois State	Senglin	Golden	Gittens	Hill	Bolomboy
Nov. 22	vs. LSU	Senglin	Golden	Gittens	Hill	Bolomboy
Nov. 24	vs. Nevada	Senglin	Golden	Gittens	Hill	Bolomboy
<b>Dec. 1</b>	<b>Oral Roberts</b>	<b>Senglin</b>	<b>Golden</b>	<b>Gittens</b>	<b>Hill</b>	<b>Bolomboy</b>
Dec. 6	at UT Arlington	Senglin	Golden	Gittens	Hill	Bolomboy
<b>Dec. 13</b>	<b>BYU</b>					
<b>Dec. 20</b>	<b>Utah Valley</b>					
Dec. 22	at Oklahoma					
<b>Dec. 27</b>	<b>Bristol</b>					
Jan. 1	*at Eastern Washington					
Jan. 3	*at Idaho					
<b>Jan. 8</b>	<b>*Montana State</b>					
<b>Jan. 10</b>	<b>*Montana</b>					
Jan. 15	*at Northern Arizona					
Jan. 17	*at Southern Utah					
<b>Jan. 22</b>	<b>*Portland State</b>					
<b>Jan. 24</b>	<b>*Sacramento State</b>					
Jan. 29	*at North Dakota					
Jan. 31	*at Northern Colorado					
Feb. 7	*at Idaho State					
<b>Feb. 12</b>	<b>*Southern Utah</b>					
<b>Feb. 14</b>	<b>*Northern Arizona</b>					
Feb. 19	*at Montana State					
Feb. 21	*at Montana					
<b>Feb. 28</b>	<b>*Idaho State</b>					
<b>March 5</b>	<b>*Idaho</b>					
<b>March 7</b>	<b>*Eastern Washington</b>					

# THE LAST TIME FOR WEBER STATE BASKETBALL...

## TEAM SCORING

Weber State scored 90-99 points ..... Jan. 5, 2013, vs. North Dakota; WSU won 95-63  
Weber State scored 100 or more points ..... Dec. 17, 2013, vs. Saint Katherine College; WSU won 107-36  
Weber State scored less than 40 points ..... Dec. 23, 2007, at New Mexico; WSU lost 32-62  
An opponent scored 90-99 points ..... Dec. 7, 2011, at BYU; WSU lost 94-66  
An opponent scored 100 or more points ..... Feb. 26, 2007, at Sacramento State; WSU lost 105-83  
An opponent scored less than 40 points ..... Feb. 22, 2011, at Idaho State; WSU won 63-39

## INDIVIDUAL SCORING

A WSU player had 30-34 points ..... Feb. 23, 2012, at Northern Colorado; Damian Lillard (30)  
A WSU player had 35-39 points ..... Feb. 4, 2012, vs. Northern Colorado; Damian Lillard (35)  
A WSU player had 40-49 points ..... Feb. 2, 2012, vs. Portland State; Damian Lillard (40)  
A WSU player had 45 or more points ..... 1977, vs. Utah State; Stan Mayhew (45)\*  
An opponent had 30 or more points ..... Jan. 2, 2014, vs. Eastern Washington; Tyler Harvey (30)  
A WSU player had a triple-double ..... Feb. 26, 2000, vs. Montana State; Eddie Gill (15 points, 14 assists, 11 reb.)

## FIELD GOAL SHOOTING

Weber State shot 55-59 percent from the field ..... March 15, 2014, vs. North Dakota; WSU 56.6%  
Weber State shot 60 percent or better from the field ..... Feb. 13, 2014, at Southern Utah; WSU 60.5%  
An opponent shot 55-59 percent from the field ..... March 21, 2014, vs. Arizona (NCAA Tournament); Arizona 55.3%  
An opponent shot less than 30 percent from the field ..... Dec. 17, 2013, vs. Saint Katherine College; SKC 20.3%

## REBOUNDING

A WSU player had 15-19 rebounds ..... March 21, 2014, vs. Arizona (NCAA Tournament); Joel Bolomboy (16)  
A WSU player had 20 or more rebounds ..... March 3, 2008, at Sacramento State; Arturas Valeika (20)  
Weber State had 50 or more rebounds ..... Dec. 17, 2013, vs. Saint Katherine College; Weber State (59)  
Weber State had 25 or fewer rebounds ..... Jan. 26, 2013, at Montana; Weber State (22)  
An opponent had 20 or fewer rebounds ..... Feb. 13, 2014, at Southern Utah; SUU (20)

## ASSISTS

A WSU player had 10 or more assists ..... Feb. 27, 2014, vs. Sacramento State; Davion Berry (11)  
Weber State had 20 or more assists ..... Jan. 23, 2014, vs. Montana State; Weber State (23)  
Weber State had five or fewer assists ..... March 16, 2013, at Montana; Weber State (5)  
An opponent had 20 or more assists ..... Dec. 22, 2013, at #22 UCLA; UCLA (20)  
An opponent had four or fewer assists ..... Jan. 14, 2013, at Idaho State; Idaho State (4)

## BLOCKS

A WSU player had five or more blocks ..... Nov. 17, 2014, vs. Presentation; Joel Bolomboy (5)  
Weber State had eight or more blocks ..... Dec. 28, 2013, vs. Northern New Mexico; Weber State (8)  
An opponent had 10 or more blocks ..... March 21, 2014, vs. Arizona (NCAA Tournament); Arizona (12)

## STEALS

A WSU player had seven or more steals ..... Feb. 12, 2010, vs. Northern Arizona; Franklin Session (8)  
Weber State had 15 or more steals ..... Feb. 12, 2010, vs. Northern Arizona; Weber State (16)

## TURNOVERS

Weber State had five or fewer turnovers ..... Jan. 14, 2012, vs. Montana; Weber State (4)  
Weber State had 20 or more turnovers ..... Nov. 14, 2014, at Utah State; Weber State (20)

## 3-POINT FIELD GOALS MADE

A WSU player made seven or more 3-point field goals ..... March 20, 2013, vs. Cal Poly; Scott Bamforth (7-9)  
Weber State made 15 or more 3-point field goals ..... Feb. 2, 2012, vs. Portland State; Weber State (15-28)  
Weber State shot 55 percent or better from three-point range ..... Feb. 22, 2014 at Montana State; WSU 58.8% (10-17)  
Weber State did NOT make a 3-point FG ..... Dec. 4, 1992, at Purdue; 670 straight games with a made 3

\* Indicates school record.

# WILDCAT PLAYER UPDATES

## # 0 JORDAN BROWN • 6-1 • 185 • Sophomore • Guard • Plain City, Utah



### 2014-15 Season Highs/Totals

Points.....0  
 Rebounds .....0  
 Assists .....0  
 Steals.....0  
 Blocks.....0  
 3-point FG's .....0


### Career Highs/Totals

same  
 same  
 same  
 same  
 same  
 same

### #00 BROWN, Jordan

Opponent	Date	gs	min	Total		3-Pointers		Free throws		Rebounds				pf	a	t/o	blk	stl	pts	avg
				fg-fga	pct	3fg-fga	pct	ft-fta	pct	off	def	tot	avg							
at Utah State	11/14/14		dnp	-	-	-	-	-	-	-	-	-	-	-	-	-	-	-	-	-
PRESENTATION	11/17/14	2		0-0	.000	0-0	.000	0-0	.000	0	0	0	0.0	0	0	0	0	0	0	0.0

## # 2 JAELYN JOHNSON-COSTON • 6-6 • 210 • Junior • Forward • New York, NY



### 2014-15 Season Highs/Totals

Points.....7, vs. Illinois State (11/21)  
 Rebounds .....4, two times  
 Assists .....1, vs. Presentation (11/17)  
 Steals.....1, vs. Nevada (11/24)  
 Blocks .....1, vs. Illinois State (11/21)  
 3-point FG's .....0

### Career Highs/Totals

same  
 same  
 same  
 same  
 same  
 same

### #02 JOHNSON-COSTON, J.

Opponent	Date	gs	min	Total		3-Pointers		Free throws		Rebounds				pf	a	t/o	blk	stl	pts	avg
				fg-fga	pct	3fg-fga	pct	ft-fta	pct	off	def	tot	avg							
at Utah State	11/14/14		11	0-2	.000	0-0	.000	0-0	.000	0	4	4	4.0	1	0	2	0	0	0	0.0
PRESENTATION	11/17/14		15	0-3	.000	0-0	.000	2-2	1.000	2	2	4	4.0	3	1	1	0	0	2	1.0
vs Illinois State	11/21/14		18	3-4	.750	0-0	.000	1-2	.500	1	2	3	3.7	1	0	2	1	0	7	3.0
vs LSU	11/22/14		10	0-1	.000	0-0	.000	1-2	.500	0	1	1	3.0	2	0	0	0	0	1	2.5
vs Nevada	11/24/14		12	2-2	1.000	0-0	.000	2-2	1.000	0	0	0	2.4	3	0	1	0	1	6	3.2
ORAL ROBERTS	12/01/14		9	2-4	.500	0-0	.000	1-1	1.000	0	3	3	2.5	0	0	0	0	0	5	3.5
at UT Arlington	12/6/14		11	0-2	.000	0-0	.000	2-2	1.000	0	0	0	2.1	0	0	1	0	0	2	3.3
<b>Totals</b>		<b>0</b>	<b>86</b>	<b>7-18</b>	<b>.389</b>	<b>0-0</b>	<b>.000</b>	<b>9-11</b>	<b>.818</b>	<b>3</b>	<b>12</b>	<b>15</b>	<b>2.1</b>	<b>10</b>	<b>1</b>	<b>7</b>	<b>1</b>	<b>1</b>	<b>23</b>	<b>3.3</b>

Games played: 7  
 Minutes/game: 12.3  
 Points/game: 3.3  
 FG Pct: 38.9  
 FT Pct: 81.8

Rebounds/game: 2.1  
 Assists/game: 0.1  
 Turnovers/game: 1.0  
 Assist/turnover ratio: 0.1  
 Steals/game: 0.1  
 Blocks/game: 0.1

# WILDCAT PLAYER UPDATES

## # 3 HAYDEN HUNTER • 5-11 • 165 • Freshman • Guard • North Richland Hills, TX



### 2014-15 Season Highs/Totals

Points.....3, vs. Nevada (11/24)  
 Rebounds .....4, vs. Illinois State (11/21)  
 Assists .....3, three times  
 Steals.....1, vs. LSU (11/22)  
 Blocks .....0  
 3-point FG's .....1, vs. Nevada (11/24)

### Career Highs/Totals

same  
 same  
 same  
 same  
 same  
 same


### #03 HUNTER, Hayden

Opponent	Date	gs	min	Total		3-Pointers		Free throws		Rebounds				pf	a	t/o	blk	stl	pts	avg
				fg-fga	pct	3fg-fga	pct	ft-fta	pct	off	def	tot	avg							
at Utah State	11/14/14		18	0-1	.000	0-1	.000	2-2	1.000	0	1	1	1.0	3	3	2	0	0	2	2.0
PRESENTATION	11/17/14		18	0-0	.000	0-0	.000	0-0	.000	0	2	2	1.5	2	3	1	0	0	0	1.0
vs Illinois State	11/21/14		21	0-0	.000	0-0	.000	0-0	.000	2	2	4	2.3	3	3	0	0	0	0	0.7
vs LSU	11/22/14		12	0-1	.000	0-0	.000	2-2	1.000	0	0	0	1.8	2	1	2	0	1	2	1.0
vs Nevada	11/24/14		15	1-2	.500	1-1	1.000	0-0	.000	0	2	2	1.8	1	1	1	0	0	3	1.4
ORAL ROBERTS	12/01/14		13	0-1	.000	0-1	.000	0-0	.000	1	0	1	1.7	0	1	1	0	0	0	1.2
at UT Arlington	12/6/14		11	0-1	.000	0-0	.000	0-0	.000	0	1	1	1.6	0	0	2	0	0	0	1.0
<b>Totals</b>		<b>0</b>	<b>108</b>	<b>1-6</b>	<b>.167</b>	<b>1-3</b>	<b>.333</b>	<b>4-4</b>	<b>1.000</b>	<b>3</b>	<b>8</b>	<b>11</b>	<b>1.6</b>	<b>11</b>	<b>12</b>	<b>12</b>	<b>0</b>	<b>1</b>	<b>7</b>	<b>1.0</b>

Games played: 7  
 Minutes/game: 15.4  
 Points/game: 1.0  
 FG Pct: 16.7  
 3FG Pct: 33.3  
 FT Pct: 100.0

Rebounds/game: 1.6  
 Assists/game: 1.7  
 Turnovers/game: 1.7  
 Assist/turnover ratio: 1.0  
 Steals/game: 0.1

## # 11 CHRIS GOLDEN • 6-2 • 165 • Junior • Guard • Milwaukee, Wisc.



### 2014-15 Season Highs/Totals

Points.....15, vs. Oral Roberts (12/01)  
 Rebounds .....4, at UT Arlington (12/06)  
 Assists .....1, four times  
 Steals.....1, six times  
 Blocks .....1, vs. Nevada (11/24)  
 3-point FG's .....2, five times  
 10+ points .....4

### Career Highs/Totals

same  
 same  
 same  
 same  
 same  
 same  
 4

### #11 GOLDEN, Chris

Opponent	Date	gs	min	Total		3-Pointers		Free throws		Rebounds				pf	a	t/o	blk	stl	pts	avg
				fg-fga	pct	3fg-fga	pct	ft-fta	pct	off	def	tot	avg							
at Utah State	11/14/14	*	28	2-7	.286	2-6	.333	1-2	.500	1	1	2	2.0	3	1	1	0	1	7	7.0
PRESENTATION	11/17/14	*	27	4-13	.308	2-10	.200	0-0	.000	0	2	2	2.0	1	0	2	0	0	10	8.5
vs Illinois State	11/21/14	*	31	2-7	.286	1-5	.200	1-1	1.000	0	2	2	2.0	2	1	3	0	1	6	7.7
vs LSU	11/22/14	*	32	3-6	.500	2-5	.400	0-0	.000	1	0	1	1.8	2	0	1	0	1	8	7.8
vs Nevada	11/24/14	*	32	3-14	.214	1-4	.250	3-3	1.000	0	1	1	1.6	4	1	1	1	1	10	8.2
ORAL ROBERTS	12/01/14	*	27	5-12	.417	2-8	.250	3-6	.500	0	2	2	1.7	4	1	0	0	1	15	9.3
at UT Arlington	12/6/14	*	34	4-12	.333	2-8	.250	1-1	1.000	1	3	4	2.0	1	1	3	0	1	11	9.6
<b>Totals</b>		<b>7</b>	<b>211</b>	<b>23-71</b>	<b>.324</b>	<b>12-46</b>	<b>.261</b>	<b>9-13</b>	<b>.692</b>	<b>3</b>	<b>11</b>	<b>14</b>	<b>2.0</b>	<b>17</b>	<b>5</b>	<b>11</b>	<b>1</b>	<b>6</b>	<b>67</b>	<b>9.6</b>

Games played: 7  
 Minutes/game: 30.1  
 Points/game: 9.6  
 FG Pct: 32.4  
 3FG Pct: 26.1  
 FT Pct: 69.2

Rebounds/game: 2.0  
 Assists/game: 0.7  
 Turnovers/game: 1.6  
 Assist/turnover ratio: 0.5  
 Steals/game: 0.9  
 Blocks/game: 0.1

# WILDCAT PLAYER UPDATES

**# 21 JOEL BOLOMBOY • 6-9 • 230 • Junior • Forward • Fort Worth, Texas**



**Season / Career highlights**

- Named 2014 Big Sky Defensive Player of the Year
- Earned Big Sky Honorable Mention All-Conference honors
- Ranked 3rd in the nation in 2013-14 in rebounding at 11.0 per game.

**2014-15 Season Highs/Totals**

Points.....20, two times  
 Rebounds .....15, vs. Presentation (11/17)  
 Assists .....2, two times  
 Steals.....2, two times  
 Blocks .....5, vs. Presentation (11/17)  
 3-point FG's .....1, two times  
 10+ Points.....6  
 20+ Points.....2  
 10+ Rebounds .....4  
 Double-doubles ....3

**Career Highs/Totals**

20, three times  
 19, vs. Montana (01/25/14)  
 3, vs. E. Washington (03/09/13)  
 2, six times  
 5, four times  
 1, three times  
 28  
 3  
 35  
 18

**#21 BOLOMBOY, Joel**

Opponent	Date	gs	min	Total		3-Pointers		Free throws		Rebounds				pf	a	t/o	blk	stl	pts	avg	
				fg-fga	pct	3fg-fga	pct	ft-fga	pct	off	def	tot	avg								
at Utah State	11/14/14	*	36	4-11	.364	0-1	.000	4-5	.800	3	6	9	9.0	2	0	6	2	2	12	12.0	
PRESENTATION	11/17/14	*	31	8-12	.667	0-0	.000	4-4	1.000	4	11	15	12.0	2	0	4	5	0	20	16.0	
vs Illinois State	11/21/14	*	33	3-7	.429	0-1	.000	14-15	.933	2	7	9	11.0	2	2	1	0	2	20	17.3	
vs LSU	11/22/14	*	37	5-12	.417	1-1	1.000	7-8	.875	5	8	13	11.5	0	1	6	2	0	18	17.5	
vs Nevada	11/24/14	*	36	4-8	.500	1-1	1.000	4-6	.667	2	6	8	10.8	2	0	5	3	1	13	16.6	
ORAL ROBERTS	12/01/14	*	35	3-8	.375	0-1	.000	1-3	.333	4	8	12	11.0	3	2	1	0	1	7	15.0	
at UT Arlington	12/6/14	*	33	5-10	.500	0-2	.000	2-4	.500	6	4	10	10.9	1	1	5	3	1	12	14.6	
<b>Totals</b>			<b>7</b>	<b>241</b>	<b>32-68</b>	<b>.471</b>	<b>2-7</b>	<b>.286</b>	<b>36-45</b>	<b>.800</b>	<b>26</b>	<b>50</b>	<b>76</b>	<b>10.9</b>	<b>12</b>	<b>6</b>	<b>28</b>	<b>15</b>	<b>7</b>	<b>102</b>	<b>14.6</b>

Games played: 7  
 Minutes/game: 34.4  
 Points/game: 14.6  
 FG Pct: 47.1  
 3FG Pct: 28.6  
 FT Pct: 80.0

Rebounds/game: 10.9  
 Assists/game: 0.9  
 Turnovers/game: 4.0  
 Assist/turnover ratio: 0.2  
 Steals/game: 1.0  
 Blocks/game: 2.1

## WILDCAT PLAYER UPDATES

### # 22 RYAN RICHARDSON • 6-4 • 175 • Freshman • Guard • Mesa, Ariz.



#### 2014-15 Season Highs/Totals

Points.....3, vs. Oral Roberts (12/01)  
 Rebounds .....1, vs. Oral Roberts (12/01)  
 Assists .....0  
 Steals.....0  
 Blocks .....1, at Utah State (11/14)  
 3-point FG's .....1, vs. Oral Roberts (12/01)

#### Career Highs/Totals

same  
 same  
 same  
 same  
 same  
 same

#### #22 RICHARDSON, Ryan

Opponent	Date	gs	min	Total		3-Pointers		Free throws		Rebounds				pf	a	t/o	blk	stl	pts	avg
				fg-fga	pct	3fg-fga	pct	ft-fta	pct	off	def	tot	avg							
at Utah State	11/14/14		5	0-1	.000	0-1	.000	0-0	.000	0	0	0	0.0	1	0	1	1	0	0	0.0
PRESENTATION	11/17/14	2		1-2	.500	0-1	.000	0-0	.000	0	0	0	0.0	0	0	0	0	0	2	1.0
vs Illinois State	11/21/14	dnp		-	-	-	-	-	-	-	-	-	-	-	-	-	-	-	-	-
vs LSU	11/22/14	dnp		-	-	-	-	-	-	-	-	-	-	-	-	-	-	-	-	-
vs Nevada	11/24/14	dnp		-	-	-	-	-	-	-	-	-	-	-	-	-	-	-	-	-
ORAL ROBERTS	12/01/14	4		1-3	.333	1-2	.500	0-0	.000	0	1	1	0.3	1	0	0	0	0	3	1.7
at UT Arlington	12/6/14	dnp		-	-	-	-	-	-	-	-	-	-	-	-	-	-	-	-	-
<b>Totals</b>		<b>0</b>	<b>11</b>	<b>2-6</b>	<b>.333</b>	<b>1-4</b>	<b>.250</b>	<b>0-0</b>	<b>.000</b>	<b>0</b>	<b>1</b>	<b>1</b>	<b>0.3</b>	<b>2</b>	<b>0</b>	<b>1</b>	<b>1</b>	<b>0</b>	<b>5</b>	<b>1.7</b>

Games played: 3  
 Minutes/game: 3.7  
 Points/game: 1.7  
 FG Pct: 33.3  
 3FG Pct: 25.0

Rebounds/game: 0.3  
 Turnovers/game: 0.3  
 Blocks/game: 0.3

### # 23 RICHAUD GITTENS • 6-4 • 190 • Sophomore • Guard • Tempe, Ariz.



#### 2014-15 Season Highs/Totals

Points.....16, vs. Oral Roberts (12/01)  
 Rebounds .....7, at Utah State (11/14)  
 Assists .....4, vs. Oral Roberts (12/01)  
 Steals.....4, vs. LSU (11/22)  
 Blocks .....0  
 3-point FG's .....4, vs. Oral Roberts (12/01)  
 10+ Points.....3

#### Career Highs/Totals

same  
 8, vs. Saint Katherine (12/17/13)  
 7, vs. No. New Mexico (12/28/13)  
 same  
 2, at E. Washington (03/08/14)  
 same  
 11

#### #23 GITTENS, Richaud

Opponent	Date	gs	min	Total		3-Pointers		Free throws		Rebounds				pf	a	t/o	blk	stl	pts	avg
				fg-fga	pct	3fg-fga	pct	ft-fta	pct	off	def	tot	avg							
at Utah State	11/14/14	*	35	4-10	.400	0-2	.000	5-6	.833	0	7	7	7.0	0	3	0	0	3	13	13.0
PRESENTATION	11/17/14	*	27	1-5	.200	1-2	.500	2-2	1.000	0	3	3	5.0	1	2	3	0	1	5	9.0
vs Illinois State	11/21/14	*	32	3-6	.500	1-1	1.000	5-7	.714	1	3	4	4.7	3	2	1	0	2	12	10.0
vs LSU	11/22/14	*	35	4-9	.444	0-0	.000	0-1	.000	3	1	4	4.5	2	3	4	0	4	8	9.5
vs Nevada	11/24/14	*	33	1-5	.200	0-3	.000	2-2	1.000	0	2	2	4.0	0	2	2	0	0	4	8.4
ORAL ROBERTS	12/01/14	*	36	5-8	.625	4-4	1.000	2-2	1.000	1	1	2	3.7	2	4	1	0	1	16	9.7
at UT Arlington	12/6/14	*	36	2-7	.286	1-3	.333	0-0	.000	0	2	2	3.4	4	0	0	0	1	5	9.0
<b>Totals</b>		<b>7</b>	<b>234</b>	<b>20-50</b>	<b>.400</b>	<b>7-15</b>	<b>.467</b>	<b>16-20</b>	<b>.800</b>	<b>5</b>	<b>19</b>	<b>24</b>	<b>3.4</b>	<b>12</b>	<b>16</b>	<b>11</b>	<b>0</b>	<b>12</b>	<b>63</b>	<b>9.0</b>

Games played: 7  
 Minutes/game: 33.4  
 Points/game: 9.0  
 FG Pct: 40.0  
 3FG Pct: 46.7  
 FT Pct: 80.0

Rebounds/game: 3.4  
 Assists/game: 2.3  
 Turnovers/game: 1.6  
 Assist/turnover ratio: 1.5  
 Steals/game: 1.7

# WILDCAT PLAYER UPDATES

## # 30 JEREMY SENGLIN • 6-2 • 185 • Sophomore • Guard • Arlington, Texas



### Season / Career highlights

- Named the 2014 Big Sky Freshman of the Year

### 2014-15 Season Highs/Totals

Points.....18, at UT Arlington (12/06)  
 Rebounds .....7, at UT Arlington (12/06)  
 Assists .....5, at UT Arlington (12/06)  
 Steals.....2, two times  
 Blocks .....0  
 3-point FG's .....3, three times  
 10+ Points.....5  
 20+ Points.....0

### Career Highs/Totals

23, vs. Saint Katherine (12/17)  
 same  
 8, vs. Portland State (01/04)  
 3, vs. Northern Arizona (03/01)  
 1, five times  
 5, vs. Northern Colorado (02/08)  
 25  
 1


### #30 SENGLIN, Jeremy

Opponent	Date	gs	min	Total		3-Pointers		Free throws		Rebounds				pf	a	t/o	blk	stl	pts	avg	
				fg-fga	pct	3fg-fga	pct	ft-fa	pct	off	def	tot	avg								
at Utah State	11/14/14	*	30	5-10	.500	3-6	.500	1-3	.333	0	0	0	0.0	5	1	8	0	0	14	14.0	
PRESENTATION	11/17/14	*	33	4-13	.308	1-6	.167	7-8	.875	0	3	3	1.5	1	3	2	0	2	16	15.0	
vs Illinois State	11/21/14	*	34	4-11	.364	1-5	.200	1-2	.500	0	2	2	1.7	3	1	7	0	1	10	13.3	
vs LSU	11/22/14	*	36	5-10	.500	2-5	.400	3-3	1.000	0	2	2	1.8	2	4	3	0	2	15	13.8	
vs Nevada	11/24/14	*	35	5-9	.556	3-5	.600	3-4	.750	0	3	3	2.0	2	2	1	0	1	16	14.2	
ORAL ROBERTS	12/01/14	*	34	2-8	.250	2-6	.333	3-4	.750	1	2	3	2.2	4	2	3	0	0	9	13.3	
at UT Arlington	12/6/14	*	36	6-18	.333	3-10	.300	3-5	.600	1	6	7	2.9	3	5	4	0	2	18	14.0	
<b>Totals</b>			<b>7</b>	<b>238</b>	<b>31-79</b>	<b>.392</b>	<b>15-43</b>	<b>.349</b>	<b>21-29</b>	<b>.724</b>	<b>2</b>	<b>18</b>	<b>20</b>	<b>2.9</b>	<b>20</b>	<b>18</b>	<b>28</b>	<b>0</b>	<b>8</b>	<b>98</b>	<b>14.0</b>

Games played: 7  
 Minutes/game: 34.0  
 Points/game: 14.0  
 FG Pct: 39.2  
 3FG Pct: 34.9  
 FT Pct: 72.4

Rebounds/game: 2.9  
 Assists/game: 2.6  
 Turnovers/game: 4.0  
 Assist/turnover ratio: 0.6  
 Steals/game: 1.1

## # 35 KYNDAHL HILL • 6-7 • 218 • Sophomore • Forward • Humble, Texas



### 2014-15 Season Highs/Totals

Points.....11, vs. Presentation (11/17)  
 Rebounds .....10, vs. Presentation (11/17)  
 Assists .....2, two times  
 Steals.....1, two times  
 Blocks .....2, vs. Nevada (11/24)  
 3-point FG's .....1, two times  
 10+ Points.....1  
 Double-doubles ....1

### Career Highs/Totals

11, three times  
 same  
 2, three times  
 2, at UCLA (12/22)  
 3, vs. Utah State (11/26)  
 2, at Southern Utah (02/13)  
 3  
 1

### #35 HILL, Kyndahl

Opponent	Date	gs	min	Total		3-Pointers		Free throws		Rebounds				pf	a	t/o	blk	stl	pts	avg	
				fg-fga	pct	3fg-fga	pct	ft-fa	pct	off	def	tot	avg								
at Utah State	11/14/14	*	25	2-5	.400	1-1	1.000	4-4	1.000	3	5	8	8.0	4	0	0	0	0	9	9.0	
PRESENTATION	11/17/14	*	29	3-3	1.000	0-0	.000	5-7	.714	2	8	10	9.0	2	2	2	0	1	11	10.0	
vs Illinois State	11/21/14	*	20	3-5	.600	0-0	.000	2-2	1.000	2	1	3	7.0	2	1	0	0	0	8	9.3	
vs LSU	11/22/14	*	35	2-7	.286	0-1	.000	0-2	.000	0	5	5	6.5	3	1	1	0	0	4	8.0	
vs Nevada	11/24/14	*	24	3-6	.500	0-2	.000	1-2	.500	1	2	3	5.8	3	1	2	2	0	7	7.8	
ORAL ROBERTS	12/01/14	*	33	1-3	.333	1-2	.500	2-2	1.000	2	6	8	6.2	3	2	3	0	1	5	7.3	
at UT Arlington	12/6/14	*	25	1-5	.200	0-2	.000	6-6	1.000	1	3	4	5.9	3	1	0	1	1	8	7.4	
<b>Totals</b>			<b>7</b>	<b>191</b>	<b>15-34</b>	<b>.441</b>	<b>2-8</b>	<b>.250</b>	<b>20-25</b>	<b>.800</b>	<b>11</b>	<b>30</b>	<b>41</b>	<b>5.9</b>	<b>20</b>	<b>8</b>	<b>8</b>	<b>3</b>	<b>3</b>	<b>52</b>	<b>7.4</b>

Games played: 7  
 Minutes/game: 27.3  
 Points/game: 7.4  
 FG Pct: 44.1  
 3FG Pct: 25.0

Rebounds/game: 5.9  
 Assists/game: 1.1  
 Turnovers/game: 1.1  
 Assist/turnover ratio: 1.0  
 Steals/game: 0.4

# WILDCAT PLAYER UPDATES

## # 45 JAMES HAJEK • 6-10 • 250 • Senior • Center • Omaha, Neb.



### 2014-15 Season Highs/Totals

Points.....8, vs. Presentation (11/17)  
 Rebounds .....6, vs. Presentation (11/17)  
 Assists .....1, two times  
 Steals.....2, vs. Presentation (11/17)  
 Blocks.....1, three times  
 3-point FG's .....0  
 10+ Points.....0

### Career Highs/Totals

13, vs. Mayville State (12/19/12)  
 8, two times  
 2, vs. Mayville State (12/19/12)  
 3, vs. University of the Southwest (12/29/12)  
 4, vs. University of the Southwest (12/29/12)  
 same  
 3

### #45 HAJEK, James

Opponent	Date	gs	min	Total		3-Pointers		Free throws		Rebounds				pf	a	t/o	blk	stl	pts	avg
				fg-fga	pct	3fg-fga	pct	ft-fta	pct	off	def	tot	avg							
at Utah State	11/14/14		12	2-2	1.000	0-0	.000	0-1	.000	3	2	5	5.0	3	1	0	1	0	4	4.0
PRESENTATION	11/17/14		14	4-4	1.000	0-0	.000	0-0	.000	3	3	6	5.5	1	1	0	1	2	8	6.0
vs Illinois State	11/21/14		11	0-2	.000	0-0	.000	1-3	.333	0	0	0	3.7	1	0	1	0	0	1	4.3
vs LSU	11/22/14		3	1-1	1.000	0-0	.000	0-0	.000	0	0	0	2.8	0	0	0	1	0	2	3.8
vs Nevada	11/24/14		13	0-1	.000	0-0	.000	0-0	.000	0	1	1	2.4	2	0	0	0	0	0	3.0
ORAL ROBERTS	12/01/14		9	0-0	.000	0-0	.000	2-2	1.000	0	1	1	2.2	2	0	0	0	0	2	2.8
at UT Arlington	12/6/14		14	0-0	.000	0-0	.000	0-0	.000	1	1	2	2.1	0	0	0	0	0	0	2.4
<b>Totals</b>		<b>0</b>	<b>76</b>	<b>7-10</b>	<b>.700</b>	<b>0-0</b>	<b>.000</b>	<b>3-6</b>	<b>.500</b>	<b>7</b>	<b>8</b>	<b>15</b>	<b>2.1</b>	<b>9</b>	<b>2</b>	<b>1</b>	<b>3</b>	<b>2</b>	<b>17</b>	<b>2.4</b>

Games played: 7  
 Minutes/game: 10.9  
 Points/game: 2.4  
 FG Pct: 70.0  
 FT Pct: 50.0

Rebounds/game: 2.1  
 Assists/game: 0.3  
 Turnovers/game: 0.1  
 Assist/turnover ratio: 2.0  
 Steals/game: 0.3  
 Blocks/game: 0.4

## # 50 RYAN VAN PELT • 6-10 • 220 • Freshman • Center • Lindon, Utah



### 2014-15 Season Highs/Totals

Points.....0  
 Rebounds .....0  
 Assists .....1, vs. Presentation (11/17)  
 Steals.....1, vs. Presentation (11/17)  
 Blocks .....0  
 3-point FG's .....0

### Career Highs/Totals

same  
 same  
 same  
 same  
 same  
 same

### #50 VAN PELT, Ryan

Opponent	Date	gs	min	Total		3-Pointers		Free throws		Rebounds				pf	a	t/o	blk	stl	pts	avg
				fg-fga	pct	3fg-fga	pct	ft-fta	pct	off	def	tot	avg							
at Utah State	11/14/14		dnp	-	-	0-0	.000	0-0	.000	0	0	0	0.0	0	1	0	0	1	0	0.0
PRESENTATION	11/17/14		2	0-0	.000	0-0	.000	0-0	.000	0	0	0	0.0	0	1	0	0	1	0	0.0
vs Illinois State	11/21/14		dnp	-	-	-	-	-	-	-	-	-	-	-	-	-	-	-	-	-
vs LSU	11/22/14		dnp	-	-	-	-	-	-	-	-	-	-	-	-	-	-	-	-	-
vs Nevada	11/24/14		dnp	-	-	-	-	-	-	-	-	-	-	-	-	-	-	-	-	-
ORAL ROBERTS	12/01/14		dnp	-	-	-	-	-	-	-	-	-	-	-	-	-	-	-	-	-
at UT Arlington	12/6/14		dnp	-	-	-	-	-	-	-	-	-	-	-	-	-	-	-	-	-
<b>Totals</b>		<b>0</b>	<b>2</b>	<b>0-0</b>	<b>.000</b>	<b>0-0</b>	<b>.000</b>	<b>0-0</b>	<b>.000</b>	<b>0</b>	<b>0</b>	<b>0</b>	<b>0.0</b>	<b>0</b>	<b>1</b>	<b>0</b>	<b>0</b>	<b>1</b>	<b>0</b>	<b>0.0</b>



# WEBER STATE CAREER STATS

## BOLOMBOY, Joel

Season	gp-gs	min/avg	Total		3-Point		F-Throws		Rebounds				Scoring							
			fg-fga	pct	fg-fga	pct	ft-fa	pct	off	def	tot	avg	pf	fo	ast	to	blk	stl	pts	avg
2012-13	37-0	802/21.7	85-147	.578	0-0	.000	89-128	.695	89	173	262	7.1	84	1	16	59	62	14	259	7.0
2013-14	30-28	904/30.1	83-170	.488	1-1	1.000	94-129	.729	107	222	329	11.0	76	0	17	44	25	15	261	8.7
2014-15	7-7	241/34.4	32-68	.471	2-7	.286	36-45	.800	26	50	76	10.9	12	0	6	28	15	7	102	14.6
<b>TOTAL</b>	<b>74-35</b>	<b>1947/26.3</b>	<b>200-385</b>	<b>.519</b>	<b>3-8</b>	<b>.375</b>	<b>219-302</b>	<b>.725</b>	<b>222</b>	<b>445</b>	<b>667</b>	<b>9.0</b>	<b>172</b>	<b>1</b>	<b>39</b>	<b>131</b>	<b>102</b>	<b>36</b>	<b>622</b>	<b>8.4</b>

## GITTENS, Richaud

Season	gp-gs	min/avg	Total		3-Point		F-Throws		Rebounds				Scoring							
			fg-fga	pct	fg-fga	pct	ft-fa	pct	off	def	tot	avg	pf	fo	ast	to	blk	stl	pts	avg
2013-14	31-3	705/22.7	74-160	.463	16-33	.485	51-80	.638	13	78	91	2.9	57	0	68	58	6	19	215	6.9
2014-15	7-7	234/33.4	20-50	.400	7-15	.467	16-20	.800	5	19	24	3.4	12	0	16	11	0	12	63	9.0
<b>TOTAL</b>	<b>38-10</b>	<b>939/24.7</b>	<b>94-210</b>	<b>.448</b>	<b>23-48</b>	<b>.479</b>	<b>67-100</b>	<b>.670</b>	<b>18</b>	<b>97</b>	<b>115</b>	<b>3.0</b>	<b>69</b>	<b>0</b>	<b>84</b>	<b>69</b>	<b>6</b>	<b>31</b>	<b>278</b>	<b>7.3</b>

## HAJEK, James

Season	gp-gs	min/avg	Total		3-Point		F-Throws		Rebounds				Scoring							
			fg-fga	pct	fg-fga	pct	ft-fa	pct	off	def	tot	avg	pf	fo	ast	to	blk	stl	pts	avg
2011-12	15-0	143/9.5	19-36	.528	0-0	.000	13-15	.867	17	14	31	2.1	28	2	5	9	1	3	51	3.4
2012-13	34-1	346/10.2	29-65	.446	0-0	.000	15-36	.417	23	51	74	2.2	51	1	5	23	18	6	73	2.1
2013-14	9-0	29/3.2	0-2	.000	0-0	.000	0-5	.000	0	5	5	0.6	4	0	0	0	2	1	0	0.0
2014-15	7-0	76/10.9	7-10	.700	0-0	.000	3-6	.500	7	8	15	2.1	9	0	2	1	3	2	17	2.4
<b>TOTAL</b>	<b>65-1</b>	<b>594/9.1</b>	<b>55-113</b>	<b>.487</b>	<b>0-0</b>	<b>.000</b>	<b>31-62</b>	<b>.500</b>	<b>47</b>	<b>78</b>	<b>125</b>	<b>1.9</b>	<b>92</b>	<b>3</b>	<b>12</b>	<b>33</b>	<b>24</b>	<b>12</b>	<b>141</b>	<b>2.2</b>

## HILL, Kyndahl

Season	gp-gs	min/avg	Total		3-Point		F-Throws		Rebounds				Scoring							
			fg-fga	pct	fg-fga	pct	ft-fa	pct	off	def	tot	avg	pf	fo	ast	to	blk	stl	pts	avg
2013-14	31-2	566/18.3	51-101	.505	7-16	.438	35-49	.714	42	65	107	3.5	92	3	14	27	15	7	144	4.6
2014-15	7-7	191/27.3	15-34	.441	2-8	.250	20-25	.800	11	30	41	5.9	20	0	8	8	3	3	52	7.4
<b>TOTAL</b>	<b>38-9</b>	<b>757/19.9</b>	<b>66-135</b>	<b>.489</b>	<b>9-24</b>	<b>.375</b>	<b>55-74</b>	<b>.743</b>	<b>53</b>	<b>95</b>	<b>148</b>	<b>3.9</b>	<b>112</b>	<b>3</b>	<b>22</b>	<b>35</b>	<b>18</b>	<b>10</b>	<b>196</b>	<b>5.2</b>

## SEGLIN, Jeremy

Season	gp-gs	min/avg	Total		3-Point		F-Throws		Rebounds				Scoring							
			fg-fga	pct	fg-fga	pct	ft-fa	pct	off	def	tot	avg	pf	fo	ast	to	blk	stl	pts	avg
2013-14	31-31	920/29.7	107-241	.444	62-153	.405	62-81	.765	7	61	68	2.2	67	0	68	48	6	22	338	10.9
2014-15	7-7	236/34.0	31-79	.392	15-43	.349	21-29	.724	2	18	20	2.9	20	1	18	28	0	8	98	14.0
<b>TOTAL</b>	<b>38-38</b>	<b>1158/30.5</b>	<b>138-320</b>	<b>.431</b>	<b>77-196</b>	<b>.393</b>	<b>83-110</b>	<b>.755</b>	<b>9</b>	<b>79</b>	<b>88</b>	<b>2.3</b>	<b>87</b>	<b>1</b>	<b>86</b>	<b>76</b>	<b>6</b>	<b>30</b>	<b>436</b>	<b>11.5</b>

# WILDCAT RECORDS WATCH

### CAREER REBOUNDS

	REB	GP
1. Willie Sojourner (1968-71)	1,143	81
2. Jimmie Watts (1973-76)	949	111
3. Bruce Collins (1976-80)	873	120
4. Richard Smith (1976-80)	764	109
5. Al DeWitt (1972-76)	727	79
6. Royal Edwards (1979-83)	675	105
7. <b>Joel Bolomboy (2012-pres.)</b>	<b>667</b>	<b>74</b>
8. Dan Sparks (1966-68)	654	52

### CAREER BLOCKS

	BLKS	GP
1. Shawn Campbell (1983-85)	133	60
2. Kyle Tresnak (2010-14)	125	131
3. <b>Joel Bolomboy (2012-pres.)</b>	<b>102</b>	<b>74</b>
4. Darin Mahoney (2008-12)	100	123
5. Daviin Davis (2006-09)	94	91

### CAREER REBOUND AVERAGE

	AVG	GP	REB
1. Willie Sojourner (1968-71)	*14.1	81	1,143
2. Gene Visscher (1967-69)	12.8	50	641
3. Dan Sparks (1966-68)	12.6	52	654
4. Bob Davis (1970-72)	10.7	54	577
5. Rico Washington (1987-89)	10.6	57	603
6. Kirk Smith (1993-95)	9.6	58	558
7. Al DeWitt (1972-76)	9.2	79	727
8. Lance Allred (2003-05)	9.1	56	511
9. <b>Joel Bolomboy (2012-pres.)</b>	<b>9.0</b>	<b>74</b>	<b>667</b>
10. Johnnie Moore (1992-94)	8.9	57	508

### CAREER BLOCKS AVERAGE

	AVG.	BLKS	GP
1. Shawn Campbell (1983-85)	2.22	133	60
2. Kirk Smith (1993-95)	1.53	89	58
3. <b>Joel Bolomboy (2012-pres.)</b>	<b>1.38</b>	<b>102</b>	<b>74</b>
4. Harold Arceneaux (1998-00)	1.27	76	60





## TEAM GAME-BY-GAME STATS

Opponent	Date	Score		Total		3-Pointers		Free throws		Rebounds				pf	a	t/o	blk	stl	pts	avg
				fg-fga	pct	3fg-fga	pct	ft-fta	pct	off	def	tot	avg							
at Utah State	11/14/14	61-72	L	19-49	.388	6-18	.333	17-23	.739	12	27	39	39.0	22	9	20	4	6	61	61.0
PRESENTATION	11/17/14	74-49	W	25-55	.455	4-19	.211	20-23	.870	12	34	46	42.5	13	13	15	6	7	74	67.5
vs Illinois State	11/21/14	64-73	L	18-42	.429	3-12	.250	25-32	.781	8	19	27	37.3	17	10	18	1	6	64	66.3
vs LSU	11/22/14	58-72	L	20-47	.426	5-12	.417	13-18	.722	10	19	29	35.2	13	10	18	3	8	58	64.2
vs Nevada	11/24/14	59-56	W	19-47	.404	6-16	.375	15-19	.789	5	18	23	32.8	17	7	13	6	4	59	63.2
ORAL ROBERTS	12/01/14	62-61	W	19-47	.404	10-24	.417	14-20	.700	9	24	33	32.8	19	12	9	0	4	62	63.0
at UT Arlington	12/6/14	56-63	L	18-55	.327	6-25	.240	14-18	.778	12	23	35	33.1	12	8	15	4	6	56	62.0
Weber State		434		138-342	.404	40-126	.317	118-153	.771	68	164	232	33.1	113	69	108	24	41	434	62.0
Opponents		446		176-420	.419	25-88	.284	69-102	.676	95	155	250	35.7	130	74	83	27	52	446	63.7

Games played: 7  
 Points/game: 62.0  
 FG Pct: 40.4  
 3FG Pct: 31.7  
 FT Pct: 77.1

Rebounds/game: 33.1  
 Assists/game: 9.9  
 Turnovers/game: 15.4  
 Assist/turnover ratio: 0.6  
 Steals/game: 5.9  
 Blocks/game: 3.4

## GAME-BY-GAME COMPARISON

Opponent	1st	2nd	Score	Mar	Total FG	FG Pct	3-Pointers	3FG Pct	Free Throws	FT Pct	Rebounds	Assist	T/Over	Block	Steal	Fouls
Utah State	47/29	14/43	61-72	(11)	19-49/27-58	.388/.466	6-18/4-15	.333/.267	17-23/14-24	.739/.583	39/32 +7	9/15	20/7	4/3	6/12	22/19
PRESENTATION	26/22	48/27	74-49	+25	25-55/19-65	.455/.292	4-19/5-16	.211/.313	20-23/6-9	.870/.667	46/33 +13	13/6	15/14	6/0	7/8	13/18
Illinois State	28/44	36/29	64-73	(9)	18-42/29-63	.429/.460	3-12/5-15	.250/.333	25-32/10-14	.781/.714	27/34 (7)	10/11	18/14	1/4	6/8	17/22
LSU	27/28	31/44	58-72	(14)	20-47/32-65	.426/.492	5-12/3-8	.417/.375	13-18/5-6	.722/.833	29/34 (5)	10/16	18/13	3/2	8/8	13/14
Nevada	27/26	32/30	59-56	+3	19-47/20-56	.404/.357	6-16/2-11	.375/.182	15-19/14-17	.789/.824	23/43 (20)	7/4	13/17	6/7	4/5	17/20
ORAL ROBERTS	24/24	38/37	62-61	+1	19-47/23-54	.404/.426	10-24/3-8	.417/.375	14-20/12-20	.700/.600	33/35 (2)	12/11	9/7	0/5	4/5	19/16
UT Arlington	21/28	35/35	56-63	(7)	18-55/26-59	.327/.441	6-25/3-15	.240/.200	14-18/8-12	.778/.667	35/39 (4)	8/11	15/11	4/6	6/6	12/21

Note: Game totals are displayed in the format TEAM/OPPONENT for each category

# 2014-15 WEBER STATE STATS AND RESULTS



RECORD:	OVERALL	HOME	AWAY	NEUTRAL
ALL GAMES	3-4	2-0	0-2	1-2
CONFERENCE	0-0	0-0	0-0	0-0
NON-CONFERENCE	3-4	2-0	0-2	1-2



#	Player	gp-gs	min	avg	Total		3-Point		F-Throw		Rebounds					pts	avg					
					fg-fga	fg%	3fg-fga	3fg%	ft-fa	ft%	off	def	tot	avg	pf			dq	a	to	blk	stl
21	BOLOMBOY, Joel	7-7	241	34.4	32-68	.471	2-7	.286	36-45	.800	26	50	76	10.9	12	0	6	28	15	7	102	14.6
30	SEGLIN, Jeremy	7-7	238	34.0	31-79	.392	15-43	.349	21-29	.724	2	18	20	2.9	20	1	18	28	0	8	98	14.0
11	GOLDEN, Chris	7-7	211	30.1	23-71	.324	12-46	.261	9-13	.692	3	11	14	2.0	17	0	5	11	1	6	67	9.6
23	GITTENS, Richaud	7-7	234	33.4	20-50	.400	7-15	.467	16-20	.800	5	19	24	3.4	12	0	16	11	0	12	63	9.0
35	HILL, Kyndahl	7-7	191	27.3	15-34	.441	2-8	.250	20-25	.800	11	30	41	5.9	20	0	8	8	3	3	52	7.4
02	JOHNSON-COSTON,	7-0	86	12.3	7-18	.389	0-0	.000	9-11	.818	3	12	15	2.1	10	0	1	7	1	1	23	3.3
45	HAJEK, James	7-0	76	10.9	7-10	.700	0-0	.000	3-6	.500	7	8	15	2.1	9	0	2	1	3	2	17	2.4
22	RICHARDSON, Ryan	3-0	11	3.7	2-6	.333	1-4	.250	0-0	.000	0	1	1	0.3	2	0	0	1	1	0	5	1.7
03	HUNTER, Hayden	7-0	108	15.4	1-6	.167	1-3	.333	4-4	1.000	3	8	11	1.6	11	0	12	12	0	1	7	1.0
00	BROWN, Jordan	1-0	2	2.0	0-0	.000	0-0	.000	0-0	.000	0	0	0	0.0	0	0	0	0	0	0	0	0.0
50	VAN PELT, Ryan	1-0	2	2.0	0-0	.000	0-0	.000	0-0	.000	0	0	0	0.0	0	0	1	0	0	1	0	0.0
Team											8	7	15				1					
Total.....		7	1400		138-342	.404	40-126	.317	118-153	.771	68	164	232	33.1	113	1	69	108	24	41	434	62.0
Opponents.....		7	1400		176-420	.419	25-88	.284	69-102	.676	95	155	250	35.7	130	1	74	83	27	52	446	63.7

## TEAM STATISTICS

	WSU	OPP
SCORING	434	446
Points per game	62.0	63.7
Scoring margin	-1.7	-
FIELD GOALS-ATT	138-342	176-420
Field goal pct	.404	.419
3 POINT FG-ATT	40-126	25-88
3-point FG pct	.317	.284
3-pt FG made per game	5.7	3.6
FREE THROWS-ATT	118-153	69-102
Free throw pct	.771	.676
F-Throws made per game	16.9	9.9
REBOUNDS	232	250
Rebounds per game	33.1	35.7
Rebounding margin	-2.6	-
ASSISTS	69	74
Assists per game	9.9	10.6
TURNOVERS	108	83
Turnovers per game	15.4	11.9
Turnover margin	-3.6	-
Assist/turnover ratio	0.6	0.9
STEALS	41	52
Steals per game	5.9	7.4
BLOCKS	24	27
Blocks per game	3.4	3.9
ATTENDANCE	11086	15384
Home games-Avg/Game	2-5543	2-5753
Neutral site-Avg/Game	-	3-1293

Date	Opponent	Score	Att.
11/14/14	at Utah State	L 61-72	9982
11/17/14	PRESENTATION	W 74-49	5453
+ 11/21/14	vs Illinois State	L 64-73	1910
+ 11/22/14	vs LSU	L 58-72	1968
+ 11/24/14	vs Nevada	W 59-56	0
12/01/14	ORAL ROBERTS	W 62-61	5633
12/6/14	at UT Arlington	L 56-63	1524

+ = US Virgin Islands Paradise Jam  
 \* = Big Sky Conference game

Score by Periods	1st	2nd	Totals
Weber State	200	234	434
Opponents	201	245	446