

BYU FOOTBALL

Brett Pyne, BYU Athletic Communications | O: (801) 422-4912 | C: (801) 367-1631 | brett_pyne@byu.edu | twitter: @byucougars, facebook.com/byufootball

BYU 2013 SCHEDULE

Date	Day	Opponent	Time/Result	TV
8/31	Sat	at Virginia	L, 19-16	ESPNU
9/7	Sat	Texas	W, 40-21	ESPN2
9/21	Sat	Utah	L, 20-13	ESPN2
9/27	Fri	Middle Tennessee	W, 37-10	ESPNU
10/4	Fri	at Utah State	W, 31-14	CBSS
10/12	Sat	Georgia Tech	5 p.m.	ESPNU
10/19	Sat	at Houston	2:30 p.m.	TBA
10/25	Fri	Boise State	6 p.m.	ESPN
11/9	Sat	at Wisconsin	TBA	TBA
11/16	Sat	Idaho State	1 p.m.	BYUtv
11/23	Sat	at Notre Dame	3:30 p.m.	NBC
11/30	Sat	at Nevada	12 p.m.	CBSS

All times local to site

HOMECOMING 2013

"A Season for Courage"

Homecoming Event Schedule

Day	Event	Time
Tuesday	Opening ceremonies	11 a.m.
	Hike and Light the Y	6 p.m.
Wednesday	Traditions Throwback	Noon
	True Blue Foam	4 p.m.
Thursday	BYU Homecoming Spectacular	7:30 p.m.
	Friday	Noon
Friday	Honor Day	Noon
	Homecoming dances	7 p.m.
Saturday	BYU Homecoming Spectacular	7:30 p.m.
	Pancake Breakfast	8:30 a.m.
Saturday	Cougar Run	9:45 a.m.
	Parade	10 a.m.
	Football game	5 p.m.

Tradition. Spirit. Honor.

BYU football players will wear one of the three words that comprise the program motto on the backs of their jerseys for the homecoming game. The words have been assigned randomly.

TEAM COMPARISON

(averages as of 10/7)

BYU	CATEGORY	GT
27.4	Scoring Offense	35.2
16.8	Scoring Defense	19.2
23.6	First Downs	23.4
277.8	Rushing Off. (YPG)	300
132.6	Rushing Def. (YPG)	120.8
203.8	Passing Off. (YPG)	125.6
203.2	Passing Def. (YPG)	209.8
481.6	Total Offense	425.6
335.8	Total Defense	330.6
26.9	Kickoff Return	21.8
13	Punt Return	4.9
56.4	Penalties (YPG)	38.4
34.2	Net Punting	37.6
28:07	Time of Poss.	34:47
35%	3rd Down %	54%
56%	4th Down %	56%
6-40	Sacks-Yards	7-53
11-69	Sacks Allowed	5-25
77%	Blue Zone %	83%
41%	Opp. Blue Zone %	62%

AWAY



GEORGIA TECH (3-2, 2-2 ACC) YELLOW JACKETS

Head Coach	Paul Johnson
Alma Mater	W. Carolina, 1979
Career Record	150-67 (.691)
Record at GT	43-28 (.606)
Record vs. BYU	0-1

GAME INFORMATION

Kickoff	5:02 p.m. MDT
TV	ESPNU
Clay Matvick (play-by-play), Matt Stinchcomb (analyst), Dane Davenport (sideline)	
Radio	Cougar IMG Sports Network (KSL 1160 AM, 102.7 FM, KSL.com, BYUcougars.com, BYU Radio Sirius XM 143)
Greg Wrubell (play-by-play), Marc Lyons (analyst), Nate Meikle (sideline)	
Opp. Radio	Georgia Tech IMG Sports Network
Live Stats	BYUcougars.com
TV pregame show	BYUtv, 4 p.m. MDT

SERIES INFORMATION

BYU leads	2-1
Last Meeting	BYU won 41-17, 10/27/12
H/A/W	1-0-1, 1-0-0

HOME



BYU (3-2) COUGARS

Head Coach	Bronco Mendenhall
Alma Mater	Oregon St., 1988
Career Record	77-31 (.713)
Record at BYU	Same
Record vs. GT	1-0

BYU STORYLINES

- **BYU is 2-1 vs. Georgia Tech**, after defeating the Yellow Jackets on the road last season. BYU won 41-17. BYU is 7-13 against ACC opponents, with the last victory coming vs. Georgia Tech.
- **The rushing battle.** BYU is No. 13 nationally for average rushing yards with 277.8, while Georgia Tech is No. 7 with 300.
- **Total defense.** Both Georgia Tech (20th) and BYU (24th) rank in the top 25 nationally in total defense.
- **BYU has two players ranked in the top 20 nationally for rushing yards per game**--Taysom Hill (15th) with 115.8 and Jamaal Williams (19th) with 114.25.
- **Hoffman needs three touchdowns and six receptions** to become the BYU all-time record holder in each of those categories. He needs three more 100-yard receiving games to become the BYU leader in that category.
- **BYU's defense has nine players with 20 or more tackles in 2013**, led by Uani 'Unga's 45. Kyle Van Noy has 33. Sixteen players have 10 or more tackles.
- **Kyle Van Noy has 23 career sacks, tied for second nationally among active players.** The senior needs 11 more sacks this season to tie the career sack record at BYU (33). Van Noy was named back-to-back Independent Defensive Player of the Week for performances vs. MTSU and USU, and was named CFP National Linebacker of the Week Monday.

BYU PROJECTED DEPTH CHART

OFFENSE					DEFENSE						
QB	4	Taysom Hill	6-2	221	So.	LE	90	Bronson Kaufusi	6-7	282	So.
	15	Ammon Olsen	6-3	209	So.		95	Logan Taelle	6-2	251	So.
RB	21	Jamaal Williams	6-0	200	So.	NT	55	Eathyn Manumaleuna	6-2	305	Sr.
	33	Paul Lasike	6-0	227	Jr.		99	Marques Johnson	6-2	308	Jr.
HB	24	Algernon Brown	6-1	219	Fr.	RE	44	Remington Peck	6-4	250	So.
	28	Adam Hine	6-1	202	So.		54	Merrill Taliauli	6-2	312	Fr.
or	39	Iona Pritchard	6-0	232	Jr.	SLB	5	Alani Fua	6-5	228	Jr.
SLOT	12	JD Falslev	5-8	175	Sr.		43	Jherrenya Leuta-Douyere	6-0	231	So.
	6	Eric Thornton	5-10	180	So.	MLB	41	Uani 'Unga	6-1	233	Sr.
WR	2	Cody Hoffman	6-4	210	Sr.		34	Austen Jorgensen	6-2	239	Sr.
	10	Mitch Mathews	6-6	206	So.	BLB	34	Austen Jorgensen	6-2	239	Sr.
WR	17	Skyler Ridley	6-0	182	Sr.	or	45	Tyler Beck	6-1	220	Sr.
	1	Ross Apo	6-3	207	Jr.	WLB	3	Kyle Van Noy	6-3	245	Sr.
TE	82	Kaneakua Friel	6-5	261	Sr.		22	Manoa Pikula	6-1	235	So.
	19	Brett Thompson	6-3	216	Jr.	FC	4	Robertson Daniel	6-1	198	Jr.
LT	77	Michael Yeck	6-8	292	Jr.		32	Mike Hague	5-10	190	Sr.
	75	Brad Wilcox	6-7	300	Fr.	BC	7	Skye PoVey	5-11	200	Sr.
LG	73	Solomone Kafu	6-2	315	Jr.		11	Dallin Leavitt	5-11	198	Fr.
or	79	Manaaki Vaitai	6-3	317	Sr.	KAT	9	Daniel Sorensen	6-2	208	Sr.
C	70	Terrance Alletto	6-3	292	So.		30	Michael Wadsworth	6-1	205	So.
	55	Brayden Kearsley	6-4	295	Fr.	FS	20	Craig Bills	6-1	205	Jr.
RG	72	Ryker Mathews	6-6	309	So.		27	Blake Morgan	5-11	195	Sr.
or	67	Kyle Johnson	6-4	295	Fr.						
RT	74	Brock Stringham	6-6	292	Jr.						
or	57	De'Ondre Wesley	6-7	330	Jr.						
SPECIAL TEAMS					SPECIAL TEAMS						
K	37	Justin Sorensen	6-1	243	Sr.	PR	12	JD Falslev	5-8	175	Sr.
P	26	Scott Arellano	6-1	190	Jr.	KR	28	Adam Hine	6-1	202	So.
DS	96	Kevin O'Mary	6-4	240	Sr.		33	Paul Lasike	6-0	227	Jr.
H	26	Scott Arellano	6-1	190	Jr.						

FOOTBALL CONTACTS

Football SID Brett Pyne
 Office 801-422-4912
 Cell 801-367-1631
 Email brett_pyne@byu.edu
 Assistant SID Rachel Hawks
 Cell 801-380-9668
 Email footballpr@byu.edu
 Assistant SID Aaron Sorenson
 Cell 435-851-3879
 Email cougarpr@byu.edu
 Intern SID Jared Houghton
 Cell 970-690-0216
 Email byusports@byu.edu
 Assistant SID Office 801-422-8999
 Assoc. AD/Communications Duff Tittle
 Office (801) 422-4910
 Email duff_tittle@byu.edu
 Media Relations Main Office 801-422-8948
 Media Relations Fax 801-422-0633
 LaVell Edwards Stadium Press Box 801-422-2609
 Website www.byucougars.com
 Twitter @BYUougars, @BYUgamenotes
 Facebook facebook.com/byufootball
 Address 30 Smith Fieldhouse, Provo, UT 84602

2013 QUICK FACTS

Location Provo, Utah 84602
 Elevation 4,553 feet
 Enrollment 32,980
 Founded October 15, 1875
 Owned LDS Church
 Nickname Cougars
 Mascot Cosmo the Cougar
 Colors Dark Blue and White
 Stadium LaVell Edwards Stadium
 Surface Natural Grass
 BYU President Cecil O. Samuelson (Utah, 1970)
 Athletics Director Tom Holmoe (BYU, 1983)
 Head Coach/DC Bronco Mendenhall (Oreg. St., '88)
 Seasons entering 9th yr.
 Career Record 77-31 (.713)
 Record at BYU Same
 Defensive Set 3-4
 Offensive Set Multiple Formation
 2012 Record 8-5
 Final National Ranking N/A
 Offensive Starters Returning/Lost 8/3
 Other Offensive Returners with Starting Exp. 6
 Defensive Starters Returning/Lost 5/7
 Other Defensive Returners with Starting Exp. 1
 Letterwinners Returning/Lost 45/32
 Offensive Letterwinners Returning/Lost 26/12
 Defensive Letterwinners Returning/Lost 17/18
 Specialists Letterwinners Returning/Lost 2/2
 National Championships 1 (1984)
 Bowl Appearances 31
 Bowl Record 13-17-1
 Bowl Record under Mendenhall 6-2
 Last Bowl Appearance 2012 Poinsettia Bowl
 W, 23-6 vs. San Diego State
 Last Bowl Victory same
 Bowl Appearance Streak 8 (6-2 record)
 Bowl Win Streak 4 (2009-12)
 First Year of Football 1922
 All-time Record 533-390-26 (.575)
 All-time Home Record 291-132-6 (.685)
 All-time Road Record 217-238-19 (.478)
 All-time Neutral Record 26-20-1 (.564)
 All-time Independent Record 21-10 (.677)
 Stadium Record 218-67 (.765)

MEDIA AVAILABILITY AND POLICY

WEEKLY GAME NOTES

Thank you for your coverage of BYU Football for the 2013 season. These game notes have been designed to provide local, regional and national media with useful information about the BYU football program, specific to this week's game. Additional information on BYU's history and tradition, along with much more in-depth team information can be found in your copy of the 2013 BYU Football Almanac. You can also find more information at byucougars.com. Should you need additional information such as photographs, video or additional almanacs, please contact the BYU Athletic Communications office at (801) 422-8948.

BYUtv PREGAME AND POSTGAME SHOWS

Watch the football pregame and postgame shows before every kickoff and after the game on BYUtv and BYUtvsports.com. Also tune into BYUtv and BYUtvsports.com for complete replays of every home game.

BYUCOUGARS.COM

Please visit byucougars.com for press releases, updated player and coach bios, statistics, game notes, press conference transcripts and schedules. With one of the best video players of any collegiate athletics website in the country, numerous videos of highlights, interviews and features are posted daily. The 2013 BYU Football Almanac is also available online in PDF and HTML at www.byucougars.com/almanac/m-football/2013.

PRACTICES AND MEDIA AVAILABILITY

Members of the media will be invited to conduct interviews at the conclusion of practice. Please give at least 24 hours notice with special requests. In addition to last week's (bye week) availability, players and coaches will be available for interviews following Monday's practice. (PLEASE NOTE THE CALENDAR BELOW FOR MEDIA AVAILABILITY FOR THE WEEK.)

ATHLETIC STAFF INTERVIEWS

Interview requests for director of athletics Tom Holmoe or any other member of the athletic administration should be directed to associate director of athletics Duff Tittle. Duff can be contacted at duff_tittle@byu.edu or at (801) 422-4910.

IN-GAME NOTES

To follow the most up-to-date notes and milestones during games, follow @BYUgamenotes on Twitter.

SOCIAL MEDIA

Bronco Mendenhall: @BYU_Football
 BYU Athletics: @BYUougars
 Instagram: BYUougars
 Facebook: BYU Football

POSTGAME MEDIA AVAILABILITY

A postgame press conference will be conducted in the LaVell Edwards Stadium press room, located on the southeast end of the stadium next to the BYU locker room. At the discretion of the visiting team, opponent interviews will be conducted in the Blue Zone, near the opponent's locker room located on northwest end of the stadium. Coach Mendenhall and select players will be available following the NCAA mandatory cooling off period. Members of the media are invited to move from the press box down to the field and to the press room four minutes prior to the ending of the game. A direct video feed will also be sent to the press box from the BYU postgame press conference. A basic transcript of Mendenhall's comments from the postgame press conference will be provided. For road games, BYU will conduct interviews outside the locker room or in a location designated by the host school.

POLICY REMINDERS

Other than during the recognized interview time after practice sessions, press conferences and other organized media availability, interviews and information inquiries must be initiated and arranged through the Athletic Communications office prior to being conducted. Media members should not contact directly BYU players, coaches, support staff or other athletic department personnel for any reason. Some players may not be available at every practice depending on circumstances such as classes, exams or other obligations.

We support and maintain the philosophy that reports submitted via blog, Twitter or any other form of social media or mass communication should maintain the same standards of professional conduct, judgment and ethics as would any reports broadcast or published by your organization under the scrutiny of standard professional editorial guidelines and principles. We request your cooperation in our efforts to maintain a professional environment.

BYU MEDIA AVAILABILITY (subject to change)

MON 10/7	TUE 10/8	WED 10/9	THU 10/10	FRI 10/11	SAT 10/12
7:10 p.m. Post-practice media availability - Bronco Mendenhall and players available. Meet in football lobby (2nd floor Student Athlete Building).	5:50 p.m. Post-practice media availability - Offensive players and assistant coaches available. Meet in football lobby (2nd floor Student Athlete Building).	5:50 p.m. Post-practice media availability - Defensive players and assistant coaches available. Meet in football lobby (2nd floor Student Athlete Building). Cougar IMG Sports Network coach's show 7 p.m.	No media availability	No media availability	No media availability pre-game 6 p.m. MDT Kickoff BYU at USU Postgame media availability with Bronco Mendenhall and select players

BYU DOMINATES UTAH STATE

LOGAN, Utah – Mitch Mathews had three touchdown receptions to lead BYU football to a 31-14 victory against Utah State at Romney Stadium Friday night.

On the first play of the game, Kyle Van Noy intercepted Chuckie Keeton and ran it back for a touchdown to give the Cougars an early 7-0 lead. With the ball on the 18-yard line, Van Noy read the play, jumped up at the line of scrimmage and snatched the ball out of the air, beating everyone to the goal line.

After forcing a Hill fumble on the Cougars' 15-yard line, Utah State scored to tie the game at 7-7 with just under 11 minutes left in the first quarter.

On the following drive, BYU drove methodically down the field to set up a 27-yard field goal by Justin Sorensen to take the lead again at 10-7 with seven minutes left in the opening quarter. On the drive, Hill went four for five including a 28-yard pass to Mathews before the field goal. Utah State quarterback Keeton was injured in the first quarter of the game on a scramble play. Keeton finished 4 for 10 for 26 yards and a touchdown.

The Cougars extended their lead in the second quarter when Hill found Mathews on a post for a 30-yard touchdown to bring the advantage to 17-7. With the BYU offense facing a third down on its own 26-yard line, Jamaal Williams busted off a 44-yard run to keep the drive alive. On the next play, Hill hit Mathews for the score.

With its next possession, Utah State drove the ball 45 yards to set up a 47-yard field goal. Daniel Sorensen cut through on the left side and blocked the kick.

Hill found Mathews in the end zone for the second time of the game to increase the BYU lead to 24-7 with just over 12 minutes left in the third quarter. Hill completed passes to three different receivers on the drive, including a 20-yard strike to Cody Hoffman on the right sideline. With the catch, Hoffman has caught a pass in 35-straight games.

Six minutes later, Hill and Mathews hooked up for the third time in the game to push the Cougars' lead to 31-7. The 43-yard bomb culminated a four-play, 71-yard drive in which the offense scored in just over a minute.

Late in the fourth quarter, Utah State added a touchdown pass for the final score of the game, 31-14.

NOTES FROM BYU'S LAST GAME

- **Sophomore Taysom Hill had a career night** as he threw for three touchdowns and 278 yards. He also threw for a career long of 60 yards.
- **Wide receiver Cody Hoffman's three catches** for 41 yards moves him up to No. 3 all-time in career receiving yards with 2,930 and No. 2 with 216 receptions. He now has a reception in 35 straight games.
- **Mitch Mathews caught five passes for 112 yards** and scored three touchdowns, the first TDs of his career.
- **Senior linebacker Uani 'Unga tallied 16 tackles**, his personal best.
- **Junior Robertson Daniel added 10 more tackles**, a season high.
- **With 79 yards on the ground, Jamaal Williams** passed four players to move up to No. 22 in BYU history with 1,232 career rushing yards.
- **Kyle Van Noy intercepted the first pass** of the game and ran it back for a 17-yard touchdown, his fifth career touchdown and sixth career interception. The senior also chipped in five tackles, one tackle for loss, a pass breakup and a quarterback hurry.
- **Daniel Sorensen blocked a Utah State field goal** in the second quarter, the first for BYU since Sep. 15, 2012 against Utah.
- **BYU improves to 3-0 this season when scoring 24 points or more** and when leading at the end of the third quarter.

OPPONENT OUTLOOK

GEORGIA TECH'S LAST GAME

MIAMI GARDENS, Fla. - No. 14 Miami remained unbeaten after shaking off a problematic opening quarter to beat Georgia Tech 45-30 on Saturday.

David Sims had two rushing touchdowns for Georgia Tech (3-2, 2-2), which lost a double-digit lead against Miami for the second straight year. The Yellow Jackets controlled the first quarter, holding the ball for nearly 14 of the 15 minutes, and still lost to Miami for the fifth straight time.

Georgia Tech came out with a formation that Miami hadn't seen, which the Hurricanes described as a sign of respect. It also was a sign of trouble, since the Hurricanes were scrambling like mad against it early.

That, combined with the fact that each of Miami's first three drives lasted exactly two plays apiece meant the Hurricanes' defense was put to a big-time test early. Because Miami's drives were ending so quickly, there was no time for the defense to make any adjustments on the sidelines.

Sims' 7-yard run opened the scoring, marking the first time since the Virginia game last season - 47 calendar weeks ago - that Miami faced a deficit, one that wound up lasting a mere 32 seconds. Johnson returned the ensuing kickoff to the Miami 27, ran 33 yards on the Hurricanes' first snap, and Morris found Dorsett for a 40-yard score on the very next play.



But with the score 17-7 after Charles Perkins' 31-yard scoring run, Miami was in a two-score hole for the first time since facing Florida State last Oct. 20.

They also got a break by forcing a fumble early in the second quarter. That led to a Miami drive capped by Morris finding Walford for a score, and the Hurricanes were on their way.

Hurns' 69-yard catch-and-run late in the third put Miami on top for good. After Dorsett fumbled a punt away to open the fourth, Georgia Tech answered with Sims' second score of the game, and seemed poised to tie the game at 24-all.

But Trevor Stroebel's snap on the point-after attempt was low, Harrison Butker's kick went left, and Miami was energized - scoring three touchdowns in the fourth quarter for the first time since Oct. 8, 2011.

BYU VS. ACC

Boston College	1-2-0
Clemson	0-0-0
Duke	0-0-0
Florida State	0-4-0
Georgia Tech	2-1-0
Maryland	0-0-0
Miami	1-1-0
North Carolina	0-0-0
NC State	0-0-0
Pitt	1-1-0
Syracuse	1-1-0
Virginia	1-3-0
Virginia Tech	0-0-0
Wake Forest	0-0-0
Total	7-13-0

GEORGIA TECH 2013 SCHEDULE

Date	Day	Opponent	Time/Result
8/31	Sat	vs. Elon	W, 70-0
9/14	Sat	at Duke	W, 38-14
9/21	Sat	vs. N. Carolina	W, 28-20
9/26	Thu	vs. Virginia Tech	L, 17-10
10/5	Sat	at Miami	L, 45-30
10/12	Sat	at BYU	5 p.m.
10/19	Sat	vs. Syracuse	TBA
10/26	Sat	at Virginia	TBA
11/2	Sat	vs. Pittsburgh	TBA
11/14	Thu	at Clemson	7:30 p.m.
11/23	Sat	vs. Alabama A&MTBA	TBA
11/30	Sat	vs. Georgia	TBA

all times local to site

GEORGIA TECH IN THE NCAA (as of 10/7)

Total Offense	425.6 (54)
Passing Offense	125.6 (115)
Passing Efficiency	122.99 (81)
Rushing Offense	300 (7)
Scoring Offense	35.2 (40)
First Downs	117 (T46)
Third Down Conversions	54% (8)
Rushing Defense	120.8 (28)
Pass Defense	209.8 (37)
Pass Efficiency Defense	130.16 (67)
Total Defense	330.6 (20)
Scoring Defense	19.2 (25)
Net Punting	37.60 (T53)
Kickoff Returns	21.77 (55)
Turnover Margin	0.2 (T58)
Sacks	1.4 (T96)
Tackles for loss	3.8 (119)
Sacks Allowed	1 (T18)

GEORGIA TECH PLAYERS TO WATCH

#20 | DAVID SIMS | BB | 6-0 | 225 | SR. | ST. MATTHEWS, S.C. | CALHOUN COUNTY HS

GP	ATT	YDS	Y/A	LNG	TD	REC	YDS	Y/R	LNG	TD
5	66	325	4.9	19	6	1	59	59	59	1

#2 | VAD LEE | QB | 6-1 | 215 | SO. | DURHAM, N.C. | HILLSIDE HS

GP	EFFIC	COMP	ATT	YDS	Y/A	PCT	LNG	INT	TD	R ATT	YDS	Y/A	LNG	TD
5	133.68	34	76	625	8.22	44.7	59	4	7	82	241	2.9	21	3

#15 | DEANDRE SMELTER | WR | 6-3 | 220 | JR. | MACON, GA. | TATTNALL SQUARE ACADEMY

GP	REC	YDS	Y/R	LNG	TD
5	11	185	16.8	41	2

#11 | BRANDON WATTS | LB | 6-2 | 235 | SR. | TENNILLE, GA. | WASHINGTON COUNTY HS

GP	SOLO	AST	TOT	TFL/Y	SACK	YDS	INT	YDS	FF	FR	FRYD	QBH	PBU	BLKD
5	19	10	29	1.5/10	1	9	0	0	0	1	0	0	0	0

INDEPENDENCE: YEAR THREE

BYU's 2013 schedule may be the toughest in program history. The 12-game schedule with six road games and six home games includes fellow independent Notre Dame and teams from eight different conferences, including the Atlantic Coast, Big Ten, Big 12, Pac-12, American Athletic, Conference USA, Mountain West and Big Sky.

FLAG BEARERS

BYU has a tradition of selecting a player before each game to run the team flag and alumni flag. The team selects a former Cougar to carry out the alumni flag, along with the chosen current player who runs out with the current team flag. The team flag has been signed by each member of the team, while the alumni flag has been signed by former BYU payers. In 2011, the team added a special teams flag, donned by a vintage BYU logo adopted by the special teams, following the same protocol as the team flag with an exemplary special teams player being chosen to carry it each week.

Game	Team Flag	Special Teams Flag	Alumni Flag
UVA	Manaaki Vaitai	Justin Sorensen	Peter Tuipolutu
Texas	Craig Bills	Jherremya Leuta-Douyere	Danny Frazier
Utah	Paul Lasike	Austen Jorgensen	Waymon Hamilton
MTSU	Remington Peck	JD Falslev	Terrance Brown
USU	Ross Apo	Skye PoVey	Chad Lewis

TEAM CAPTAINS

Selected by their peers, wide receiver Skyler Ridley, slot receiver JD Falslev, linebacker Uani 'Unga and safety Daniel Sorensen have been named team captains for the 2013 season. Three of the four captains started their BYU careers as walk-ons. In 2012, Ridley caught the first touchdown pass of the season and finished with 20 receptions for 206 yards and one touchdown. Falslev was second on the team with 37 receptions last season, while also returning punts and kickoffs. Sorensen is a three-year starter and led the team with three interceptions and was second on the team with 68 tackles. 'Unga recorded 28 tackles, three tackles for loss, one interception and one fumble recovery in his first year at BYU after transferring from Oregon State.

LAVELL EDWARDS STADIUM

LaVell Edwards Stadium with its 63,470-seat capacity is home to BYU football. Originally Cougar Stadium, it was built in 1964 and seated 30,000. It was expanded in 1982 to seat 65,000 permanent seats before official capacity became 64,045 after refurbishing the middle of the east section. The capacity now sits at 63,470 due to accommodations for wheelchair access. For the 2012 season the stadium featured new video walls and LED ribbons on the north and south end zone stands. BYU's 2012 average attendance of 61,161 ranked No. 3 in the West behind only USC (87,945) and UCLA (68,481).

Stadium record: 218-67 (.765)

2013 stadium record: 2-1 (.667)

Under Mendenhall: 43-9 (.827)

MISSIONS

Brigham Young University is owned and operated by The Church of Jesus Christ of Latter-day Saints. The missionary emphasis of the Church is perhaps one of its most recognized characteristics.

Since the organization of the Church in 1830, over one million missionaries have served. The Church operates 405 missions around the world in 145 nations speaking 164 languages. More than 75,000 missionaries representing the Church are serving proselytizing missions in 330 missions around the world. Seventy-five percent of the Church's proselytizing missionaries are young men between the ages of 18 and 26. A substantial number of young women and older couples also serve proselytizing missions. Missionaries work long hours—seven days a week for two years or 18 months for women and couples—teaching the Gospel of Jesus Christ and participating in community service.

There are 73 returned missionaries on the 2013 team. There are 57 missionaries from the football team currently serving in 18 different countries. Members of the team cover five of the seven continents around the globe.

FIRESIDES

The BYU football team will participate in hour-long devotionals prior or team service activities the night before each game this season. The team will conduct devotionals before eight games. These devotionals are referred to as "firesides" and are intended to help players, coaches and those who attend strengthen or gain a knowledge of our purpose here on earth. Firesides typically include a musical number from members of the team and talks from selected players, along with Bronco Mendenhall.

Date	Time	Game	Location
Fri, Aug. 30	7 p.m.	at Virginia	Charlottesville Wards Meeting House
Fri, Sep. 20	7 p.m.	vs. Utah	Utah State Penitentiary
Fri, Oct. 11	7 p.m.	Georgia Tech	Provo Utah Wasatch Stake Center
Fri, Oct. 18	7 p.m.	at Houston	Houston Stake Center
Fri, Nov. 8	7 p.m.	at Wisconsin	Madison Stake Center
Fri, Nov. 22	7 p.m.	at Notre Dame	South Bend Stake Center
Fri, Nov. 29	7 p.m.	at Nevada	Reno Stake Center

*All times local to site

FBS INDEPENDENT PLAYER OF THE WEEK

Week of	Offense	Defense
9/1	Notre Dame QB Tommy Rees	Army FS Geoffery Bacon
9/8	BYU QB Taysom Hill	BYU LB Alani Fua
9/15	Notre Dame QB Tommy Rees	NMSU LB Clint Barnard
9/22	Army RB Terry Baggett	NMSU S Davis Cazares
9/29	Idaho QB Chad Chalich	BYU LB Kyle Van Noy
10/7	Navy QB Keenon Reynolds	BYU LB Kyle Van Noy

Special Teams
BYU P Scott Arellano
BYU K Justin Sorensen
Army K Daniel Grochowski
Army K Daniel Grochowski
Idaho K/P Austin Rehkow
Notre Dame PK/P Kyle Brindza

WEEKLY NATIONAL RANKINGS

Associated Press Top 25		
1	Alabama (55)	5-0 1495
2	Oregon (5)	5-0 1424
3	Clemson	5-0 1359
4	Ohio State	6-0 1305
5	Stanford	5-0 1278
6	Florida State	5-0 1158
7	Georgia	4-1 1138
8	Louisville	5-0 1051
9	Texas A&M	4-1 1003
10	LSU	5-1 993
11	UCLA	4-0 844
12	Oklahoma	5-0 819
13	Miami (FL)	5-0 780
14	South Carolina	4-1 764
15	Baylor	4-0 681
16	Washington	4-1 556
17	Florida	4-1 536
18	Michigan	5-0 514
19	Northwestern	4-1 418
20	Texas Tech	5-0 358
21	Fresno State	5-0 258
22	Oklahoma State	4-1 204
23	Northern Illinois	5-0 138
24	Virginia Tech	5-1 115
25	Missouri	5-0 105

Dropped from rankings: Arizona State 22, Ole Miss 24, Maryland 25

Others receiving votes: Auburn 61, Notre Dame 50, Nebraska 35, Wisconsin 29, Michigan State 16, UCF 7, Ole Miss 3, Arizona State 3, Rutgers 2

USA Today Coaches Poll		
1	Alabama (57)	5-0 1544
2	Oregon (4)	5-0 1486
3	Ohio State	6-0 1379
4	Clemson (1)	5-0 1356
5	Stanford	5-0 1327
6	Florida State	5-0 1188
7	Georgia	4-1 1130
8	Louisville	5-0 1105
9	Texas A&M	4-1 1067
10	Oklahoma	5-0 964
11	LSU	5-1 953
12	South Carolina	4-1 833
13	UCLA	4-0 807
14	Miami (FL)	5-0 747
15	Baylor	4-0 698
16	Michigan	5-0 591
17	Florida	4-1 574
18	Northwestern	4-1 393
19	Washington	4-1 366
20	Oklahoma State	4-1 350
21	Texas Tech	5-0 336
22	Fresno State	5-0 325
23	Northern Illinois	5-0 169
24	Nebraska	4-1 125
25	Virginia Tech	5-1 97

Dropped from rankings: Arizona State 24

Others receiving votes: Missouri 86, Notre Dame 58, Wisconsin 29, Michigan State 16, UCF 11, Auburn 11, Oregon State 8, Rutgers 8, Arizona 4, Arizona State 4, Ball State 3, **Brigham Young 2**

INDEPENDENTS SNAPSHOT

BYU is one of seven FBS I independents. Here is a look at how the Cougars and other independents finished last year.

Team	Record	Last Game	This Week
Notre Dame	4-2	W, 37-34	Bye
Navy	3-1	W, 28-10	at Duke
BYU	3-2	W, 31-14	Georgia Tech
Army	2-4	L, 48-27	E. Michigan
Idaho State	2-3	L, 28-25	N. Colorado
N Mexico St	0-6	L, 66-17	Rice

NUMERICAL ROSTER

No.	Name	Pos.
1	Apo, Ross	WR
2	Hadley, Spencer	LB
2	Hoffman, Cody	WR
3	Pearson, Colby	WR
3	Van Noy, Kyle	LB
4	Daniel, Robertson	DB
4	Hill, Taysom	QB
5	Fua, Alani	LB
6	Thornton, Eric	WR
7	Stewart, Christian	QB
7	PoVey, Skye	DB
9	Sorensen, Daniel	DB
10	Mathews, Mitch	WR
10	Green, Billy	QB
10	Bell, Khalil	DB
11	Leavitt, Dallin	DB
11	Munns, Jason	QB
12	Falslev, JD	WR
13	Henderson, Kurt	WR
15	Davis, Michael	DB
15	Olsen, Ammon	DB
16	Hogan, Adam	QB
17	Ridley, Skyler	WR
18	Doman, DJ	DB
18	Wilson, Richard	TE
19	Thompson, Brett	TE
20	Bills, Craig	DB
21	Ziolkowski, Jake	DB
21	Williams, Jamaal	RB
22	Pikula, Manoa	DB
23	Bateman, Trevor	DB
23	Nacua, Kai	DB
24	Brown, Algernon	RB
24	Badger, Chris	DB
25	Kautai, Teu	LB
25	Nelson, Luke	WR
26	Arellano, Scott	P
26	Carter, Nate	RB
27	Morgan, Blake	DB
27	Samsen, Trevor	K
28	Hine, Adam	RB
29	Preator, Jordan	DB
30	Wadsworth, Mike	DB
31	Tautu, Sae	LB
32	Hague, Mike	DB
33	Lasike, Paul	RB
33	Leifrandt, Scott	DB
34	Moore, AJ	RB
34	Jorgensen, Austen	LB
35	Owens, Joey	LB
36	Reilly, Drew	DB
37	Sorensen, Justin	K
38	Bingham, Vance	K
39	Pritchard, Iona	RB
41	'Unga, Uani	LB
42	Alisa, Michael	RB
43	Leuta-Douyere, Jherremya	DL
44	Peck, Remington	DL
45	Beck, Tyler	LB
46	Gautuvai, Rylee	LB
47	Pili, Trajan	LB
48	Laulile, Tomasi	DL
49	Egbert, Jordan	LB
50	Fusi, Edward	OL
51	Relei, Matthew	DL
52	Crichton, Tui	OL
53	Cox, Tanner	LB
54	Dawe, Parker	OL
54	Taliauli, Merrill	DL
55	Manumaleuna, Eathyn	DL
55	Kearsley, Brayden	OL
56	Shoaf, Thomas	OL
56	Manumaleuga Utu, Kalolo	DL
57	Wesley, De'Ondre	OL
61	Lawlor, Quinn	OL
65	Jones, Cole	OL
66	Carter, Josh	OL
67	Johnson, Kyle	OL
68	Crawford, Andrew	OL
69	Duran, Tim	OL
70	Alletto, Terrance	OL
71	Pulsipher, Addison	OL
72	Mathews, Ryker	OL
73	Kafu, Solomon	OL
74	Stringham, Brock	OL
75	Wilcox, Brad	OL
77	Yeck, Michael	OL
79	Vaitai, Manaaki	OL
80	Mathews, Marcus	WR
82	Friel, Kaneakua	TE
84	Mahina, Devin	TE
85	Sampson, Bryan	TE
86	Frey, Travis	WR
87	Jurgens, Mitchell	DB
88	Miller, Jordan	P
88	Holt, Austin	DL
89	Houk, Terenn	TE
90	Kaufusi, Bronson	DL
93	Doman, Michael	DL
94	Peoples, JonRyheem	DL
95	Taele, Logan	DL
96	O'Mary, Kevin	DS
97	King, Theodore	DL
98	Ho Ching, Toloa'i	LB
99	Johnson, Marques	DL

ALPHABETICAL ROSTER

No.	Name	Pos.	Ht.	Wt.	Yr.	Hometown/Last School
42	Alisa, Michael	RB	6-1	220	Sr.	Laie, HI / Timpview HS
70	Alletto, Terrance	OL	6-3	292	So.	Parker, CO / Ponderosa HS
1	Apo, Ross	WR	6-3	207	Jr.	Arlington, TX / The Oakridge School
26	Arellano, Scott	P	6-1	190	Jr.	Santa Ynez, CA / Foothill College
24	Badger, Chris	DB	6-0	197	Fr.	Provo, UT / Notre Dame
23	Bateman, Trevor	DB	5-9	179	So.	Palm Desert, CA / Palm Desert HS
45	Beck, Tyler	LB	6-1	220	Sr.	Murrieta, CA / Vista Murrieta HS
10	Bell, Khalil	DB	5-8	190	Fr.	Marietta, GA / Kell HS
20	Bills, Craig	DB	6-1	205	Jr.	Provo, UT / Timpview HS
38	Bingham, Vance	K	5-10	170	Fr.	Sandy, UT / Alta HS
24	Brown, Algernon	RB	6-1	219	Fr.	Magna, UT / Skyline HS
66	Carter, Josh	OL	6-5	296	Jr.	Tuscon, AZ / Eastern Arizona College
26	Carter, Nate	RB	5-9	185	So.	St. George, UT / Dixie HS
53	Cox, Tanner	LB	6-4	226	Jr.	Pleasant View, UT / Weber HS
68	Crawford, Andrew	OL	6-5	292	So.	Fairfax, VA / Chantilly HS
52	Crichton, Tui	OL	6-3	343	So.	Orem, UT / Timpview HS
4	Daniel, Robertson	DB	6-1	198	Jr.	San Jose, CA / De Anza CC
15	Davis, Michael	DB	6-2	180	Fr.	Glendale, CA / Glendale HS
54	Dawe, Parker	DL	6-3	284	Fr.	Pleasant Grove, UT / Pleasant Grove HS
18	Doman, DJ	DB	6-0	193	Fr.	Lindon, UT / Pleasant Grove HS
93	Doman, Michael	DL	6-4	240	So.	Portland, OR / Canby HS
69	Duran, Tim	OL	6-3	301	Jr.	Puyallup, WA / Cabrillo College
49	Egbert, Jordan	LB	6-3	225	Fr.	Orem, UT / Orem HS
12	Falslev, JD	WR	5-8	175	Sr.	Smithfield, UT / Sky View HS
86	Frey, Travis	WR	6-2	187	Fr.	Bountiful, UT/Viewmont HS
62	Friel, Kaneakua	TE	6-5	261	Sr.	Kaneohe, HI / Kamehameha HS
5	Fua, Alani	LB	6-5	228	Jr.	Northridge, CA / Oaks Christian HS
50	Fusi, Edward	OL	6-0	317	Jr.	Corona, CA / Mt. San Antonio CC
46	Gautuvai, Rylee	LB	6-0	219	Fr.	Bountiful, UT / Bountiful HS
10	Green, Billy	QB	6-2	206	Fr.	Woodway, WA / King's HS
2	Hadley, Spencer	LB	6-1	227	Sr.	Connell, WA / Connell HS
32	Hague, Mike	DB	5-10	190	Sr.	Salt Lake City, UT / Brighton HS
13	Henderson, Kurt	WR	6-1	180	So.	St. George, UT / Snow Canyon HS
4	Hill, Taysom	QB	6-2	221	So.	Pocatello, ID / Highland HS
28	Hine, Adam	RB	6-1	202	So.	Santa Clara, UT / Snow Canyon HS
98	Ho Ching, Toloa'i	LB	6-1	230	Fr.	Sandy, UT / Alta HS
2	Hoffman, Cody	WR	6-4	210	Sr.	Crescent City, CA / Del Norte HS
16	Hogan, Adam	DB	5-11	180	Sr.	Los Angeles CA / LA Southwest College
88	Holt, Austin	DL	6-5	262	Jr.	South Jordan, UT / Bingham HS
89	Houk, Terenn	TE	6-4	214	So.	Enumclaw, WA / Enumclaw HS
67	Johnson, Kyle	OL	6-4	295	Fr.	Sandy, UT / Jordan HS
99	Johnson, Marques	DL	6-2	308	Jr.	Los Angeles, CA / El Camino CC
65	Jones, Cole	OL	6-6	282	Fr.	Centerville, UT / Viewmont HS
34	Jorgensen, Austen	LB	6-2	239	Sr.	Mt. Pleasant, UT / North Sanpete HS
87	Jurgens, Mitchell	DB	5-10	180	Fr.	Houston, TX/Langham Creek HS
73	Kafu, Solomon	OL	6-2	315	Jr.	Rio Linda, CA / Rio Linda HS
90	Kaufusi, Bronson	DL	6-7	282	So.	Provo, UT / Timpview HS
25	Kautai, Teu	LB	6-1	220	So.	Arlington, TX / The Oakridge School
55	Kearsley, Brayden	OL	6-4	295	Fr.	Aloha, OR / Aloha HS
97	King, Theodore	DL	6-2	252	Fr.	San Jose, CA / Valley Christian School
33	Lasike, Paul	RB	6-0	227	Jr.	Auckland, NZ/ Church College of NZ
48	Laulile, Tomasi	DL	6-3	270	Fr.	Westlake Village, CA / Westlake HS
61	Lawlor, Quinn	OL	6-4	274	Jr.	Orem, UT / Orem HS
11	Leavitt, Dallin	DB	5-11	198	Fr.	Portland, OR / Central Catholic HS
33	Leifrandt, Scott	DB	5-11	190	Sr.	Alpine, UT / Orange Coast College
43	Leuta-Douyere, Jherremya	LB	6-0	231	So.	Garden Grove, CA / Servite HS
84	Mahina, Devin	TE	6-6	247	Jr.	Upland, CA / Upland HS
56	Manumaleuga Utu, Kalolo	DL	6-1	300	Jr.	Upolu, Samoa / Compton CC
55	Manumaleuna, Eathyn	DL	6-2	305	Sr.	Anchorage, AK / Timpview HS
80	Mathews, Marcus	WR	6-4	200	Jr.	Beaverton, OR / Southridge HS
10	Mathews, Mitch	WR	6-6	206	So.	Beaverton, OR / Southridge HS
72	Mathews, Ryker	OL	6-6	309	So.	American Fork, UT / American Fork HS
88	Miller, Jordan	P	6-4	184	So.	Henderson, NV / Green Valley HS
34	Moore, AJ	RB	5-9	195	Fr.	Murrieta, CA / Murrieta Valley HS
27	Morgan, Blake	DB	5-11	195	Sr.	Greeley, CO / Greeley West HS
11	Munns, Jason	QB	6-5	249	Sr.	Kennewick, WA / Southridge HS
23	Nacua, Kai	DB	6-1	205	Fr.	Henderson, NV / Green Valley HS
25	Nelson, Luke	WR	6-1	190	Fr.	Shoreline, WA / Eastside Catholic HS
96	O'Mary, Kevin	DS	6-4	240	Sr.	San Diego, CA / Mira Mesa HS
15	Olsen, Ammon	QB	6-3	209	So.	Draper, UT / Southern Utah
35	Owens, Joey	LB	6-3	220	Fr.	Pleasant Grove, UT / Pleasant Grove HS
3	Pearson, Colby	WR	6-0	190	Fr.	Blackfoot, ID / Blackfoot HS
44	Peck, Remington	DL	6-4	250	So.	South Jordan, UT / Bingham HS
94	Peoples, JonRyheem	DL	6-4	339	Fr.	Rigby, ID / Rigby HS
22	Pikula, Manoa	LB	6-1	235	So.	South Jordan, UT / Bingham HS
47	Pili, Trajan	LB	6-1	225	Fr.	Las Vegas, NV / Centennial HS
7	PoVey, Skye	DB	5-11	200	Sr.	Ogden, UT / Snow College
29	Preator, Jordan	DB	6-0	181	Fr.	Plain City, UT / Fremont HS
39	Pritchard, Iona	RB	6-0	232	Jr.	South Jordan, UT / Bingham HS
71	Pulsipher, Addison	OL	6-5	264	Fr.	Temecula, CA / Temecula Valley HS
36	Reilly, Drew	DB	6-3	183	So.	Valley Center, CA / Colorado State
51	Relei, Matthew	LB	6-1	227	Fr.	Sonora, CA / Sonora HS
17	Ridley, Skyler	WR	6-0	182	Sr.	Murrieta, CA / Vista Murrieta HS
85	Sampson, Bryan	TE	6-4	210	Fr.	Pleasant Grove, UT / Pleasant Grove HS
27	Samsen, Trevor	K	5-11	172	Jr.	Fresno, CA / Fresno City JC
56	Shoaf, Thomas	OL	6-7	255	Fr.	Columbus, IN / Columbus North HS
9	Sorensen, Daniel	DB	6-2	208	Sr.	Colton, CA / Colton HS
37	Sorensen, Justin	K	6-1	243	Sr.	South Jordan, UT / Bingham HS
7	Stewart, Christian	QB	6-2	201	Jr.	Orem, UT / Snow College
74	Stringham, Brock	OL	6-6	292	Jr.	Highlands Ranch, CO / Mountain Vista HS
95	Taele, Logan	DL	6-2	251	So.	St. George, UT / Dixie HS
54	Taliauli, Merrill	DL	6-2	312	Fr.	Salt Lake City, UT / East HS
31	Tautu, Sae	LB	6-3	245	Fr.	Alpine, UT / Lone Peak HS
19	Thompson, Brett	TE	6-3	216	Jr.	El Dorado Hills, CA / Oakridge HS
6	Thornton, Eric	WR	5-10	180	So.	Renton, WA / Meridian HS
41	'Unga, Uani	LB	6-1	233	Sr.	Rancho Cucamonga, CA / Oregon State
79	Vaitai, Manaaki	OL	6-3	317	Sr.	Euleus, TX / Trinity HS
3	Van Noy, Kyle	LB	6-3	245	Sr.	Reno, NV / McQueen HS
30	Wadsworth, Mike	DB	6-1	205	So.	Orem, UT / Hawai'i
57	Wesley, De'Ondre	OL	6-7	300	Jr.	Pleasant Hill, CA / Diablo Valley CC
75	Wilcox, Brad	OL	6-7	300	Fr.	Edmond, OK / North HS
21	Williams, Jamaal	RB	6-0	200	So.	Fontana, CA / Summit HS
18	Wilson, Richard	TE	6-3	245	Sr.	Spanish Fork, UT / Spanish Fork HS
77	Yeck, Michael	OL	6-8	292	Jr.	Keller, TX / Keller HS
21	Ziolkowski, Jake	DB	6-0	190	Fr.	Island Lake, IL / Wauconda HS

PRONUNCIATION GUIDE

Michael Alisa	ah-LEES-ah
Ross Apo	AH-poh
Scott Arellano	Ar-LAHN-oh
Khalil Bell	Kah-LEEL
Tui Crichton	TOO-ee CRIGH-tuhn
JD Falslev	FAHLS-lehv
Kaneakua Friel	KAH-nay-ah-KOO-ah Frel
Alani Fua	Ah-LAH-nee FOO-ah
Edward Fusi	FOO-see
Rylee Gautuvai	NOW-tah-igh
Mike Hague	Hayg
Taysom Hill	TAY-suhm
Adam Hine	.HEE-nay
Toloa'i Ho Ching	Toe-loh-ah-ee
Terenn Houk	TAIR-ehn Howk
Marques Johnson	MAR-cuhs
Solomone Kafu	.Soh-loh-MOH-nay KAW-foo
Bronson Kaufusi	BRAWN-suhn Kaw-FOO-see
Teu Kautai	TAY-oo KOW-tigh
Paul Lasike	Law-SEE-kay
Tomasi Laulile	Toh-MAH-see Low-LEE-lay
Jherremya Leuta-Douyere	Jeremiah Lay-oo-tah
	Doo-yair
Devin Mahina	Mah-HEE-nah
Eathyn Manumaleuna	.EE-thin
	MAH-noo-MAH-lay-oo-nah
Kai Nacua	Kigh Nah-KOO-ah
Ammon Olsen	A(ah in cat)-mahn
JonRyheem Peoples	Jon-rah-HEEM
Manoa Pikula	Mah-NOH-ah Pee-KOO-lah
Trajan Pili	Tray-JAHN (J as in Jacques) Pee-lee
Skye PoVey	.Poh-VAY
Iona Pritchard	YOH-nah
Matthew Relei	.RAY-lay
Logan Taele	Tah-EH-lay
Sae Tautu	.Sigh Tow-TOO
Merrill Taliauli	Tal-ee-aw-oo-lee
Uani 'Unga	.WAH-nee OON-gah
Kalolo Utu	Kah-LOH-loh OO-too
Manaaki Vaitai	Mah-NAH-kee VIGH-tay
Jake Ziolkowski	.Zihl-KOW-skee

Coaches

Robert Anae	Ah-NIGH
Mark Atuaia	Ah-too-igh-ah
Garett Tujague	TOO-jay



OFFENSIVE STARTERS

GAME	QB	WR	WR	RB	RB	WR/TE	LT	LG	C	RG	RT
Virginia	Hill	M. Mathews	Ridley	Lasike	Williams	Thompson	R. Mathews	Kafu	Alletto	Stringham	Yeck
Texas	Hill	Hoffman	Ridley	Alisa	Williams	Friel	Yeck	Vaitai	Alletto	R. Mathews	Stringham
Utah	Hill	Hoffman	Ridley	Lasike	Williams	Falslev	Yeck	Vaitai	Alletto	R. Mathews	Stringham
Middle Tenn	Hill	Henderson	Ridley	Alisa	Lasike	Hine	Yeck	Kafu	Alletto	K. Johnson	Wesley
Utah State	Hill	Hoffman	Ridley	Lasike	Williams	Friel	Wilcox	Kafu	Alletto	K. Johnson	Yeck

DEFENSIVE STARTERS

GAME	LE	NT	RE	SLB	MLB	BLB	WLB	FC	BC	FS	KAT
Virginia	Kaufusi	Manumaleuna	Peck	Fua	'Unga	Hadley	Van Noy	Daniel	PoVey	Bills	D. Sorensen
Texas	Kaufusi	Manumaleuna	Peck	Fua	'Unga	Hadley	Van Noy	Daniel	PoVey	Bills	D. Sorensen
Utah	Kaufusi	Manumaleuna	Peck	Fua	'Unga	Beck	Van Noy	Daniel	PoVey	Bills	D. Sorensen
Middle Tenn	Kaufusi	Manumaleuna	Peck	Fua	'Unga	Beck	Van Noy	Daniel	Hague	Bills	D. Sorensen
Utah State	Kaufusi	Manumaleuna	Peck	Fua	'Unga	Jorgensen	Van Noy	Daniel	PoVey	Bills	D. Sorensen

2013 BYU SUPERLATIVES

Overall record	3-2
Current streak	W2
Home record	2-1
Current streak	W1
Road record	1-1
Current streak	W1
Neutral record	0-0
Current streak	N/A
Day games	0-1
Current streak	L1
Night games	3-1
Current streak	W2
Friday games	2-0
Current streak	W2
BYU wins toss	2-1
BYU loses toss	1-1
BYU scores first	2-1
Opp. scores first	1-1
BYU leads after 1Q	2-0
BYU trails after 1Q	1-1
Tied after 1Q	0-1
BYU leads at half	3-1
BYU trails at half	0-1
Tied at the half	0-0
BYU leads after 3Q	3-0
BYU trails after 3Q	0-2
Tied after 3Q	0-0
BYU has more yards	3-2
Opp. has more yards	0-0
BYU has more turnovers	2-1
Opp. has more turnovers	0-0
Turnovers are equal	1-1
BYU scores 24 or more	3-0
Opp. Scores 24 or more	0-0
BYU scores less than 24	0-2
Record in August	0-1
Streak	L1
Record in September	2-1
Streak	W1
Record in October	1-0
Streak	W1
Vs. top-25 teams	1-0
Streak	W1
Vs. non-ranked teams	0-2
Streak	L2
On ESPN	0-0
On ESPN2	1-1
On ESPN3	1-1
On ESPN4	2-2
On ABC	0-0
On NBC	0-0
On Fox Sports	0-0
On CBS Sports	1-0
On BYUtv	0-0

2013 BYU SCORING DRIVES

QTR OPP.


2nd	Virginia
4th	Virginia
4th	Virginia
1st	Texas
1st	Texas
2nd	Texas
2nd	Texas
2nd	Texas
3rd	Texas
3rd	Texas
3rd	Texas
3rd	Utah
3rd	Utah
4th	Utah
1st	MTSU
2nd	MTSU
2nd	MTSU
2nd	MTSU
3rd	MTSU
3rd	MTSU
1st	Utah State
1st	Utah State
2nd	Utah State
3rd	Utah State
3rd	Utah State

SCORING PLAY

JD Falslev 4 Yd Pass From Taysom Hill (Justin Sorensen Kick)
Taysom Hill 1 Yd Rush
Justin Sorensen 36 Yd Kick
Justin Sorensen 34 Yd Kick
Taysom Hill 68 Yd Rush (Justin Sorensen Kick)
Taysom Hill 20 Yd Rush (Justin Sorensen Kick)
Paul Lasike 10 Yd Rush (Justin Sorensen Kick)
Justin Sorensen 32 Yd Kick
Taysom Hill 26 Yd Rush (Justin Sorensen Kick)
Justin Sorensen 36 Yd Kick
Justin Sorensen 24 Yd Kick
Justin Sorensen 32 Yd Kick
Justin Sorensen 31 Yd Kick
Michael Alisa 1 Yd Rush (Justin Sorensen Kick)
Taysom Hill 12 Yd Rush (Justin Sorensen Kick)
Team Safety
Taysom Hill 50 Yd Rush (Justin Sorensen Kick)
Michael Alisa 2 Yd Rush (Justin Sorensen Kick)
Michael Alisa 1 Yd Rush (Justin Sorensen Kick)
JD Falslev 71 Yd Punt Return (Justin Sorensen Kick)
Kyle Van Noy 17 Yd Interception (Justin Sorensen Kick)
Justin Sorensen 27 Yd Kick
Mitch Mathews 30 Yd Pass From Taysom Hill (Justin Sorensen Kick)
Mitch Mathews 6 Yd Pass From Taysom Hill (Justin Sorensen Kick)
Mitch Mathews 43 Yd Pass From Taysom Hill (Justin Sorensen Kick)

PLAYS-YDS-TOP

5-32-1:26
11-92-2:26
5-9-1:15
11-60-2:49
3-76-0:58
10-75-2:41
9-59-2:26
9-77-2:52
8-79-1:51
9-51-2:27
7-73-2:29
10-68-3:16
13-61-4:00
6-44-1:49
3-10-1:14
3-58-0:37
7-67-1:27
12-60-3:33
14-67-3:44
4-81-1:15
10-75-2:54
4-71-1:14



BYU OFFENSE BY THE NUMBERS

- 1** Cody Hoffman leads all active FBS receivers in career receiving touchdowns with 28. He also ranks third among active receivers in career receptions (216) and fourth in active career receiving yards (2,930).
- 3** Cody Hoffman needs just three touchdown catches to pass Austin Collie and become the No. 1 all-time TD receptions leader at BYU. He currently has 28 receiving TDs for his career.
- 13** The Cougars rank No. 13 in the nation in rushing offense with 277.8 yards per game earned on the ground.
- 20** BYU has two players ranked in the top 20 nationally for rushing yards per game--Taysom Hill (15th) with 115.8 and Jamaal Williams (19th) with 114.25.
- 35** Hoffman has caught at least one pass in 35 consecutive games played, dating back to Oct. 23, 2010 in a 25-20 win over Wyoming, which is third nationally among active receivers.

BYU OFFENSE IN THE NCAA

(As of 10/7)

TEAM

Total Offense	481.6 (26)
Passing Offense	203.8 (97)
Pass Efficiency	96.27 (119)
Rushing Offense	277.80 (13)
Scoring Offense	27.4 (T-79)
First Downs	23.6 (T-33)
3rd Down Conversions	35.42% (T-95)
4th Down Conversions	55.56% (T-42)
Red Zone Conversions	77.27% (T-94)
Time of Possession	28:07 (T91)
Sacks Allowed/game	2.20 (T-86)
Tackles for Loss Allowed	27.0 (T-43)

INDIVIDUAL

Total Offense	Taysom Hill, 319.6 (20)
Total Passing Yards	Taysom Hill, 1,019 (T-71)
Passing Yards/Game	Taysom Hill, 203.8 (67)
Receiving Touchdowns	Mitch Mathews, 3 (T-73)
Rushing Yards	Taysom Hill, 579 (16)
	Jamaal Williams, 457 (T-33)
Rushing Yards/Game	Taysom Hill, 115.8 (15)
	Jamaal Williams, 114.25 (19)
Rushing Touchdowns	Taysom Hill, 6 (T-27)
All-Purpose Yards	Taysom Hill, 579 (T-68)
Yards From Scrimmage/Game	Jamaal Williams, 124.8 (27)
	Taysom Hill, 115.8 (41)

MAGIC NUMBERS RECORD UNDER MENDENHALL

Scores 24 points or more	68-8
Scores less than 24 points	9-23
Scores more than 30	52-3
Scores more than 40	34-2
Scores more than 50	12-1

OTHER OFFENSIVE PLAYERS TO WATCH

#17 Skyler Ridley, WR

A team captain this year, Ridley is a former walk-on who has started all four games this year. He grabbed a team-high three catches against Virginia. His first career reception was a touchdown against Washington State in 2012.

#1 Ross Apo, WR

The 6-foot-3 receiver has caught seven passes for 109 yards this season. Named to 2012 Phil Steele All-Independent Second Team.

#12 JD Falslev, WR

A senior and team captain, Falslev caught the first touchdown pass of the season against Virginia. With 116 receiving yards, he ranks fourth among receivers this year.

#72 Ryker Mathews, OL

As a freshman, Mathews started all 13 games last season at left tackle. Mathews tied for the team lead in pancake blocks. He helped BYU average over 150 yards on the ground and almost 250 through the air.

#19 Brett Thompson, TE

Thompson is currently third on the team with 118 receiving yards on seven catches. Went to same HS as Austin Collie and is married to a BYU volleyball player.

#42 Michael Alisa, RB

A back with good size and speed, the senior has tallied three touchdowns and 32 carries through the first four games. A 2013 Doak Walker Award candidate, Alisa started the first five games of 2012 before injuring his arm.

#4 | TAYSOM HILL | QB | 6-2 | 221 | SO. | POCATELLO, IDAHO | HIGHLAND HS



- Ran for three scores and 259 yards against Texas (career-highs)
- FBS Independent Offensive Player of the Week (9/9)
- Athlon Sports National Player of the Week (9/9)
- CBS Sports.com Offensive Player of the Week (9/9)
- College Sports Madness Ind. Off. Player of the Week (9/9, 9/23)
- First pass of collegiate career went for an 18-yard touchdown
- No. 15 in the nation with 115.8 rushing yards per game

CAREER HIGHS

Passing Yards	278, @USU (2013)
Att	48, Utah (2013)
Comp	24, USU (2012)
Passing TD	3, @USU (2013)
Rush Att	20, Utah (2013)
Rush YDS	259, Texas (2013)
Rushing TD	3, Texas (2013)

2013 PASSING STATS

GP	EFFIC	COMP	ATT	YDS	Y/A	PCT	LNG	INT	TD	ATT	YDS	Y/A	LNG	TD
5	97.44	71	164	1019	6.2	43.3	60	5	4	75	579	7.7	68	6

RUSHING STATS

#2 | CODY HOFFMAN | WR | 6-4 | 210 | SR. | CRESCENT CITY, CALIF. | DEL NORTE HS



- 2013 Preseason All-American and Biletnikoff Award watch list
- 2012 Sl.com All-America HM and All-Independent First Team
- His 100 catches and 1,248 yards are second in school history
- Caught a pass in 35 straight games and 41 of 42 career games
- Had eight 100-yard receiving games in 2012, 15 for career
- Set school record with 5 touchdowns vs. New Mexico State

CAREER HIGHS


Receptions	13, @San Jose St (2012)
Receiving Yards	182, @NMSU (2012)
Receiving TD	5, @NMSU (2012)
Long Reception	64, @NMSU (2012)
All-Purpose Yards	277, Utah (2011)

2013 RECEIVING STATS

GP	REC	YDS	Y/R	LNG	TD	KR	YDS	AVG	LNG	TD
3	13	212	16.3	32	0	0	0	0	0	0

KICK RETURN STATS

#21 | JAMAAL WILLIAMS | RB | 6-0 | 200 | SO. | FONTANA, CALIF. | SUMMIT HS



- 2013 Doak Walker Award candidate
- Tallied 182 rushing yards (career high) against Texas
- CFPA Honorable Mention Running Back of the Week (9/9)
- 2012 Phil Steele All-Independent Second Team
- Set true freshman rushing records with 755 yards and 12 TDs (2012)
- Missed Mid Tenn game due to a concussion suffered against Utah

CAREER HIGHS

Rushing Attempts	33, @UVA (2013)
Rushing Yards	182, Texas (2013)
Long Rush	49, Idaho (2012)
Rushing TD	3, @Georgia Tech (2012)
Receptions	7, @Notre Dame (2012)
Receiving Yards	76, Oregon St. (2012)
Receiving TD	1, @Georgia Tech (2012)
Long Reception	39, @Georgia Tech (2012)
All-purpose Yards	185, twice 3

2013 RUSHING STATS

GP	ATT	YDS	Y/A	LNG	TD	REC	YDS	Y/R	LNG	TD
4	90	457	5.1	44	0	5	42	8.4	15	0

RECEIVING STATS

#33 | PAUL LASIKE | RB | 6-0 | 227 | JR. | AUKLAND, NEW ZEALAND | CHURCH COLLEGE OF NEW ZEAL.



- All-American rugby player for BYU
- Rushed for a career-high 87 yards and one touchdown versus Texas
- Returned a kickoff against Middle Tennessee for 33 yards
- Walked on to the team in spring camp of 2012

CAREER HIGHS

Rushing Attempts	15, Texas (2013)
Rushing Yards	87, Texas (2013)
Long Rush	20, @USU (2013)
Rushing TD	1, Texas (2013)
Receptions	1, Hawai'i (2012)
Receiving Yards	25, Hawai'i (2012)
Receiving TD	0
Long Reception	25, Hawai'i (2012)
All-purpose Yards	185, Hawai'i (2012)

2013 RUSHING STATS

GP	ATT	YDS	Y/A	LNG	TD	KR	YDS	AVG	LNG	TD
5	40	167	4.2	20	1	6	137	22.8	33	0

KICK RETURN STATS

#10 | MITCH MATHEWS | WR | 6-6 | 206 | SO. | BEAVERTON, ORE. | SOUTHRIDGE HS



- College Football Performance Award's Hon. Mention WR of the Week (10/6)
- Set career highs with 112 yards and 3 TDs against Utah State
- Leads the team with 234 receiving yards on the season
- Also an excellent baseball player who represented Oregon on the Junior Olympic 16-Under Baseball Team

CAREER HIGHS

Receptions	5, @USU (2013)
Receiving Yards	112, @USU (2013)
Receiving TD	3, @USU (2013)
Long Reception	43, @USU (2013)
All-Purpose Yards	112, @USU (2013)

2013 RECEIVING STATS

GP	ATT	YDS	Y/A	LNG	TD
5	13	234	18.0	43	3

CHART TOPPERS

100-yard receiving games (Career)

- 1. Austin Collie 17
- 2. Cody Hoffman 15

Receiving Yards (Career)

- 1. Austin Collie 3,255
- 2. Eric Drage 3,065
- 3. Cody Hoffman 2,930

Receptions (Career)

- 1. Dennis Pitta 221
- 2. Cody Hoffman 216
- 2. Austin Collie 215

Receiving Touchdowns (Career)

- 1. Austin Collie 30
- 2. Eric Drage 29
- 3. Cody Hoffman 28

All-Purpose Yards (Career)

- 1. Curtis Brown 4,993
- 3. Harvey Unga 4,540
- 4. Jamal Willis 4,367
- 5. Cody Hoffman 4,264

QB Rushing Yards (Career)

- 1. Eldon Fortie 1,624
- 2. Virgil Carter 1,225
- 3. Steve Young 1,084
- 4. Taysom Hill 915

Rushing Yards (Career)

- 1. Harvey Unga 3,455
- 17. Hema Heimuli 1,426
- 18. Fahu Tahii 1,358
- 19. Kalin Hall 1,309
- 20. Marcus Whalen 1,266
- 21. Mark Atuaia 1,247
- 22. Jamaal Williams 1,232

THE BYU OFFENSE

- **Quarterback Taysom Hill ranks No. 15 in the country** in rushing yards per game with 115.8 per contest. His six rushing touchdowns are tied for the second most among quarterbacks this season. Hill is currently No. 4 all-time at BYU among quarterbacks with 915 career rushing yards. Steve Young is ranked No. 3 with 1,084. He also is second in the country with rushing plays longer than 10 yards (25).
- **Taysom Hill and Mitch Mathews connected for three touchdown passes** last week against Utah State, career highs for both players. Hill also threw for a personal-best 278 yards while Mathews tallied his career-best 112 yards. To add to a career day, Hill completed a 60-yard pass to receiver Kurt Henderson, the longest pass of his career so far.
- **Sophomore Jamaal Williams rushed for a career-high** 182 rushing yards against Texas in Week 2. After a 79-yard outpout against Utah State, the sophomore ranks No. 22 at BYU for career rushing yards with 1,232 yards. He needs just 16 yards to jump to the No. 21 ranking (which is currently held by his running back coach, Mark Atuaia). A 35-yard effort will put him the in top-20 at BYU all-time. Williams ranks No. 19 nationally at 114.25 yards per game.
- **Keep an eye out for The Hoff Show.** Wideout Cody Hoffman has an opportunity to end his Cougar career as possibly the best receiver in BYU history. He enters this week needing just six receptions, 326 yards and three touchdowns to take the top spot among the all-time leaders. As of now, Hoffman has amassed 216 receptions, 2,930 yards and 28 receiving touchdowns in his career--good for second, third and third, respectively, at BYU. Hoffman holds the record for receiving touchdowns in a game (5) and needs three 100-yard receiving games to have the most in program history.
- **Go fast, go hard** has been the mantra of coach Anae. With coach Anae leading the offense again, he's brought the credo of "Go fast, go hard" to the team. The Cougars rank among the top in the nation for pace of play, running a play every 18.41 seconds.
- **BYU has not been shutout for 118 consecutive games.** The last time the Cougars failed to score was in 2003 in a 3-0 loss to Utah. That loss was the only time BYU has not produced points since 1975. BYU has scored in the last 480 of 481 games since 1975.

OFFENSIVE PLAYERS SEASON/CAREER HIGHS IN A GAME

<p>#1 ROSS APO WR</p> <p>Rec. 4, MTSU/5, three times Rec. Yds 59, @Uva/71, ISU '11 Rec. TD 0/2, two times Long Rec. 52 @Uva/53, Idaho '12</p> <p>#2 CODY HOFFMAN WR</p> <p>Rec. 8, Utah/13, @SJSU '12 Rec. Yds 108, Utah/182, @NMSU '12 Rec. TD 0/5, @NMSU '12 Long Rec. 32, twice/64, @NMSU '12</p> <p>#4 TAYSOM HILL QB</p> <p>Comp. 18, Utah/24, Utah State '12</p> <p>Attempts 48, Utah/same Pass Yds 278, @USU/same Pass TD 3, @USU/same Long Pass 60, @USU/same Rushes 20, Utah/same Rush Yds 259, TEX/same Rush TD 3, TEX/same Long Rush 68, TEX/68, twice</p> <p>#10 MITCH MATHEWS WR</p> <p>Rec. 5, @USU/same Rec. Yds 112, @USU/same Rec. TD 3, @USU/same Long Rec. 43, @USU/same</p> <p>#12 JD FALSLEV WR/PR</p> <p>Rec. 3, twice/9, @NMSU '12 Rec. Yds 47, Utah/80, @Hawaii '11 Rec. TD 1, @Uva/1, five times Long Rec. 27, MTSU/27, three times</p> <p>P Ret. 6, MTSU/same P Ret. Yds 107, MTSU/same Long P Ret. 71, MTSU/same P Ret. TD 1, MTSU/1, twice</p>	<p>#13 KURT HENDERSON WR</p> <p>Rec. 1, @USU/1, three times Rec. Yds 60, @USU/same Rec. TD 0/same Long Rec. 60, @USU/same</p> <p>#17 SKYLER RIDLEY WR</p> <p>Rec. 4, @USU/ 6, WSU '12 Rec. Yds 38, @USU/54, WSU '12 Rec. TD 0/1, WSU '12 Long Rec. 14, MTSU/24, @GT '12</p> <p>#18 RICHARD WILSON TE</p> <p>Rec. 0/3, SJSU '11 Rec. Yds 0/66, SJSU '11 Rec. TD 0/1, SJSU '11 Long Rec. 0/35, SJSU '11</p> <p>#19 BRETT THOMPSON</p> <p>Rec. 2, three times/2, five times Rec. Yds 44, Utah/52, @UNLV '09 Rec. TD 0/0 Long Rec. 30, Utah/46, @ UNLV '09</p> <p>#21 JAMAAL WILLIAMS RB</p> <p>Rushes 33, @Uva/same Rush Yds 182, TEX/same Rush TD 0/3, @GT '12 Long Rush 37, TEX/49, Idaho '12 Rec. 2, twice/7, @Notre Dame '12</p> <p>#24 ALGERNON BROWN RB</p> <p>Rushes 16, @USU/same Rush Yds 68, Mid Ten/same Rush TD 0/same Long Rush 15, MTSU/same Rec. 1, Utah/same Rec. Yards 4, Utah/same Rec. TD 0/same Long Rec. 4, Utah/same</p>	<p>#28 ADAM HINE RB/KR</p> <p>Rushes 2, @Uva/same Rush Yds 5, @Uva/same Rush TD 0/0 Long Rush 4, @Uva/same K Ret. 3, @Uva/same K Ret. Yds 90, MTSU/same K Ret. TD 0/same Long K Ret. 90, MTSU/same</p> <p>#33 PAUL LASIKE RB</p> <p>Rushes 15, TEX/same Rush Yds 89, TEX/same Rush TD 1, TEX/2, Hawaii '12 Long Rush 20, @USU/same Rec. 1, Utah/1, twice Rec. Yards 3, Utah/25, Hawaii '12 Rec. TD 0/same Long Rec. 3, Utah/25, Hawaii '12</p> <p>#42 MICHAEL ALISA RB</p> <p>Rushes 16, MTSU/20, @Oregon St '11 Rush Yds 55, MTSU/99, Idaho '11 Rush TD 2, MTSU/same Long Rush 8, @Uva/42, ISU '11 Rec. 0/3, @Ole Miss '11 Rec. Yards 0/28, @Ole Miss '11 Rec. TD 0/1, @TCU '11 Long Rec. 0/26, @Ole Miss '11</p> <p>#82 KANEAKUA FRIEL TE</p> <p>Rec. 0/6, WSU, '12 Rec. Yds 0/101, WSU, '12 Rec. TD 0/2, WSU/, '12 Long Rec. 0/25, WSU, '12</p>
---	--	--



BYU DEFENSE BY THE NUMBERS

- 2** The defense has allowed only two rushing touchdowns all season to tie for fifth nationally in that category. Since the start of last season, the Cougars have allowed only seven rushing touchdowns to tie for first nationally over that span with Notre Dame.
- 7** The Cougar defense is tied for seventh nationally in fewest plays allowed over 10 yards at nine per game and 45 overall.
- 16** 2013 Butkus Award candidate Uani 'Unga recorded a career-high 16 tackles against Utah State. His total was the highest single-game total since 2008 when Kellen Fowler recorded 15 against Arizona.
- 18** The defensive unit is ranked 18th nationally in scoring defense, holding opponents to an average of 16.8 points per game and 84 overall. Under head coach Bronco Mendenhall, BYU is 69-10 when holding its opponents to under 24 points per game.
- 23** 2013 All-America candidate Kyle Van Noy has 23 career sacks, tied for second nationally in sacks. The senior needs 11 sacks this season to tie the career sack record at BYU (33).

BYU DEFENSE IN THE NCAA

(As of 10/6)

TEAM

Total Defense	335.8 (24)
Passing Defense	203.2 (27)
Rushing Defense	132.6 (40)
Scoring Defense	16.8 (18)
First Downs Allowed	17.2 (21)
3rd Down Conversions	30.11% (21)
4th Down Conversions	12.50% (6)
Red Zone Conversions	80.33% (T-62)
Sacks/Game	1.20 (T-104)
Tackles for Loss/Game	5.2 (T-89)

INDIVIDUAL

Tackles for loss	Kyle Van Noy, 7 (T-28)
Pass Breakups	Daniel Sorensen, 6 (T-21)
Fumbles Forced	Two with 1 (T-79)

MAGIC NUMBERS RECORD UNDER MENDENHALL

Allows 24 points or less	69-10
Allows more than 24 points	8-21

#3 | KYLE VAN NOY | LB | 6-3 | 245 | SR. | RENO, NV | MCQUEEN HS



- 2013 All-America candidate
- 2013 candidate for Bednarik Award, Nagurski Trophy, Butkus Award, Lombardi Award, Lott Impact Trophy, Maxwell Award and Walter Camp Award
- 2012 All-American, also named College Performance Awards National Defensive Player of the Year and Linebacker of the Year
- Recorded five tackles, one TFL and a pick-6 in the win over Utah State

CAREER HIGHS

Tackles	10, two times
Solo	9, vs. Idaho (2011)
Assisted	4, two times
TFL	5, vs. Tulsa (2011)
Sacks	3, at New Mexico State (2012)

2013 DEFENSIVE STATS

GP	SOLO	AST	TOT	TFL/YDS	SACK	YDS	INT	YDS	FF	FR	FRYD	QBH	PBU	BLKD
5	18	15	33	7/22	1	9	1	17	0	0	0	10	4	0

#9 | DANIEL SORENSEN | DB | 6-2 | 208 | SR. | COLTON, CALIF. | COLTON HS



- 2012 Phil Steele All-Independent First Team
- Second on team with 68 tackles in 2012
- Led BYU with three interceptions in 2012
- As a three-year starter, he has started 28 games in a row
- Voted by peers as team captain
- Against Utah State he had nine tackles, a forced fumble and blocked a field goal

CAREER HIGHS

Tackles	10, at Notre Dame (2012)
Solo	6, at San Jose St. (2012)
Assisted	6, two times
TFL	2, at Utah State (2012)
INT	1, Mid. Tenn. (2013)

2013 DEFENSIVE STATS

GP	SOLO	AST	TOT	TFL/Y	SACK	YDS	INT	YDS	FF	FR	FRYD	QBH	PBU	BLKD
5	15	14	29	2/8	0.0	0	1	0	1	0	0	0	6	1

#41 | UANI 'UNGA | LB | 6-1 | 233 | SR. | RANCHO CUCAMONGA, CALIF. | OREGON STATE



- 2013 Butkus Award candidate
- Voted by peers as team captain
- Recorded 28 tackles, one sack, one interception and one forced fumble last season
- Set a new career-high with 16 tackles against Utah State. Returned a fumble 12 yards in the win.
- Leads the team in tackles with 45

CAREER HIGHS

Tackles	16, at Utah St. (2013)
Solo	4, at Utah St. (2013)
Assisted	12, at Utah St. (2013)
TFL	1, four times
Sacks	1 vs. Utah State (2012)

2013 DEFENSIVE STATS

GP	SOLO	AST	TOT	TFL/Y	SACK	YDS	INT	YDS	FF	FR	FRYD	QBH	PBU	BLKD
5	15	30	45	2.5/5	0	0	0	0	0	1	12	1	1	0

#7 | BRONSON KAUFUSI | DL | 6-7 | 282 | SO. | PROVO, UTAH | TIMPVIEV HS



- 2013 Ted Hendricks Award candidate
- 2013 College Sports Madness Preseason All-Independent First Team
- Played in all 13 games as a true freshman recording 23 tackles, 5.5 tackles for loss and 4.5 sacks
- Played on the 2012-13 BYU basketball team
- Recorded two tackles and two pass break ups in win over Utah State

CAREER HIGHS

Tackles	5, two times
Solo	2, two times
Assisted	3, at New Mexico St. (2012)
TFL	2, at New Mexico St. (2012)
Sacks	1, two times

2013 DEFENSIVE STATS

GP	SOLO	AST	TOT	TFL/Y	SACK	YDS	INT	YDS	FF	FR	FRYD	QBH	PBU	BLKD
5	5	9	14	1/2	0	0	0	0	1	0	0	0	4	0

#47 | EATHYN MANUMALEUNA | DL | 6-2 | 305 | SR. | ANCHORAGE, AK | TIMPVIEV HS



- 2013 Outland Trophy candidate
- Has started at both nose guard and defensive end during his career
- Started first four games of 2012 before knee injury (received medical redshirt)
- Has started 41 games in career as a four-year starter
- Had three tackles to help hold Utah State to an average of 25 yards per drive.

CAREER HIGHS

Tackles	10, at Virginia (2013)
Solo	4, at Virginia (2013)
Assisted	6, Nevada (2010)
TFL	2.5, vs. Weber St. (2012)
Sacks	1.5, two times

2013 DEFENSIVE STATS

GP	SOLO	AST	TOT	TFL/Y	SACK	YDS	INT	YDS	FF	FR	FRYD	QBH	PBU	BLKD
5	13	15	28	4/7	0	0	0	0	0	0	0	1	0	0

OTHER DEFENSIVE PLAYERS TO WATCH

#20, Craig Bills, DB

Playing at the free safety position against Utah State, Bills recorded five tackles, a fumble recovery and a pass break up in win.

#5 Alani Fua, LB

In the win over Utah State, the junior recorded three tackles, .5 tackles for loss, three pass break ups and one quarterback hurry.

#4 Robertson Daniel, DB

Playing at the field corner position, Daniel was second on the team with a career-high 10 tackles, seven of those being solo stops, in the win over Utah State. The junior is tied for fifth on the team with 27 tackles.

#44 Remington Peck, DL

The sophomore defensive end had one tackle against the Aggies to help limit the offense to 211 yards passing.

#27 Blake Morgan, DB

Playing free safety in the nickel package, Morgan was in on three stops and recorded a pass break up in the win over in-state rival Utah State.

#11 Dallin Leavitt, DB

In the win over Utah State, the true freshman recorded three tackles and a pass break up. Leavitt has played in all but one game this season.

#34 Austen Jorgensen, LB

The senior has seen significant playing time this season at both inside linebacker positions. Against Utah State, Jorgensen recorded seven tackles while making a major impact on special teams as well.

#45 Tyler Beck, LB

Did not play against Utah State due to a hamstring injury.

#7 Skye PoVey, DB

The fifth-year senior recorded six tackles while playing boundary corner against Utah State. He is the brother-in-law of current defensive coordinator Nick Howell.

* Senior inside linebacker Spencer Hadley has been suspended for five games starting with the Sept. 21 Utah game due to violation of team rules.

THE BYU DEFENSE

- **BYU defense likes to get off the field, a lot.** The defensive unit has forced 6.4 three and outs per game to rank ninth nationally in that category. In the 82 opponent drives this season, the defense has gotten off the field in three plays or less 32 times, meaning that the defense has either forced a punt after three plays or has caused a turnover before the opposing team recorded a first down of any kind. At the same time, BYU has forced 10.2 punts per game and 51 punts overall to lead both categories nationally. The two teams below the Cougars are Utah State (45 punts) and Iowa (44 punts), both of whom have played in six games this season compared to the five that BYU has played.
- **The Kyle Van Noy Show.** The 2013 All-America candidate, who is also on the Bednarik Award, Nagurski Trophy, Butkus Award, Lombardi Award, Lott Impact Trophy, Maxwell Award and Walter Camp Award watch lists, is tied for second nationally among active players with 23 career sacks. The senior was named the FBS Independent Defensive Player of the Week and the College Performance Awards National Linebacker of the Week for his performance against Utah State. In the win over the Aggies, Van Noy recorded an interception on the first play of the game and ran it back for a touchdown, his fifth defensive score at BYU. His five defensive scores are a school record. Currently, Van Noy is second on the team with 33 tackles, first on the team in tackles for loss with 7.0, tied for second with one sack, tied for first with one interception and first on the team with 10 quarterback hurries. To record every defensive stat for the third straight year, Van Noy needs to cause a fumble, recover a fumble and block a kick.
- **Making a name for themselves.** A strong fall camp earned Alani Fua a starting role at outside linebacker. Currently Fua is fifth on the team in tackles with 19, tied for third on the team with two tackles for loss and tied for first with two sacks. In his first career start, Tyler Beck recorded a career-high 10 tackles and a career-high two tackles for loss against Utah.
- **A large defensive line will help anchor the defense.** Eathyn Manumaleuna returns to the field after suffering a season-ending knee injury last year and receiving a medical redshirt. The fifth-year senior and Outland Trophy candidate has started 38 games over his four-year career at both defensive end and defensive tackle. True sophomore and Ted Hendricks candidate Bronson Kaufusi and redshirt sophomore Remington Peck join Manumaleuna on the line, as defensive ends. In the mix for extensive playing time is junior Marques Johnson who redshirted last season. Combined, the four average a commanding 6-foot-4 and 283 pounds, and will look to wreck havoc in opposing backfield's all year long.
- **Behind enemy lines.** In five games this season, the defense has averaged 5.2 tackles for loss per game, ranked T-No. 89 nationally. Overall, the unit has recorded 26 TFL this season to rank T-90 nationally. Since last season, the defense has recorded 5.0 TFL in 15 of 18 games. Eathyn Manumaleuna, Uani 'Unga, Alani Fua, Daniel Sorensen, Tyler Beck, Remington Peck and Kyle Van Noy each have recorded 2.0 TFL or more with Van Noy tallying 7.0 to rank T-No. 28 nationally.
- **Injuries are part of the game.** The defensive unit has been stung by the injury bug during the offseason and fall camp. JC transfer Trent Trammell, who was expected to fight for the starting job at boundary corner, tore his ACL during spring camp. Jordan Johnson, who started at all 13 games last season at field corner, tore his ACL during the first week of fall camp. Backup corner Adam Hogan tore three muscles in his quad during fall camp and will be out 3-4 weeks.



DEFENSIVE PLAYERS SEASON/CAREER HIGHS IN A GAME

#2 SPENCER HADLEY LB

Tackles 7, @ UVa/12, @Texas '11
Solo 3, @ UVa/7, @Texas '11
Assisted 4, @ UVa/two times
TFL 0/2, two times
Sacks 0/2, Weber State

#7 SKYE POVEY DB

Tackles 9, Texas/same
Solo 8, Texas/same
Assisted 3, at Utah St./same
TFL 0/same
Sacks 0/same

#34 AUSTEN JORGENSEN LB

Tackles 9, Mid. Tenn./same
Solo 4, Mid. Tenn./7, @FSU '10
Assisted 5, Mid. Tenn./6, @ AF '10
TFL 0/1, two times
Sacks 0/1, @ UNLV '10

#3 KYLE VAN NOY LB

Tackles 8, two times/10, two times
Solo 5, two times/9, Idaho '11
Assisted 5, Texas/same
TFL 2.5, @ UVa/5, vs. Tulsa '11
Sacks 1, Texas/3 @ NMSU '12

#9 DANIEL SORENSEN S

Tackles 9, at Utah St./10, @ Notre Dame '12
Solo 4, at Utah St./6, SJSU '12
Assisted 5, at Utah St./6, two times
TFL 1, Texas/2, @Utah St. '08
Sacks 0/1, @Utah St. '08

#55 EATHYN MANUMALEUNA DL

Tackles 10, @ UVa/same
Solo 6, @ UVa/same
Assisted 4, two times/same
TFL 1, three times/2.5, Weber St. '12
Sacks 0/1.5 two times

#4 UANI 'UNGA LB

Tackles 16, at Utah St./same
Solo 4, at Utah St./4, two times
Assisted 12, at Utah St./same
TFL 1, two times/same
Sacks 0/same

#11 DALLIN LEAVITT DB

Tackles 6, @ UVa/same
Solo 3, @ UVa/same
Assisted 3, Texas/same
TFL 0/same
Sacks 0/same

#90 BRONSON KAUFUSI DL

Tackles 5, Mid. Tenn./5, @ NMSU '12
Solo 2, two times/2, two times

#4 ROBERTSON DANIEL DB

Tackles 10, at Utah St./same
Solo 7, at Utah St./same
Assisted 3, at Utah St./same
TFL 0/same
Sacks 0/same

#20 CRAIG BILLS S

Tackles 7, Mid. Tenn./10, @ SJSU '12
Solo 6, Mid. Tenn./5, @ SJSU '12
Assisted 3, at Utah St./5, @ SJSU '12

Assisted 3, Mid. Tenn./3, two times
TFL 1, Texas/2.0, @ NMSU '12
Sacks 0/1.5, @ NMSU '12

#5 ALANI FUA LB

Tackles 8, two times/same
Solo 6, Texas/same
Assisted 6, @ UVa/same
TFL 2, Texas/same
Sacks 2, Texas/same

#27 BLAKE MORGAN S

Tackles 5, Mid. Tenn./same
Solo 4, Mid. Tenn./same
Assisted 3, at Utah St./same

#44 REMINGTON PECK DL

Tackles 7, Utah/same
Solo 4, Utah /same
Assisted 3, Utah/same
TFL 1, two times/same
Sacks 1, two times/same

#45 TYLER BECK LB

Tackles 10, Utah/same
Solo 4, Utah/5, @ Hawai'i '11
Assisted 6, Utah/same
TFL 2, Utah/same
Sacks 0/same

#99 MARQUES JOHNSON DL

Tackles 5, Mid. Tenn./same
Solo 3, Mid. Tenn./same
Assisted 2, at Utah St./same
TFL 0/same
Sacks 0/same

BYU SPECIAL TEAMS BY THE NUMBERS

- 2** Adam Hine ranks No. 2 in the country for his 34.57 kickoff return yards per game. In his only return of the game, he notched a 90-yard return against Middle Tennessee.
- 8** Kicker Justin Sorensen has kicked eight field goals this season. He is tied for 19th in the country for field goals made.
- 16** Sorensen scored 16 points against Texas as he went a perfect 4 for 4 in both field goals and PATs. The last time a BYU player scored 16 points from kicks was Owen Pochman in 1999.
- 26.93** BYU averages 27.36 yards per kickoff return--good for 10th nationally.
- 234** Senior JD Falslev's 234 return yards for the season rank him No. 2 nationally. He returned six punts for 107 yards against Middle Tennessee. The 107 yards mark a career high for Falslev.

BYU SP. TEAMS IN THE NCAA

(As of 10/7)

TEAM

Yards/Punt Return	13.0 (27)
Yards/Kick Return	26.93 (10)
Punting Average	39.29 (105)
Net Punting	34.18 (106)
Kickoffs	63.17 (36)
Opponent Kick Returns	20.41 (54)
Opponent Punt Returns	7.23 (64)
Field Goal Percentage	88.9% (T-25)
Field Goals Made	8 (T-20)
PAT Kicking	100% (T-1)

INDIVIDUAL

Field Goals Made	Justin Sorensen, 8 (T-19)
Punt Return Average	JD Falslev, 13.0 (19)
Kick Return Average	Adam Hine, 34.57 (2)
	Paul Lasike, 22.83 (T-52)
Total Punt Return Yards	JD Falslev, 234 (2)
Total Kick Return Yards	Adam Hine, 242 (43)
Punt Return TD	JD Falslev, 1 (T-5)
Points/Game	Justin Sorensen, 7.8 (T-71)

#26 | SCOTT ARELLANO | P/H | 6-1 | 190 | JR. | SANTA YNEZ, CALIF. | FOOTHILL COLLEGE



- Arellano takes over punting duties in place of departed All-American Riley Stephenson
- FBS Independent Special Teams Player of the Week (9/2)
- Recorded eight punts for an average of 44.1 yards against USU
- Strong leg with good touch, notching two kicks over 50 yards in the games vs Utah and USU

CAREER HIGHS

Punts	9, @Uva (2013)
Yards	368, @Uva (2013)
Punt Average	44.1, USU (2013)
Long Punt	59, Utah (2013)
Punts inside 20	4, @Uva (2013)
Punts 50+	2, Utah (2013)

2013 PUNTING STATS

PUNT	YDS	AVG	LNG	IN20	50+	FC	TB	BLK
34	1414	41.6	59	11	5	9	4	1

OTHER SPECIAL TEAMERS

#96 Kevin O'Mary

The senior takes over the long-snapping duties for Reed Hornung who graduated last season. O'Mary, who is 6-foot-4, 240 pounds will use his size and speed to lead the punt coverage team this season.

#33 Paul Lasike, KR/RB

Running back Paul Lasike has returned six kicks so far this season and will look to contribute more on kick returns in 2013.

#6 Eric Thornton, KR/WR

The walk-on speedster will provide depth at the kick return position. Thornton has made a name for himself in fall camp becoming a constant threat after spending the 2012 season on the scout team.

#37 | JUSTIN SORENSEN | K | 6-1 | 243 | SR. | SOUTH JORDAN, UTAH | BINGHAM HS



- Three-year letter winner
- Saw action in all 13 games last year, dealing with back issues
- Holds school consecutive PAT record (70)
- Averaged 62.4 yards per kickoff and recorded 26 touchbacks
- Kicked a perfect game against Texas, going 4 for 4 in FGs and 4 for 4 in PATs

CAREER HIGHS

Kickoffs	9, three times
Kickoff Yards	604, UCLA (2008)
Kickoff Average	70.0, three times
Touchbacks	6, @ New Mexico St. (2012)
Field Goals Made	4, Texas (2013)
Field Goals Att	4, twice
Long Field Goal	46, Utah (2011)

2013 KICKOFF STATS

FIELD GOAL STATS

GP	NO	YDS	AVG	TB	OB	0-19	20-29	30-39	40-49	50+	FGM	FGA	PCT	LNG	BLK	XPM	XPA	PCT	PTS
5	30	1895	63.2	12	1	0-0	2-2	6-7	0-0	0-0	8	9	88.9	36	0	15	15	100	39

PAT STATS

#28 | ADAM HINE | KR/RB | 6-1 | 202 | SO. | SANTA CLARA, UTAH | SNOW CANYON HS



- Returned a kickoff for 90 yards against Middle Tennessee
- Set high school record in high jump at 7'2"
- Competed in the high jump and long jump for the BYU track team as a freshman
- CPFA Hon. Mention Kick Returner of the Week (9/28)
- Did not play vs USU due to a concussion from Mid Tenn game

CAREER HIGHS

Kick Returns	3, twice (2013)
Kick Return Yards	90, MTSU (2013)
Kick Return Avg	90, MTSU (2013)
Long Kick Return	90, MTSU (2013)

2013 PUNT RETURN RETURN STATS

RUSHING STATS

KICK RETURN STATS

GP	ATT	YDS	Y/A	LNG	TD	ATT	YDS	Y/A	LNG	TD	KR	YDS	AVG	LONG	TD
4	0	0	N/A	N/A	0	4	3	0.8	4	0	7	242	34.5	90	0

#12 | JD FALSLEV | PR/WR | 5-8 | 175 | SR. | SMITHFIELD, UTAH | SKYVIEW HS



- 2012 Phil Steele All-Independent First Team (kick returner)
- CPFA Hon. Mention Punt Returner of the Week (9/28)
- Logged six punt returns vs Middle Tennessee, good for 107 yards (career high)
- Notched a 71-yard punt return for a score against Middle Tennessee, his second career TD punt return

CAREER HIGHS

Punt returns	6, MTSU (2013)
Punt Ret. Yards	107, MTSU (2013)
Punt Return Avg.	34.5, @TCU (2011)
Punt Return TD	1, twice
Long Punt Return	71, MTSU (2013)

2013 PUNT RETURN RETURN STATS

RECEIVING STATS

KICK RETURN STATS

GP	ATT	YDS	Y/A	LNG	TD	REC	YDS	Y/R	LNG	TD	KR	YDS	AVG	LONG	TD
5	18	234	13.0	71	1	9	116	12.7	27	1	0	0	N/A	N/A	0



HEAD COACH**BRONCO MENDENHALL****YEARS AT BYU**

Entering 9th year as head coach, 11th at BYU

YEARS OVERALL

Entering 25th year

In his first eight seasons as head coach at Brigham Young University, Bronco Mendenhall has restored tradition to the Cougars as one of the nation's top teams. Taking over a BYU program in 2005 that was coming off three losing seasons, Mendenhall has guided his teams to eight straight bowl invitations, two outright conference championships and regular national top-25 rankings. The Cougars finished the 2012 regular season 8-5, with a program-record fourth consecutive bowl victory, won four of their last five games and had the No. 3-ranked total defense in the nation.

Under his leadership, BYU has earned a 77-31 (.713) record to date to rank No. 12 in total wins among all teams in the nation since 2005. The Cougars have received eight straight bowl invitations for the first time since a string of 17 consecutive bowls invitations from 1978 through 1994. Mendenhall is the only coach in BYU football history that took his first eight teams to a bowl game and has the highest winning percentage of any coach in school history. He also has more wins in his first 100 contests at BYU than Hall of Fame coach LaVell Edwards.

Mendenhall has led BYU to bowl wins in six of the last seven seasons to become the first Cougar teams to ever win six bowls in a seven-year span and win four in a row. Nationally, no one has won more bowl games over the past eight years and BYU is one of only seven programs to win six bowl games in the last eight seasons. The Cougars have won 10 or more games in five of Mendenhall's eight seasons overall.

BYU's success under Mendenhall is also evident in the national rankings and NCAA statistics. BYU has finished ranked in the top 25 in the various national statistical categories 127 times in his eight seasons (47 offense, 58 defense, 20 special teams, 2 misc.). The Cougars have achieved 78 top-15 statistical rankings, 58 top-10 rankings and 27 top-5 rankings in that span. The Cougars have also been ranked in the top-25 polls during seven of the past eight seasons and finished ranked in five seasons, including No. 12 following the 2009 season -- the program's highest final ranking since finishing No. 5 in 1996.

Another hallmark of Mendenhall's program has been the emphasis on balance and priorities in the many other facets of life outside of football. Reflecting that emphasis, BYU consistently received the most academic all-conference honorees each season as a conference member, while six Cougar student-athletes have earned seven Academic All-America citations under Mendenhall. Only three teams have had more Academic All-America citations during Mendenhall's tenure. BYU has led all FBS programs three of the last four years for the most selections to the NFF Hampshire Honor Society (3.2 GPA over college career.)

He began his coaching career as a graduate assistant at his alma mater, Oregon State. He later coached at Snow College, Northern Arizona, became the youngest defensive coordinator in the Pac-10 at Oregon State and went to Louisiana Tech and New Mexico before coming to BYU as a defensive coordinator in 2003.

Hailing from Alpine, Utah, Mendenhall is married to Holly Johnston of Missoula, Mont. They have three sons, Cutter, Breaker and Raeder.

COACHING EXPERIENCE

Brigham Young (2003-present)
Head coach (2005-present)
Defensive Coordinator (2003-04)

New Mexico (1998-2002)
Assistant Head Coach (2002)
Defensive Coordinator; Secondary (1998-2002)

Louisiana Tech (1997)
Secondary

Oregon State (1995-96)
Defensive Coordinator; Secondary (1996)
Defensive Line (1995)

Northern Arizona (1993-94)
Co-Defensive Coordinator; Secondary (1994)
Secondary (1993)

Snow College (1991-92)
Defensive Coordinator; Secondary

Oregon State (1989-90)
Graduate Assistant; Defensive Line



MENDENHALL COACHING RECORD		
YEAR	RECORD	BOWL/RESULT
2005	6-6	Las Vegas (L 35-28, Cal)
2006	11-2	Las Vegas (W, 38-8, Oregon)
2007	11-2	Las Vegas (W, 17-16, UCLA)
2008	10-3	Las Vegas (L, 31-21, Arizona)
2009	11-2	Las Vegas (W, 44-20, No. 18 Oregon State)
2010	7-6	New Mexico (W, 52-24, UTEP)
2011	10-3	Armed Forces (W, 24-21, Tulsa)
2012	8-5	Poinsettia Bowl (W, 23-6, San Diego)
2013	3-2	
TOTAL	77-31	6-2 bowl record, won four straight

PLAYING CAREER

Two-year starter at Oregon State (1986-87); Played safety and linebacker; Team Captain ('87); Leo Gribkoff Memorial Award ('87) given to the most inspirational player; played at Snow College JC (1984-85) and was a Gridwire All-American; Team Captain; NJCAA National Champions (11-0); played at American Fork H.S. (1980-83)

EDUCATION

American Fork High School (1984)
Oregon State (1988; B.S., Phys. Ed.)
Oregon State (1990; Masters of Education, Exercise Physiology)

HOMETOWN

Alpine, Utah

PERSONAL/FAMILY

Married to Holly Johnston of Missoula, Mont. They have three sons, Cutter, Breaker and Raeder. His older brother, Mat, played football at BYU from 1975-79, before spending four years in the NFL with the Washington Redskins. Another brother, Marty, was a former Mr. Utah bodybuilder. Mendenhall's father, Paul, was a defensive end at BYU from 1953-54.

BYU OFFENSIVE STAFF**Off. coord./Asst. HC Robert Anae (Field)**

2013-present BYU offensive coordinator, assistant head coach, offensive line coach; 2011-12 Arizona offensive line coach and run game coordinator; 2005-10 BYU offensive coordinator, inside receivers coach; 2000-04 Texas Tech offensive line coach; 1997-98 UNLV offensive line and run game coordinator; 1996 Boise State offensive line coach; 1992-05 Ricks College offensive line coach; 1990-91 BYU offensive grad assistant; 1986-87 Hawai'i offensive grad assistant.

Quarterbacks Jason Beck (Booth)

2013-present BYU quarterbacks coach; 2012 - Simon Fraser offensive coordinator; 2009-11 Weber State quarterbacks coach; 2008 LSU offensive intern; 2007 BYU offensive intern.

Running Backs Mark Atuaia (Field)

2013-present BYU running backs coach.

Offensive Line Garrett Tujague (Field)

2013-present BYU offensive line coach; 2007-12 College of the Canyons head coach; 1998-06 College of the Canyons assistant head coach, offensive line coach.

Receivers Guy Holliday (Booth)

2013-present BYU receivers coach; 2008-12 UTEP wide receivers coach and recruiting coordinator; 2007 Cornell wide receivers coach; 2003-06 Mississippi State wide receivers coach; 2000-02 Wide receivers and tight ends coach; 1995, 1998-99 Alabama State offensive coordinator and receivers state; 1995: Alabama State quarterbacks coach; 1992-94 Tuskegee offensive coordinator and running backs coach; 1991 Clark-Atlanta running backs coach

Grad. Asst. (Offense) Matt Edwards (Field)**Grad. Asst. (Offense) Andrew George (Field)****BYU DEFENSIVE STAFF****Def. Coord./Secondary Nick Howell (Field)**

2013- BYU defensive coordinator and secondary coach; 2011-2012 BYU secondary coach and special teams coach; 2010 BYU outside linebackers coach; 2008-09 BYU defensive graduate assistant; 2007 BYU defensive intern; 2004-06 Ben Lomond High (Ogden, UT) head coach; 2003 Weber High (North Ogden, UT) defensive coordinator; 2002 Sky View High (Smithfield, UT) defensive line coach.

Defensive Line Steve Kaufusi (Field)

2002-present BYU defensive line coach; 1997-01 Utah defensive ends coach; 1995-96 Utah defensive line coach; 1994 Utah graduate assistant.

Inside Linebackers Paul Tidwell (Field)

2011-present BYU inside linebackers coach; 2005-10 BYU inside linebackers/recruiting coordinator; 2004 BYU special teams coordinator; 2002-03 BYU running backs/special teams coordinator; 2000-01 BYU running backs/recruiting coordinator; 1999-00 Louisiana Tech tight ends and special teams coach; 1998 Louisiana Tech defensive backs coach; 1995-97 Eastern Arizona Junior College head coach; 1988-94 Snow College head coach; 1984-87 Snow College defensive coordinator; 1979-83 North Sanpete (Mt. Pleasant, UT) head coach; 1978 Richfield High (Richfield, UT) head coach.

Out. LB /Sp. Teams Kelly Poppinga (Booth)

2013- BYU outside linebackers and special teams coach; 2011-2012 BYU outside linebackers coach; 2010 BYU defensive graduate assistant and interim outside linebacker coach; 2009 BYU defensive intern.

Grad. Asst. (Defense) Jason Walker (Booth)**Grad. Asst. (Defense) Shane Hunter (Booth)**

TEAM OFFENSE**SCORED 70 POINTS OR MORE:**

BYU: 2001, Tulane (W, 70-35)
Opp: 2001, Hawai'i (L, 72-45)

SCORED 60-69 POINTS:

BYU: 2005, vs. Air Force (W, 62-41)
Opp: 2001, Hawai'i (L, 72-45)

SCORED 50-59 POINTS:

BYU: 2012, at New Mexico State (W, 50-14)
Opp: 2011, vs. Utah (L, 54-10)

SCORED DOUBLE-DIGITS EVERY QUARTER:

BYU: 2009, 10, 14, 21, 14 at UNLV (W, 59-21)
Opp: 2007, 14, 17, 14, 10 at Tulsa (L, 47-55)

DID NOT SCORE A TOUCHDOWN:

BYU: 2010, at TCU (L, 3-31)
Opp: 2012, vs. San Diego State (W, 20-6)

TOTAL OFFENSE 600 YARDS OR MORE:

BYU: 2013, 679 vs. Texas (W, 40-21)
Opp: 2001, 646 vs. Hawai'i (L, 72-45)

TOTAL OFFENSE 500-599 YARDS:

BYU: 2012, 520 at New Mexico State (W, 50-14)
Opp: 2009, 512 vs. Florida State (L, 28-54)

TOTAL OFFENSE 200 YARDS OR LESS:

BYU: 2012, 200 at Boise State (L, 7-6)
Opp: 2012, 187 at New Mexico State (W, 50-14)

PASSING 500 YARDS OR MORE:

BYU: 2007, 537 at Tulsa (L, 47-55)
Opp: 2001, 543 at Hawai'i (L, 45-72)

PASSING 400-499 YARDS:

BYU: 2008, 486 vs. Northern Iowa (W, 41-17)
Opp: 2007, 490 at Tulsa (L, 47-55)

PASSING 300-399 YARDS:

BYU: 2012, 384 at New Mexico State (W, 50-14)
Opp: 2012, 305 at San Jose State (L, 20-14)

PASSING 51-100 YARDS:

BYU: 2012, 61 at Boise State (L, 7-6)
Opp: 2012, 40 at Georgia Tech (W, 41-17)

PASSING 50 YARDS OR LESS:

BYU: 2003, 41 vs. Utah (L, 3-0)
Opp: 2012, 40 at Georgia Tech (W, 41-17)

PASSING 10 COMPLETIONS OR LESS:

BYU: 2012, 8 at Boise State (L, 7-6)
Opp: 2012, 4 at Georgia Tech (W, 41-17)

PASSING 5 TOUCHDOWNS OR MORE:

BYU: 2012, 6 at New Mexico State (W, 50-14)
Opp: 2008, 5 at Utah (L, 48-24)

RUSHING 300 YARDS OR MORE:

BYU: 2013, 309 vs. Mid. Tenn. (W, 37-10)
Opp: 2010, 409 at Air Force (L, 14-35)

RUSHING 200-299 Yards:

BYU: 2012, 252 vs. Idaho (W, 52-13)
Opp: 2012, 270 at Notre Dame (L, 17-14)

RUSHING 100 YARDS OR LESS:

BYU: 2012, 52 vs. San Diego State (N) (W, 23-6)
Opp: 2012, 29 at New Mexico State (W, 50-14)

RUSHING 50 YARDS OR LESS:

BYU: 2011, 11 vs. Utah (L, 54-10)
Opp: 2012, 29 at New Mexico State (W, 50-14)

RUSHING ZERO YARDS OR LESS:

Opp: 2012, minus-5 vs. WSU (W, 30-6)

RUSHING 60 ATTEMPTS OR MORE:

BYU: 2010, 72 vs. Texas (W, 40-21)
Opp: 2010, 65 at Air Force (L, 14-35)

RUSHING 50-59 ATTEMPTS:

BYU: 2013, 50 vs. at Utah State (W, 31-14)
Opp: 2010, 59 at Utah State (L, 16-31)

RUSHING 4 TOUCHDOWNS OR MORE:

BYU: 2012, 4 vs. Texas (W, 40-21)
Opp: 2010, 4 vs. Air Force (L, 14-35)

FIRST DOWNS 30 OR MORE:

BYU: 2012, 33 vs. Texas (W, 40-21)
Opp: 2005, 51 vs. TCU (L, 50-51 OT)

FIRST DOWNS 10 OR LESS:

BYU: 2010, 10 at TCU (L, 3-31)
Opp: 2012, 10 at New Mexico State (W, 50-14)

THIRD-DOWN CONVERSION 70% OR MORE:

BYU: 2011, 71% (10/14) vs. New Mexico St (W, 42-7)
Opp: 2005, 78% (7/9) at Wyoming (W, 35-21)

THIRD-DOWN CONVERSION 75% OR MORE:

BYU: 2011, 79% (11/14) at Oregon State (W, 38-28)
Opp: 2005, 78% (7/9) at Wyoming (W, 35-21)

THIRD-DOWN CONVERSION 80% OR MORE:

BYU: 2010, 92% (12/13) vs. Colorado State (W, 49-10)

THIRD-DOWN CONVERSION 90% OR MORE:

BYU: 2010, 92% (12/13) vs. Colorado State (W, 49-10)

INDIVIDUAL OFFENSE**ALL-PURPOSE 200-299 YARDS:**

BYU: 2013, T. Hill 259 vs. Texas (W, 40-21)
Opp: 2011, J. Poyer 222 at Oregon State (W, 38-28)

ALL-PURPOSE 300 YARDS OR MORE:

BYU: 2007, A. Collie 366 at Tulsa (L, 47-55)

ALL-PURPOSE 2 PLAYERS 100 YARDS OR MORE:

BYU: 2013, JD Falslev 102, T. Hill 165 vs. Mid. Tenn. (W, 37-10)
Opp: 2012, Riddick 143, C. Wood 114 at Notre Dame (L, 17-14)

ALL-PURPOSE 3 PLAYERS 100 YARDS OR MORE:

BYU: 2013, T. Hill 130, C. Hoffman 108, J. Falslev 131 vs. Utah (L, 20-13)

TOUCHDOWNS SCORED 4 OR MORE IN A QUARTER:

BYU: 1952, D. Felt (4 rushing) at San Jose State (L, 44-27) NCAA Record

TOUCHDOWNS SCORED 4 OR MORE IN A HALF:

BYU: 2010, L. Ashworth (4 receiving) at CSU (W, 49-10)*

INDIVIDUAL PASSING**PASSING 600 YARDS OR MORE:**

BYU: 1993, J. Walsh 619 at Utah State (L, 56-58)
Opp: Never

PASSING 500-599 YARDS:

BYU: 2007, M. Hall 537 yds at Tulsa (L, 55-47)
Opp: 2001, N. Rolovich 543 Hawai'i (L, 72-45)

PASSING 400-499 YARDS:

BYU: 2008, M. Hall 486 vs. Northern Iowa (W, 41-17)
Opp: 2007, P. Smith 454 at Tulsa (L, 55-47)

PASSING NO TOUCHDOWNS:

BYU: 2013, T. Hill vs. Mid. Tenn. (W, 37-10)
Opp: 2012, A. Dingwell vs. San Diego State (N) (W, 23-6)

PASSING 25-29 COMPLETIONS:

BYU: 2012, J. Lark 34 at New Mexico State (W, 50-14)
Opp: 2012, D. Fales 25 at San Jose State (L, 20-14)

PASSING 30-39 COMPLETIONS:

BYU: 2012, J. Lark 34 at New Mexico State (W, 50-14)
Opp: 2012, J. Tuel 30 vs WSU (W, 30-6)

PASSING 40-49 COMPLETIONS:

BYU: 2005, J. Beck 41 vs. Boston College (L, 3-20)

PASSING 50 ATTEMPTS OR MORE:

BYU: 2012, J. Lark 50 at New Mexico State (W, 50-14)
Opp: 2009, G. Stucker 50 at Colorado State (W, 42-23)

PASSING 3 TOUCHDOWNS:

BYU: 2013, T. Hill 3 at Utah State (W, 31-14)
Opp: 2012, D. Fales 3 at San Jose State (L, 20-14)

PASSING 4 TOUCHDOWNS:

BYU: 2012, J. Lark 6 at New Mexico State (W, 50-14)
Opp: 2010, A. Dalton 4 at TCU (L, 3-31)

PASSING 5 TOUCHDOWNS:

BYU: 2012, J. Lark 6 at New Mexico State (W, 50-14)

PASSING 6 TOUCHDOWNS:

BYU: 2012, J. Lark 6 at New Mexico State (W, 50-14)

PASSING 7 TOUCHDOWNS OR MORE:

BYU: 2008, M. Hall 7 vs. UCLA (W, 59-0)

INDIVIDUAL RECEIVING**RECEIVING 150-199 YARDS:**

BYU: 2012, C. Hoffman 182 at New Mexico State (W, 50-14)
Opp: 2012, B. Cooks 173 vs. Oregon State (L, 42-24)

RECEIVING 200 YARDS OR MORE:

BYU: 2008, D. Pitta 213 vs. Northern Iowa (W, 41-17)

RECEIVING 10-14 RECEPTIONS:

BYU: 2012, C. Hoffman 10 vs. San Diego State (N) (W, 23-6)
Opp: 2011, R. Rumble 10 vs. Idaho State (W, 56-3)

RECEIVING 15 RECEPTIONS OR MORE:

BYU: 1973, J. Miller 22 vs. New Mexico (W, 56-21)

10 RECEIVERS WITH AT LEAST 1 CATCH:

BYU: 2012, 10 vs. Idaho (W, 52-13)
Opp: 2012, 11 at Utah (L, 24-21)

RECEIVING 3 TOUCHDOWNS:

BYU: 2013, Mitch Mathews 3 at Utah State (W, 31-14)
Opp: 2007, C. Heinz 3 at Tulsa (L, 55-47)

RECEIVING 4 TOUCHDOWNS OR MORE:

BYU: 2012, C. Hoffman 5 at New Mexico State (W, 50-14)

RECEIVING 50-69 YARD TOUCHDOWN:

BYU: 2012, C. Hoffman 64 from J. Lark at New Mexico State (W, 50-14)
Opp: 2012, K. Bateman 67 from A. Manley at New Mexico State (W, 50-14)

RECEIVING 70-YARD TOUCHDOWN OR MORE:

BYU: 2009, M. Jacobson 79 at Wyoming (W, 52-0)
Opp: 2011, T. Davis 79 at Hawaii (W, 41-20)

INDIVIDUAL RUSHING**RUSHING 20-29 CARRIES:**

BYU: 2013, T. Hill 20 vs. Utah (L, 20-13)
Opp: 2012, A. Muema 26 vs. San Diego State (N) (W, 23-6)

RUSHING 30-34 CARRIES:

BYU: 2013, J. Williams 30 vs. Texas (W, 40-21)
Opp: 2012, D.J. Harper 31 at Boise State (L, 7-6)

RUSHING 35 CARRIES OR MORE:

BYU: 1976, J. Blanc 36 vs. Wyoming (L, 29-34)
Opp: 2003, J. Jones 35 at Notre Dame (L, 33-14)

RUSHING 100-149 YARDS:

BYU: 2013, T. Hill 130 vs. Utah (L, 20-13)
Opp: 2012, A. Muema 111 vs. San Diego State (N) (W, 23-6)

RUSHING 150-199 YARDS:

BYU: 2013, T. Hill 165 vs. Mid. Tenn. (W, 37-10)
Opp: 2011, J. White 174 vs. Utah (L, 54-10)

RUSHING 200 YARDS OR MORE:

BYU: 2013, T. Hill 259 vs. Texas (W, 40-21)
Opp: 2001, H. Childs 237 vs. Colorado State (W, 56-34)

RUSHING TWO 100-YARD RUSHERS:

BYU: 2013, T. Hill 259, J. Williams 183 vs. Texas (W, 41-20)
Opp: 2012, Riddick 143, C. Wood 114 at Notre Dame (L, 17-14)

RUSHING THREE 100-YARD RUSHERS:

BYU: 2001, L. Staley 142, B. Doman 116, B. McDonald 110; vs. Tulane (W, 70-35)

RUSHING 5 TOUCHDOWNS OR MORE:

BYU: 2001, L. Staley 5 vs. Colorado State (W, 56-34)

RUSHING 4 TOUCHDOWNS:

BYU: 2005, C. Brown 4 vs. Air Force (W, 62-41)
Opp: 2002, C. Harridge 4 Air Force (L, 52-9)

RUSHING 3 TOUCHDOWNS:

BYU: 2013, T. Hill 3 vs. Texas (W, 40-21)
Opp: 2011, J. White 3 vs. Utah (L, 54-10)

RUSHING 50-69-YARD TOUCHDOWN:

BYU: 2013, T. Hill 50 yards vs. Mid. Tenn. (W, 37-10)
Opp: 2011, P. McCarty 82 yards vs. Idaho (W, 42-7)

RUSHING 70-YARD TOUCHDOWN OR MORE:

BYU: 2006, M. Hague 87 yards vs. UNLV (W, 52-7)
Opp: 2011, P. McCarty 82 yards vs. Idaho (W, 42-7)

TEAM DEFENSE**TACKLES 90-99:**

BYU: 2013, at Virginia 90 (L, 19-16)
Opp: 2013, vs. Texas 98 (W, 40-21)

TACKLES 100 OR MORE:

BYU: 2009, vs. Air Force 110 (W, 38-21)
Opp: 2013, at Utah State 100 (W, 31-14)

TACKLES 3 WITH DOUBLE-DIGITS:

BYU: 2010, Hunter 13, Wagner 10, Uale 10 at Utah State (L, 16-31)
Opp: 2013, J. Doughty 14, K. Fackrell 13, Z. Vigil 11 at Utah State (W, 31-14)

TACKLES 4 WITH DOUBLE-DIGITS:

BYU: 2009, Denney 13, Johnson 11, Doman 11, Jorgensen 10 vs. Air Force (W, 38-21)
Opp: 2013, Canady 13, Romero 12, Harold 11, Coley 11, Harris 11 at Virginia (L, 19-16)

SACKS 5 OR MORE:

BYU: 2012, 5 at New Mexico State (50-14)
Opp: 2013, 5 vs. Utah (L, 20-13)

TURNOVERS CAUSED 4-5:

BYU: 2012, 5 vs. San Diego State (N) (W, 23-6)
Opp: 2013, 4 vs. Mid. Tenn. (W, 37-10)

TURNOVERS CAUSED 6 OR MORE:

BYU: 2008, 6 vs. Wyoming (W, 44-0)
Opp: 2011, 7 vs. Utah (L, 54-10)

INTERCEPTIONS 4 OR MORE:

BYU: 2006, 4 vs. UNLV (W, 52-7)
Opp: 2008, 5 at Utah (L, 24-48)

FUMBLES RECOVERED 3-4:

BYU: 2012, 3 vs. Idaho (W, 52-13)
Opp: 2013, 4 vs. Mid. Tenn. (W, 37-10)

FUMBLES RECOVERED 5 OR MORE:

Opp: 2011, 6 vs. Utah (L, 54-10)

FUMBLES FORCED 5 OR MORE:

BYU: 2008, 5 vs. Northern Iowa (W, 41-17)
Opp: 2011, 7 vs. Utah (L, 54-10)

SAFETY WAS SCORED:

BYU: 2013, vs. Mid. Tenn. (W, 37-10)
Opp: 2013, at Virginia (L, 19-16)

INDIVIDUAL DEFENSE**TACKLES 15 OR MORE:**

BYU: 2013, U. Unga 16 at Utah State (W, 31-14)
Opp: 2013, T. Barber 15 vs. Mid. Tenn. (W, 37-10)

TACKLES FOR LOSS 4 OR MORE:

BYU: 2012, K. Van Noy 4.5 at Utah (L, 24-21)
Opp: 2009, G. McCoy 4 vs. Oklahoma (W, 14-13)

SACKS 2:

BYU: 2013, A. Fua 2 vs. Texas (W, 40-21)
Opp: 2013, J. Hale 2 vs. Utah (L, 20-13)

SACKS 3:

BYU: 2007, J. Jorgensen 3 vs. Colo. St. (W, 35-16)
Opp: 2008, J. Hughes 4 at TCU (L, 7-32)

SACKS 4 OR MORE:

BYU: 1999, S. Gall 4 vs. New Mexico (W, 31-7)
Opp: 2008, J. Hughes 4 vs. TCU (L, 32-7)

INTERCEPTION RETURNED FOR A TD:

BYU: 2013, K. Van Noy at Utah State (W, 31-14)
Opp: 2012, I. Johnson at Georgia Tech (W, 41-17)

INTERCEPTIONS 2:

BYU: 2010, A. Rich vs. UTEP (W, 52-24)
Opp: 2008, J. Dale at Utah (L, 24-48)

INTERCEPTIONS 3 OR MORE:

BYU: 2000, T. Smith vs. Wyoming (W, 19-7)

FUMBLE WAS RETURNED FOR A TD:

BYU: 2012, K. Van Noy vs. San Diego State (N) (W, 23-6)
Opp: 2012, M. Lee at Utah (L, 24-21)

FUMBLE FORCED 2:

BYU: 2011, B. Ogletree 2 vs. Oregon St (W, 38-28)
Opp: 2012, K. Smith 2 at San Jose State (L, 20-14)

FUMBLE RECOVERIES 3 OR MORE:

BYU: 2005, J. Luettgerodt at Wyoming (W, 35-21)

SPECIAL TEAMS**SCORED 15 OR MORE POINTS KICKING:**

BYU: 2013, J. Sorensen 16 vs. Texas (W, 40-21)
Opp: 2009, J. Phillips 15 vs. Utah (W, 26-23)

FIELD GOAL 40-49 YARDS:

BYU: 2011, J. Sorensen 44 vs. TCU (L, 38-28)
Opp: 2012, C. Clark 42 vs. Mid. Tenn. (W, 37-10)

FIELD GOAL 50 YARDS OR MORE:

BYU: 2006, J. McLaughlin 53 at Air Force (W, 33-14)
Opp: 2013, I. Frye 53 at Virginia (L, 19-16)

FIELD GOAL WAS BLOCKED:

BYU: 2013, D. Sorensen at Utah State (W, 31-14)
Opp: 2012, P. Plukala vs. Utah State (W, 6-3)

FIELD GOAL BLOCKED FOR A TOUCHDOWN:

BYU: 2001, R. Denney at SDSU (W, 59-21)

FIELD GOALS 4 OR MORE CONVERTED:

BYU: 2013, J. Sorensen 4 vs. Texas (W, 40-21)
Opp: 2009, J. Phillips 5 vs. Utah (W, 26-23)

FIELD GOAL GAME-WINNING:

BYU: 2001, at Mississippi State (W, 41-38)
Opp: 2006, at Arizona (L, 16-13)

PAT 10 OR MORE CONVERTED:

BYU: 2001, M. Payne 10 vs. Tulane (W, 70-35)

BLOCKED A PAT:

BYU: 2012, R. Tiavalea at San Jose State (L, 20-14)
Opp: 2012, B. Yap vs. Hawaii (W, 47-0)

TWO-POINT PAT WAS CONVERTED:

BYU: 2011, R. Nelson vs. TCU (L, 38-28)
Opp: 2009, D. Reed vs. Utah (W, 26-23)

KICKOFF RETURN TEAM 150 YARDS OR MORE:

BYU: 2011, 167 vs. TCU (L, 38-28)
Opp: 2012, 182 at Georgia Tech (W, 41-17)

KICKOFF RETURN 100 TOTAL YARDS OR MORE:

BYU: 2012, JD Falslev 129 at Georgia Tech (W, 41-17)
Opp: 2012, J. Golden 174 at Georgia Tech (W, 41-17)

KICKOFF RETURN 50-99 YARDS:

BYU: 2013, A. Hine 90 vs. Mid. Tenn. (W, 37-10)
Opp: 2013, T. Mizzell 56 at Virginia (L, 19-16)

KICKOFF RETURN 100 YARDS:

BYU: 1996, J. Dye vs. UTEP (W, 40-18)

KICKOFF RETURN FOR A TOUCHDOWN:

BYU: 2011, C. Hoffman vs. UCF, 93 yards (W, 24-17)
Opp: 2012, J. Golden at Georgia Tech, 97 yards (W, 41-17)

PUNT RETURN TEAM 100 YARDS OR MORE:

BYU: 2013, 107 vs. Mid. Tenn. (W, 37-10)

PUNT RETURN FOR A TD:

BYU: 2011, J. Falslev vs. TCU (L, 38-28)
Opp: 2001, C. Owens at Hawaii (L, 72-45)

PUNT WAS BLOCKED:

BYU: 2012, by K. Van Noy at San Diego State (N) (W, 23-6)
Opp: 2013, by A. Harris at Virginia (L, 19-16)

PUNT BLOCKED FOR A TOUCHDOWN:

BYU: 2004, by G. Lovely at Air Force (W, 41-24)
Opp: 2005, by C. Wells, TD by G. Rybak vs. Air Force (W, 62-41)

PUNT 60-69 YARDS:

BYU: 2012, R. Stephenson 60 at San Jose State (L, 20-14)
Opp: 2013, J. Bentrude 64 at Utah State (W, 31-14)

PUNT 70 YARDS OR MORE:

BYU: 2007, C. Santiago 75 vs. New Mexico (W, 31-24)
Opp: 2011, T. Campbell 73 at Ole Miss (W, 14-13)

PUNT AVERAGE 50 OR MORE (min. 3):

BYU: 2012, R. Stephenson 50.0 at San Jose State (L, 20-14)
Opp: 2011, T. Campbell 56.8 at Ole Miss (W, 14-13)

DID NOT PUNT DURING ENTIRE GAME:

BYU: 2011, vs. San Jose State (W, 29-16)

GENERAL**DEFEATED A RANKED OPPONENT:**

BYU: 2013, vs. No. 15 Texas (W, 40-21)
Opp: 2012 at Utah (L, 24-21)

THE LAST TIME OVERTIME WAS PLAYED:

BYU: 2009, vs. Utah (W, 26-23)

TEAM WAS AHEAD AT HALF AND LOST:

BYU: 2013, at Virginia (ahead 7-3, lost 19-16)
Opp: 2012, vs. San Diego State (ahead 6-3, lost 23-6)

SHUTOUT BY OPPONENT IN FIRST HALF:

BYU: 2013, vs. Utah (L, 20-13)
Opp: 2012, vs. Hawaii (W, 47-0)

SHUTOUT BY OPPONENT IN SECOND HALF:

BYU: 2013, vs. Mid. Tenn. (W, 37-10)
Opp: 2012, vs. San Diego State (W, 23-6)

SHUTOUT BY OPPONENT:

BYU: 2003, vs. Utah (L, 3-0)
Opp: 2012, vs. Hawaii (W, 47-0)

PENALTIES 10 OR MORE:

BYU: 2012, 12 at Utah (L, 24-21)
Opp: 2012, 10 at Utah (L, 24-21)

PENALTY YARDS 100 OR MORE:

BYU: 2012, 10-112 vs. WSU (W, 30-6)
Opp: 2012, 10-112 at Utah (L, 24-21)

PENALTIES 1 OR LESS:


BYU: 2010, vs. Nevada (L, 13-27)
Opp: 2011, vs. Tulsa (W, 24-21)

NO TURNOVERS:

BYU: 2012 at New Mexico State (W, 50-14)
Opp: 2013 vs. Utah (W, 20-13)

TIME OF POSSESSION 40 MINUTES OR MORE:

BYU: 2010, 45:01 vs. San Diego State (W, 24-21)



Box Score (Final)
BYU vs Virginia (Aug 31, 2013 at Charlottesville, Va.)

Score by Quarters	1	2	3	4	Total
BYU	0	7	0	9	16
Virginia	0	3	9	7	19

Qtr Time Scoring play

2nd 05:12 BYU - FALSLEV,JD 4 yd pass from HILL,Taysom (SORENSEN,Justi kick), 5-32 1:26
00:00 UVA - Frye, I 53 yd field goal, 8-42 0:57
3rd 12:28 UVA - Jennings, D 11 yd pass from Watford, D (Frye, I kick), 3-16 1:23
02:38 UVA - TEAM safety
4th 06:26 BYU - HILL,Taysom 1 yd run (HILL,Taysom pass failed), 11-92 2:26
05:02 BYU - SORENSEN,Justi 36 yd field goal, 5-9 1:15
02:36 UVA - Parks, K 13 yd run (Frye, I kick), 1-13 0:05

	BYU	UVA
FIRST DOWNS	21	14
RUSHES-YARDS (NET)	53-187	42-109
PASSING YDS (NET)	175	114
Passes Att-Comp-Int	40-13-1	32-18-1
TOTAL OFFENSE PLAYS-YARDS	93-362	74-223
Fumble Returns-Yards	1-0	0-0
Punt Returns-Yards	5-34	4-63
Kickoff Returns-Yards	3-66	5-95
Interception Returns-Yards	1-0	1-33
Punts (Number-Avg)	11-36.6	13-41.3
Fumbles-Lost	3-0	3-1
Penalties-Yards	7-43	6-41
Possession Time	25:51	34:09
Third-Down Conversions	7 of 23	6 of 20
Fourth-Down Conversions	1 of 2	0 of 0
Red-Zone Scores-Chances	3-3	2-2
Sacks By: Number-Yards	0-0	3-15

RUSHING: BYU-WILLIAMS,Jamaa 33-144; HILL,Taysom 11-42; ALISA,Mike 2-9; HINE,Adam 2-5; LASIKE,Paul 3-5; Team 2-minus 18. Virginia-Parks, K 20-65; Shepherd, K 5-18; Mizzell, T 7-16; Watford, D 10-10.

PASSING: BYU-HILL,Taysom 13-40-1-175. Virginia-Watford, D 18-32-1-114.

RECEIVING: BYU-FALSLEV,JD 3-32; RIDLEY,Skyler 3-29; APO,Ross 2-59; WILLIAMS,Jamaa 2-25; THOMPSON,Brett 2-20; MATHEWS,Mitch 1-10. Virginia-Jennings, D 7-62; Swanson, Z 3-21; McGee, J 3-9; Smith, T 2-19; Terrell, D 1-4; Shepherd, K 1-0; Skrobacz, B 1-minus 1.

INTERCEPTIONS: BYU-None. Virginia-Harris, A 1-10; Coley, H 0-23.

FUMBLES: BYU-Team 2-0; WILLIAMS,Jamaa 1-0. Virginia-Shepherd, K 1-1; Mizzell, T 1-0; Parks, K 1-0.

BYU (0-1) vs. Virginia (1-0)

Date: Aug 31, 2013 • Site: Charlottesville, Va. • Stadium: Smith/Harrison/Scott
Attendance: 53310

Kickoff time: 3:33 PM • End of Game: 8:56 PM • Total elapsed time: 3:14
Officials: Referee: Reggie Smith; Umpire: Michael Cooper; Linesman: Mike Moeller;
Line judge: Frank LeBlanc; Back judge: Corey Luxner; Field judge: J Taylor;
Side judge: Tim Murray;
Temperature: 89 • Wind: S 8 • Weather: Partly Cloudy
2:09 Weather delay at start of 2nd quarter

Box Score (Final)
UTAH vs BYU (Sep 21, 2013 at Provo, Utah)

Score by Quarters	1	2	3	4	Total
UTAH	3	10	0	7	20
BYU	0	0	6	7	13

Qtr Time Scoring play

1st 01:30 UTAH - Phillips, Andy 36 yd field goal, 6-77 2:38
2nd 08:05 UTAH - Phillips, Andy 32 yd field goal, 9-64 3:23
01:17 UTAH - Denham, Anthony 1 yd pass from Wilson, Travis (Phillips, Andy kick), 3-75 1:22
3rd 11:39 BYU - SORENSEN,Justi 32 yd field goal, 10-68 3:16
05:39 BYU - SORENSEN,Justi 31 yd field goal, 13-61 4:00
4th 12:44 UTAH - Williams, Karl 2 yd pass from Wilson, Travis (Phillips, Andy kick), 12-79 4:15
05:13 BYU - ALISA,Mike 1 yd run (SORENSEN,Justi kick), 6-44 1:49

	UTAH	BYU
FIRST DOWNS	16	24
RUSHES-YARDS (NET)	33-129	47-183
PASSING YDS (NET)	273	260
Passes Att-Comp-Int	35-24-0	48-18-1
TOTAL OFFENSE PLAYS-YARDS	68-402	95-443
Fumble Returns-Yards	0-0	0-0
Punt Returns-Yards	2-6	4-84
Kickoff Returns-Yards	2-39	5-108
Interception Returns-Yards	1-0	0-0
Punts (Number-Avg)	11-44.2	8-43.1
Fumbles-Lost	0-0	1-0
Penalties-Yards	8-65	7-55
Possession Time	31:56	28:04
Third-Down Conversions	1 of 14	5 of 21
Fourth-Down Conversions	0 of 0	1 of 4
Red-Zone Scores-Chances	4-4	3-5
Sacks By: Number-Yards	5-28	1-7

RUSHING: UTAH-Poole, James 18-96; York, Kelvin 7-26; Wilson, Travis 8-7. BYU-HILL,Taysom 20-99; WILLIAMS,Jamaa 13-52; LASIKE,Paul 7-21; ALISA,Mike 6-12; BROWN,Algernon 1-minus 1.

PASSING: UTAH-Wilson, Travis 24-35-0-273. BYU-HILL,Taysom 18-48-1-260.

RECEIVING: UTAH-Anderson, Dres 8-141; Fitzgerald,Sean 5-53; Poole, James 5-22; Murphy, Jake 2-40; Denham, Anthony 2-6; Fakailoatonga,S 1-9; Williams, Karl 1-2. BYU-HOFFMAN,Cody 8-108; MATHEWS,Mitch 3-54; FALSLEV,JD 3-47; THOMPSON,Brett 2-44; BROWN,Algernon 1-4; LASIKE,Paul 1-3.

INTERCEPTIONS: UTAH-Walker, Michael 1-0. BYU-None.

FUMBLES: UTAH-None. BYU-LASIKE,Paul 1-0.

UTAH (3-1) vs. BYU (1-2)

Date: Sep 21, 2013 • Site: Provo, Utah • Stadium: LaVell Edwards
Attendance: 63470

Kickoff time: 8:21pm • End of Game: 11:47 • Total elapsed time: 3:26
Officials: Referee: Jack Folliard; Umpire: Doug Wilson; Linesman: Dan Antonietti;
Line judge: Steven Kovac; Back judge: Steve Steichen; Field judge: Kevin Kieser;
Side judge: Aaron Santi;
Temperature: 73 F • Wind: s 12mph • Weather: cloudy, night
LaVell Edwards Stadium sold out.

Box Score (Final)
Texas vs BYU (Sep 07, 2013 at Provo, Utah)

Score by Quarters	1	2	3	4	Total
Texas	7	7	7	0	21
BYU	10	17	13	0	40

Qtr Time Scoring play

1st 12:11 BYU - SORENSEN,Justi 34 yd field goal, 11-60 2:49
03:21 TEXAS - Davis, Mike 57 yd pass from Ash, David (Fera, Anthony kick), 2-63 0:41
02:17 BYU - HILL,Taysom 68 yd run (SORENSEN,Justi kick), 3-76 0:58
2nd 10:29 TEXAS - Bergeron, Joe 2 yd run (Fera, Anthony kick), 9-76 3:17
07:48 BYU - HILL,Taysom 20 yd run (SORENSEN,Justi kick), 10-75 2:41
05:00 BYU - LASIKE,Paul 10 yd run (SORENSEN,Justi kick), 9-59 2:26
00:04 BYU - SORENSEN,Justi 32 yd field goal, 9-77 2:52
3rd 10:02 BYU - HILL,Taysom 26 yd run (SORENSEN,Justi kick), 8-79 1:51
08:24 TEXAS - Davis, Mike 23 yd pass from Ash, David (Fera, Anthony kick), 5-83 1:33
05:43 BYU - SORENSEN,Justi 36 yd field goal, 9-51 2:27
01:31 BYU - SORENSEN,Justi 24 yd field goal, 7-73 2:29

	TEXAS	BYU
FIRST DOWNS	23	33
RUSHES-YARDS (NET)	39-132	72-550
PASSING YDS (NET)	313	129
Passes Att-Comp-Int	44-24-0	27-9-1
TOTAL OFFENSE PLAYS-YARDS	83-445	99-679
Fumble Returns-Yards	0-0	0-0
Punt Returns-Yards	2-28	2-10
Kickoff Returns-Yards	3-49	2-65
Interception Returns-Yards	1-0	0-0
Punts (Number-Avg)	8-43.8	5-41.4
Fumbles-Lost	0-0	1-1
Penalties-Yards	4-45	8-68
Possession Time	28:59	31:01
Third-Down Conversions	5 of 17	10 of 21
Fourth-Down Conversions	0 of 3	1 of 1
Red-Zone Scores-Chances	1-1	6-6
Sacks By: Number-Yards	0-0	4-26

RUSHING: Texas-Gray, Johnathan 13-90; Ash, David 16-34; Brown, Malcolm 3-15; Johnson, Daje 2-4; Bergeron, Joe 2-3; Overstreet, Jal 1-minus 3; McCoy, Case 2-minus 11. BYU-HILL,Taysom 17-259; WILLIAMS,Jamaa 30-182; LASIKE,Paul 15-87; ALISA,Mike 8-23; HINE,Adam 1-2; TEAM 1-minus 3.

PASSING: Texas-Ash, David 19-34-0-251; McCoy, Case 5-10-0-62. BYU-HILL,Taysom 9-26-1-129; TEAM 0-1-0-0.

RECEIVING: Texas-Davis, Mike 8-114; Shipley, Jaxon 8-105; Sanders, Kendal 4-36; Brown, Malcolm 2-15; Harris, John 1-30; Daniels, Greg 1-13. BYU-HOFFMAN,Cody 2-63; RIDLEY,Skyler 2-19; THOMPSON,Brett 1-16; APO,Ross 1-12; MATHEWS,Mitch 1-11; FALSLEV,JD 1-5; WILLIAMS,Jamaa 1-3.

INTERCEPTIONS: Texas-Thomas, Duke 1-0. BYU-None.

FUMBLES: Texas-None. BYU-TEAM 1-1.

Texas (1-1) vs. BYU (1-1)

Date: Sep 07, 2013 • Site: Provo, Utah • Stadium: LaVell Edwards
Attendance: 63197

Kickoff time: 6:52 PM • End of Game: 10:19 PM • Total elapsed time: 3:27
Officials: Referee: Randy Christal; Umpire: Jim Adams; Linesman: Cal McNeil;
Line judge: Kelly Deterding; Back judge: Terry Jones; Field judge: Joe Blubaugh;
Side judge: Freeman Johns;
Temperature: 63 • Wind: Variable • Weather: Cloudy; previous sto
Rain delay prior to game. BYU school record for rushing,
breaks old record of 465 yards set in 1958 against Montana.

Box Score (Final)
Middle Tennessee vs BYU (Sep 27, 2013 at Provo, Utah)

Score by Quarters	1	2	3	4	Total
Middle Tennessee	10	0	0	0	10
BYU	7	16	14	0	37

Qtr Time Scoring play

1st 12:14 MT - CLARK, Cody 42 yd field goal, 7-15 2:46
10:47 BYU - HILL,Taysom 12 yd run (SORENSEN,Justi kick), 3-10 1:14
00:36 MT - HENRY, Marcus 16 yd pass from KILGORE, Logan (CLARK, Cody kick), 7-24 2:28
2nd 12:36 BYU - Team safety
07:31 BYU - HILL,Taysom 50 yd run (SORENSEN,Justi kick), 3-58 0:37
00:15 BYU - ALISA,Mike 2 yd run (SORENSEN,Justi kick), 7-67 1:27
3rd 11:21 BYU - ALISA,Mike 1 yd run (SORENSEN,Justi kick), 12-60 3:33
00:28 BYU - FALSLEV,JD 71 yd punt return (SORENSEN,Justi kick)

	MT	BYU
FIRST DOWNS	13	22
RUSHES-YARDS (NET)	41-107	55-309
PASSING YDS (NET)	105	177
Passes Att-Comp-Int	34-16-1	19-14-1
TOTAL OFFENSE PLAYS-YARDS	75-212	74-486
Fumble Returns-Yards	0-0	0-0
Punt Returns-Yards	1--6	6-107
Kickoff Returns-Yards	4-107	4-144
Interception Returns-Yards	1-10	1-0
Punts (Number-Avg)	9-39.6	5-30.8
Fumbles-Lost	1-0	5-4
Penalties-Yards	7-50	9-80
Possession Time	33:48	26:12
Third-Down Conversions	6 of 19	7 of 13
Fourth-Down Conversions	1 of 3	1 of 1
Red-Zone Scores-Chances	1-3	3-5
Sacks By: Number-Yards	1-10	1-7

RUSHING: Middle Tennessee-WHATLEY, Reggie 10-40; PARKER, Jordan 15-31; GRAMMER, Austin 3-18; BRYSON, J. 6-11; KILGORE, Logan 5-4; PRATCER, W. 2-3. BYU-HILL,Taysom 18-165; BROWN,Algernon 11-68; ALISA,Mike 16-55; LASIKE,Paul 7-27; Team 2-minus 2; HINE,Adam 1-minus 4.

PASSING: Middle Tennessee-KILGORE, Logan 13-31-1-82; GRAMMER, Austin 3-3-0-23. BYU-HILL,Taysom 14-19-1-177.

RECEIVING: Middle Tennessee-BRYSON, J. 4-20; HENRY, Marcus 3-28; CLARKE, Devin 2-16; COLLIS, C. 2-10; GRISWOULD, Kyle 2-7; PETTIS, Terry 1-17; PERKINS, Chris 1-6; PARKER, Jordan 1-1. BYU-APO,Ross 4-38; MATHEWS,Mitch 3-47; THOMPSON,Brett 2-30; RIDLEY,Skyler 2-25; FALSLEV,JD 1-27; THORNTON,Eric 1-6; PRITCHARD,Iona 1-4.

INTERCEPTIONS: Middle Tennessee-BYARD, Kevin 1-10. BYU-SORENSEN,Danie 1-0.

FUMBLES: Middle Tennessee-COLLIS, C. 1-0. BYU-FALSLEV,JD 3-2; ALISA,Mike 1-1; HILL,Taysom 1-1.

Middle Tennessee (3-2,1-0) vs. BYU (2-2)

Date: Sep 27, 2013 • Site: Provo, Utah • Stadium: LaVell Edwards
Attendance: 58763

Kickoff time: 7:02pm • End of Game: 10:15 • Total elapsed time: 3:13
Officials: Referee: Joe Pester; Umpire: Mark Baynes; Linesman: Gary Calip;
Line judge: Scott Held; Back judge: Tom Healey; Field judge: Adrian Carson;
Side judge: Greg Shields;
Temperature: 48 • Wind: S 5 • Weather: Partly cloudy
Coin toss: BYU wins, defers. MTenn receives, defends south.

Box Score (Final)
BYU vs Utah State (Oct 04, 2013 at Logan, Utah)

Score by Quarters	1	2	3	4	Total
BYU	10	7	14	0	31
Utah State	7	0	0	7	14

Qtr Time Scoring play

1st 14:50 BYU - VAN NOY,Kyle 17 yd interception return (SORENSEN,Justi kick)
 10:48 USU - VAN LEEUWEN, Tr 7 yd pass from KEETON, Chuckie (DIAZ, Nick kick), 3-15 1:13
 07:04 BYU - SORENSEN,Justi 27 yd field goal, 14-67 3:44
 2nd 10:30 BYU - MATHEWS,Mitch 30 yd pass from HILL,Taysom (SORENSEN,Justi kick), 4-81 1:15
 3rd 12:06 BYU - MATHEWS,Mitch 6 yd pass from HILL,Taysom (SORENSEN,Justi kick), 10-75 2:54
 05:52 BYU - MATHEWS,Mitch 43 yd pass from HILL,Taysom (SORENSEN,Justi kick), 4-71 1:14
 4th 01:34 USU - BUTLER, Ronald 8 yd pass from HARRISON, Craig (DIAZ, Nick kick), 11-88 4:19

	BYU	USU
FIRST DOWNS	18	20
RUSHES-YARDS (NET)	50-160	35-186
PASSING YDS (NET)	278	211
Passes Att-Comp-Int	32-17-1	51-22-1
TOTAL OFFENSE PLAYS-YARDS	82-438	86-397
Fumble Returns-Yards	1-12	0-0
Punt Returns-Yards	1--1	4-3
Kickoff Returns-Yards	1-21	3-57
Interception Returns-Yards	1-17	1-0
Punts (Number-Avg)	9-42.7	10-43.1
Fumbles-Lost	2-1	2-2
Penalties-Yards	3-36	3-28
Possession Time	29:28	30:32
Third-Down Conversions	5 of 18	10 of 23
Fourth-Down Conversions	1 of 1	0 of 2
Red-Zone Scores-Chances	2-3	2-2
Sacks By: Number-Yards	0-0	2-16

RUSHING: BYU-WILLIAMS,Jamaa 14-79; BROWN,Algernon 16-45; LASIKE,Paul 8-27; HILL,Taysom 9-14; Team 3-minus 5. Utah State-DEMARTINO, Joey 16-80; HARRISON, Craig 6-38; WILLIAMS, Kenn 6-37; KEETON, Chuckie 3-17; MARSHALL, Rober 2-9; LEE, Kelvin 2-5.

PASSING: BYU-HILL,Taysom 17-31-1-278; OLSEN,Ammon 0-1-0-0. Utah State-HARRISON, Craig 18-41-0-185; KEETON, Chuckie 4-10-1-26.

RECEIVING: BYU-MATHEWS,Mitch 5-112; RIDLEY,Skylar 4-38; HOFFMAN,Cody 3-41; WILLIAMS,Jamaa 2-14; HENDERSON,Kurt 1-60; THOMPSON,Brett 1-8; FALSLEV,JD 1-5. Utah State-REYNOLDS, Travi 4-47; TIALAVEA, D.J. 4-21; ANDERSEN, Keega 3-47; SWINDALL, Brand 3-21; VAN LEEUWEN, Tr 3-21; BUTLER, Ronald 2-18; DEMARTINO, Joey 2-6; MARSHALL, Rober 1-30.

INTERCEPTIONS: BYU-VAN NOY,Kyle 1-17. Utah State-BYRD, Quinton 1-0.

FUMBLES: BYU-FALSLEV,JD 1-0; HILL,Taysom 1-1. Utah State-HARRISON, Craig 2-2.

BYU (3-2) vs. Utah State (3-3,2-0)

Date: Oct 04, 2013 • Site: Logan, Utah • Stadium: M.OlsenFieldatRomney
 Attendance: 25513

Kickoff time: 6:07 • End of Game: 9:33 • Total elapsed time: 3:26
 Officials: Referee: Rick Loumiet; Umpire: Rick Podraza; Linesman: Bill Scott;
 Line Judge: Keith Garmond; Back Judge: Donnie Aultman; Field Judge: Jason Ledet;
 Side Judge: Mike Contreras;
 Temperature: 48 • Wind: 7mph SW • Weather: Partly Cloudy

BYU Combined Team Statistics (as of Oct 04, 2013)
All games

Date	Opponent	Score	Att.	Record:	Overall	Home	Away	Neutral
Aug 31, 201	at Virginia	L 16-19	53310	All games	3-2	2-1	1-1	0-0
Sep 07, 201	TEXAS	W 40-21	63197	Conference	0-0	0-0	0-0	0-0
Sep 21, 201	UTAH	L 13-20	63470	Non-Conference	3-2	2-1	1-1	0-0
Sep 27, 201	MIDDLE TENNESSEE	W 37-10	58763					
Oct 04, 201	at Utah State	W 31-14	25513					

Team Statistics										BYU	OPP
FIRST DOWNS										118	86
Rushing	gp	att	gain	loss	net	avg	td	lg	avg/g		
HILL,Taysom	5	75	657	78	579	7.7	6	68	115.8		
WILLIAMS,Jamaa	4	90	465	8	457	5.1	0	44	114.2		
LASIKE,Paul	5	40	178	11	167	4.2	1	20	33.4		
BROWN,Algernon	5	28	115	3	112	4.0	0	15	22.4		
ALISA,Mike	4	32	102	3	99	3.1	3	8	24.8		
HINE,Adam	4	4	7	4	3	0.8	0	4	0.8		
Team	4	8	0	28	-28	-3.5	0	0	-7.0		
Total	5	277	1524	135	1389	5.0	10	68	277.8		
Opponents	5	190	743	80	663	3.5	2	65	132.6		
Passing											
HILL,Taysom	5	97.44	71-164	5	43.3	1019	4	60	203.8		
OLSEN,Ammon	2	0.00	0-1-0	0.0	0.0	0	0	0	0.0		
Team	4	0.00	0-1-0	0.0	0.0	0	0	0	0.0		
Total	5	96.26	71-166	5	42.8	1019	4	60	203.8		
Opponents	5	107.01	104-196	3	53.1	1016	8	74	203.2		
Receiving											
MATHEWS,Mitch	5	13	234	18.0	3	43	46.8				
HOFFMAN,Cody	3	13	212	16.3	0	32	70.7				
RIDLEY,Skylar	5	11	111	10.1	0	14	22.2				
FALSLEV,JD	5	9	116	12.9	1	27	23.2				
THOMPSON,Brett	5	8	118	14.8	0	30	23.6				
APO,Ross	5	7	109	15.6	0	52	21.8				
WILLIAMS,Jamaa	4	5	42	8.4	0	15	10.5				
HENDERSON,Kurt	4	1	60	60.0	0	60	15.0				
THORNTON,Eric	5	1	6	6.0	0	6	1.2				
PRITCHARD,Iona	3	1	4	4.0	0	4	1.3				
BROWN,Algernon	5	1	4	4.0	0	4	0.8				
LASIKE,Paul	5	1	3	3.0	0	3	0.6				
Total	5	71	1019	14.4	4	60	203.8				
Opponents	5	104	1016	9.8	8	74	203.2				
Field Goals											
SORENSEN,Justi	fg	pct.	01-19	20-29	30-39	40-49	50-99	lg	blk		
	8-9	88.9	0-0	2-2	6-7	0-0	0-0	36	0		
Scoring											
	td	fg	PAT			dxp	saf	pts			
SORENSEN,Justi	-	8-9	15-15	-	-	-	-	39			
HILL,Taysom	6	-	-	-	-	0-1	-	36			
ALISA,Mike	3	-	-	-	-	-	-	18			
MATHEWS,Mitch	3	-	-	-	-	-	-	18			
FALSLEV,JD	2	-	-	-	-	-	-	12			
LASIKE,Paul	1	-	-	-	-	-	-	6			
VAN NOY,Kyle	1	-	-	-	-	-	-	6			
Team	-	-	-	-	-	-	1	2			
Total	16	8-9	15-15	-	-	0-1	-	137			
Opponents	10	4-5	10-10	-	-	-	-	84			
Score by Quarters											
	1st	2nd	3rd	4th	OT	Total					
BYU	27	47	47	16	0	137					
Opponents	27	20	16	21	0	84					
Interceptions											
BILLS,Craig	no.	yds	avg	td	lg						
	1	0	0.0	0	0						
SORENSEN,Danie	1	0	0.0	0	0						
VAN NOY,Kyle	1	17	17.0	1	17						
Punting											
ARELLANO,Scott	no.	yds	avg	lg	tb	fc	i2050+	blk			
	34	1414	41.6	59	4	9	11	5	2		
Team	2	31	15.5	31	0	0	0	0	0		
HILL,Taysom	2	48	24.0	35	1	0	0	0	0		
Punt Returns											
FALSLEV,JD	no.	yds	avg	td	lg						
	18	234	13.0	1	71						
Total	18	234	13.0	1	71						
Opponents	13	94	7.2	0	35						
Kick Returns											
HINE,Adam	no.	yds	avg	td	lg						
	7	242	34.6	0	90						
LASIKE,Paul	6	137	22.8	0	33						
FALSLEV,JD	2	25	12.5	0	21						
Total	15	404	26.9	0	90						
Opponents	17	347	20.4	0	50						
All Purpose											
HILL,Taysom	g	rush	rcv	pr	kr	ir	total	avg/g			
	5	579	0	0	0	0	579	115.8			
WILLIAMS,Ja	4	457	42	0	0	0	499	124.8			
FALSLEV,JD	5	0	116	234	25	0	375	75.0			
LASIKE,Paul	5	167	3	0	137	0	307	61.4			
HINE,Adam	4	3	0	0	242	0	245	61.2			
Total	5	1389	1019	234	404	17	3063	612.6			
Opponents	5	663	1016	94	347	43	2163	432.6			
Total Offense											
HILL,Taysom	g	plays	rush	pass	total	avg/g					
	5	239	579	1019	1598	319.6					
WILLIAMS,Jamaa	4	90	457	0	457	114.2					
LASIKE,Paul	5	40	167	0	167	33.4					
BROWN,Algernon	5	28	112	0	112	22.4					
ALISA,Mike	4	32	99	0	99	24.8					
Total	5	443	1389	1019	2408	481.6					
Opponents	5	386	663	1016	1679	335.8					
Tackles											
##	Defensive Leaders	gp	ua	a	tot	tfl/yds	Sacks	Pass defense	Fumbles	blkd	
							no-yds	int-yds	brup	qbh	
41	'UNGA,Uani	5	15	30	45	2.5-5			1	1	
3	VAN NOY,Kyle	5	18	15	33	7.0-22	1.0-9	1-17	4	10	
9	SORENSEN,Danie	5	15	14	29	2.0-8		1-0	6		
55	MANUMALEUNA,Ea	5	13	15	28	4.0-7				1	
34	JORGENSEN,Aust	5	12	15	27					1	
										ff	
										kick	
										saf	

##	Defensive Leaders	gp	ua	a	tot	tfl/yds	Sacks	Pass defense	Fumbles	blkd
41	'UNGA,Uani	5	15	30	45	2.5-5			1	1
3	VAN NOY,Kyle	5	18	15	33	7.0-22	1.0-9	1-17	4	10
9	SORENSEN,Danie	5	15	14	29	2.0-8		1-0	6	
55	MANUMALEUNA,Ea	5	13	15	28	4.0-7				1
34	JORGENSEN,Aust	5	12	15	27					1

BYU Game Results (as of Oct 04, 2013)
All games

Date	Opponent	Score	Overall	Conference	Time	Attend
Aug 31, 2013	at Virginia	L 16-19	0-1	0-0	3:14	53310
Sep 07, 2013	TEXAS	W 40-21	1-1	0-0	3:27	63197
Sep 21, 2013	UTAH	L 13-20	1-2	0-0	3:26	63470
Sep 27, 2013	MIDDLE TENNESSEE	W 37-10	2-2	0-0	3:13	58763
Oct 04, 2013	at Utah State	W 31-14	3-2	0-0	3:26	25513

BYU Overall Team Statistics (as of Oct 04, 2013)
All games

Team Statistics	BYU	OPP
SCORING	137	84
Points Per Game	27.4	16.8
FIRST DOWNS	118	86
Rushing	62	28
Passing	47	51
Penalty	9	7
RUSHING YARDAGE	1389	663
Yards gained rushing	1524	743
Yards lost rushing	135	80
Rushing Attempts	277	190
Average Per Rush	5.0	3.5
Average Per Game	277.8	132.6
TDs Rushing	10	2
PASSING YARDAGE	1019	1016
Comp-Att-Int	71-166-5	104-196-3
Average Per Pass	6.1	5.2
Average Per Catch	14.4	9.8
Average Per Game	203.8	203.2
TDs Passing	4	8
TOTAL OFFENSE	2408	1679
Total Plays	443	386
Average Per Play	5.4	4.3
Average Per Game	481.6	335.8
KICK RETURNS: #-Yards	15-404	17-347
PUNT RETURNS: #-Yards	18-234	13-94
INT RETURNS: #-Yards	3-17	5-43
KICK RETURN AVERAGE	26.9	20.4
PUNT RETURN AVERAGE	13.0	7.2
INT RETURN AVERAGE	8.5	8.6
FUMBLES-LOST	12-6	6-3
PENALTIES-Yards	34-282	28-229
Average Per Game	56.4	45.8
PUNTS-Yards	38-1493	51-2160
Average Per Punt	39.3	42.4
Net punt average	34.2	37.4
KICKOFFS-Yards	30-1895	19-1172
Average Per Kick	63.2	61.7
Net kick average	41.6	35.2
TIME OF POSSESSION/Game	28:07	31:53
3RD-DOWN Conversions	34/96	28/93
3rd-Down Pct	35%	30%
4TH-DOWN Conversions	5/9	1/8
4th-Down Pct	56%	12%
SACKS BY-Yards	6-40	11-69
MISC YARDS	0	0
TOUCHDOWNS SCORED	16	10
FIELD GOALS-ATTEMPTS	8-9	4-5
ON-SIDE KICKS	0-0	0-0
RED-ZONE SCORES	(17-22) 77%	(10-12) 83%
RED-ZONE TOUCHDOWNS	(9-22) 41%	(8-12) 67%
PAT-ATTEMPTS	(15-15) 100%	(10-10) 100%
ATTENDANCE	185430	78823
Games/Avg Per Game	3/61810	2/39412
Neutral Site Games		0/0

Score by Quarters	1st	2nd	3rd	4th	OT	Total
BYU	27	47	47	16	0	137
Opponents	27	20	16	21	0	84

BYU Overall Individual Statistics (as of Oct 04, 2013)
All games

Rushing	g	att	gain	loss	net	avg	td	lg	avg/g
HILL,Taysom	5	75	657	78	579	7.7	6	68	115.8
WILLIAMS,Jamaa	4	90	465	8	457	5.1	0	44	114.2
LASIKE,Paul	5	40	178	11	167	4.2	1	20	33.4
BROWN,Algernon	5	28	115	3	112	4.0	0	15	22.4
ALISA,Mike	4	32	102	3	99	3.1	3	8	24.8
HINE,Adam	4	4	7	4	3	0.8	0	4	0.8
Team	4	8	0	28	-28	-3.5	0	0	-7.0
Total	5	277	1524	135	1389	5.0	10	68	277.8
Opponents	5	190	743	80	663	3.5	2	65	132.6

Passing	g	effic	comp	att	in	pct	yds	td	lg	avg/g
HILL,Taysom	5	97.44	71	164	5	43.3	1019	4	60	203.8
OLSEN,Ammon	2	0.00	0	1	0	0.0	0	0	0	0.0
Team	4	0.00	0	1	0	0.0	0	0	0	0.0
Total	5	96.26	71	166	5	42.8	1019	4	60	203.8
Opponents	5	107.01	104	196	3	53.1	1016	8	74	203.2

Receiving	g	no.	yds	avg	td	lg	avg/g
MATHEWS,Mitch	5	13	234	18.0	3	43	46.8
HOFFMAN,Cody	3	13	212	16.3	0	32	70.7
RIDLEY,Skyler	5	11	111	10.1	0	14	22.2
FALSLEV,JD	5	9	116	12.9	1	27	23.2
THOMPSON,Brett	5	8	118	14.8	0	30	23.6
APO,Ross	5	7	109	15.6	0	52	21.8
WILLIAMS,Jamaa	4	5	42	8.4	0	15	10.5
HENDERSON,Kurt	4	1	60	60.0	0	60	15.0
THORNTON,Eric	5	1	6	6.0	0	6	1.2
PRITCHARD,Iona	3	1	4	4.0	0	4	1.3
BROWN,Algernon	5	1	4	4.0	0	4	0.8
LASIKE,Paul	5	1	3	3.0	0	3	0.6
Total	5	71	1019	14.4	4	60	203.8
Opponents	5	104	1016	9.8	8	74	203.2

Punt Returns	no.	yds	avg	td	lg
FALSLEV,JD	18	234	13.0	1	71
Total	18	234	13.0	1	71
Opponents	13	94	7.2	0	35

Interceptions	no.	yds	avg	td	lg
SORENSEN,Danie	1	0	0.0	0	0
VAN NOY,Kyle	1	17	17.0	1	17
BILLS,Craig	1	0	0.0	0	0
Total	3	17	5.7	1	17
Opponents	5	43	8.6	0	23

Kick Returns	no.	yds	avg	td	lg
HINE,Adam	7	242	34.6	0	90
LASIKE,Paul	6	137	22.8	0	33
FALSLEV,JD	2	25	12.5	0	21
Total	15	404	26.9	0	90
Opponents	17	347	20.4	0	50

Fumble Returns	no.	yds	avg	td	lg
BILLS,Craig	1	0	0.0	0	0
'UNGA,Uani	1	12	12.0	0	12
Total	2	12	6.0	0	12
Opponents	0	0	0.0	0	0

BYU Overall Individual Statistics (as of Oct 04, 2013)
All games

Scoring	td	fg	PAT				dx	saf	pts
			kick	rush	rcv	pass			
SORENSEN,Justi	-	8-9	15-15	-	-	-	-	-	39
HILL,Taysom	6	-	-	-	-	0-1	-	-	36
ALISA,Mike	3	-	-	-	-	-	-	-	18
MATHEWS,Mitch	3	-	-	-	-	-	-	-	18
FALSLEV,JD	2	-	-	-	-	-	-	-	12
LASIKE,Paul	1	-	-	-	-	-	-	-	6
VAN NOY,Kyle	1	-	-	-	-	-	-	-	6
Team	-	-	-	-	-	-	-	1	2
Total	16	8-9	15-15	-	-	0-1	-	1	137
Opponents	10	4-5	10-10	-	-	-	-	1	84

Total Offense	g	plays	rush	pass	total	avg/g
HILL,Taysom	5	239	579	1019	1598	319.6
WILLIAMS,Jamaa	4	90	457	0	457	114.2
LASIKE,Paul	5	40	167	0	167	33.4
BROWN,Algernon	5	28	112	0	112	22.4
ALISA,Mike	4	32	99	0	99	24.8
HINE,Adam	4	4	3	0	3	0.8
Team	4	9	-28	0	-28	-7.0
Total	5	443	1389	1019	2408	481.6
Opponents	5	386	663	1016	1679	335.8

Field Goals	fg	pct.	01-19	20-29	30-39	40-49	50-99	lg	blk
SORENSEN,Justi	8-9	88.9	0-0	2-2	6-7	0-0	0-0	36	0
FG Sequence	BYU	Opponents							
Virginia	(36)	(53)							
Texas	(34),(32),(36),(24)	-							
UTAH	34,(32),(31)	(36),(32)							
Middle Tennessee	-	(42)							
Utah State	(27)	47							

Numbers in (parentheses) indicate field goal was made.

Punting	no.	yds	avg	lg	tb	fc	i20	50+	blk
ARELLANO,Scott	34	141	41.6	59	4	9	11	5	2
Team	2	31	15.5	31	0	0	0	0	0
HILL,Taysom	2	48	24.0	35	1	0	0	0	0
Total	38	149	39.3	59	5	9	11	5	2
Opponents	51	216	42.4	64	1	20	18	9	0
Kickoffs	no.	yds	avg	tb	ob	retn	net	ydIn	
SORENSEN,Justi	30	189	63.2	12	1				
Total	30	189	63.2	12	1	20	44	1.6	23
Opponents	19	117	61.7	4	0	26	9	35.2	29

BYU Overall Individual Statistics (as of Oct 04, 2013)
All games

All Purpose	g	rush	rcv	pr	kr	ir	total	avg/g
HILL,Taysom	5	579	0	0	0	0	579	115.8
WILLIAMS,J	4	457	42	0	0	0	499	124.8
FALSLEV,JD	5	0	116	234	25	0	375	75.0
LASIKE,Paul	5	167	3	0	137	0	307	61.4
HINE,Adam	4	3	0	0	242	0	245	61.2
MATHEWS,	5	0	234	0	0	0	234	46.8
HOFFMAN,C	3	0	212	0	0	0	212	70.7
THOMPSON,	5	0	118	0	0	0	118	23.6
BROWN,Alg	5	112	4	0	0	0	116	23.2
RIDLEY,Skyl	5	0	111	0	0	0	111	22.2
APO,Ross	5	0	109	0	0	0	109	21.8
ALISA,Mike	4	99	0	0	0	0	99	24.8
HENDERSO	4	0	60	0	0	0	60	15.0
VAN NOY,Ky	5	0	0	0	0	17	17	3.4
THORNTON,	5	0	6	0	0	0	6	1.2
PRITCHARD,	3	0	4	0	0	0	4	1.3
Team	4	-28	0	0	0	0	-28	-7.0
Total	5	1389	1019	234	404	17	3063	612.6
Opponents	5	663	1016	94	347	43	2163	432.6

BYU Overall Defensive Statistics (as of Oct 04, 2013)
All games

##	Defensive Leaders	gp	Tackles				tfl/yds	Sacks no-yds	Pass defense			Fumbles		blkd	
			ua	a	tot				int-yds	brup	qbh	rcv-yds	ff	kick	saf
41	'UNGA,Uani	5	15	30	45	2.5-5	.	.	1	1	1-12	.	.	.	
3	VAN NOY,Kyle	5	18	15	33	7.0-22	1.0-9	1-17	4	10	
9	SORENSEN,Danie	5	15	14	29	2.0-8	.	1-0	6	.	.	1	1	.	
55	MANUMALEUNA,Ea	5	13	15	28	4.0-7	.	.	.	1	
0E	DANIEL,Roberts	5	21	6	27	.	.	.	1	.	.	1	.	.	
34	JORGENSEN,Aust	5	12	15	27	1	.	.	
20	BILLS,Craig	5	17	9	26	.	.	1-0	5	.	1-0	.	.	.	
5	FUA,Alani	5	12	13	25	2.5-14	2.0-14	.	5	2	
7	POVEY,Skye	5	13	7	20	.	.	.	1	
44	PECK,Remington	5	11	7	18	2.0-10	2.0-10	
45	BECK,Tyler	4	7	9	16	2.0-3	
27	MORGAN,Blake	5	9	6	15	.	.	.	1	.	1-0	.	.	.	
90	KAUFUSI,Bronso	5	5	9	14	1.0-2	.	.	4	.	.	1	.	.	
0C	HADLEY,Spencer	2	5	7	12	.	.	.	2	
99	JOHNSON,Marque	5	4	8	12	
11	LEAVITT,Dallin	5	6	6	12	.	.	.	1	
22	PIKULA,Manoa	5	4	4	8	1.0-7	1.0-7	.	2	1	
32	HAGUE,Mike	2	8	.	8	.	.	.	1	
43	LEUTA-DOUYERE	5	4	2	6	1.5-4	.	.	.	1	
25	KAUTAI,Teu	2	1	3	4	0.5-1	
30	WADSWORTH,Mike	5	1	2	3	
11	DOMAN,DJ	3	1	1	2	
93	DOMAN,Michael	2	.	2	2	
24	BROWN,Algernon	5	.	1	1	
28	HINE,Adam	4	.	1	1	
23	NACUA,Kai	3	.	1	1	
15	OLSEN,Ammon	2	1	.	1	
21	WILLIAMS,Jamaa	4	1	.	1	
96	O'MARY,Kevin	5	.	1	1	
33	LASIKE,Paul	5	1	.	1	
37	SORENSEN,Justi	5	1	.	1	
12	FALSLEV,JD	5	1	.	1	
TM	Team	4	1	
	Total	5	207	194	401	26-83	6-40	3-17	34	16	3-12	4	1	1	
	Opponents	5	230	214	444	27-108	11-69	5-43	24	10	6-0	5	2	1	

BYU Team Game-by-Game (as of Oct 04, 2013)
All games

TEAM STATISTICS

Date	Opponent	Rushing				Receiving				Passing				Kick Returns				Punt Returns				tot off		
		no.	yds	td	lg	no.	yds	td	lg	cmp	att	int	yds	td	lg	no.	yds	td	lg	no.	yds		td	lg
Aug 31	at Virginia	53	187	1	21	13	175	1	52	13	40	1	175	1	52	3	66	0	27	5	34	0	17	362
Sep 07	TEXAS	72	550	4	68	9	129	0	32	9	27	1	129	0	32	2	65	0	41	2	10	0	6	679
Sep 21	UTAH	47	183	1	41	18	260	0	32	18	48	1	260	0	32	5	108	0	25	4	84	0	58	443
Sep 27	MIDDLE TENNESSEE	55	309	4	50	14	177	0	31	14	19	1	177	0	31	4	144	0	90	6	107	1	71	486
Oct 04	at Utah State	50	160	0	44	17	278	3	60	17	32	1	278	3	60	1	21	0	21	1	-1	0	0	438
Opponents		277	1389	10	68	71	1019	4	60	71	166	5	1019	4	60	15	404	0	90	18	234	1	71	2408
Opponents		190	663	2	65	104	1016	8	74	104	196	3	1016	8	74	17	347	0	50	13	94	0	35	1679

Games played: 5
 Avg per rush: 5.0
 Avg per catch: 14.4
 Pass efficiency: 96.26
 Kick ret avg: 26.9
 Punt ret avg: 13.0
 All purpose avg/game: 612.6
 Total offense avg/gm: 481.6

Date	Opponent	Tackles				Sacks	Fumble	Pass Defense			Bkld	PAT Attempts				saf	pts
		ua	a	total	tfl-yds	no-yds	ff	fr-yds	int-yds	qbh	brup	kick	kick	rush	rcv		
Aug 3	at Virginia	42	48	90	7.0-14	0.0-0	2	1-0	1-0	3	5	0	1-1	0	0	0	16
Sep 0	TEXAS	43	34	77	8.0-34	4.0-26	0	0-0	0-0	6	8	0	4-4	0	0	0	40
Sep 2	UTAH	41	34	75	6.0-19	1.0-7	0	0-0	0-0	2	4	0	1-1	0	0	0	13
Sep 2	MIDDLE TENNESS	49	22	71	3.0-10	1.0-7	1	0-0	1-0	2	6	0	5-5	0	0	1	37
Oct 04	at Utah State	32	56	88	2.0-6	0.0-0	1	2-12	1-17	3	11	1	4-4	0	0	0	31
Opponents		207	194	401	26.0-83	6.0-40	4	3-12	3-17	16	34	1	15-15	0	0	1	137
Opponents		230	214	444	27.0-108	11.0-69	5	6-0	5-43	10	24	2	10-10	0	0	1	84

Date	Opponent	Punting										Field Goals			Kickoffs			
		no.	yds	avg	long	blkd	tb	fc	50+	i20	md-att	long	blkd	no.	yds	avg	tb	ob
Aug 3	at Virginia	11	403	36.6	48	1	1	6	0	4	1-1	36	0	5	304	60.8	0	0
Sep 0	TEXAS	5	207	41.4	58	0	1	0	1	1	4-4	36	0	9	583	64.8	5	1
Sep 2	UTAH	8	345	43.1	59	0	1	1	2	2	2-3	32	0	4	256	64.0	2	0
Sep 2	MIDDLE TENNESS	5	154	30.8	42	0	1	0	0	1	0-0	0	0	6	362	60.3	2	0
Oct 04	at Utah State	9	384	42.7	56	1	1	2	2	3	1-1	27	0	6	390	65.0	3	0
Opponents		38	1493	39.3	59	2	5	9	5	11	8-9	36	0	30	1895	63.2	12	1
Opponents		51	2160	42.4	64	0	1	20	9	18	4-5	53	1	19	1172	61.7	4	0

BYU Opponent Game-by-Game (as of Oct 04, 2013)
All games

OPPONENT STATISTICS

Date	Opponent	Rushing				Receiving				Passing				Kick Returns				Punt Returns				tot off		
		no.	yds	td	lg	no.	yds	td	lg	cmp	att	int	yds	td	lg	no.	yds	td	lg	no.	yds		td	lg
Aug 31	at Virginia	42	109	1	13	18	114	1	20	18	32	1	114	1	20	5	95	0	25	4	63	0	35	223
Sep 07	TEXAS	39	132	1	37	24	313	2	57	24	44	0	313	2	57	3	49	0	17	2	28	0	23	445
Sep 21	UTAH	33	129	0	65	24	273	2	74	24	35	0	273	2	74	2	39	0	25	2	6	0	5	402
Sep 27	MIDDLE TENNESSEE	41	107	0	11	16	105	1	17	16	34	1	105	1	17	4	107	0	50	1	-6	0	0	212
Oct 04	at Utah State	35	186	0	39	22	211	2	30	22	51	1	211	2	30	3	57	0	23	4	3	0	6	397
BYU		190	663	2	65	104	1016	8	74	104	196	3	1016	8	74	17	347	0	50	13	94	0	35	1679
BYU		277	1389	10	68	71	1019	4	60	71	166	5	1019	4	60	15	404	0	90	18	234	1	71	2408

Games played: 5
 Avg per rush: 3.5
 Avg per catch: 9.8
 Pass efficiency: 107.01
 Kick ret avg: 20.4
 Punt ret avg: 7.2
 All purpose avg/game: 432.6
 Total offense avg/gm: 335.8

Date	Opponent	Tackles				Sacks	Fumble	Pass Defense			Bkld	PAT Attempts					
		ua	a	total	tfl-yds	no-yds	ff	fr-yds	int-yds	qbh	brup	kick	kick	rush	rcv	saf	pts
Aug 3	at Virginia	38	54	92	6.0-21	3.0-15	1	0-0	1-33	0	11	1	2-2	0	0	1	19
Sep 0	TEXAS	52	46	98	2.0-3	0.0-0	0	1-0	1-0	3	1	0	3-3	0	0	0	21
Sep 2	UTAH	57	24	81	8.0-35	5.0-28	0	0-0	1-0	0	8	0	2-2	0	0	0	20
Sep 2	MIDDLE TENNESS	55	18	73	2.0-14	1.0-10	3	4-0	1-10	1	1	0	1-1	0	0	0	10
Oct 04	at Utah State	28	72	100	9.0-35	2.0-16	1	1-0	1-0	6	3	1	2-2	0	0	0	14
BYU		230	214	444	27.0-108	11.0-69	5	6-0	5-43	10	24	2	10-10	0	0	1	84
BYU		207	194	401	26.0-83	6.0-40	4	3-12	3-17	16	34	1	15-15	0	0	1	137

Date	Opponent	Punting										Field Goals			Kickoffs			
		no.	yds	avg	long	blkd	tb	fc	50+	i20	md-att	long	blkd	no.	yds	avg	tb	ob
Aug 3	at Virginia	13	537	41.3	50	0	1	4	1	4	1-1	53	0	3	187	62.3	0	0
Sep 0	TEXAS	8	350	43.8	61	0	0	6	2	4	0-0	0	0	4	260	65.0	2	0
Sep 2	UTAH	11	486	44.2	61	0	0	3	3	3	2-2	36	0	5	322	64.4	0	0
Sep 2	MIDDLE TENNESS	9	356	39.6	58	0	0	1	1	2	1-1	42	0	4	208	52.0	0	0
Oct 04	at Utah State	10	431	43.1	64	0	0	6	2	5	0-1	0	1	3	195	65.0	2	0
BYU		51	2160	42.4	64	0	1	20	9	18	4-5	53	1	19	1172	61.7	4	0
BYU		38	1493	39.3	59	2	5	9	5	11	8-9	36	0	30	1895	63.2	12	1

BYU Game Superlatives (as of Oct 04, 2013)
All games

INDIVIDUAL GAME HIGHS

Rushes	33	WILLIAMS,Jamaa at Virginia (Aug 31, 2013)
Yards Rushing	259	HILL,Taysom vs Texas (Sep 07, 2013)
TD Rushes	3	HILL,Taysom vs Texas (Sep 07, 2013)
Long Rush	68	HILL,Taysom vs Texas (Sep 07, 2013)
Pass attempts	48	HILL,Taysom vs UTAH (Sep 21, 2013)
Pass completions	18	HILL,Taysom vs UTAH (Sep 21, 2013)
Yards Passing	278	HILL,Taysom at Utah State (Oct 04, 2013)
TD Passes	3	HILL,Taysom at Utah State (Oct 04, 2013)
Long Pass	60	HILL,Taysom at Utah State (Oct 04, 2013)
Receptions	8	HOFFMAN,Cody vs UTAH (Sep 21, 2013)
Yards Receiving	112	MATHEWS,Mitch at Utah State (Oct 04, 2013)
TD Receptions	3	MATHEWS,Mitch at Utah State (Oct 04, 2013)
Long Reception	60	HENDERSON,Kurt at Utah State (Oct 04, 2013)
Field Goals	4	SORENSEN,Justi vs Texas (Sep 07, 2013)
Long Field Goal	36	SORENSEN,Justi at Virginia (Aug 31, 2013)
	36	SORENSEN,Justi vs Texas (Sep 07, 2013)
Punts	9	ARELLANO,Scott at Virginia (Aug 31, 2013)
Punting Avg	44.1	ARELLANO,Scott at Utah State (Oct 04, 2013)
Long Punt	59	ARELLANO,Scott vs UTAH (Sep 21, 2013)
Punts inside 20	4	ARELLANO,Scott at Virginia (Aug 31, 2013)
Long Punt Return	71	FALSLEV,JD vs Middle Tennessee (Sep 27, 2013)
Long Kickoff Return	90	HINE,Adam vs Middle Tennessee (Sep 27, 2013)
Tackles	16	'UNGA,Uani at Utah State (Oct 04, 2013)
Sacks	2.0	FUA,Alani vs Texas (Sep 07, 2013)
Tackles For Loss	2.5	VAN NOY,Kyle at Virginia (Aug 31, 2013)
Interceptions	1	BILLS,Craig at Virginia (Aug 31, 2013)
	1	SORENSEN,Danie vs Middle Tennessee (Sep 27, 2013)
	1	VAN NOY,Kyle at Utah State (Oct 04, 2013)

BYU Game Superlatives (as of Oct 04, 2013)
All games

TEAM GAME HIGHS

Rushes	72	vs Texas (Sep 07, 2013)
Yards Rushing	550	vs Texas (Sep 07, 2013)
Yards Per Rush	7.6	vs Texas (Sep 07, 2013)
TD Rushes	4	vs Texas (Sep 07, 2013)
	4	vs Middle Tennessee (Sep 27, 2013)
Pass attempts	48	vs UTAH (Sep 21, 2013)
Pass completions	18	vs UTAH (Sep 21, 2013)
Yards Passing	278	at Utah State (Oct 04, 2013)
Yards Per Pass	9.3	vs Middle Tennessee (Sep 27, 2013)
TD Passes	3	at Utah State (Oct 04, 2013)
Total Plays	99	vs Texas (Sep 07, 2013)
Total Offense	679	vs Texas (Sep 07, 2013)
Yards Per Play	6.9	vs Texas (Sep 07, 2013)
Points	40	vs Texas (Sep 07, 2013)
Sacks By	4	vs Texas (Sep 07, 2013)
First Downs	33	vs Texas (Sep 07, 2013)
Penalties	9	vs Middle Tennessee (Sep 27, 2013)
Penalty Yards	80	vs Middle Tennessee (Sep 27, 2013)
Turnovers	5	vs Middle Tennessee (Sep 27, 2013)
Interceptions By	1	at Virginia (Aug 31, 2013)
	1	vs Middle Tennessee (Sep 27, 2013)
	1	at Utah State (Oct 04, 2013)
Punts	11	at Virginia (Aug 31, 2013)
Punting Avg	43.1	vs UTAH (Sep 21, 2013)
Long Punt	59	vs UTAH (Sep 21, 2013)
Punts inside 20	4	at Virginia (Aug 31, 2013)
Long Punt Return	71	vs Middle Tennessee (Sep 27, 2013)

BYU Game Superlatives (as of Oct 04, 2013)
All games

OPPONENT INDIVIDUAL GAME HIGHS

Rushes	20	Parks, K, at Virginia (Aug 31, 2013)
Yards Rushing	96	Poole, James, vs UTAH (Sep 21, 2013)
TD Rushes	1	Parks, K, at Virginia (Aug 31, 2013)
	1	Bergeron, Joe, vs Texas (Sep 07, 2013)
Long Rush	65	Poole, James, vs UTAH (Sep 21, 2013)
Pass attempts	41	HARRISON, Craig, at Utah State (Oct 04, 2013)
Pass completions	24	Wilson, Travis, vs UTAH (Sep 21, 2013)
Yards Passing	273	Wilson, Travis, vs UTAH (Sep 21, 2013)
TD Passes	2	Ash, David, vs Texas (Sep 07, 2013)
	2	Wilson, Travis, vs UTAH (Sep 21, 2013)
Long Pass	74	Wilson, Travis, vs UTAH (Sep 21, 2013)
Receptions	8	Davis, Mike, vs Texas (Sep 07, 2013)
	8	Shiple, Jaxon, vs Texas (Sep 07, 2013)
	8	Anderson, Dres, vs UTAH (Sep 21, 2013)
Yards Receiving	141	Anderson, Dres, vs UTAH (Sep 21, 2013)
TD Receptions	2	Davis, Mike, vs Texas (Sep 07, 2013)
Long Reception	74	Anderson, Dres, vs UTAH (Sep 21, 2013)
Field Goals	2	Phillips, Andy, vs UTAH (Sep 21, 2013)
Long Field Goal	53	Frye, I, at Virginia (Aug 31, 2013)
Punts	13	Vozenilek, A, at Virginia (Aug 31, 2013)
Punting Avg	44.2	Hackett, Tom, vs UTAH (Sep 21, 2013)
Long Punt	64	BENTRUDE, Jaron, at Utah State (Oct 04, 2013)
Punts inside 20	5	BENTRUDE, Jaron, at Utah State (Oct 04, 2013)
Long Punt Return	35	Terrell, D, at Virginia (Aug 31, 2013)
Long Kickoff Return	50	GILSTRAP, K., vs Middle Tennessee (Sep 27, 2013)
Tackles	15	Hicks, Jordan, vs Texas (Sep 07, 2013)
	15	BARBER, T.T., vs Middle Tennessee (Sep 27, 2013)
Sacks	2.0	Harold, E, at Virginia (Aug 31, 2013)
	2.0	Hale, Jacoby, vs UTAH (Sep 21, 2013)
Tackles For Loss	3.5	Harold, E, at Virginia (Aug 31, 2013)
Interceptions	1	Harris, A, at Virginia (Aug 31, 2013)
	1	Thomas, Duke, vs Texas (Sep 07, 2013)
	1	Walker, Michael, vs UTAH (Sep 21, 2013)
	1	BYARD, Kevin, vs Middle Tennessee (Sep 27, 2013)
	1	BYRD, Quinton, at Utah State (Oct 04, 2013)

BYU Game Superlatives (as of Oct 04, 2013)
All games

OPPONENT TEAM GAME HIGHS

Rushes	42	at Virginia (Aug 31, 2013)
Yards Rushing	186	at Utah State (Oct 04, 2013)
Yards Per Rush	5.3	at Utah State (Oct 04, 2013)
TD Rushes	1	at Virginia (Aug 31, 2013)
	1	vs Texas (Sep 07, 2013)
Pass attempts	51	at Utah State (Oct 04, 2013)
Pass completions	24	vs Texas (Sep 07, 2013)
	24	vs UTAH (Sep 21, 2013)
Yards Passing	313	vs Texas (Sep 07, 2013)
Yards Per Pass	7.8	vs UTAH (Sep 21, 2013)
TD Passes	2	vs Texas (Sep 07, 2013)
	2	vs UTAH (Sep 21, 2013)
	2	at Utah State (Oct 04, 2013)
Total Plays	86	at Utah State (Oct 04, 2013)
Total Offense	445	vs Texas (Sep 07, 2013)
Yards Per Play	5.9	vs UTAH (Sep 21, 2013)
Points	21	vs Texas (Sep 07, 2013)
Sacks By	5	vs UTAH (Sep 21, 2013)
First Downs	23	vs Texas (Sep 07, 2013)
Penalties	8	vs UTAH (Sep 21, 2013)
Penalty Yards	65	vs UTAH (Sep 21, 2013)
Turnovers	3	at Utah State (Oct 04, 2013)
Interceptions By	1	at Virginia (Aug 31, 2013)
	1	vs Texas (Sep 07, 2013)
	1	vs UTAH (Sep 21, 2013)
	1	vs Middle Tennessee (Sep 27, 2013)
	1	at Utah State (Oct 04, 2013)
Punts	13	at Virginia (Aug 31, 2013)
Punting Avg	44.2	vs UTAH (Sep 21, 2013)
Long Punt	64	at Utah State (Oct 04, 2013)
Punts inside 20	5	at Utah State (Oct 04, 2013)
Long Punt Return	35	at Virginia (Aug 31, 2013)

BYU Red-Zone Results (as of Oct 04, 2013)
All games

BYU Inside Opponent Red-Zone

Date	Opponent	Score	Times In RZ	Times Score	Total Pts	Rush TDs	Pass TDs	FGs Made	Failed to score inside RZ						
									FGA	Down	Int	Fum	Half	Gam	
Aug 31, 201	at Virginia	L 16-19	3	3	16	2	1	1	1	0	0	0	0	0	0
Sep 07, 201	TEXAS	40-21	6	6	26	2	2	0	4	0	0	0	0	0	0
Sep 21, 201	UTAH	L 13-20	5	3	13	1	1	0	2	1	1	0	0	0	0
Sep 27, 201	MIDDLE TENNESSEE	37-10	5	3	21	3	3	0	0	0	0	0	2	0	0
Oct 04, 201	at Utah State	31-14	3	2	10	1	0	1	1	0	0	1	0	0	0
Totals			22	17	86	9	7	2	8	1	1	1	2	0	0

17 of 22 (77.3%)

Opponents Inside BYU Red-Zone

Date	Opponent	Score	Times In RZ	Times Score	Total Pts	Rush TDs	Pass TDs	FGs Made	Failed to score inside RZ						
									FGA	Down	Int	Fum	Half	Gam	
Aug 31, 201	at Virginia	L 16-19	2	2	14	2	1	1	0	0	0	0	0	0	0
Sep 07, 201	TEXAS	40-21	1	1	7	1	1	0	0	0	0	0	0	0	0
Sep 21, 201	UTAH	L 13-20	4	4	20	2	0	2	2	0	0	0	0	0	0
Sep 27, 201	MIDDLE TENNESSEE	37-10	3	1	7	1	0	1	0	0	1	1	0	0	0
Oct 04, 201	at Utah State	31-14	2	2	14	2	0	2	0	0	0	0	0	0	0
Totals			12	10	62	8	2	6	2	0	1	1	0	0	0

10 of 12 (83.3%)

BYU By-Quarter Statistics (as of Oct 04, 2013)
All games

3rd-Down Conversions

Date	Opponent	Score	Overall		1st Qtr		2nd Qtr		3rd Qtr		4th Qtr		Overtime	
Aug 31, 201	at Virginia	L 16-19	7-23	30.4	3-6	50.0	1-4	25.0	1-6	16.7	2-7	28.6		
Sep 07, 201	TEXAS	40-21	10-21	47.6	3-7	42.9	4-7	57.1	2-4	50.0	1-3	33.3		
Sep 21, 201	UTAH	L 13-20	5-21	23.8	1-5	20.0	1-4	25.0	2-6	33.3	1-6	16.7		
Sep 27, 201	MIDDLE TENNESSEE	37-10	7-13	53.8	1-2	50.0	2-3	66.7	4-7	57.1	0-1	0.0		
Oct 04, 201	at Utah State	31-14	5-18	27.8	0-4	0.0	2-5	40.0	2-4	50.0	1-5	20.0		
	BYU		34-96	35.4	8-24	33.3	10-23	43.5	11-27	40.7	5-22	22.7	0-0	0.0
	Opponents		28-93	30.1	10-28	35.7	8-23	34.8	5-20	25.0	5-22	22.7	0-0	0.0

4th-Down Conversions

Date	Opponent	Score	Overall		1st Qtr		2nd Qtr		3rd Qtr		4th Qtr		Overtime	
Aug 31, 201	at Virginia	L 16-19	1-2	50.0	0-0	0.0	0-0	0.0	0-0	0.0	1-2	50.0		
Sep 07, 201	TEXAS	40-21	1-1	100.0	0-0	0.0	1-1	100.0	0-0	0.0	0-0	0.0		
Sep 21, 201	UTAH	L 13-20	1-4	25.0	0-0	0.0	0-0	0.0	1-1	100.0	0-3	0.0		
Sep 27, 201	MIDDLE TENNESSEE	37-10	1-1	100.0	0-0	0.0	0-0	0.0	1-1	100.0	0-0	0.0		
Oct 04, 201	at Utah State	31-14	1-1	100.0	1-1	100.0	0-0	0.0	0-0	0.0	0-0	0.0		
	BYU		5-9	55.6	1-1	100.0	1-1	100.0	2-2	100.0	1-5	20.0	0-0	0.0
	Opponents		1-8	12.5	1-1	100.0	0-0	0.0	0-2	0.0	0-5	0.0	0-0	0.0

Time of Possession

Date	Opponent	Score	Overall		1st Qtr		2nd Qtr		3rd Qtr		4th Qtr		Overtime	
Aug 31, 201	at Virginia	L 16-19	25:51		5:17		4:43		6:48		9:03			
Sep 07, 201	TEXAS	40-21	31:01		7:16		9:13		7:01		7:31			
Sep 21, 201	UTAH	L 13-20	28:04		6:04		6:29		8:51		6:40			
Sep 27, 201	MIDDLE TENNESSEE	37-10	26:12		3:15		6:57		8:42		7:18			
Oct 04, 201	at Utah State	31-14	29:28		6:45		7:14		7:47		7:42			
	BYU	Total	140:36		28:37		34:36		39:09		38:14		0:00	
		Avg.	28:07		5:43		6:55		7:49		7:38		0:00	
	Opponents	Total	159:24		46:23		40:24		35:51		36:46		0:00	
		Avg.	31:52		9:16		8:04		7:10		7:21		0:00	