

BASKETBALL

Norma Collett. BYU Athletic Communications | O: (801) 422-4908 | C: (801) 372-0989 | norma_collett@byu.edu |

BYU 2012-13 SCHEDULE

| | | | | |
|-----|-----|----------------------|-----------|-------|
| N1 | Thu | Chadron State (Exh) | W 89-51 | BYUtv |
| N2 | Fri | Dixie State (Exh) | W 79-57 | BYUtv |
| N9 | Fri | Weber State | W 80-55 | BYUtv |
| N13 | Tue | at Dartmouth | W 58-57 | BYU R |
| N15 | Thu | at Boston College | L 56-62 | BYU R |
| N16 | Fri | at Harvard | L 65-71 | BYU R |
| N20 | Tue | at Arizona | W 62-48 | BYU R |
| N24 | Sat | at Washington State | L 67-52 | |
| N28 | Wed | Creighton* | L 65-62ot | BYUtv |
| | | | | |
| D4 | Tue | Utah State | W 81-77 | BYUtv |
| D8 | Sat | at Utah | W 53-48 | BYU R |
| D15 | Sat | Tulsa | W 70-48 | BYUtv |
| D18 | Tue | UC Santa Barbara | W 67-39 | BYUtv |
| D20 | Thu | Seattle University | W 70-62 | BYUtv |
| D29 | Sat | Western New Mexico | W 72-31 | BYUtv |
| | | | | |
| J5 | Sat | San Francisco^ | 2 p.m. | BYUtv |
| J10 | Thu | at San Diego^ | 7 p.m. | |
| J12 | Sat | Pepperdine^ | 2 p.m. | |
| J17 | Thu | at Gonzaga^ | 6 p.m. | BYU R |
| J24 | Thu | Loyola Marymount^ | 7 p.m. | BYUtv |
| J26 | Sat | at San Francisco^ | 2 p.m. | BYU R |
| J31 | Thu | Saint Mary's^ | 7 p.m. | BYUtv |
| | | | | |
| F2 | Sat | at Santa Clara^ | 2 p.m. | BYU R |
| F7 | Thu | San Diego^ | 7 p.m. | BYUtv |
| F9 | Sat | at Saint Mary's^ | 2 p.m. | BYU R |
| F14 | Thu | Santa Clara^ | 7 p.m. | BYUtv |
| F16 | Sat | at Pepperdine^ | 2 p.m. | BYU R |
| F21 | Thu | Portland^ | 7 p.m. | BYUtv |
| F23 | Sat | Gonzaga^ | 2 p.m. | BYUtv |
| F28 | Thu | at Loyola Marymount^ | 7 p.m. | |
| | | | | |
| M2 | Sat | at Portland^ | 2 p.m. | BYU R |
| M6 | Wed | at WCC Champs | TBA | TBA |
| M7 | Thu | at WCC Champs | TBA | TBA |
| M8 | Fri | at WCC Champs | TBA | TBA |
| M9 | Sat | at WCC Champs | TBA | TBA |
| M11 | Mon | at WCC Champs | TBA | TBA |

*at EnergySolutions Arena
^ West Coast Conference game

| BYU | CATEGORY | USF |
|------|-------------|------|
| 9-4 | W-L | 7-6 |
| 0-0 | Last 10 | 0-0 |
| 5-0 | Last 5 | 3-2 |
| 65.2 | PPG | 65.2 |
| .423 | FG% | .407 |
| .328 | 3FG% | .318 |
| .716 | FT% | .632 |
| 38.8 | RPG | 42.8 |
| 17.1 | Assist/Game | 11.2 |
| 15.8 | TO/Game | 20.1 |
| 7.2 | Steals/Game | 10.5 |
| 3.9 | Blocks/Game | 2.2 |



BYU (9-4, 0-0 WCC) COUGARS

Head Coach: Jeff Judkins
Alma Mater: Utah, 1978
Career Record: 240-119 (12th)
Record at BYU: Same

GAME INFORMATION

TV: BYUtv
TV Talent: Robbie Bullough (play-by-play)
Kristen Kozlowski (analyst)
Live Video: byutvsports.com
Live Stats: byucougars.com



SAN FRANCISCO (7-6, 0-0) DONS

Head Coach: Jennifer Azzi
Alma Mater: Stanford, '09
Career Record: 9-50
Record at USF: same

SERIES HISTORY

University of San Francisco
BYU leads: 7-1
BYU at home: 3-1
BYU in San Fran: 3-0
BYU in Neutral Site: 1-0
BYU under Judkins: 4-1
Last Meeting: USF won 71-64 on 2/16/12

BYU STORYLINES

- On the season, BYU has outrebounded its opponents in nine of the games played, including the last seven
- In all but two contests (at Boston College and at Washington State) the Cougars have dished out more assists than their opponents
- BYU has enjoyed a halftime lead in all but 2 game to date (vs. Seattle and at Washington State)
- Since the season began, coach Judkins has had 6 different starting lineups ... in the game at Utah, sophomore Xojian Harry started for Lexi Eaton who is out the rest of the season due to an ACL injury
- In two games to date BYU had 4 players score in double figures (vs. Tulsa and vs. UCSB)
- In 7 of the 13 games played to date, BYU has had 3 players score in double digits

BYU PROJECTED STARTING LINEUP



#33 | Haley Steed
Guard | 5-4 | GS.
Syracuse, UT
Clearfield HS

| GP/GS | MPG | Pts | Reb | Ast | Stl | FG% | 3PT% | FT% |
|-------|------|-----|-----|-----|-----|------|------|------|
| 13/13 | 33.8 | 8.6 | 4.0 | 7.6 | 2.1 | .308 | .310 | .857 |

Last Game: Dished out a game-high 9 assists and got two steals while playing just 16 minutes

Notes: Leads the team in assists and in steals with a total of 99 and 28 respectively ... has team's best free throw percentage .857 (18-21)



#4 | Kim Parker
Beeston
Guard | 5-11 | Jr.
Heber City, UT
Wasatch HS

| GP/GS | MPG | Pts | Reb | Ast | Stl | FG% | 3PT% | FT% |
|-------|------|------|-----|-----|-----|------|------|------|
| 13/13 | 30.5 | 10.3 | 3.9 | 2.0 | .9 | .404 | .390 | .741 |

Last Game: Picked up her 3rd straight and 8th double digit outing in points with 14 while dishing out 2 assists, 12 of the points were from 3-point range, played just 17 minutes

Notes: Has made the most 3-pointers on the team with 30 ... ranks first in 3-point field goal percentage .390 (30-77)



#11 | Xojian Harry
Guard | 5-11 | So.
Bountiful, UT
Woods Cross HS

| GP/GS | MPG | Pts | Reb | Ast | Stl | FG% | 3PT% | FT% |
|-------|------|-----|-----|-----|-----|------|------|------|
| 13/5 | 16.6 | 3.8 | 1.6 | 0.6 | 0.5 | .365 | .263 | .636 |

Last Game: Grabbed career highs in rebounds with 6 and in assists with 3

Notes: Averages 16.6 minutes of playing time ... has 3rd most blocks on the team with 5



#5 | Jennifer Hamson
Center | 6-7 | Jr.
London, UT
Pleasant Grove HS

| GP/GS | MPG | Pts | Reb | Ast | Stl | FG% | 3PT% | FT% |
|-------|------|------|-----|-----|-----|------|------|------|
| 6/5 | 24.8 | 13.5 | 8.8 | 0.7 | 0.7 | .556 | .000 | .611 |

Last Game: Scored 13 points picking up her 4th straight and fifth overall double figure outing in points while grabbing a game-high 9 rebounds along with 2 blocks and 2 steal

Notes: Has scored in double figures in 4 of the 5 games she's played in ... has most blocks on the team with 18 ... has 2nd best field goal percentage at .556 (35-63)



#45 | Keilani Unga
Forward | 6-2 | Sr.
Warrenville, IL
Weaton Warrenville HS

| GP/GS | MPG | Pts | Reb | Ast | Stl | FG% | 3PT% | FT% |
|-------|------|-----|-----|-----|-----|------|------|------|
| 13/13 | 25.3 | 5.8 | 4.1 | 1.2 | 0.7 | .432 | .000 | .579 |

Last Game: Tallied 4 points, grabbed 3 rebounds while getting 1 block and 1 steal

Notes: Selected team co-captain ... ranks 4th in rebounding with a 4.1 average ... has 3rd most assists with 16 ... in 2009-10 ranked fifth in total assists with 36

OFF THE BYU BENCH

| No. | Name | Pos. | Ht. | Yr. | Pts. | Reb. | Hometown (Previous School) | Notes |
|-----|----------------------|------|------|-----|------|------|-----------------------------------|--|
| 2 | Stephanie Rovetti | G | 5-6 | So. | 2.4 | 0.9 | Reno, NV (Reno HS) | Suffered season ending injury to left knee |
| 3 | Ashley Garfield | G | 5-11 | So. | 4.2 | 5.1 | Morgan, UT (Morgan HS) | Ranks 3rd in rebound average 4.8 |
| 12 | Stephanie V. Seaborn | G/F | 6-0 | Jr. | 5.2 | 2.8 | Airdrie, Alb.CAN (Bert Church HS) | Averages 17.5 minutes of playing time |
| 15 | Kylie Maeda | G | 5-5 | Fr. | 1.5 | 0.9 | Honolulu, HI (Iolani HS) | Plays in all games, averaging 10.5 min. |
| 21 | Lexi Eaton | G | 5-10 | So. | 15.6 | 4.0 | Mapleton, UT (Springville HS) | Season-ending ACL to right knee vs. USU |
| 30 | Kylie Brown | G | 5-7 | So. | 0.0 | 0.3 | Grangeville, ID (Grangeville HS) | Played in 5 games, last vs. West. N.M. |
| 41 | Morgan Bailey | F | 6-2 | So. | 9.1 | 6.1 | Orem, UT (Timpanogos HS) | 2nd in rebounds 5.5, plays in all games |
| 01 | Carly Stratton | G | 5-7 | Fr. | 0.0 | 0.0 | St. George, UT (Hurricane HS) | Played in 4 games, last vs. West. N.M. |
| 50 | Brooke Romney | F | 6-1 | Fr. | 0.0 | 0.0 | Dallas, TX (Woodrow Wilson/ASFM) | Played in 4 games, last vs. West. N.M. |

UNIVERSITY INFORMATION

Location Provo, Utah 84602
 Elevation. 4,553 feet
 Enrollment 33,278
 Founded. October 15, 1875
 Owned LDS Church
 Nickname Cougars
 Mascot. Cosmo the Cougar
 Colors Dark blue and white
 Conference West Coast Conference
 Arena Marriott Center (20,900)
 BYU President Cecil O. Samuelson (Utah, 1970)
 Athletic Director Tom Holmoe (BYU, 1983)
 Head Coach. Jeff Judkins (Utah, 1978)
 Office Phone 801-422-8035
 Assist. Coaches Chris Boettcher (BYU, 1994)
 Melinda Bendall (BYU, 2007)
 Ray Stewart (UJU, 2000)
 Judkins Record at BYU 240-119
 2011-12 Record 26-7
 2011-12 WCC Record 12-4, T2nd
 2011-12 NCAA First Round
 2011-12 Final Ranking n/a
 Starters Returning/Lost 3/2
 Letterwinners Returning/Lost 10/4
 Newcomers 4

RETURNING STARTERS (3)

| | | | |
|--------------------|-----|----------|---------|
| Kim Parker Beeston | Jr. | 9.5 ppg | 3.1 rpg |
| Lexi Eaton | So. | 10.5 ppg | 3.1 rpg |
| Haley Steed | GS. | 8.8 ppg | 4.8 rpg |

STARTERS LOST (2)

| | | | |
|---------------|-----|---------|---------|
| Dani Peterson | Sr. | 4.0 ppg | 3.1 rpg |
| Kristen Riley | Sr. | 8.9 ppg | 5.4 rpg |

RETURNING LETTERWINNERS (10)

| | | | |
|---------------------------|-----|----------|----------|
| Morgan Bailey | So. | 1.8 ppg | 1.4 rpg |
| Kim Parker Beeston | Jr. | 9.5 ppg | 3.1 rpg |
| Lexi Eaton | So. | 10.5 ppg | 3.1 rpg |
| Ashley Garfield | So. | 2.0 ppg | 1.0 rpg |
| Jennifer Hamson | Jr. | 9.5 ppg | 5.7 rpg |
| Xojian Harry | So. | 2.3 ppg | 0.6 rpg |
| Stephanie Rovetti | So. | 2.4 ppg | 0.4 rpg |
| Stephanie Vermunt Seaborn | Jr. | 6.5 ppg | 2.2 rpg |
| Haley Steed | GS. | 8.8 ppg | 4.8 rpg |
| Keilani Unga | Sr. | 4.4 ppg | 2.2 rpg* |

* Stats are from the 2009-10 season

LETTERWINNERS LOST (4)

| | | |
|-------------------|---------|---------|
| Alexis Kaufusi | 1.3 ppg | 1.1 rpg |
| Mackenzie Nielson | 1.8 ppg | 1.4 rpg |
| Dani Peterson | 4.0 ppg | 3.1 rpg |
| Kristen Riley | 8.9 ppg | 5.4 rpg |

NEWCOMERS (4)

| | | |
|------------------|----------|---|
| Kristine Fuller | 5-11 Fr. | G |
| Kylie Maeda | 5-5 Fr. | G |
| Makenzi Morrison | 5-8 Fr. | G |
| Micaelee Orton | 6-2 Fr. | F |

2012 -13 BYU BASKETBALL ROSTER

2012-13 NUMERICAL ROSTER

| No. | Name | Pos. | Ht. | Cl. | Exp. | Hometown (Previous School) |
|-----|---------------------------|------|------|-----|------|---|
| 1 | Carley Stratton* | G | 5-7 | FR | HS | St. George, Utah (Hurricane HS) |
| 2 | Stephanie Rovetti+ | G | 5-6 | SO | 1V | Reno, Nev. (Reno HS) |
| 3 | Ashley Garfield | G | 5-11 | SO | 1V | Morgan, Utah (Morgan HS) |
| 4 | Kim Parker Beeston | G | 5-11 | JR | 2V | Heber City, Utah (Wasatch HS) |
| 5 | Jennifer Hamson | C | 6-7 | JR | 2V | London, Utah (Pleasant Grove HS) |
| 11 | Xojian Harry | G | 5-11 | SO | 1V | Bountiful, Utah (Viewmont/Woods Cross HS) |
| 12 | Stephanie Vermunt Seaborn | G/F | 6-0 | JR | 2V | Airdrie, Alberta, Canada (Bert Church HS) |
| 15 | Kylie Maeda | G | 5-5 | FR | HS | Honolulu, Hawai'i (Iolani HS) |
| 21 | Lexi Eaton+ | G/F | 5-10 | SO | 1V | Mapleton, Utah (Springville HS) |
| 22 | Kristine Fuller# | G | 5-11 | FR | HS | Crystal Beach, Fla. (Palm Harbor University HS) |
| 23 | Makenzi Morrison# | G | 5-8 | FR | HS | Draper, Utah (Alta HS) |
| 30 | Kylie Brown* | G | 5-7 | SO | 1V | Grangeville, Idaho (Grangeville HS) |
| 33 | Haley Steed | G | 5-4 | GS | 4V | Syracuse, Utah (Clearfield HS) |
| 34 | Micaelee Orton# | F | 6-2 | FR | HS | Kearns, Utah (Kearns HS) |
| 41 | Morgan Bailey | F | 6-2 | SO | 1V | Orem, Utah (Timpanogos HS) |
| 45 | Keilani Unga | F | 6-2 | SR | 3V | Warrenville, Ill. (Weaton Warrenville HS) |
| 50 | Brooke Romney* | F | 6-1 | FR | HS | Dallas, Texas (Woodrow Wilson/ASFM HS) |

- + Suffered season-ending cartilage injury to left knee in practice
- + Suffered season-ending ACL injury to right knee in the home game vs. Utah State
- # Will redshirt the 2012-13 season
- * Denotes walk-on for 2012-13 season

Head Coach: Jeff Judkins (Utah 1978) – 12th Season

Assistant Coaches: Chris Boettcher, Melinda Bendall, Ray Stewart

Director of Basketball Operations: Wendy Anae

Athletic Trainer: Jaime Carpenter

PRONUNCIATION GUIDE

- No. 11 Xojian Harry (Zoh-Zohn)
- No. 15 Kylie Maeda (Mah-eh-dah)
- No. 34 Micaelee Orton (Mah-kay-lee)
- No. 45 Keilani Unga (Kay-law-nee Oon-gah)

Co-Team Captains

Graduate student Haley Steed and senior Keilani Unga have been chosen by their teammates as co-captains for the 2012-13 season. This is Steed's fifth straight co-captain selection.

Player Injury Report

- Sophomore guard Lexi Eaton suffered a season-ending ACL injury to her right knee during the home game vs. Utah State. She will not return to play this year. Eaton had scored in double figures in the first eight games of the season.
- Sophomore guard Stephanie Rovetti suffered a cartilage injury to her left knee in a team practice. She will not be able to play this season.

| 2012-13 BYU Starting Lineup | |
|---------------------------------------|--------|
| Starters | Record |
| Beeston, Eaton, Steed, Bailey, Unga | 3-2 |
| Beeston, Eaton, Steed, Garfield, Unga | 0-1 |
| Beeston, Eaton, Steed, Hamson, Unga | 1-0 |
| Beeston, Eaton, Steed, Seaborn, Unga | 0-1 |
| Beeston, Harry, Steed, Bailey, Unga | 1-0 |
| Beeston, Harry, Steed, Hamson, Unga* | 4-0 |

*Indicates most recent starting lineup

BYU Capsule

BYU women's basketball (9-4) prepares to compete for a first ever West Coast Conference regular season title as the 2013 WCC campaign begins this week. The Cougars finished their nonconference schedule riding a six-game win streak. They open up WCC play hosting the University of San Francisco this Saturday at 2 p.m., in a game that can be seen live on BYUtv. BYU was selected to finish first in conference play as voted by the league's coaches. Last year the Cougars finished second with a 12-4 record, winning their first WCC championship and representing the league as the automatic qualifier in the NCAA tournament.

BYU has outrebounded its opponents in eight of the games played, including the last six. In all but two contests (at Boston College and at Washington State) the Cougars dished out more assists than their opponents. BYU has enjoyed a halftime lead in all but two games to date (vs. Seattle and at Washington State). Entering WCC action, the BYU bench has outscored the opponent's bench 250 to 162. When comparing points in the paint, the Cougars have scored 362 points to 300 from opponents.

- Head coach: Jeff Judkins (Utah, '78), enters his 12th season
- Team's leading scorer: #5 Jennifer Hamson, 13.5 ppg
- Team's leading rebounder: #5 Hamson, 8.8 rpg
- Team's assist leader: #33 Haley Steed, 7.6 apg
- Team's steals leader: #33 Steed, 2.2 spg

SAN FRANCISCO Capsule

San Francisco enters the first week of WCC action with a 7-6 record. They host Saint Mary's on Thursday before making the trip to Provo for Saturday's game. The Dons have lost their last two games to Fresno State and to Pacific. During the year they've picked up wins over the University of Hawai'i, UC Davis, Boise State, UTSA, San Jose State and Cal Poly. When playing on the road, USF is 2-4 to date.

- Head coach: Jennifer Azzi is in her second year with USF
- Team's leading scorer: #45 Mel Khlok, 16.8 ppg
- Team's leading rebounder: #32 Taylor Proctor, 7.0 rpg
- Team's assists leader: #45 Khlok, 3.0 apg
- Team's steals leader: #45 Khlok, 2.6 spg

Series History

BYU leads the series 7-1

Last Meeting

BYU and USF played twice during the 2012 WCC race with each team winning on the road.

The Cougars beat the Dons 76-67 in San Francisco on Jan. 7, 2012 with three players scoring in double figures. Kristen Riley led the way with 19 followed by 13 from Haley Steed and 11 from Lexi Eaton. Steed shot 5-for-6 from the field and 3-for-4 from behind the arc. BYU outrebounded the Dons 41 to 33.

In the second meeting it was USF who came into the Marriott Center on Feb. 16 to defeat the Cougars 71-64. It was the first and only conference loss at home for BYU last year. At the time of the matchup, the Cougars were ranked No. 23 nationally. It was the Dons first win over a ranked opponent since 1996. For BYU, Riley recorded her eighth season double-double with 16 points and 11 rebounds. Steed had 15 points and Eaton contributed 12.

The Dons shot 37.9 percent from the field to best the Cougars, who shot 31.6 percent. San Francisco also won from behind the arc, shooting 18.1 from 3-point while holding BYU to 10 percent. Despite falling behind in shooting, BYU outrebounded USF, 51-39.

USA TODAY/ESPN Top 25 Coaches Poll Jan. 1, 2013

| Rank | School (Record) |
|------|-----------------------|
| 1. | Connecticut (12-0) |
| 2. | Baylor (10-1) |
| 3. | Stanford (11-1) |
| 4. | Duke (11-0) |
| 5. | Notre Dame (11-1) |
| 6. | Kentucky (12-1) |
| 7. | California (10-1) |
| 8. | Maryland (10-2) |
| 9. | Penn State (10-2) |
| 10. | Louisville (12-2) |
| 11. | Georgia (12-1) |
| 12. | Oklahoma State (11-0) |
| 13. | Tennessee (9-3) |
| 14. | Purdue (11-2) |
| 15. | South Carolina (12-1) |
| 16. | Oklahoma (10-2) |
| 17. | UCLA (9-2) |
| 18. | Dayton (12-1) |
| 19. | Nebraska (10-3) |
| 20. | Kansas (9-2) |
| 21. | Florida State (11-1) |
| 22. | Texas A&M (9-4) |
| 23. | North Carolina (13-1) |
| 24. | Ohio State (10-3) |
| 25. | Colorado (11-0) |

Receiving Votes: Gonzaga* (1)

* Denotes BYU Opponent

Poll Watching

Last year the Cougars began receiving votes in December and were ranked as high as No. 23 in February.

2012-13 NCAA Ranking Summary - (12/30/12)

| Category - Team | Rank |
|----------------------------------|-------|
| Assists Per Game | 21stT |
| Assist Turnover Ratio | 22nd |
| Category - Player | |
| Assists Per Game - H. Steed | 3rd |
| Assist Turnover Ratio - H. Steed | 19th |

BYU RECORDS

2012-13 BYU Records When...

| | |
|--|-----|
| BYU leads at the half | 8-3 |
| Opponent leads at the half | 1-1 |
| Score is tied at the half | 0-0 |
| Games goes into overtime | 0-1 |
| BYU shoots 50% or better | 1-0 |
| Opponent shoots 50% or better | 1-1 |
| BYU makes five or more 3-pointers | 7-2 |
| Opponent makes five or more 3-pointers | 2-3 |
| BYU outrebounds opponent | 7-2 |
| Opponent outrebounds BYU | 2-2 |
| Rebounds are equal | 0-0 |
| BYU has 16 and under turnovers | 5-3 |
| Opponent has 16 and uner turnovers | 4-3 |
| BYU has 17-20 turnovers | 3-0 |
| Opponent has 17-20 turnovers | 3-1 |
| BYU has more than 20 turnovers | 1-1 |
| Opponent has more than 20 turnovers | 2-0 |
| BYU dishes out more assists | 9-2 |
| Opponent dishes out more assists | 0-2 |
| BYU has more blocks | 7-2 |
| Opponent has more blocks | 0-2 |
| BYU records more steals | 3-2 |
| Opponent records more steals | 3-3 |
| In November | 3-4 |
| In December | 6-0 |
| In January | 0-0 |
| In February | 0-0 |
| In March | 0-0 |
| In April | 0-0 |
| Last five games | 5-0 |
| Longest win streak | 6-0 |
| Playing on Monday | 0-0 |
| Playing on Tuesday | 4-0 |
| Playing on Wednesday | 0-1 |
| Playing on Thursday | 1-1 |
| Playing on Friday | 1-1 |
| Playing on Saturday | 3-1 |
| Facing ranked opponents | 0-0 |
| Facing unranked opponents | 0-0 |

2012-13 BYU TEAM HIGHS

| | |
|----------------------------------|--------------------------------|
| POINTS | FG PERCENTAGE |
| (81).....vs. Utah St. (12/4) | (.600).....vs. Seattle (12/20) |
| REBOUNDS | 3-PT FG PERCENTAGE |
| (49)..... vs. West. N.M. (12/29) | (.467).....vs. UCSB (12/18) |
| 3-POINTERS | FT PERCENTAGE |
| (13).....vs. Utah St. (12/4) | (.857).....at Arizona (11/20) |
| ASSISTS | |
| (25).....vs. Utah St. (12/4) | |
| BLOCKS | |
| (8)..... vs. Tulsa (12/15) | |
| STEALS | |
| (12).....vs. Weber St. (11/9) | |

2012-13 BYU INDIVIDUAL HIGHS

| | |
|--|--|
| POINTS | |
| (24).....L. Eaton vs. Web. St. (11/9) | |
| (23).....J. Hamson at Arizona (11/20) | |
| (22), 1 more, last.....H. Steed at Utah (12/8) | |
| (19).....K. Beeston at Harvard (11/16) | |
| (19).....L. Eaton at Dartmouth (11/13) | |
| (18).....L. Eaton vs. Creighton (11/28) | |
| (18).....H. Steed vs. Seattle (12/20) | |
| REBOUNDS | |
| (16).....A. Garfield vs. Utah St. (12/4) | |
| (14).....J. Hamson at Arizona (11/20) | |
| (12).....J. Hamson vs. Tulsa (12/15) | |
| (10).....M. Bailey at Dartmouth (11/13) | |
| (9).....J. Hamson vs. West. N.M. (12/29) | |
| (9).....M. Bailey vs. Utah St. (12/4) | |
| (9).....L. Eaton vs. Creighton (11/28) | |
| (9).....K.Unga at Boston College (11/15) | |
| (8).....J. Hamson vs. UCSB (12/18) | |
| (8).....M. Bailey at Utah (12/8) | |
| (8).....K. Beeston at WashingtonSt. (11/24) | |
| (7).....M. Bailey vs. Web. St. (11/9) | |
| (7).....K. Beeston vs. Web.St. (11/9) | |
| (6).....S. Seaborn vs. Web.St. (11/9) | |
| (6).....H. Steed at Utah (12/8) | |
| 3-POINTERS | |
| (6).....H. Steed vs. Utah St. (12/4) | |
| (5).....K. Beeston at Harvard (11/16) | |
| (4).....K. Beeston vs. West.N.M. (12/29) | |
| (3), 2 more, last.....K. Beeston vs. Creighton (11/28) | |
| (3), 2 more, last.....H. Steed vs. Seattle (12/20) | |
| ASSISTS | |
| (12), 1 more, last.....H. Steed vs. Utah St. (12/4) | |
| (11).....H. Steed vs. UCSB (12/18) | |
| (9), 1 more, last.....H.Steed v.WNM(12/29) | |
| (8), 1 more, last.....H. Steed at AZ (11/20) | |
| (7).....H. Steed vs. Seattle (12/20) | |
| BLOCKS | |
| (5), 1 more, last.....J. Hamson vs. Tulsa (12/15) | |
| STEALS | |
| (5).....H. Steed vs. Seattle (12/20) | |
| (4), 1 more, last.....H. Steed at Arizona (11/20) | |
| (4).....K. Maeda vs. Web. St. (11/9) | |
| (3).....K. Beeston at Arizona (11/20) | |
| (3).....X. Harry vs. Creighton (11/28) | |
| (3).....K. Unga at Dartmouth (11/13) | |

TRACKING RECORDS (as of 1/1/13)

CAREER

Assists

1. Haley Steed - 658 (2006-present)
2. Valerie Cravens - 613 (1980-84)

Steals

- 1T. Valerie Cravens - 323 (1980-84)
- 1T. Kathy Denton - 323 (1981-1985)
3. Thais Kidd - 273 (1991-95)
4. Haley Steed - 248 (2006-present)

3-pointers

1. Erin Thorn - 391 (1999-03)
2. Mallary Gillespie Carling - 294 (2004-08)
3. Haley Steed - 212 (2006-present)

Blocks

1. Tresa Spaulding Hamson -494 (1983-87)
2. Debbie Dimond - 199 (1991-95)
3. Jennifer Hamson - 139 (2010-present)

1,000-Point Club

2. Tresa Spaulding Hamson - 2,309 (1983-87)
17. Danielle Cheesman - 1,159 (2001-05)
18. Behka Stafford - 1,123 (1992-96)
19. Haley Steed - 1,044 (2006-present)

WEST COAST CONFERENCE INFO**Current WCC Standings - 1/2/13**

| Place | Team | Conference | Overall |
|-------|------------------|------------|---------|
| 1. | Gonzaga | 0-0 | 10-4 |
| 2. | BYU | 0-0 | 9-4 |
| 3. | San Diego | 0-0 | 8-4 |
| 4. | Saint Mary's | 0-0 | 8-4 |
| 5. | Santa Clara | 0-0 | 8-5 |
| 6. | San Francisco | 0-0 | 7-6 |
| 7. | Loyola Marymount | 0-0 | 6-7 |
| 8. | Portland | 0-0 | 5-8 |
| 9. | Pepperdine | 0-0 | 3-8 |

2012-13 WCC Team Stats - 12/26/12

| Team Stats | All | Conf |
|-----------------------|-----|------|
| Scoring Offense | 7th | |
| Scoring Defense | 3rd | |
| Scoring Margin | 3rd | |
| Free Throw % | 3rd | |
| Field Goal % | 3rd | |
| Field Goal % Defense | 3rd | |
| 3-Point FG % | 4th | |
| 3-Point FG % Defense | 7th | |
| Rebounding Offense | 7th | |
| Rebounding Defense | 3rd | |
| Rebounding Margin | 5th | |
| Blocked Shots | 3rd | |
| Assists | 2nd | |
| Steals | 8th | |
| Assist/Turnover Ratio | 1st | |
| Offensive Rebounds | 9th | |
| Defensive Rebounds | 4th | |
| Defensive Reb. % | 1st | |
| Offensive Reb. % | 9th | |
| 3-Point FG Made | 1st | |

2012-13 WCC Ind. Stats - 12/26/12

| Ind. Overall Stats | Player/Place |
|-------------------------------|---------------|
| Scoring | Beeston/14thT |
| | Steed/19th |
| | Bailey/20th |
| Rebounding | Bailey/13th |
| | Garfield/20th |
| Field Goal Percentage | Bailey/2nd |
| Assists | Steed/1st |
| Steals | Steed/10thT |
| 3-Point Field Goal Percentage | Beeston/8th |
| | Steed/13th |
| 3-Point Field Goals Made | Beeston/4th |
| | Steed/6th |
| Blocked Shots | Bailey/9thT |
| Assist/Turnover Ratio | Steed/2nd |
| Defensive Rebounds | Bailey/10th |

2012-13 WCC PRESEASON POLL**Preseason Coaches' Poll**

| Place | Team | Points |
|-------|-------------------------|--------|
| 1. | Brigham Young Univ. (5) | 61 |
| 2. | Gonzaga (4) | 60 |
| 3. | Saint Mary's | 48 |
| 4. | Univ. of San Diego | 36 |
| 5. | Pepperdine | 33 |
| 6. | Santa Clara | 27 |
| 7. | Loyola Marymount | 25 |
| 8. | Portland | 24 |
| 9. | San Francisco | 10 |

Preseason All-WCC Team

| Player (Yr.) | School | Pos. |
|-------------------------|--------|------|
| Alex Cowling (Sr.) | LMU | G/F |
| Lexi Eaton (So.) | BYU | G |
| Megan Fulps (Sr.) | SCU | G |
| Jennifer Hamson (Jr.) | BYU | C |
| Amy Kame (Jr.) | SD | G |
| Taelor Karr (Sr.) | GON | G |
| Danielle Maulding (Jr.) | SMC | F |
| Jackie Nared (Jr.) | SMC | G |
| Haiden Palmer (Jr.) | GON | G |
| Haley Steed (Gr.) | BYU | G |

HEAD COACH JEFF JUDKINS

Overall Record: 240-119/11

2012-13: 9-4

2011-12: 26-7, 12-4/T2nd



Career Achievements

- Six 20-plus win seasons – most wins (26) twice in 2005-06 and in 2011-12
- Five NCAA Tournament appearances - best finish, Sweet Sixteen 2001-02, most recent 2012 First Round
- Three WNIT postseason tournament appearances – best finish, Quarterfinal Round (Elite Eight) 2010-11
- Three conference coach of the year awards – 2010-11, 2006-07, 2005-06 - MWC
- Two conference regular season titles – MWC (2005-06 and 2006-07)
- Two conference tournament crowns – MWC (2001-02); WCC (2011-12)
- Coached three All-Americans – Erin Thorn, Ambrosia Anderson, Kristen Riley
- Coached three conference players of the year – Ambrosia Anderson, Dani Kubik Wright, Kristen Riley
- Coached one conference defensive player of the year –Mindy Bonham
- Coached two conference sixth player of the year – Coriann Fraughton, Kristen Riley
- Became BYU's women's basketball all-time winningest coach with his 220th career win when the Cougars defeated Pepperdine, 80-56 on Jan. 12, 2012

Coaching Experience

- Assistant Coach (men) – University of Utah (1989-99)
- Assistant Coach (women)– BYU (2000-01)

Playing Career

- NBA with Boston Celtics, Portland Trailblazers, Detroit Pistons, Utah Jazz – Drafted in the second round by the Boston Celtics in 1978, the same year the Celtics selected Larry Bird with the sixth pick overall
- University of Utah – 1974-78 leading Utah to one conference championship and two berths in the NCAA tournament
- While at Utah was a second team Academic All-American, a three-time District VII academic selection and a three-time First Team All-WAC honoree
- Member of the 1977 United States World Games team that captured the gold medal

Education

University of Utah - Physical and Health Education bachelor's degree, 1978

Personal

- Married to Mary Kay
- Has five children and four grandchildren

| Judkins Coaching Record | | | |
|-------------------------|---------|----------------|--------------------|
| School | Yrs. | Rec. | Postseason |
| BYU | 2001-02 | 24-9 | NCAA Sweet 16 |
| BYU | 2002-03 | 19-12 | NCAA 1st Round |
| BYU | 2003-04 | 15-14 | DNC |
| BYU | 2004-05 | 19-11 | WNIT 1st Round |
| BYU | 2005-06 | 26-6 | NCAA 2nd Round |
| BYU | 2006-07 | 23-10 | NCAA 1st Round |
| BYU | 2007-08 | 13-16 | DNC |
| BYU | 2008-09 | 18-11 | DNC |
| BYU | 2009-10 | 23-10 | WNIT Quarterfinals |
| BYU | 2010-11 | 25-9 | WNIT Third Round |
| BYU | 2011-12 | 26-7 | NCAA 1st Round |
| Record: | | 231-115 (.668) | |

**2 — STEPHANIE ROVETTI**

5-6 • SOPHOMORE • GUARD • RENO, NEVADA (RENO HS)

In 2012-13

- Suffered season-ending cartilage injury to left knee in practice

In 2011-12

- Played in 31 of the 33 total games
- Averaged 7.5 minutes of playing time
- Posted season highs of 12 points, 6 rebounds, 4 assists and 4 steals
- Averaged 2.4 points per game
- Shot 45 percent from the field and 76 percent from the free throw line
- Recorded her first ever double figure game with 12 points at Tulsa on 11/14/11

2011-12 SEASON HIGHS

| | |
|-----|---------------------------------------|
| PTS | 12, at Tulsa – 11/11/11 |
| REB | 6, at BYU-H – 11/29/11 |
| AST | 4, vs. SUU – 12/8/11 |
| STL | 4, vs. SUU – 12/8/11 |
| BLK | — |
| FGM | 4, at Seattle U – 1/25/12 |
| FGA | 4, three, last at Seattle U - 1/25/12 |
| 3PM | — |
| 3PA | 1, three, last vs. Portland – 1/21/12 |
| FTM | 8, twice, last vs. SUU – 12/8/11 |
| FTA | 10, at Tulsa – 11/11/11 |

In 2010-11

- Redshirt

Personal

- Parents are David and Diana
- Has one brother and three sisters
- Sister Morgan played on the BYU Rugby Team and the U-20 Women's National Rugby Team
- Majoring in dietetics

CAREER HIGHS

| | |
|-----|---------------------------------------|
| PTS | 12, at Tulsa – 11/11/11 |
| REB | 6, at BYU-H – 11/29/11 |
| AST | 4, vs. SUU – 12/8/11 |
| STL | 4, vs. SUU – 12/8/11 |
| BLK | — |
| FGM | 4, at Seattle U – 1/25/12 |
| FGA | 4, three, last at Seattle U - 1/25/12 |
| 3PM | — |
| 3PA | 1, three, last vs. Portland – 1/21/12 |
| FTM | 8, twice, last vs. SUU – 12/8/11 |
| FTA | 10, at Tulsa – 11/11/11 |

MISCELLANEOUS

| | 11-12 | Career |
|-------------------|-------|--------|
| Double-Figure PTS | 1 | 1 |
| 10-plus Pts | 1 | 1 |
| Double-Doubles | 0 | 0 |
| 3-plus AST | 4 | 4 |
| 3-plus STL | 3 | 3 |
| 3-plus 3-point FG | 0 | 0 |
| Scoring Leader | 0 | 0 |
| Rebound Leader | 0 | 0 |
| Assist Leader | 0 | 0 |

ROVETTI CAREER STATISTICS (ALL GAMES)

| Year | GP | GS | Min | Avg | FG | FGA | Pct | 3FG | FGA | Pct | FT | FTA | Pct | Off | Def | TR | Avg | PF | FO | A | TO | Blk | Stl | Pts | Avg |
|--------------|-----------|----------|------------|------------|-----------|-----------|-------------|----------|----------|-------------|-----------|-----------|-------------|----------|-----------|-----------|------------|-----------|----------|-----------|-----------|----------|-----------|-----------|------------|
| 2011-12 | 31 | 0 | 233 | 7.5 | 17 | 38 | .447 | 0 | 3 | .000 | 41 | 54 | .759 | 9 | 20 | 29 | 0.9 | 28 | 0 | 28 | 35 | 1 | 19 | 75 | 2.4 |
| TOTAL | 31 | 0 | 233 | 7.5 | 17 | 38 | .447 | 0 | 3 | .000 | 41 | 54 | .759 | 9 | 20 | 29 | 0.9 | 28 | 0 | 28 | 35 | 1 | 19 | 75 | 2.4 |

ROVETTI CAREER STATISTICS (CONFERENCE GAMES)

| Year | GP | GS | Min | Avg | FG | FGA | Pct | 3FG | FGA | Pct | FT | FTA | Pct | Off | Def | TR | Avg | PF | FO | A | TO | Blk | Stl | Pts | Avg |
|--------------|-----------|----------|-----------|------------|----------|-----------|-------------|----------|----------|-------------|----------|-----------|-------------|----------|----------|----------|------------|-----------|----------|----------|-----------|----------|----------|-----------|------------|
| 2011-12 | 15 | 0 | 80 | 5.3 | 7 | 14 | .500 | 0 | 1 | .000 | 7 | 11 | .636 | 2 | 4 | 6 | 0.4 | 13 | 0 | 8 | 11 | 1 | 4 | 21 | 1.4 |
| TOTAL | 15 | 0 | 80 | 5.3 | 7 | 14 | .500 | 0 | 1 | .000 | 7 | 11 | .636 | 2 | 4 | 6 | 0.4 | 13 | 0 | 8 | 11 | 1 | 4 | 21 | 1.4 |

3 — ASHLEY GARFIELD

5-11 • SOPHOMORE • GUARD • MORGAN, UTAH (MORGAN HS)



In 2012-13

- Tallied season bests in points with 12 vs. Tulsa recording her first career double figure game in points
- Grabbed career highs in rebounds with 16 vs. Utah State and in points with 9 ... the boards were game highs
- Scored 8 points at Washington State while grabbing 3 rebounds, 2 assists and 1 steal in 19 minutes of playing time ... the assists were also season highs
- Started in her first college game at Harvard grabbing 4 rebounds, 2 points, 2 assists and 1 block
- Came off the bench for 4 minutes scoring 2 points at Boston College
- Played 11 minutes while scoring 2 points vs. Weber St.

2012-13 SEASON HIGHS

| | |
|-----|---|
| PTS | 12, vs. Tulsa – 12/15/12 |
| REB | 16, vs. Utah State – 12/4/12 |
| AST | 2, three, last vs. West N.M. – 12/29/12 |
| STL | 2, vs. Tulsa – 12/15/12 |
| BLK | 1, vs. Western N.M. – 12/29/12 |
| FGM | 4, vs. Tulsa – 12/15/12 |
| FGA | 8, at Washington State – 11/24/12 |
| 3PM | 1, vs. Western N.M. – 12/29/12 |
| 3PA | 1, vs. Weber St. – 11/9/12 |
| FTM | 7, vs. Utah State – 12/4/12 |
| FTA | 8, vs. Utah State – 12/4/12 |

In 2011-12

- Played in 27 of the 33 total games
- Averaged 5.9 minutes of playing time
- Posted season highs of 8 points, 4 rebounds, 4 assists and 2 steals
- Averaged 2.0 points and 1.0 rebounds per game
- Shot 44 percent from the field, 45 percent from 3-point range and 73 percent from the free throw line
- Saw five minutes of action in her first collegiate game at Tulsa on 11/14/11

Personal

- Parents are Doug and Kathy
- Has one brother and one sisters
- Majoring in health education

CAREER HIGHS

| | |
|-----|--|
| PTS | 12, vs. Tulsa – 12/15/12 |
| REB | 16, vs. Utah State – 12/4/12 |
| AST | 4, vs. SUU – 12/8/11 |
| STL | 2, three, last vs. Tulsa – 12/15/12 |
| BLK | 1, three, last vs. Santa Clara – 2/23/12 |
| FGM | 4, vs. Tulsa – 12/15/12 |
| FGA | 8, at Washington State – 11/24/12 |
| 3PM | 1, four, last vs. San Diego – 3/3/12 |
| 3PA | 1, nine, last vs. San Diego – 3/3/12 |
| FTM | 7, vs. Utah State – 12/4/12 |
| FTA | 8, vs. Utah State – 12/4/12 |

MISCELLANEOUS

| | 12-13 | Career |
|-------------------|-------|--------|
| Double-Figure PTS | 1 | 1 |
| 10-plus Pts | 1 | 1 |
| Double-Doubles | 0 | 0 |
| 3-plus AST | 0 | 2 |
| 3-plus STL | 0 | 3 |
| 3-plus 3-point FG | 0 | 0 |
| Scoring Leader | 0 | 0 |
| Rebound Leader | 1 | 1 |
| Assist Leader | 0 | 0 |

GARFIELD CAREER STATISTICS (ALL GAMES)

| Year | GP | GS | Min | Avg | FG | FGA | Pct | 3FG | FGA | Pct | FT | FTA | Pct | Off | Def | TR | Avg | PF | FO | A | TO | Blk | Stl | Pts | Avg |
|--------------|----|----|-----|------|----|-----|------|-----|-----|------|----|-----|------|-----|-----|----|-----|----|----|----|----|-----|-----|-----|-----|
| 2011-12 | 27 | 0 | 160 | 5.9 | 14 | 32 | .438 | 4 | 9 | .444 | 22 | 30 | .733 | 9 | 18 | 27 | 1.0 | 9 | 0 | 18 | 12 | 3 | 7 | 54 | 2.0 |
| 2012-13 | 13 | 1 | 179 | 13.8 | 16 | 41 | .390 | 1 | 6 | .167 | 22 | 27 | .815 | 19 | 43 | 62 | 4.8 | 13 | 0 | 12 | 14 | 2 | 6 | 55 | 4.2 |
| TOTAL | | | | | | | | | | | | | | | | | | | | | | | | | |

GARFIELD CAREER STATISTICS (CONFERENCE GAMES)

| Year | GP | GS | Min | Avg | FG | FGA | Pct | 3FG | FGA | Pct | FT | FTA | Pct | Off | Def | TR | Avg | PF | FO | A | TO | Blk | Stl | Pts | Avg |
|--------------|----|----|-----|-----|----|-----|------|-----|-----|------|----|-----|------|-----|-----|----|-----|----|----|---|----|-----|-----|-----|-----|
| 2011-12 | 14 | 0 | 65 | 4.6 | 7 | 14 | .500 | 1 | 3 | .333 | 10 | 14 | .714 | 1 | 8 | 9 | 0.6 | 4 | 0 | 5 | 3 | 2 | 3 | 25 | 1.8 |
| 2012-13 | | | | | | | | | | | | | | | | | | | | | | | | | |
| TOTAL | 14 | 0 | 65 | 4.6 | 7 | 14 | .500 | 1 | 3 | .333 | 10 | 14 | .714 | 1 | 8 | 9 | 0.6 | 4 | 0 | 5 | 3 | 2 | 3 | 25 | 1.8 |



4 — KIM PARKER BEESTON

5-10 • JUNIOR • GUARD • HEBER CITY, UTAH (WASATCH HS)

In 2012-13

- Tallied 14 points in the game vs. Western New Mexico for her 8th double digit outing of the year, 23 points were from 3-point range, also dished out two assists
- In the game vs. Seattle shot .800 (8-10) from the free throw line for most on the year and in her career
- In the game vs. Utah State tied her season-best in assists with 5
- At Washington State led the team in rebounds with 8 for season and career bests in that category
- At Arizona had a season-best 3 steals
- Led all scorers with 19 points marking her third double figure game of the year at Harvard ... 15 of the points were from 3-point range ... the 5 made treys were season highs as were the points ... was also perfect from the free throw line going 4-for-4
- Recorded her first double figure game in points of the year with 13 vs. Weber State on 11/9/12
- Tied team highs in rebounds grabbing 7 vs. Weber State

In 2011-12

- Started all games averaging 27.7 minutes of playing time
- Averaged 9.5 points and 3.1 rebounds per game
- Posted season highs of 25 points, 6 rebounds, 10 assists and 5 steals
- Ranked third on the team in scoring, second in assists and in steals and had team's best free throw percentage .846 (55-65)
- Shot 44 percent from the field, 45 percent from 3-point range and 73 percent from the free throw line
- Named to the WCC All-Academic team
- Garnered two WCC Player of the Week honors
- Recorded double figures in points in 17 games
- In the WCC ranked fourth in assists and in assist/turnover ratio, 15th in blocks and 24th in scoring
- Started her first collegiate game vs. No. 8 Duke on 11/11/11 leading the Cougar team with 14 points, 6 rebounds, 2 assists and 2 steals

Personal

- Parents are Lindsay and Vicki Parker
- Has three sisters and two brothers
- Husband is Spencer Beeston
- Majoring in school health education

2012-13 SEASON HIGHS

| | |
|-----|---|
| PTS | 19, at Harvard – 11/16/12 |
| REB | 8, at Washington State – 11/24/12 |
| AST | 5, twice, last vs. Utah State – 12/4/12 |
| STL | 3, at Arizona – 11/20/12 |
| BLK | 1, vs. Weber State – 11/9/12 |
| FGM | 5, vs. Weber State – 11/9/12 |
| FGA | 11, vs. Weber State – 11/9/12 |
| 3PM | 5, at Harvard – 11/16/12 |
| 3PA | 8, vs. Western N.M. – 12/29/12 |
| FTM | 8, vs. Seattle – 12/20/12 |
| FTA | 10, vs. Seattle – 12/20/12 |

CAREER HIGHS

| | |
|-----|---|
| PTS | 25, vs. Arizona – 12/1/11 |
| REB | 8, at Washington State – 11/24/12 |
| AST | 10, vs. Gonzaga – 3/5/12 |
| STL | 5, vs. St. Mary's – 2/4/12 |
| BLK | 2, four, last vs. San Diego – 3/3/12 |
| FGM | 9, vs. Arizona – 12/1/11 |
| FGA | 16, vs. Portland – 1/21/12 |
| 3PM | 4, twice, last vs. West N.M. – 12/29/12 |
| 3PA | 11, at Utah State – 12/17/11 |
| FTM | 8, vs. Seattle – 12/20/12 |
| FTA | 10, vs. Seattle – 12/20/12 |

MISCELLANEOUS

| | 12-13 | Career |
|-------------------|-------|--------|
| Double-Figure PTS | 7 | 29 |
| 20-plus Pts | 0 | 2 |
| Double-Doubles | 0 | 0 |
| 3-plus AST | 1 | 31 |
| 3-plus STL | 1 | 7 |
| 3-plus 3-point FG | 3 | 10 |
| Scoring Leader | 1 | 6 |
| Rebound Leader | 1 | 1 |
| Assist Leader | 0 | 2 |

BEESTON CAREER STATISTICS (ALL GAMES)

| Year | GP | GS | Min | Avg | FG | FGA | Pct | 3FG | FGA | Pct | FT | FTA | Pct | Off | Def | TR | Avg | PF | FO | A | TO | Blk | Stl | Pts | Avg | |
|--------------|----|----|-----|------|-----|-----|------|-----|-----|------|----|-----|------|-----|-----|-----|-----|----|----|-----|----|-----|-----|-----|------|--|
| 2009-10 | 8 | 0 | 102 | 12.8 | 8 | 19 | .421 | 4 | 11 | .364 | 4 | 7 | .571 | 7 | 11 | 18 | 2.3 | 11 | 0 | 5 | 10 | 1 | 5 | 24 | 3.0 | |
| 2010-11 | 33 | 0 | 508 | 15.4 | 54 | 131 | .412 | 31 | 79 | .392 | 26 | 31 | .839 | 44 | 39 | 83 | 2.5 | 59 | 1 | 49 | 35 | 4 | 24 | 165 | 5.0 | |
| 2011-12 | 33 | 33 | 915 | 27.7 | 108 | 290 | .372 | 43 | 152 | .283 | 55 | 65 | .846 | 33 | 68 | 101 | 3.1 | 56 | 1 | 109 | 62 | 16 | 44 | 314 | 9.5 | |
| 2012-13 | 13 | 13 | 396 | 30.5 | 42 | 104 | .404 | 30 | 77 | .390 | 20 | 27 | .741 | 7 | 44 | 51 | 3.9 | 32 | 1 | 26 | 33 | 3 | 12 | 134 | 10.3 | |
| TOTAL | | | | | | | | | | | | | | | | | | | | | | | | | | |

BEESTON CAREER STATISTICS (CONFERENCE GAMES)

| Year | GP | GS | Min | Avg | FG | FGA | Pct | 3FG | FGA | Pct | FT | FTA | Pct | Off | Def | TR | Avg | PF | FO | A | TO | Blk | Stl | Pts | Avg | |
|--------------|----|----|-----|------|----|-----|------|-----|-----|------|----|-----|------|-----|-----|----|-----|----|----|----|----|-----|-----|-----|-----|--|
| 2009-10 | 0 | 0 | 0 | 0 | 0 | 0 | 0 | 0 | 0 | 0 | 0 | 0 | 0 | 0 | 0 | 0 | 0 | 0 | 0 | 0 | 0 | 0 | 0 | 0 | 0 | |
| 2010-11 | 16 | 0 | 241 | 15.1 | 27 | 55 | .491 | 16 | 35 | .457 | 10 | 11 | .909 | 15 | 15 | 30 | 1.9 | 27 | 0 | 17 | 14 | 2 | 6 | 80 | 5.0 | |
| 2011-12 | 16 | 16 | 452 | 28.3 | 39 | 138 | .283 | 16 | 76 | .211 | 31 | 33 | .939 | 10 | 38 | 48 | 3.0 | 23 | 0 | 49 | 34 | 5 | 23 | 125 | 7.8 | |
| 2012-13 | | | | | | | | | | | | | | | | | | | | | | | | | | |
| TOTAL | 32 | 16 | 693 | 21.7 | 66 | 193 | .342 | 32 | 111 | .288 | 41 | 44 | .932 | 25 | 53 | 78 | 2.4 | 50 | 0 | 66 | 48 | 7 | 29 | 205 | 6.4 | |

5 — JENNIFER HAMSON

6-7 • JUNIOR • CENTER • LINDON, UTAH (PLEASANT GROVE HS)



In 2012-13

- Tallied 13 points for her 5th double figure game in points vs. Western New Mexico while grabbing a game-high 9 rebounds and getting 2 blocks for team bests in that category ... the blocks moved her up to third place all-time in career blocks at BYU with 139 as of 12/29/12
- Recorded game highs in points with 16 vs. UCSB while grabbing a team-high 8 rebounds ... the points are the third double digit outing on the season ... also had a game-high 3 blocks
- Picked up her second double-double of the year and the 5th of her career with 10 points and 12 rebounds in the game vs. Tulsa ... also tied her season high in blocks with 5 ... the boards were team bests
- Played in the road game at Utah grabbing 5 rebounds, scoring 5 points and getting 1 assist, 1 block and 1 steal
- Started in her first game of the season at Arizona recording career bests in points with 23 and in rebounds with 14 while picking up her 4th double-double in her career
- Had 5 blocks for season bests in that category, the blocks propelled her to 4th place all-time in blocks with 126 in the road game against the Wildcats

In 2011-12

- Played in 31 of the 33 total games averaging 17.8 minutes of playing time
- Averaged 9.5 points and 5.7 rebounds per game
- Posted season highs of 21 points, 11 rebounds and 6 blocks
- Ranked third on the team in scoring, second in rebounds and first in blocks
- Had the team's best field goal percentage .579 (114-197)
- Recorded three double doubles on the year and 14 games tallying double digits in points
- Named to the WCC All-Academic team
- Named to the 2012 WCC All-Tournament Team
- In the WCC ranked first in free throw percentage and in blocks, placed 12th in rebounding, 13th in free throw percentage, offensive rebounds and defensive rebounds, ranked 23rd in scoring
- Is a dual sport student-athlete also competing on the women's volleyball team

Personal

- Parents are David and Tresa
- Has two brothers and two sisters
- Mother is the former BYU All-American Tresa Spaulding, who holds numerous school records in basketball
- Majoring in exercise science

2012-13 SEASON HIGHS

| | |
|-----|-------------------------------------|
| PTS | 23, at Arizona – 11/20/12 |
| REB | 14, at Arizona – 11/20/12 |
| AST | 1, vs. Seattle – 12/20/12 |
| STL | 1, at Arizona – 11/20/12 |
| BLK | 5, twice, last vs. Tulsa – 12/15/12 |
| FGM | 9, at Arizona – 11/20/12 |
| FGA | 17, at Arizona – 11/20/12 |
| 3PM | – |
| 3PA | – |
| FTM | 5, at Arizona – 11/20/12 |
| FTA | 6, at Arizona – 11/20/12 |

CAREER HIGHS

| | |
|-----|---------------------------------------|
| PTS | 23, at Arizona – 11/20/12 |
| REB | 14, at Arizona – 11/20/12 |
| AST | 2, twice, last vs. Portland – 1/21/12 |
| STL | 2, twice, last at San Diego – 1/14/12 |
| BLK | 9, at UNLV – 2/5/11 |
| FGM | 9, twice, last at Arizona – 11/20/12 |
| FGA | 14, vs. Air Force – 2/9/11 |
| 3PM | – |
| 3PA | 1, at Portland – 1/2/12 |
| FTM | 9, vs. Eastern Washington – 11/26/11 |
| FTA | 11, vs. Eastern Washington – 11/26/11 |

MISCELLANEOUS

| | 12-13 | Career |
|-------------------|-------|--------|
| Double-Figure PTS | 5 | 29 |
| 20-plus Pts | 1 | 1 |
| Double-Doubles | 2 | 5 |
| 3-plus AST | 0 | 0 |
| 3-plus STL | 0 | 0 |
| 3-plus 3-point FG | 0 | 0 |
| Scoring Leader | 2 | 4 |
| Rebound Leader | 4 | 8 |
| Assist Leader | 0 | 0 |

HAMSON CAREER STATISTICS (ALL GAMES)

| Year | GP | GS | Min | Avg | FG | FGA | Pct | 3FG | FGA | Pct | FT | FTA | Pct | Off | Def | TR | Avg | PF | FO | A | TO | Blk | Stl | Pts | Avg |
|--------------|----|----|-----|------|-----|-----|------|-----|-----|------|----|-----|------|-----|-----|-----|-----|----|----|----|----|-----|-----|-----|------|
| 2010-11 | 30 | 20 | 455 | 15.2 | 90 | 161 | .559 | 0 | 0 | .000 | 51 | 69 | .739 | 58 | 96 | 154 | 5.1 | 51 | 1 | 4 | 27 | 45 | 7 | 231 | 7.7 |
| 2011-12 | 31 | 0 | 553 | 17.8 | 114 | 197 | .579 | 0 | 1 | .000 | 67 | 89 | .753 | 63 | 115 | 178 | 5.7 | 52 | 1 | 17 | 31 | 76 | 17 | 295 | 9.5 |
| 2012-13 | 6 | 5 | 149 | 24.8 | 35 | 63 | .556 | 0 | 0 | .000 | 11 | 18 | .611 | 14 | 39 | 53 | 8.8 | 11 | 0 | 4 | 11 | 18 | 4 | 81 | 13.5 |
| TOTAL | | | | | | | | | | | | | | | | | | | | | | | | | |

HAMSON CAREER STATISTICS (CONFERENCE GAMES)

| Year | GP | GS | Min | Avg | FG | FGA | Pct | 3FG | FGA | Pct | FT | FTA | Pct | Off | Def | TR | Avg | PF | FO | A | TO | Blk | Stl | Pts | Avg |
|--------------|----|----|-----|------|-----|-----|------|-----|-----|------|----|-----|------|-----|-----|----|-----|----|----|----|----|-----|-----|-----|-----|
| 2010-11 | 16 | 16 | 271 | 16.9 | 56 | 97 | .577 | 0 | 0 | .000 | 27 | 36 | .750 | 36 | 52 | 88 | 5.5 | 31 | 0 | 2 | 19 | 31 | 4 | 139 | 8.7 |
| 2011-12 | 16 | 0 | 289 | 18.1 | 61 | 108 | .565 | 0 | 1 | .000 | 36 | 49 | .735 | 36 | 59 | 95 | 5.9 | 27 | 1 | 8 | 14 | 40 | 9 | 158 | 9.9 |
| TOTAL | 32 | 16 | 560 | 17.5 | 117 | 205 | .571 | 0 | 1 | .000 | 63 | 85 | .742 | 1 | 8 | 9 | 0.6 | 58 | 1 | 10 | 33 | 71 | 13 | 297 | 9.3 |



11 — XOJIAN HARRY

5-11 • SOPHOMORE • GUARD • BOUNTIFUL, UTAH (WOODS CROSS HS)

In 2012-13

- Grabbed career highs in rebounds with 6 vs. Western New Mexico while also picking up career bests in assists with 3
- Has started the last three games (vs. Tulsa, at Utah and vs. UCSB)
- In the game vs. Utah State scored 9 points for season bests to date and tie for career highs
- Had 3 steals in game vs. Creighton for season highs in that category, the steals tie for career highs
- Played 21 minutes at Washington State tallying 5 points and 2 rebounds
- In 16 minutes of playing time grabbed 3 rebounds and had 1 steal at Boston College, 11/15/12
- Played 16 minutes in the first game of the year vs. Weber State scoring 6 points, 1 assist and 1 block

2012-13 SEASON HIGHS

| | |
|-----|---|
| PTS | 9, vs. Utah State – 12/5/12 |
| REB | 6, vs. Western N.M. – 12/29/12 |
| AST | 3, vs. Western N.M. – 12/29/12 |
| STL | 3, vs. Creighton – 11/28/12 |
| BLK | 1, three, last vs. Seattle – 12/20/12 |
| FGM | 3, twice, last vs. Utah State – 12/4/12 |
| FGA | 7, twice, last vs. Tulsa – 12/15/12 |
| 3PM | 2, vs. Utah State – 12/4/12 |
| 3PA | 2, vs. Utah State – 12/4/12 |
| FTM | 3, vs. Western N.M. – 12/29/12 |
| FTA | 4, vs. Western N.M. – 12/29/12 |

In 2011-12

- Played in 32 of the 33 total games
- Averaged 7.8 minutes of playing time
- Shot 40 percent from the field, 27 percent from 3-point range and 43 percent at the free throw line
- Averaged 2.3 points and 0.6 rebounds per game
- Posted season highs of 9 points, 3 rebounds, 2 3-pointers, 2 assists and 3 steals
- Played in her first ever collegiate game vs. No. 8 Duke on 11/11/11 recording 8 points and dishing out 1 assists in 11 minutes of action

Personal

- Parents are Carl and Susan
- Has three brothers and one sister
- Majoring in exercise science

CAREER HIGHS

| | |
|-----|---|
| PTS | 9, twice, last vs. Utah State – 12/4/12 |
| REB | 6, vs. Western N.M. – 12/29/12 |
| AST | 3, vs. Western N.M. – 12/29/12 |
| STL | 3, twice, last vs. Creighton – 11/28/12 |
| BLK | 2, vs. Portland – 1/21/12 |
| FGM | 4, twice, last at BYU-Hawaii – 11/29/11 |
| FGA | 9, at BYU-Hawaii – 11/29/11 |
| 3PM | 2, twice, last at Portland – 1/2/12 |
| 3PA | 4, vs. Duke – 11/11/11 |
| FTM | 3, vs. Western N.M. – 12/29/12 |
| FTA | 4, twice last vs. West. N.M. – 12/29/12 |

MISCELLANEOUS

| | 12-13 | Career |
|-------------------|-------|--------|
| Double-Figure PTS | 0 | 0 |
| 10-plus Pts | 0 | 0 |
| Double-Doubles | 0 | 0 |
| 3-plus AST | 1 | 1 |
| 3-plus STL | 3 | 3 |
| 3-plus 3-point FG | 0 | 0 |
| Scoring Leader | 0 | 0 |
| Rebound Leader | 0 | 0 |
| Assist Leader | 0 | 0 |

HARRY CAREER STATISTICS (ALL GAMES)

| Year | GP | GS | Min | Avg | FG | FGA | Pct | 3FG | FGA | Pct | FT | FTA | Pct | Off | Def | TR | Avg | PF | FO | A | TO | Blk | Stl | Pts | Avg |
|--------------|----|----|-----|------|----|-----|------|-----|-----|------|----|-----|------|-----|-----|----|-----|----|----|---|----|-----|-----|-----|-----|
| 2011-12 | 32 | 0 | 251 | 7.8 | 31 | 78 | .397 | 10 | 37 | .270 | 3 | 7 | .429 | 5 | 14 | 19 | 0.6 | 21 | 0 | 6 | 14 | 3 | 14 | 75 | 2.3 |
| 2012-13 | 13 | 5 | 216 | 16.6 | 19 | 52 | .365 | 5 | 19 | .263 | 7 | 11 | .636 | 6 | 15 | 21 | 1.6 | 24 | 0 | 8 | 14 | 5 | 6 | 50 | 3.8 |
| TOTAL | | | | | | | | | | | | | | | | | | | | | | | | | |

HARRY CAREER STATISTICS (CONFERENCE GAMES)

| Year | GP | GS | Min | Avg | FG | FGA | Pct | 3FG | FGA | Pct | FT | FTA | Pct | Off | Def | TR | Avg | PF | FO | A | TO | Blk | Stl | Pts | Avg |
|--------------|----|----|-----|-----|----|-----|------|-----|-----|------|----|-----|------|-----|-----|----|-----|----|----|---|----|-----|-----|-----|-----|
| 2011-12 | 16 | 0 | 126 | 7.9 | 12 | 27 | .444 | 6 | 14 | .429 | 2 | 4 | .500 | 1 | 8 | 9 | 0.6 | 10 | 0 | 4 | 9 | 2 | 6 | 32 | 2.0 |
| 2012-13 | | | | | | | | | | | | | | | | | | | | | | | | | |
| TOTAL | 16 | 0 | 126 | 7.9 | 12 | 27 | .444 | 6 | 14 | .429 | 2 | 4 | .500 | 1 | 8 | 9 | 0.6 | 10 | 0 | 4 | 9 | 2 | 6 | 32 | 2.0 |

12 — STEPHANIE VERMUNT SEABORN 6-0 • JUNIOR • GUARD • AIRDRIE, ALB. (BERT CHURCH HS)



In 2012-13

- Scored 10 points vs. UCSB for her third game putting up double figures in points ... shot .800 (4-5) percent from the field and dished out 2 assists
- Tied her season high in points with 12 vs. Tulsa marking her second double digit outing on the year ... dished out 2 assists for season bests in that category
- Recorded her first double figure game in points with a season-high 12 in the game at Utah after leading all scorers in the first half with 9 ... was perfect from the charity stripe going 4-for-4 ... grabbed 4 rebounds and dished out 1 assist
- Started her first game at Washington State grabbing 3 rebounds and 2 assists
- Tallied 8 points, 6 rebounds, 1 assist and 1 steal at Boston College, 11/15/12
- Came off the bench playing 10 minutes at Dartmouth while grabbing 4 rebounds and 1 steal
- Played 20 minutes in the first game of the year vs. Weber State on 11/9/12 grabbing 6 rebounds

2012-13 SEASON HIGHS

| | |
|-----|---|
| PTS | 12, twice, last vs. Tulsa – 12/15/12 |
| REB | 6, twice, last, at BC – 11/15/12 |
| AST | 2, three, last vs. Seattle – 12/20/12 |
| STL | 2, vs. Weber State – 11/9/12 |
| BLK | – |
| FGM | 4, vs. Tulsa – 12/15/12 |
| FGA | 8, vs. Tulsa – 12/15/12 |
| 3PM | 2, twice, last vs. West.N.M. – 12/29/12 |
| 3PA | 5, at Utah – 12/8/12 |
| FTM | 4, at Utah – 12/8/12 |
| FTA | 4, at Utah – 12/8/12 |

In 2011-12

- Played in all 33 games
- Averaged nearly 17 minutes of playing time
- Had the team's best 3-point shooting percentage .467 (49-105)
- Tallied the second most 3-pointers made with 49
- Averaged 6.5 points, 2.2 rebounds and 1.1 assists per game
- In the WCC ranked first in 3-point field goal percentage and 11th in 3-point field goals made
- Posted season highs of 14 points, 6 rebounds, 4 3-pointers, 4 assists and 3 steals
- Recorded six games putting up double figures in points

CAREER HIGHS

| | |
|-----|---|
| PTS | 17, vs. Washington – 11/20/10 |
| REB | 7, vs. Utah State – 11/23/10 |
| AST | 4, twice, last at San Diego – 1/14/12 |
| STL | 3, at Weber State – 11/19/11 |
| BLK | 2, twice, last vs. San Fran. – 2/16/12 |
| FGM | 6, vs. Utah State – 11/23/10 |
| FGA | 13, vs. Utah State – 11/23/10 |
| 3PM | 4, five, last vs. Utah State – 11/23/10 |
| 3PA | 6, three, last vs. DePaul – 3/17/12 |
| FTM | 4, at Utah – 12/8/12 |
| FTA | 4, twice, last, at Utah – 12/8/12 |

Personal

- Parents are Carl and Sue Vermunt
- Has four sisters and three brother-in-laws
- Husband is Travis Seaborn
- Majoring in family studies

MISCELLANEOUS

| | 12-13 | Career |
|-------------------|-------|--------|
| Double-Figure PTS | 3 | 12 |
| 10-plus Pts | 3 | 12 |
| Double-Doubles | 0 | 0 |
| 3-plus AST | 0 | 0 |
| 3-plus STL | 0 | 1 |
| 3-plus 3-point FG | 0 | 7 |
| Scoring Leader | 0 | 1 |
| Rebound Leader | 0 | 0 |
| Assist Leader | 0 | 0 |

SEABORN CAREER STATISTICS (ALL GAMES)

| Year | GP | GS | Min | Avg | FG | FGA | Pct | 3FG | FGA | Pct | FT | FTA | Pct | Off | Def | TR | Avg | PF | FO | A | TO | Blk | Stl | Pts | Avg |
|--------------|----|----|-----|------|----|-----|------|-----|-----|------|----|-----|------|-----|-----|----|-----|----|----|----|----|-----|-----|-----|-----|
| 2009-10 | 0 | 0 | 0 | 0 | 0 | 0 | 0 | 0 | 0 | 0 | 0 | 0 | 0 | 0 | 0 | 0 | 0 | 0 | 0 | 0 | 0 | 0 | 0 | 0 | 0 |
| 2010-11 | 29 | 0 | 301 | 10.4 | 35 | 118 | .297 | 18 | 68 | .265 | 12 | 22 | .545 | 18 | 25 | 43 | 1.5 | 29 | 0 | 11 | 21 | 4 | 11 | 100 | 3.4 |
| 2011-12 | 33 | 0 | 554 | 16.8 | 79 | 182 | .434 | 49 | 105 | .467 | 7 | 12 | .583 | 17 | 56 | 73 | 2.2 | 38 | 0 | 36 | 29 | 9 | 13 | 214 | 6.5 |
| 2012-13 | 13 | 1 | 228 | 17.5 | 22 | 62 | .355 | 14 | 49 | .286 | 12 | 13 | .923 | 11 | 26 | 37 | 2.8 | 15 | 0 | 15 | 12 | 1 | 5 | 70 | 5.4 |
| TOTAL | | | | | | | | | | | | | | | | | | | | | | | | | |

SEABORN CAREER STATISTICS (CONFERENCE GAMES)

| Year | GP | GS | Min | Avg | FG | FGA | Pct | 3FG | FGA | Pct | FT | FTA | Pct | Off | Def | TR | Avg | PF | FO | A | TO | Blk | Stl | Pts | Avg |
|--------------|----|----|-----|------|----|-----|------|-----|-----|------|----|-----|------|-----|-----|----|-----|----|----|----|----|-----|-----|-----|-----|
| 2009-10 | 0 | 0 | 0 | 0 | 0 | 0 | 0 | 0 | 0 | 0 | 0 | 0 | 0 | 0 | 0 | 0 | 0 | 0 | 0 | 0 | 0 | 0 | 0 | 0 | 0 |
| 2010-11 | 12 | 0 | 81 | 6.8 | 8 | 26 | .308 | 5 | 16 | .313 | 5 | 9 | .556 | 4 | 3 | 7 | 0.6 | 11 | 0 | 1 | 9 | 2 | 2 | 26 | 2.2 |
| 2011-12 | 16 | 0 | 268 | 16.8 | 31 | 90 | .344 | 22 | 60 | .367 | 2 | 4 | .500 | 8 | 28 | 36 | 2.3 | 16 | 0 | 17 | 13 | 6 | 4 | 86 | 5.4 |
| 2012-13 | | | | | | | | | | | | | | | | | | | | | | | | | |
| TOTAL | 28 | 0 | 349 | 11.8 | 39 | 116 | .336 | 27 | 76 | .356 | 7 | 13 | .538 | 12 | 31 | 43 | 1.5 | 27 | 0 | 18 | 22 | 8 | 6 | 112 | 4.0 |

21 — LEXI EATON

5-10 • SOPHOMORE • GUARD • MAPLETON, UTAH (SPRINGVILLE HS)



In 2012-13

- Suffered season-ending ACL injury to right knee during the home game vs. Utah State
- Had team highs in points and in rebounds with 18 and 9 respectively vs. Creighton, the points mark the 7th time on the year that she's finished the game in double figure points, the rebounds were season and career bests
- Led the team in points with 13 at Washington State marking her 6th straight double figure outing in points
- Finished the game at Arizona with 12 points for her 5th straight double figure contest while going 6-for-6 from the free throw line
- Led all scorers with 17 points at Boston College while grabbing 5 boards and 3 assists
- Recorded second straight double figure outing in points at Dartmouth with 19 leading all scorers
- In the game at Dartmouth shot .833, 5-6 from the charity stripe
- Led all scorers with 24 points in the home opener vs. Weber State while dishing out 4 assists and getting 1 block

2012-13 SEASON HIGHS

| | |
|-----|---|
| PTS | 24, vs. Weber State – 11/9/12 |
| REB | 9, vs. Creighton at ESA – 11/28/12 |
| AST | 4, vs. Weber State – 11/9/12 |
| STL | 1, at Arizona – 11/20/12 |
| BLK | 1, vs. Weber State – 11/9/12 |
| FGM | 9, vs. Weber State – 11/9/12 |
| FGA | 17, at Washington State – 11/24/12 |
| 3PM | 2, at Dartmouth – 11/13/12 |
| 3PA | 4, at Dartmouth – 11/13/12 |
| FTM | 6, twice, last vs. Creighton – 11/28/12 |
| FTA | 8, twice, last vs. Creighton – 11/28/12 |

In 2011-12

- Started in all 33 games as a freshman
- Team's second leading scorer averaging 10.5 points per game
- Ranked fourth in field goal percentage .458 (131-286)
- Scored in double digits in 20 games
- Named WCC Co-Newcomer of the Year and made the WCC All-Freshman Team
- Was named the Female Rookie of the Year by the Cougar Club
- In the WCC ranked seventh in field goal percentage and 18th in scoring
- Posted season highs of 26 points, 8 rebounds, 2 3-pointers, 5 assists, 4 steals and 2 blocks
- The 26 points vs. San Diego in the WCC Championships were the most scored by any BYU player on the year
- Is a dual-sport student-athlete competing as a high jumper on the women's track and field team

CAREER HIGHS

| | |
|-----|---|
| PTS | 26, vs. San Diego – 3/3/12 |
| REB | 9, vs. Creighton – 11/28/12 |
| AST | 5, vs. Portland – 1/21/12 |
| STL | 4 vs. Nevada – 12/22/11 |
| BLK | 2, three, last at San Diego – 1/14/12 |
| FGM | 10, vs. San Diego – 3/3/12 |
| FGA | 20, vs. Duke – 11/11/11 |
| 3PM | 3, twice, last vs. San Diego – 3/3/12 |
| 3PA | 5, vs. San Diego – 3/3/12 |
| FTM | 6, three, last vs. Creighton – 11/28/12 |
| FTA | 8, twice, last vs. Creighton – 11/28/12 |

Personal

- Parents are Alan and Aleisa
- Has six siblings
- Majoring in psychology

MISCELLANEOUS

| | 12-13 | Career |
|-------------------|-------|--------|
| Double-Figure PTS | 7 | 27 |
| 20-plus Pts | 1 | 2 |
| Double-Doubles | 0 | 0 |
| 3-plus AST | 3 | 12 |
| 3-plus STL | 0 | 4 |
| 3-plus 3-point FG | 0 | 2 |
| Scoring Leader | 4 | 9 |
| Rebound Leader | 1 | 1 |
| Assist Leader | 0 | 0 |

EATON CAREER STATISTICS (ALL GAMES)

| Year | GP | GS | Min | Avg | FG | FGA | Pct | 3FG | FGA | Pct | FT | FTA | Pct | Off | Def | TR | Avg | PF | FO | A | TO | Blk | Stl | Pts | Avg |
|--------------|----|----|-----|------|-----|-----|------|-----|-----|------|----|-----|------|-----|-----|-----|-----|----|----|----|----|-----|-----|-----|------|
| 2011-12 | 33 | 33 | 752 | 22.8 | 131 | 286 | .458 | 21 | 60 | .350 | 63 | 82 | .768 | 49 | 52 | 101 | 3.1 | 67 | 1 | 60 | 95 | 13 | 39 | 346 | 10.5 |
| 2012-13 | 8 | 8 | 225 | 28.1 | 45 | 98 | .459 | 5 | 15 | .333 | 30 | 44 | .682 | 16 | 16 | 32 | 4.0 | 19 | 0 | 13 | 16 | 3 | 4 | 125 | 15.6 |
| TOTAL | | | | | | | | | | | | | | | | | | | | | | | | | |

EATON CAREER STATISTICS (CONFERENCE GAMES)

| Year | GP | GS | Min | Avg | FG | FGA | Pct | 3FG | FGA | Pct | FT | FTA | Pct | Off | Def | TR | Avg | PF | FO | A | TO | Blk | Stl | Pts | Avg |
|--------------|----|----|-----|------|----|-----|------|-----|-----|------|----|-----|------|-----|-----|----|-----|----|----|----|----|-----|-----|-----|------|
| 2011-12 | 16 | 16 | 371 | 23.2 | 65 | 139 | .468 | 14 | 36 | .389 | 32 | 44 | .727 | 26 | 23 | 49 | 3.1 | 37 | 0 | 27 | 51 | 10 | 13 | 176 | 11.0 |
| 2012-13 | | | | | | | | | | | | | | | | | | | | | | | | | |
| TOTAL | 16 | 16 | 371 | 23.2 | 65 | 139 | .468 | 14 | 36 | .389 | 32 | 44 | .727 | 26 | 23 | 49 | 3.1 | 37 | 0 | 27 | 51 | 10 | 13 | 176 | 11.0 |



33 — HALEY STEED

5-4 • GRAD. STUDENT • GUARD • SYRACUSE, UTAH (CLEARFIELD HS)

In 2012-13

- Had game bests in assists with 9 vs. Western New Mexico while getting two steals
- On Dec. 24 named High Major Conference Player of the Week by CollegeSportsMadness.com., the second such honor this year
- Recorded her 4th double figure game in points with a game-high 18 vs. Seattle while dishing out a game-best 7 assists and tied for most steals with 5 which are also season bests in that category
- Dished out a game-high 11 assists vs. UCSB while grabbing 7 rebounds
- On Tuesday, Dec. 11 was honored as the WCC Player of the Week, ESPN Women's Basketball Player of the Week and named High Major Conference Player of the Week by CollegeSportsMadness.com
- Led all scorers with 22 points in the road game at Utah ... the points tied for season bests and mark the 3rd time this year she's put up double digits in points ... with the 22 points she becomes BYU's 23rd player to reach BYU's exclusive 1,000-point Club
- Tied her season high in assists with 12 vs. Utah State, making her BYU's all-time assist leader with 623 ... led all scorers with 22 points, 18 of them were from 3-point range ... the 6 treys were the most made on the year and tie for career highs ... was perfect at the free throw line going 4-4 ... the points and assists give her the first double-double of the year and the 4th of her career
- Picked up first double figure game in points with 11 at Boston College while dishing out a game-high 5 assists, 3 steals and a season-best 3 rebounds

2012-13 SEASON HIGHS

| | |
|-----|--|
| PTS | 22, twice, last, at Utah – 12/8/12 |
| REB | 8, vs. Creighton at ESA – 11/28/12 |
| AST | 12, twice, last vs. Utah St. – 12/4/12 |
| STL | 5, vs. Seattle – 12/20/12 |
| BLK | 1, vs. Weber State – 11/9/12 |
| FGM | 7, at Utah – 12/8/12 |
| FGA | 15, at Utah – 12/8/12 |
| 3PM | 6, vs. Utah State – 12/4/12 |
| 3PA | 12, vs. Utah State – 12/4/12 |
| FTM | 5, twice, last vs. Seattle – 12/20/12 |
| FTA | 6, twice, last vs. Seattle – 12/20/12 |

CAREER HIGHS

| | |
|-----|--|
| PTS | 24, twice, last at Tulsa – 11/24/11 |
| REB | 15, vs. Duke – 11/11/11 |
| AST | 14, vs. Pepperdine – 1/12/12 |
| STL | 7 at Arizona State – 3/23/10 |
| BLK | 2, four, last vs. SUU – 12/8/11 |
| FGM | 9, at Utah – 1/30/10 |
| FGA | 17, at Tulsa – 11/24/11 |
| 3PM | 6, four, last vs. Utah State – 12/4/12 |
| 3PA | 12, twice, last vs. Utah St. – 12/4/12 |
| FTM | 6, at Portland State – 11/14/08 |
| FTA | 6, four, last vs. Seattle – 12/20/12 |

In 2011-12

- Finished the year ranked third nationally in assist turnover ratio and fourth in assists per game
- Was a finalist for the Nancy Lieberman Award given to the best female college point guard in the nation
- Made the most 3-pointers on the team with 57
- Ranked second in defensive rebounds with 135 for a 4.1 average
- Played the most minutes on the team averaging 34.1 per game
- Led the team in total assists and steals with 237 and 72 respectively
- Dished out a total of 237 assists holding the all-time single season record for assists
- Recorded two double doubles on the season
- Named the 2012 WCC Champs MVP
- Was named to the WCC All-Conference Team
- Name team co-captain, third straight such selection

Personal

- Parents are Dorne and Kristen Hall
- Has three siblings
- Husband's name is Bo Steed
- Has degree in exercise and wellness

MISCELLANEOUS

| | 12-13 | Career |
|-------------------|-------|--------|
| Double-Figure PTS | 4 | 45 |
| 20-plus Pts | 2 | 5 |
| Double-Doubles | 1 | 4 |
| 3-plus AST | 13 | 103 |
| 3-plus STL | 4 | 38 |
| 3-plus 3-point FG | 3 | 22 |
| Scoring Leader | 3 | 15 |
| Rebound Leader | 0 | 7 |
| Assist Leader | 13 | 62 |

STEED CAREER STATISTICS (ALL GAMES)

| Year | GP | GS | Min | Avg | FG | FGA | Pct | 3FG | FGA | Pct | FT | FTA | Pct | Off | Def | TR | Avg | PF | FO | A | TO | Blk | Stl | Pts | Avg | |
|--------------|----|----|------|------|-----|-----|------|-----|-----|------|----|-----|-------|-----|-----|-----|-----|----|----|-----|----|-----|-----|-----|------|--|
| 2006-07 | 8 | 0 | 173 | 21.6 | 15 | 40 | .375 | 9 | 20 | .450 | 5 | 8 | .625 | 4 | 9 | 13 | 1.6 | 19 | 0 | 17 | 19 | 1 | 6 | 44 | 5.5 | |
| 2008-09 | 1 | 1 | 31 | 31.0 | 2 | 9 | .222 | 1 | 3 | .333 | 6 | 6 | 1.000 | 1 | 2 | 3 | 3.0 | 1 | 0 | 4 | 5 | 0 | 4 | 11 | 11.0 | |
| 2009-10 | 33 | 33 | 1117 | 33.8 | 112 | 297 | .377 | 58 | 162 | .358 | 20 | 28 | .714 | 30 | 86 | 116 | 3.5 | 77 | 0 | 133 | 73 | 5 | 76 | 296 | 8.9 | |
| 2010-11 | 34 | 34 | 1134 | 33.4 | 102 | 301 | .339 | 65 | 199 | .327 | 22 | 28 | .786 | 16 | 96 | 112 | 3.3 | 72 | 0 | 168 | 64 | 11 | 62 | 289 | 8.3 | |
| 2011-12 | 33 | 33 | 1126 | 34.1 | 96 | 282 | .340 | 57 | 170 | .335 | 43 | 55 | .782 | 23 | 135 | 158 | 4.8 | 63 | 1 | 237 | 89 | 6 | 72 | 292 | 8.6 | |
| 2012-13 | 13 | 13 | 440 | 33.8 | 36 | 117 | .308 | 22 | 71 | .310 | 18 | 21 | .857 | 7 | 45 | 52 | 4.0 | 22 | 0 | 99 | 40 | 4 | 28 | 112 | 8.6 | |
| TOTAL | | | | | | | | | | | | | | | | | | | | | | | | | | |

STEED CAREER STATISTICS (CONFERENCE GAMES)

| Year | GP | GS | Min | Avg | FG | FGA | Pct | 3FG | FGA | Pct | FT | FTA | Pct | Off | Def | TR | Avg | PF | FO | A | TO | Blk | Stl | Pts | Avg |
|--------------|----|----|------|------|-----|-----|------|-----|-----|------|----|-----|------|-----|-----|-----|-----|-----|----|-----|-----|-----|-----|-----|-----|
| 2006-07 | 0 | 0 | 0 | 0 | 0 | 0 | 0 | 0 | 0 | 0 | 0 | 0 | 0 | 0 | 0 | 0 | 0 | 0 | 0 | 0 | 0 | 0 | 0 | 0 | 0 |
| 2008-09 | 0 | 0 | 0 | 0 | 0 | 0 | 0 | 0 | 0 | 0 | 0 | 0 | 0 | 0 | 0 | 0 | 0 | 0 | 0 | 0 | 0 | 0 | 0 | 0 | 0 |
| 2009-10 | 16 | 16 | 548 | 34.2 | 56 | 151 | .371 | 29 | 81 | .358 | 9 | 12 | .750 | 18 | 51 | 69 | 4.3 | 39 | 1 | 65 | 35 | 5 | 35 | 150 | 9.4 |
| 2010-11 | 16 | 16 | 528 | 33.0 | 51 | 141 | .362 | 33 | 94 | .351 | 12 | 14 | .857 | 8 | 45 | 53 | 3.3 | 33 | 0 | 80 | 25 | 7 | 25 | 147 | 9.2 |
| 2011-12 | 16 | 16 | 568 | 35.5 | 49 | 138 | .355 | 31 | 82 | .378 | 19 | 23 | .826 | 5 | 61 | 66 | 4.1 | 29 | 1 | 124 | 47 | 3 | 36 | 148 | 9.3 |
| 2012-13 | | | | | | | | | | | | | | | | | | | | | | | | | |
| TOTAL | 48 | 48 | 1644 | 34.2 | 156 | 430 | .363 | 93 | 257 | .362 | 40 | 49 | .816 | 31 | 157 | 188 | 3.9 | 101 | 2 | 269 | 107 | 15 | 96 | 445 | 9.3 |



41 — MORGAN BAILEY

6-2 • SOPHOMORE • FORWARD • OREM, UTAH (TIMPANOGOS HS)

In 2012-13

- Tied her career high in points with 15 vs. Western New Mexico, the points were the 7th double figure outing in points on the year and were team bests, a first this season
- Grabbed a team-best 8 rebounds in the road game at Utah
- Had 2 blocks in the game at Washington State tying her season and career bests in that category
- Saw 14 minutes of action tallying 6 points, 4 rebounds and 1 block in the road game at Arizona
- Recorded her first career double-double with 12 points and 10 rebounds at Dartmouth ... the boards were game highs ... the points and rebounds were both season and career highs
- Started in her first college game vs. Weber State tallying 11 points, 7 rebounds while getting career highs in assists with 3 and in steals with 3

2012-13 SEASON HIGHS

| | |
|-----|--|
| PTS | 15, twice, last vs. West.N.M. – 12/29/12 |
| REB | 10, at Dartmouth – 11/13/12 |
| AST | 3, vs. Weber State – 11/9/12 |
| STL | 3, vs. Weber State – 11/9/12 |
| BLK | 2, twice, last at Wash. St. – 11/24/12 |
| FGM | 7, vs. Western New Mex. – 12/29/12 |
| FGA | 12, at Dartmouth – 11/13/12 |
| 3PM | 1, vs. Western New Mex. – 12/29/12 |
| 3PA | 1, vs. Western New Mex. – 12/29/12 |
| FTM | 2, three, last vs. UCSB – 12/18/12 |
| FTA | 2, six, last vs. West.N.M. – 12/29/12 |

In 2011-12

- Saw action in a total of 25 games
- Averaged 5.5 minutes of playing time
- Played in her first collegiate game at Tulsa where she tallied 5 points, 4 rebounds and 2 blocks in 11 minutes of action
- Averaged 1.8 points and 1.4 rebounds in all games
- Saw action in 13 WCC games on the year averaging 1.2 points and 1.0 rebounds per contest
- Picked up season highs with 7 points, 4 rebounds, 1 assist, 2 blocks and 2 steals

In 2010-11

- Redshirt

CAREER HIGHS

| | |
|-----|--|
| PTS | 15, twice, last vs. West.N.M. – 12/29/12 |
| REB | 10, at Dartmouth – 11/13/12 |
| AST | 3, vs. Weber State – 11/9/12 |
| STL | 3, vs. Weber State – 11/9/12 |
| BLK | 2, four, last at Wash. St. – 11/24/12 |
| FGM | 6, at Dartmouth – 11/13/12 |
| FGA | 12, at Dartmouth – 11/13/12 |
| 3PM | 1, three, last vs. West. N.M. – 12/29/12 |
| 3PA | 1, three last vs. West.N.M. – 12/29/12 |
| FTM | 3, at BYU-H – 11/29/11 |
| FTA | 4, at BYU-H – 11/29/11 |

Personal

- Parents are Roxanne Bailey and Carl Bailey
- Has one brother and one sister
- Born in Alexandria, Virginia
- Uncle is Thurl Bailey

MISCELLANEOUS

| | 12-13 | Career |
|-------------------|-------|--------|
| Double-Figure PTS | 7 | 7 |
| 10-plus Pts | 7 | 7 |
| Double-Doubles | 1 | 1 |
| 3-plus AST | 1 | 1 |
| 3-plus STL | 1 | 1 |
| 3-plus 3-point FG | 0 | 0 |
| Scoring Leader | 1 | 1 |
| Rebound Leader | 2 | 2 |
| Assist Leader | 0 | 0 |

BAILEY CAREER STATISTICS (ALL GAMES)

| Year | GP | GS | Min | Avg | FG | FGA | Pct | 3FG | FGA | Pct | FT | FTA | Pct | Off | Def | TR | Avg | PF | FO | A | TO | Blk | Stl | Pts | Avg |
|--------------|----|----|-----|------|----|-----|------|-----|-----|------|----|-----|------|-----|-----|----|-----|----|----|---|----|-----|-----|-----|-----|
| 2011-12 | 25 | 0 | 137 | 5.5 | 17 | 50 | .340 | 2 | 10 | .200 | 8 | 14 | .571 | 17 | 19 | 36 | 1.4 | 13 | 0 | 5 | 16 | 4 | 5 | 44 | 1.8 |
| 2012-13 | 13 | 6 | 270 | 20.8 | 55 | 96 | .573 | 2 | 3 | .667 | 10 | 18 | .556 | 15 | 57 | 72 | 5.5 | 23 | 0 | 8 | 17 | 9 | 9 | 122 | 9.4 |
| TOTAL | | | | | | | | | | | | | | | | | | | | | | | | | |

BAILEY CAREER STATISTICS (CONFERENCE GAMES)

| Year | GP | GS | Min | Avg | FG | FGA | Pct | 3FG | FGA | Pct | FT | FTA | Pct | Off | Def | TR | Avg | PF | FO | A | TO | Blk | Stl | Pts | Avg |
|--------------|----|----|-----|-----|----|-----|------|-----|-----|------|----|-----|------|-----|-----|----|-----|----|----|---|----|-----|-----|-----|-----|
| 2011-12 | 13 | 0 | 51 | 3.9 | 7 | 21 | .333 | 1 | 4 | .250 | 1 | 2 | .500 | 7 | 6 | 13 | 1.0 | 4 | 0 | 3 | 7 | 2 | 3 | 16 | 1.2 |
| 2012-13 | | | | | | | | | | | | | | | | | | | | | | | | | |
| TOTAL | 13 | 0 | 51 | 3.9 | 7 | 21 | .333 | 1 | 4 | .250 | 1 | 2 | .500 | 7 | 6 | 13 | 1.0 | 4 | 0 | 3 | 7 | 2 | 3 | 16 | 1.2 |

45 — KEILANI UNGA

6-2 • SENIOR • FORWARD • WARRENVILLE, IL (WEATON WARRENVILLE HS)



In 2012-13

- Shot a perfect 1.000 going 4-for-4 from the field for 8 points in the game vs. Seattle
- Tied her career high assists with 4 vs. UCSB
- Dished out career bests in assists with 4 vs. Tulsa
- Scored 11 points vs. Creighton for her second double figure game of the year and the 13th overall
- Picked up season highs in points with 14 to go along with 4 rebounds, 1 assist and 1 steal at Harvard, the points are the first double digit outing in points on the year and the 12th of her career
- Led the team in rebounds with 9 at Boston College for season and career highs in that category
- Tallied 9 points and season highs in rebounds with 5 and in steals with 3 at Dartmouth
- Shot .833, 5-6 from the free throw line at Dartmouth
- Started in the first game of the year vs. Weber State putting up 9 points

2012-13 SEASON HIGHS

| | |
|-----|---|
| PTS | 14, at Harvard – 11/16/12 |
| REB | 9, at Boston College – 11/15/12 |
| AST | 4, twice, last vs. UCSB – 12/18/12 |
| STL | 3, at Dartmouth – 11/13/12 |
| BLK | 1, twice, last vs. West.N.M. –12/29/12 |
| FGM | 5, vs. Creighton at ESA – 11/28/12 |
| FGA | 11, twice, last vs. Creighton –11/28/12 |
| 3PM | – |
| 3PA | – |
| FTM | 5, at Dartmouth – 11/13/12 |
| FTA | 6, at Dartmouth – 11/13/12 |

From 2007-2010

- Has started in 67 of 91 total games in three previous seasons
- Enters her final year averaging 4.4 points and 2.6 rebounds per game
- During her junior season finished ranked fifth in assists with 36
- Has recorded double digit scoring in 11 games
- In her sophomore season had the most blocks on the team with 19 and ranked third in field goal percentage .406 (63-155)
- As a freshman she averaged 20 minutes of playing time
- In her junior season she started in all games averaging 17.3 minutes of playing time
- Career highs include 19 points, 8 rebounds, 3 assists, 3 blocks and 3 steals
- Picked up season highs with 7 points, 4 rebounds, 1 assist, 2 blocks and 2 steals

CAREER HIGHS

| | |
|-----|---|
| PTS | 19, vs. Hartford – 11/20/07 |
| REB | 9, at Boston College – 11/15/12 |
| AST | 4, twice, last vs. UCSB – 12/18/12 |
| STL | 3, six, last at Dartmouth – 11/13/12 |
| BLK | 3, vs. Wyoming – 2/20/10 |
| FGM | 6, three, last vs. UVU – 11/13/09 |
| FGA | 11, twice, last vs. Creighton –11/28/12 |
| 3PM | 1, twelve, last vs. CSU – 2/17/10 |
| 3PA | 3, vs. CSU – 2/17/10 |
| FTM | 7, vs. Hartford – 11/20/07 |
| FTA | 10, vs. Hartford – 11/20/07 |

Personal

- Parents are Sione and Lose Moeaki
- Has three brothers and two sisters
- Husband's name is Harvey Unga, played football at BYU from 2006 to 2010 as a running back
- They have two children, Jackson (2) and Lei La (1)
- Born in Winfield, Illinois
- Majoring in public health

MISCELLANEOUS

| | 12-13 | Career |
|-------------------|-------|--------|
| Double-Figure PTS | 2 | 13 |
| 10-plus Pts | 2 | 13 |
| Double-Doubles | 0 | 0 |
| 3-plus AST | 2 | 8 |
| 3-plus STL | 1 | 3 |
| 3-plus 3-point FG | 0 | 0 |
| Scoring Leader | 0 | 2 |
| Rebound Leader | 1 | 2 |
| Assist Leader | 0 | 1 |

UNGA CAREER STATISTICS (ALL GAMES)

| Year | GP | GS | Min | Avg | FG | FGA | Pct | 3FG | FGA | Pct | FT | FTA | Pct | Off | Def | TR | Avg | PF | FO | A | TO | Blk | Stl | Pts | Avg |
|--------------|----|----|-----|------|----|-----|------|-----|-----|------|----|-----|------|-----|-----|----|-----|----|----|----|----|-----|-----|-----|-----|
| 2007-08 | 29 | 9 | 476 | 16.4 | 39 | 90 | .433 | 1 | 2 | .500 | 26 | 40 | .650 | 33 | 51 | 84 | 2.9 | 53 | 0 | 26 | 70 | 7 | 8 | 105 | 3.6 |
| 2008-09 | 29 | 25 | 580 | 20.0 | 63 | 155 | .406 | 4 | 17 | .235 | 24 | 37 | .649 | 40 | 41 | 81 | 2.8 | 57 | 0 | 18 | 64 | 19 | 22 | 154 | 5.3 |
| 2009-10 | 33 | 33 | 571 | 17.3 | 57 | 133 | .429 | 7 | 18 | .389 | 24 | 38 | .632 | 33 | 39 | 72 | 2.2 | 53 | 0 | 34 | 52 | 8 | 13 | 145 | 4.4 |
| 2012-13 | 13 | 13 | 329 | 25.3 | 32 | 74 | .432 | 0 | 1 | .000 | 11 | 19 | .579 | 17 | 36 | 53 | 4.1 | 27 | 0 | 16 | 28 | 4 | 9 | 75 | 5.8 |
| TOTAL | | | | | | | | | | | | | | | | | | | | | | | | | |

UNGA CAREER STATISTICS (CONFERENCE GAMES)

| Year | GP | GS | Min | Avg | FG | FGA | Pct | 3FG | FGA | Pct | FT | FTA | Pct | Off | Def | TR | Avg | PF | FO | A | TO | Blk | Stl | Pts | Avg |
|--------------|----|----|-----|------|----|-----|------|-----|-----|------|----|-----|------|-----|-----|----|-----|----|----|----|----|-----|-----|-----|-----|
| 2007-08 | 16 | 4 | 227 | 14.2 | 8 | 28 | .286 | 1 | 2 | .500 | 9 | 14 | .643 | 15 | 22 | 37 | 2.3 | 23 | 0 | 11 | 31 | 2 | 6 | 26 | 1.6 |
| 2008-09 | 16 | 12 | 305 | 19.1 | 35 | 88 | .398 | 3 | 7 | .429 | 11 | 18 | .611 | 15 | 18 | 33 | 2.1 | 34 | 0 | 8 | 35 | 10 | 11 | 84 | 5.3 |
| 2009-10 | 16 | 16 | 263 | 16.4 | 23 | 56 | .411 | 3 | 7 | .429 | 12 | 16 | .750 | 6 | 20 | 26 | 1.6 | 24 | 0 | 15 | 20 | 6 | 6 | 61 | 3.8 |
| 2012-13 | | | | | | | | | | | | | | | | | | | | | | | | | |
| TOTAL | 48 | 32 | 795 | 16.5 | 66 | 172 | .384 | 7 | 16 | .438 | 32 | 48 | .667 | 36 | 60 | 96 | 2.0 | 81 | 0 | 34 | 86 | 18 | 23 | 171 | 3.6 |

Walk-on Bios

**1 — CARLY STRATTON**


5-7 • FRESHMAN • GUARD • ST. GEORGE, UTAH (HURRICANE HS)

Before BYU

- Four-year letterwinner in basketball
- Two-time team captain
- Team MVP
- Three-time First Team All-Region
- Averaged 9.7 points, 5.3 rebounds, 5.0 assists and 3.7 steals her senior year
- Played on the Red Rocks Raider Basketball Club
- Four-year letterwinner in soccer garnering Region MVP and First Team All-Region
- Four-year letterwinner in softball garnering First Team All-Region honors
- Four-year Honor Roll, National Honor Society and four-time Top Scholar award

Personal

- Parents are Craig and Connie
- Has five siblings
- Born in St. George, Utah

**30 — KYLIE BROWN**

5-7 • SOPHOMORE • GUARD • GRANGEVILLE, ID (GRANGEVILLE HS)

In 2011-12

- Saw action in nine games
- Averaged 2.5 minutes of playing time
- Shot 22 percent from the field and 14 percent from 3-point range
- Scored a total of 7 points, 1 steal and 1 assist during her freshman campaign
- Played in four West Coast Conference games

Personal

- Parents are Joel and Brandy
- Has two brothers and two sisters
- Born in West Lake, California

**50 — BROOKE ROMNEY** 6-1 • FRESHMAN • FORWARD • DALLAS, TX (WOODROW WILSON & ASFM HS)**Before BYU**

- Four-year letterwinner in basketball
- Two-time Spirit Award recipient in 2011 and 2012 at ASFM
- Team captain in 2012
- Leading scorer at ASFM in 2012, averaging 15.0 points per game
- Newcomer of the Year in 2008 at Woodrow Wilson HS
- Letterwinner in volleyball, softball and track and field
- Received the Steve Fordham Award at ASFM
- Four-year Honor Roll
- National Honor Society

Personal

- Parents are Brent and Ella
- Has five siblings
- Born in Dallas, Texas

Brigham Young University Combined Team Statistics (as of Dec 29, 2012)
All games

| RECORD: | OVERALL | HOME | AWAY | NEUTRAL |
|----------------|----------------|-------------|-------------|----------------|
| ALL GAMES | 9-4 | 6-0 | 3-3 | 0-1 |
| CONFERENCE | 0-0 | 0-0 | 0-0 | 0-0 |
| NON-CONFERENCE | 9-4 | 6-0 | 3-3 | 0-1 |

| ## | Player | gp-gs | min | avg | Total | | 3-Point | | F-Throw | | Rebounds | | | | pf | dq | a | to | blk | stl | pts | avg |
|----------------|--------------------|-------|------|------|---------|------|---------|------|---------|------|----------|-----|-----|------|-----|----|-----|-----|-----|-----|-----|------|
| | | | | | fg-fga | fg% | 3fg-fga | 3fg% | ft-fga | ft% | off | def | tot | avg | | | | | | | | |
| 21 | EATON, Lexi | 8-8 | 225 | 28.1 | 45-98 | .459 | 5-15 | .333 | 30-44 | .682 | 16 | 16 | 32 | 4.0 | 19 | 0 | 13 | 16 | 3 | 4 | 125 | 15.6 |
| 05 | HAMSON, Jennifer | 6-5 | 149 | 24.8 | 35-63 | .556 | 0-0 | .000 | 11-18 | .611 | 14 | 39 | 53 | 8.8 | 11 | 0 | 4 | 11 | 18 | 4 | 81 | 13.5 |
| 04 | BEESTON, Kim | 13-13 | 396 | 30.5 | 42-104 | .404 | 30-77 | .390 | 20-27 | .741 | 7 | 44 | 51 | 3.9 | 32 | 1 | 26 | 33 | 3 | 12 | 134 | 10.3 |
| 41 | BAILEY, Morgan | 13-6 | 270 | 20.8 | 55-96 | .573 | 2-3 | .667 | 10-18 | .556 | 15 | 57 | 72 | 5.5 | 23 | 0 | 8 | 17 | 9 | 9 | 122 | 9.4 |
| 33 | STEED, Haley | 13-13 | 440 | 33.8 | 36-117 | .308 | 22-71 | .310 | 18-21 | .857 | 7 | 45 | 52 | 4.0 | 22 | 0 | 99 | 40 | 4 | 28 | 112 | 8.6 |
| 45 | UNGA, Keilani | 13-13 | 329 | 25.3 | 32-74 | .432 | 0-1 | .000 | 11-19 | .579 | 17 | 36 | 53 | 4.1 | 27 | 0 | 16 | 28 | 4 | 9 | 75 | 5.8 |
| 12 | SEABORN, Stephanie | 13-1 | 228 | 17.5 | 22-62 | .355 | 14-49 | .286 | 12-13 | .923 | 11 | 26 | 37 | 2.8 | 15 | 0 | 15 | 12 | 1 | 5 | 70 | 5.4 |
| 03 | GARFIELD, Ashley | 13-1 | 179 | 13.8 | 16-41 | .390 | 1-6 | .167 | 22-27 | .815 | 19 | 43 | 62 | 4.8 | 13 | 0 | 12 | 14 | 2 | 6 | 55 | 4.2 |
| 11 | HARRY, Xojian | 13-5 | 216 | 16.6 | 19-52 | .365 | 5-19 | .263 | 7-11 | .636 | 6 | 15 | 21 | 1.6 | 24 | 0 | 8 | 14 | 5 | 6 | 50 | 3.8 |
| 15 | MAEDA, Kylie | 13-0 | 137 | 10.5 | 6-17 | .353 | 2-6 | .333 | 5-6 | .833 | 2 | 12 | 14 | 1.1 | 8 | 0 | 19 | 12 | 1 | 8 | 19 | 1.5 |
| 30 | BROWN, Kylie | 5-0 | 20 | 4.0 | 2-5 | .400 | 1-3 | .333 | 0-0 | .000 | 0 | 2 | 2 | 0.4 | 0 | 0 | 0 | 2 | 0 | 2 | 5 | 1.0 |
| 01 | STRATTON, Carly | 4-0 | 18 | 4.5 | 0-0 | .000 | 0-0 | .000 | 0-0 | .000 | 0 | 0 | 0 | 0.0 | 3 | 0 | 1 | 3 | 0 | 1 | 0 | 0.0 |
| 50 | ROMNEY, Brooke | 4-0 | 18 | 4.5 | 0-3 | .000 | 0-0 | .000 | 0-0 | .000 | 4 | 5 | 9 | 2.3 | 1 | 0 | 1 | 2 | 1 | 0 | 0 | 0.0 |
| Team | | | | | | | | | | | 21 | 25 | 46 | | | | 1 | | | | | |
| Total..... | | 13 | 2625 | | 310-732 | .423 | 82-250 | .328 | 146-204 | .716 | 139 | 365 | 504 | 38.8 | 198 | 1 | 222 | 205 | 51 | 94 | 848 | 65.2 |
| Opponents..... | | 13 | 2625 | | 265-725 | .366 | 52-159 | .327 | 148-213 | .695 | 134 | 317 | 451 | 34.7 | 173 | - | 141 | 208 | 28 | 113 | 730 | 56.2 |

| TEAM STATISTICS | BY | OPP | Date | Opponent | Score | Att. |
|------------------------|-----------|------------|-------------|---------------------|--------------|-------------|
| SCORING | 848 | 730 | 11/9/12 | WEBER STATE | w 80-55 | 1120 |
| Points per game | 65.2 | 56.2 | 11/13/12 | at Dartmouth | w 58-57 | 642 |
| Scoring margin | +9.1 | - | 11/15/12 | at Boston College | L 56-62 | 670 |
| FIELD GOALS-ATT | 310-732 | 265-725 | 11/16/12 | at HARV | L 65-71 | 631 |
| Field goal pct | .423 | .366 | 11/20/12 | at Arizona | w 62-48 | 3375 |
| 3 POINT FG-ATT | 82-250 | 52-159 | 11/24/12 | at Washington State | L 52-67 | 0 |
| 3-point FG pct | .328 | .327 | 11/28/12 | vs Creighton | Lot 62-65 | 325 |
| 3-pt FG made per game | 6.3 | 4.0 | 12/4/12 | UTAH STATE | w 81-77 | 449 |
| FREE THROWS-ATT | 146-204 | 148-213 | 12/08/12 | at Utah | w 53-48 | 1925 |
| Free throw pct | .716 | .695 | 12/15/12 | TULSA | w 70-48 | 439 |
| F-Throws made per game | 11.2 | 11.4 | 12/18/12 | UC SANTA BARBARA | w 67-39 | 289 |
| REBOUNDS | 504 | 451 | 12/20/12 | SEATTLE UNIVERSITY | w 70-62 | 425 |
| Rebounds per game | 38.8 | 34.7 | 12/29/12 | WESTERN NEW MEXICO | w 72-31 | 787 |
| Rebounding margin | +4.1 | - | | | | |
| ASSISTS | 222 | 141 | | | | |
| Assists per game | 17.1 | 10.8 | | | | |
| TURNOVERS | 205 | 208 | | | | |
| Turnovers per game | 15.8 | 16.0 | | | | |
| Turnover margin | +0.2 | - | | | | |
| Assist/turnover ratio | 1.1 | 0.7 | | | | |
| STEALS | 94 | 113 | | | | |
| Steals per game | 7.2 | 8.7 | | | | |
| BLOCKS | 51 | 28 | | | | |
| Blocks per game | 3.9 | 2.2 | | | | |
| ATTENDANCE | 3509 | 7568 | | | | |
| Home games-Avg/Game | 6-585 | 6-1207 | | | | |
| Neutral site-Avg/Game | - | 1-325 | | | | |

* = Conference game

| Score by Periods | 1st | 2nd | OT | Totals |
|-------------------------|------------|------------|-----------|---------------|
| Brigham Young Univer | 430 | 412 | 6 | 848 |
| Opponents | 326 | 395 | 9 | 730 |

2012-2013 BYU BASKETBALL RADIO/TV ROSTER



CARLY STRATTON
FRESHMAN, 5-7, GUARD



STEPHANIE ROVETTI
SOPHOMORE, 5-6, GUARD



ASHLEY GARFIELD
SOPHOMORE, 5-11, GUARD



KIM PARKER BEESTON
JUNIOR, 5-11, GUARD




JENNIFER HAMSON
JUNIOR, 6-7, CENTER



XOJIAN HARRY
SOPHOMORE, 5-11, GUARD




STEPHANIE SEABORN
JUNIOR, 6-0, FORWARD/GUARD



KYLIE MAEDA
FRESHMAN, 5-5, GUARD



LEXI EATON
SOPHOMORE, 6-0,
FORWARD/GUARD



KYLIE BROWN
SOPHOMORE, 5-7, GUARD



HALEY STEED
GRADUATE, 5-4, GUARD



MORGAN BAILEY
SOPHOMORE, 6-2, CENTER



KEILANI UNGA
SENIOR, 6-2, FORWARD



BROOKE ROMNEY
FRESHMAN, 6-1, FORWARD



JEFF JUDKINS
HEAD COACH



CHRIS BOETTCHER
ASSISTANT COACH



MELINDA BENDALL
ASSISTANT COACH



RAY STEWART
ASSISTANT COACH

