

BASKETBALL

Norma Collett. BYU Athletic Communications | O: (801) 422-4908 | C: (801) 372-0989 | norma_collett@byu.edu |

BYU 2012-13 SCHEDULE

N1	Thu	Chadron State (Exh)	W 89-51	BYUtv
N2	Fri	Dixie State (Exh)	W 79-57	BYUtv
N9	Fri	Weber State	W 80-55	BYUtv
N13	Tue	at Dartmouth	W 58-57	BYU R
N15	Thu	at Boston College	L 56-62	BYU R
N16	Fri	at Harvard	L 65-71	BYU R
N20	Tue	at Arizona	W 62-48	BYU R
N24	Sat	at Washington State	L 67-52	
N28	Wed	Creighton*	L 65-62ot	BYUtv
D4	Tue	Utah State	W 81-77	BYUtv
D8	Sat	at Utah	W 53-48	BYU R
D15	Sat	Tulsa	W 70-48	BYUtv
D18	Tue	UC Santa Barbara	W 67-39	BYUtv
D20	Thu	Seattle University	W 70-62	BYUtv
D29	Sat	Western New Mexico	W 72-31	BYUtv
J5	Sat	San Francisco^	W 80-58	BYUtv
J10	Thu	at San Diego^	7 p.m.	
J12	Sat	Pepperdine^	2 p.m.	
J17	Thu	at Gonzaga^	6 p.m.	BYU R
J24	Thu	Loyola Marymount^	7 p.m.	BYUtv
J26	Sat	at San Francisco^	2 p.m.	BYU R
J31	Thu	Saint Mary's^	7 p.m.	BYUtv
F2	Sat	at Santa Clara^	2 p.m.	BYU R
F7	Thu	San Diego^	7 p.m.	BYUtv
F9	Sat	at Saint Mary's^	2 p.m.	BYU R
F14	Thu	Santa Clara^	7 p.m.	BYUtv
F16	Sat	at Pepperdine^	2 p.m.	BYU R
F21	Thu	Portland^	7 p.m.	BYUtv
F23	Sat	Gonzaga^	2 p.m.	BYUtv
F28	Thu	at Loyola Marymount^	7 p.m.	
M2	Sat	at Portland^	2 p.m.	BYU R
M6	Wed	at WCC Champs	TBA	TBA
M7	Thu	at WCC Champs	TBA	TBA
M8	Fri	at WCC Champs	TBA	TBA
M9	Sat	at WCC Champs	TBA	TBA
M11	Mon	at WCC Champs	TBA	TBA

*at EnergySolutions Arena
^ West Coast Conference game

BYU	CATEGORY	USD
10-4, 1-0	W-L	9-5, 1-1
0-0	Last 10	0-0
6-0	Last 5	3-2
66.2	PPG	68.4
.425	FG%	.440
.324	3FG%	.292
.724	FT%	.656
39.5	RPG	42.1
17.7	Assist/Game	16.3
15.4	TO/Game	18.4
7.1	Steals/Game	10.6
3.7	Blocks/Game	5.5



BYU (10-4, 1-0 WCC) COUGARS

Head Coach: Jeff Judkins
Alma Mater: Utah, 1978
Career Record: 241-119 (12th)
Record at BYU: Same

GAME INFORMATION

Live Video: byuougars.com
Live Stats: byuougars.com



SAN DIEGO (9-5, 1-1) TOREROS

Head Coach: Cindy Fisher
Alma Mater: Arizona State, '88
Career Record: 179-172
Record at USD: 126-91

SERIES HISTORY

University of San Diego
BYU leads: 4-0
BYU at home: 1-0
BYU in San Diego: 1-0
BYU in Neutral Site: 2-0
BYU under Judkins: 4-0
Last Meeting: BYU won 64-48 on 3/3/12

BYU STORYLINES

- On the season, BYU has outrebounded its opponents in nine of the games played, including the last seven
- In all but two contests (at Boston College and at Washington State) the Cougars have dished out more assists than their opponents
- BYU has enjoyed a halftime lead in all but 2 game to date (vs. Seattle and at Washington State)
- Since the season began, coach Judkins has had 6 different starting lineups ... in the game at Utah, sophomore Xojian Harry started for Lexi Eaton who is out the rest of the season due to an ACL injury
- In two games to date BYU had 4 players score in double figures (vs. Tulsa and vs. UCSB)
- In 7 of the 14 games played to date, BYU has had 3 players score in double digits

BYU PROJECTED STARTING LINEUP



#33 | Haley Steed
Guard | 5-4 | GS.
Syracuse, UT
Clearfield HS

GP/GS	MPG	Pts	Reb	Ast	Stl	FG%	3PT%	FT%
14/14	33.4	8.6	4.3	7.6	2.1	.310	.312	.857

Last Game: Finished the game with 8 points, 8 rebounds and 8 assists

Notes: Leads the team in assists and in steals with a total of 107 and 29 respectively ... has team's best free throw percentage .857 (18-21)



#4 | Kim Parker Beeston
Guard | 5-11 | Jr.
Heber City, UT
Wasatch HS

GP/GS	MPG	Pts	Reb	Ast	Stl	FG%	3PT%	FT%
14/14	30.4	10.3	3.8	2.4	1.1	.404	.376	.741

Last Game: Picked up her 4th straight and 9th double digit outing in points with 10 while tying for game bests in assists with 8

Notes: Has made the most 3-pointers on the team with 32 ... ranks first in 3-point field goal percentage .376 (32-85)



#11 | Xojian Harry
Guard | 5-11 | So.
Bountiful, UT
Woods Cross HS

GP/GS	MPG	Pts	Reb	Ast	Stl	FG%	3PT%	FT%
14/6	17.0	4.4	1.5	0.6	0.4	.377	.292	.667

Last Game: Picked up career highs in points with 11 recording her first double figure game in points

Notes: Averages 17.0 minutes of playing time ... has 3rd most blocks on the team with 6



#5 | Jennifer Hamson
Center | 6-7 | Jr.
London, UT
Pleasant Grove HS

GP/GS	MPG	Pts	Reb	Ast	Stl	FG%	3PT%	FT%
6/5	24.8	13.5	8.8	0.7	0.7	.556	.000	.611

Last Game: Scored 13 points picking up her 4th straight and fifth overall double figure

outing in points while grabbing a game-high 9 rebounds along with 2 blocks and 2 steal
Notes: Has scored in double figures in 4 of the 5 games she's played in ... has most blocks on the team with 18 ... has 2nd best field goal percentage at .556 (35-63)



#45 | Keilani Unga
Forward | 6-2 | Sr.
Warrenville, IL
Weaton Warrenville HS

GP/GS	MPG	Pts	Reb	Ast	Stl	FG%	3PT%	FT%
14/14	25.1	5.9	4.1	1.1	0.7	.439	.000	.579

Last Game: Tallied 8 points, grabbed 5 rebounds while getting 1 steal

Notes: Selected team co-captain ... ranks 5th in rebounding with a 4.1 average ... has 3rd most assists with 16 ... in 2009-10 ranked fifth in total assists with 36

OFF THE BYU BENCH

No.	Name	Pos.	Ht.	Yr.	Pts.	Reb.	Hometown (Previous School)	Notes
2	Stephanie Rovetti	G	5-6	So.	2.4	0.9	Reno, NV (Reno HS)	Suffered season ending injury to left knee
3	Ashley Garfield	G	5-11	So.	4.2	5.1	Morgan, UT (Morgan HS)	3rd in rebounds 5.1rpg, 1 double-double
12	Stephanie V. Seaborn	G/F	6-0	Jr.	5.2	2.8	Airdrie, Alb.CAN (Bert Church HS)	Averages 17.7 minutes of playing time
15	Kylie Maeda	G	5-5	Fr.	1.5	0.9	Honolulu, HI (Iolani HS)	Plays in all games, averaging 10.9 min.
21	Lexi Eaton	G	5-10	So.	15.6	4.0	Mapleton, UT (Springville HS)	Season-ending ACL to right knee vs. USU
30	Kylie Brown	G	5-7	So.	0.0	0.3	Grangeville, ID (Grangeville HS)	Played in 6 games, last vs. USF
41	Morgan Bailey	F	6-2	So.	9.1	6.1	Orem, UT (Timpanogos HS)	2nd in rebounds 6.1, 2 double-doubles
01	Carly Stratton	G	5-7	Fr.	0.0	0.0	St. George, UT (Hurricane HS)	Played in 5 games, last vs. USF
50	Brooke Romney	F	6-1	Fr.	0.0	0.0	Dallas, TX (Woodrow Wilson/ASFM)	Played in 5 games, last vs. USF

UNIVERSITY INFORMATION

Location Provo, Utah 84602
 Elevation. 4,553 feet
 Enrollment 33,278
 Founded. October 15, 1875
 Owned LDS Church
 Nickname Cougars
 Mascot. Cosmo the Cougar
 Colors Dark blue and white
 Conference West Coast Conference
 Arena Marriott Center (20,900)
 BYU President Cecil O. Samuelson (Utah, 1970)
 Athletic Director Tom Holmoe (BYU, 1983)
 Head Coach. Jeff Judkins (Utah, 1978)
 Office Phone 801-422-8035
 Assist. Coaches Chris Boettcher (BYU, 1994)
 Melinda Bendall (BYU, 2007)
 Ray Stewart (UJU, 2000)
 Judkins Record at BYU 241-119
 2011-12 Record 26-7
 2011-12 WCC Record 12-4, T2nd
 2011-12 NCAA First Round
 2011-12 Final Ranking n/a
 Starters Returning/Lost 3/2
 Letterwinners Returning/Lost 10/4
 Newcomers 4

RETURNING STARTERS (3)

Kim Parker Beeston	Jr.	9.5 ppg	3.1 rpg
Lexi Eaton	So.	10.5 ppg	3.1 rpg
Haley Steed	GS.	8.8 ppg	4.8 rpg

STARTERS LOST (2)

Dani Peterson	Sr.	4.0 ppg	3.1 rpg
Kristen Riley	Sr.	8.9 ppg	5.4 rpg

RETURNING LETTERWINNERS (10)

Morgan Bailey	So.	1.8 ppg	1.4 rpg
Kim Parker Beeston	Jr.	9.5 ppg	3.1 rpg
Lexi Eaton	So.	10.5 ppg	3.1 rpg
Ashley Garfield	So.	2.0 ppg	1.0 rpg
Jennifer Hamson	Jr.	9.5 ppg	5.7 rpg
Xojian Harry	So.	2.3 ppg	0.6 rpg
Stephanie Rovetti	So.	2.4 ppg	0.4 rpg
Stephanie Vermunt Seaborn	Jr.	6.5 ppg	2.2 rpg
Haley Steed	GS.	8.8 ppg	4.8 rpg
Keilani Unga	Sr.	4.4 ppg	2.2 rpg*

* Stats are from the 2009-10 season

LETTERWINNERS LOST (4)

Alexis Kaufusi	1.3 ppg	1.1 rpg
Mackenzie Nielson	1.8 ppg	1.4 rpg
Dani Peterson	4.0 ppg	3.1 rpg
Kristen Riley	8.9 ppg	5.4 rpg

NEWCOMERS (4)

Kristine Fuller	5-11 Fr.	G
Kylie Maeda	5-5 Fr.	G
Makenzi Morrison	5-8 Fr.	G
Micaelee Orton	6-2 Fr.	F

2012 -13 BYU BASKETBALL ROSTER

2012-13 NUMERICAL ROSTER

No.	Name	Pos.	Ht.	Cl.	Exp.	Hometown (Previous School)
1	Carley Stratton*	G	5-7	FR	HS	St. George, Utah (Hurricane HS)
2	Stephanie Rovetti+	G	5-6	SO	1V	Reno, Nev. (Reno HS)
3	Ashley Garfield	G	5-11	SO	1V	Morgan, Utah (Morgan HS)
4	Kim Parker Beeston	G	5-11	JR	2V	Heber City, Utah (Wasatch HS)
5	Jennifer Hamson	C	6-7	JR	2V	London, Utah (Pleasant Grove HS)
11	Xojian Harry	G	5-11	SO	1V	Bountiful, Utah (Viewmont/Woods Cross HS)
12	Stephanie Vermunt Seaborn	G/F	6-0	JR	2V	Airdrie, Alberta, Canada (Bert Church HS)
15	Kylie Maeda	G	5-5	FR	HS	Honolulu, Hawai'i (Iolani HS)
21	Lexi Eaton+	G/F	5-10	SO	1V	Mapleton, Utah (Springville HS)
22	Kristine Fuller#	G	5-11	FR	HS	Crystal Beach, Fla. (Palm Harbor University HS)
23	Makenzi Morrison#	G	5-8	FR	HS	Draper, Utah (Alta HS)
30	Kylie Brown*	G	5-7	SO	1V	Grangeville, Idaho (Grangeville HS)
33	Haley Steed	G	5-4	GS	4V	Syracuse, Utah (Clearfield HS)
34	Micaelee Orton#	F	6-2	FR	HS	Kearns, Utah (Kearns HS)
41	Morgan Bailey	F	6-2	SO	1V	Orem, Utah (Timpanogos HS)
45	Keilani Unga	F	6-2	SR	3V	Warrenville, Ill. (Weaton Warrenville HS)
50	Brooke Romney*	F	6-1	FR	HS	Dallas, Texas (Woodrow Wilson/ASFM HS)

+ Suffered season-ending cartilage injury to left knee in practice

+ Suffered season-ending ACL injury to right knee in the home game vs. Utah State

Will redshirt the 2012-13 season

* Denotes walk-on for 2012-13 season

Head Coach: Jeff Judkins (Utah 1978) – 12th Season

Assistant Coaches: Chris Boettcher, Melinda Bendall, Ray Stewart

Director of Basketball Operations: Wendy Anae

Athletic Trainer: Jaime Carpenter

PRONUNCIATION GUIDE

- No. 11 Xojian Harry (Zoh-Zohn)
- No. 15 Kylie Maeda (Mah-eh-dah)
- No. 34 Micaelee Orton (Mah-kay-lee)
- No. 45 Keilani Unga (Kay-law-nee Oon-gah)

Co-Team Captains

Graduate student Haley Steed and senior Keilani Unga have been chosen by their teammates as co-captains for the 2012-13 season. This is Steed's fifth straight co-captain selection.

Player Injury Report

- Sophomore guard Lexi Eaton suffered a season-ending ACL injury to her right knee during the home game vs. Utah State. She will not return to play this year. Eaton had scored in double figures in the first eight games of the season.
- Sophomore guard Stephanie Rovetti suffered a cartilage injury to her left knee in a team practice. She will not be able to play this season.
- Junior center Jennifer Hamson suffered a finger injury to her left hand in practice. She's questionable for the week.

2012-13 BYU Starting Lineup

Starters	Record
Beeston, Eaton, Steed, Bailey, Unga	3-2
Beeston, Eaton, Steed, Garfield, Unga	0-1
Beeston, Eaton, Steed, Hamson, Unga	1-0
Beeston, Eaton, Steed, Seaborn, Unga	0-1
Beeston, Harry, Steed, Bailey, Unga*	2-0
Beeston, Harry, Steed, Hamson, Unga	4-0

*Indicates most recent starting lineup

BYU Capsule

BYU women's basketball (10-4, 1-0) begins the second week of West Coast Conference action with two games, one on the road and one at home. The Cougars were selected to finish first in conference play as voted by the league's coaches. Last year BYU finished second with a 12-4 record, winning their first WCC championship and representing the league as the automatic qualifier in the NCAA tournament.

BYU has outrebounded its opponents in nine of the games played, including the last seven. In all but two contests (at Boston College and at Washington State) the Cougars dished out more assists than their opponents. BYU has enjoyed a halftime lead in all but two games to date (vs. Seattle and at Washington State). Entering WCC action, the BYU bench has outscored the opponent's bench 279-186. When comparing points in the paint, the Cougars have scored 392 points to 330 from opponents.

In the team's first league win over San Francisco, five players scored in double figures, a first on the year. In 2011-12 there were two games where five players put up double digits in scoring.

- Head coach: Jeff Judkins (Utah, '78), enters his 12th season
- Team's leading scorer: #5 Jennifer Hamson, 13.5 ppg
- Team's leading rebounder: #5 Hamson, 8.8 rpg
- Team's assist leader: #33 Haley Steed, 7.6 apg
- Team's steals leader: #33 Steed, 2.1 spg

SAN DIEGO Capsule

After one week of league action, the University of San Diego has compiled a 1-1 mark in WCC play and is 9-5 overall. Both league contests were on the road, losing to Gonzaga 77-57 and then beating the Pilots in Portland 69-63. The game vs. the Cougars is San Diego's first conference game at home, where they are 6-2 on the year. The Toreros return nine letterwinners and two starters from last year's team that finished the year with a 26-9, 12-4 record (tied for second with BYU in WCC action) and went to the Final Four of the WNIT.

- Head coach: Cindy Fisher is in her 7th year at San Diego
- Team's leading scorer: #10 Amy Kame, 16.6 ppg
- Team's leading rebounder: #21 Klara Wischer, 7.9 rpg
- Team's assists leader: #10 Kame, 3.9 apg
- Team's steals leader: #10 Kame, 2.9 spg

Series History

BYU leads the series 4-0

Last Meeting

BYU and San Diego met three times during last year's WCC schedule. The Cougars won all three meetings, picking up a 62-53 victory in San Diego on Jan. 14 and a 64-40 win in Provo on Feb. 18. In their third matchup, the teams were played at The Orleans Arena in Las Vegas in one of two semifinal games during the Zappos 2012 WCC Championships. BYU won that contest 64-46, advancing to the championship game.

USA TODAY/ESPN Top 25 Coaches Poll Jan. 8, 2013

Rank	School (Record)
1.	Baylor (12-1)
2.	Connecticut (12-1)
3.	Notre Dame (12-1)
4.	Stanford (13-1)
5.	Duke (11-0)
6.	Kentucky (14-1)
7.	California (12-1)
8.	Penn State (12-2)
9.	Tennessee (11-3)
10.	Maryland (11-3)
11.	Purdue (13-2)
12.	Georgia (13-2)
13.	Louisville (12-3)
14.	Oklahoma (12-2)
15.	UCLA (11-2)
16.	South Carolina (13-2)
17.	Dayton (12-1)
18.	Oklahoma State (11-2)
19.	Kansas (11-2)
20.	North Carolina (15-1)
21.	Texas A&M (12-4)
22.	Florida State (12-2)
23.	Nebraska (11-4)
24.	Iowa State (11-1)
25.	Miami (Fla) (12-2)

Receiving Votes: *

* Denotes BYU Opponent

Poll Watching

Last year the Cougars began receiving votes in December and were ranked as high as No. 23 in February.

2012-13 NCAA Ranking Summary - (1/4/13)

Category - Team	Rank
Assists Per Game	20th
Assist Turnover Ratio	23rd
Category - Player	
Assists Per Game - H. Steed	3rdT
Assist Turnover Ratio - H. Steed	16th

BYU RECORDS

2012-13 BYU Records When...

BYU leads at the half	9-3
Opponent leads at the half	1-1
Score is tied at the half	0-0
Games goes into overtime	0-1
BYU shoots 50% or better	1-0
Opponent shoots 50% or better	1-1
BYU makes five or more 3-pointers	8-2
Opponent makes five or more 3-pointers	2-3
BYU outrebounds opponent	8-2
Opponent outrebounds BYU	2-2
Rebounds are equal	0-0
BYU has 16 and under turnovers	6-3
Opponent has 16 and under turnovers	5-3
BYU has 17-20 turnovers	3-0
Opponent has 17-20 turnovers	3-1
BYU has more than 20 turnovers	1-1
Opponent has more than 20 turnovers	2-0
BYU dishes out more assists	10-2
Opponent dishes out more assists	0-2
BYU has more blocks	8-2
Opponent has more blocks	0-2
BYU records more steals	4-2
Opponent records more steals	3-3
In November	3-4
In December	6-0
In January	1-0
In February	0-0
In March	0-0
In April	0-0
Last five games	6-0
Longest win streak	6-0
Playing on Monday	0-0
Playing on Tuesday	4-0
Playing on Wednesday	0-1
Playing on Thursday	1-1
Playing on Friday	1-1
Playing on Saturday	4-1
Facing ranked opponents	0-0
Facing unranked opponents	0-0

2012-13 BYU INDIVIDUAL HIGHS

POINTS	
(24)	L. Eaton vs. Web. St. (11/9)
(23)	J. Hamson at Arizona (11/20)
(22), 1 more, last	H. Steed at Utah (12/8)
(19)	K. Beeston at Harvard (11/16)
(19)	L. Eaton at Dartmouth (11/13)
(18)	L. Eaton vs. Creighton (11/28)
(18)	H. Steed vs. Seattle (12/20)
REBOUNDS	
(16)	A. Garfield vs. Utah St. (12/4)
(14)	J. Hamson at Arizona (11/20)
(12)	J. Hamson vs. Tulsa (12/15)
(13)	M. Bailey vs. USF (1/5)
(10)	A. Garfield vs. USF (1/5)
(10)	M. Bailey at Dartmouth (11/13)
(9)	J. Hamson vs. West. N.M. (12/29)
(9)	M. Bailey vs. Utah St. (12/4)
(9)	L. Eaton vs. Creighton (11/28)
(9)	K. Unga at Boston College (11/15)
(8)	J. Hamson vs. UCSB (12/18)
(8)	M. Bailey at Utah (12/8)
(8)	K. Beeston at Washington St. (11/24)
(7)	M. Bailey vs. Web. St. (11/9)
(7)	K. Beeston vs. Web. St. (11/9)
(6)	S. Seaborn vs. Web. St. (11/9)
(6)	H. Steed at Utah (12/8)
3-POINTERS	
(6)	H. Steed vs. Utah St. (12/4)
(5)	K. Beeston at Harvard (11/16)
(4)	K. Beeston vs. West.N.M. (12/29)
(3), 2 more, last	K. Beeston vs. Creighton (11/28)
(3), 2 more, last	H. Steed vs. Seattle (12/20)
ASSISTS	
(12), 1 more, last	H. Steed vs. Utah St. (12/4)
(11)	H. Steed vs. UCSB (12/18)
(9), 1 more, last	H. Steed v. WNM (12/29)
(8), 2 more, last	H. Steed vs. USF (1/5)
(8)	K. Beeston vs. USF (1/5)
(7)	H. Steed vs. Seattle (12/20)
BLOCKS	
(5), 1 more, last	J. Hamson vs. Tulsa (12/15)
STEALS	
(5)	H. Steed vs. Seattle (12/20)
(4), 1 more, last	H. Steed at Arizona (11/20)
(4)	K. Maeda vs. Web. St. (11/9)
(3), 1 more, last	K. Beeston vs. USF (1/5)
(3)	X. Harry vs. Creighton (11/28)
(3)	K. Unga at Dartmouth (11/13)
(3)	M. Bailey vs. Web. St. (11/9)

TRACKING RECORDS (as of 1/7/13)

CAREER

Assists

1. Haley Steed - 666 (2006-present)

Steals

- 1T. Valerie Cravens - 323 (1980-84)
- 1T. Kathy Denton - 323 (1981-1985)
- 3. Thais Kidd - 273 (1991-95)
- 4. Haley Steed - 249 (2006-present)

3-pointers

- 1. Erin Thorn - 391 (1999-03)
- 2. Mallary Gillespie Carling - 294 (2004-08)
- 3. Haley Steed - 214 (2006-present)

Blocks

- 1. Tresa Spaulding Hamson - 494 (1983-87)
- 2. Debbie Dimond - 199 (1991-95)
- 3. Jennifer Hamson - 139 (2010-present)

1,000-Point Club

- 2. Tresa Spaulding Hamson - 2,309 (1983-87)
- 17. Danielle Cheesman - 1,159 (2001-05)
- 18. Behka Stafford - 1,123 (1992-96)
- 19. Haley Steed - 1,052 (2006-present)

Games Played

- 1. Jennie Keele - 130 (2002-2007)
- 7. Jackie Beene McBride - 124 (1979-1982)
- 8. Haley Steed - 123 (2006-present)

2012-13 BYU TEAM HIGHS

POINTS	FG PERCENTAGE
(81).....vs. Utah St. (12/4)	(.600).....vs. Seattle (12/20)
REBOUNDS	3-PT FG PERCENTAGE
(49)..... vs. USF (1/5)	(.467).....vs. UCSB (12/18)
3-POINTERS	FT PERCENTAGE
(13).....vs. Utah St. (12/4)	(1.000).....vs. USF (1/5)
ASSISTS	
(26).....vs. USF (1/5)	
BLOCKS	
(8)..... vs. Tulsa (12/15)	
STEALS	
(12).....vs. Weber St. (11/9)	

WEST COAST CONFERENCE INFO**Current WCC Standings - 1/7/13**

Place	Team	Conference	Overall
1.	Gonzaga	1-0	12-4
2.	Saint Mary's	2-0	10-4
3.	BYU	1-0	10-4
4.	San Diego	1-1	9-5
5.	Santa Clara	1-1	9-6
6.	Loyola Marymount	1-1	7-8
7.	Pepperdine	0-1	3-9
8.	San Francisco	0-2	7-8
7.	Portland	0-2	5-10

2012-13 WCC Team Stats - 1/7/13

Team Stats	All	Conf
Scoring Offense	5th	
Scoring Defense	2nd	
Scoring Margin	2nd	
Free Throw %	2nd	
Field Goal %	2nd	
Field Goal % Defense	1st	
3-Point FG %	4th	
3-Point FG % Defense	6th	
Rebounding Offense	5th	
Rebounding Defense	1st	
Rebounding Margin	3rd	
Blocked Shots	4th	
Assists	1st	
Steals	8th	
Assist/Turnover Ratio	1st	
Offensive Rebounds	8th	
Defensive Rebounds	3rd	
Defensive Reb. %	1st	
Offensive Reb. %	8th	
3-Point FG Made	1st	

2012-13 WCC Ind. Stats - 1/7/13

Ind. Overall Stats	Player/Place
Scoring	Beeston/14th
	Bailey/17th
	Steed/22nd
Rebounding	Bailey/13th
	Garfield/18th
Field Goal Percentage	Bailey/2nd
Assists	Steed/1st
Steals	Steed/8th
3-Point Field Goal Percentage	Beeston/6th
	Steed/14th
3-Point Field Goals Made	Beeston/2nd
	Steed/6th
Assist/Turnover Ratio	Steed/1st
Defensive Rebounds	Bailey/8th

2012-13 WCC PRESEASON POLL**Preseason Coaches' Poll**

Place	Team	Points
1.	Brigham Young Univ. (5)	61
2.	Gonzaga (4)	60
3.	Saint Mary's	48
4.	Univ. of San Diego	36
5.	Pepperdine	33
6.	Santa Clara	27
7.	Loyola Marymount	25
8.	Portland	24
9.	San Francisco	10

Preseason All-WCC Team

Player (Yr.)	School	Pos.
Alex Cowling (Sr.)	LMU	G/F
Lexi Eaton (So.)	BYU	G
Megan Fulps (Sr.)	SCU	G
Jennifer Hamson (Jr.)	BYU	C
Amy Kame (Jr.)	SD	G
Taelor Karr (Sr.)	GON	G
Danielle Maulding (Jr.)	SMC	F
Jackie Nared (Jr.)	SMC	G
Haiden Palmer (Jr.)	GON	G
Haley Steed (Gr.)	BYU	G

HEAD COACH JEFF JUDKINS

Overall Record: 241-119/11

2012-13: 10-4, 1-0

2011-12: 26-7, 12-4/T2nd



Career Achievements

- Six 20-plus win seasons – most wins (26) twice in 2005-06 and in 2011-12
- Five NCAA Tournament appearances - best finish, Sweet Sixteen 2001-02, most recent 2012 First Round
- Three WNIT postseason tournament appearances – best finish, Quarterfinal Round (Elite Eight) 2010-11
- Three conference coach of the year awards – 2010-11, 2006-07, 2005-06 - MWC
- Two conference regular season titles – MWC (2005-06 and 2006-07)
- Two conference tournament crowns – MWC (2001-02); WCC (2011-12)
- Coached three All-Americans – Erin Thorn, Ambrosia Anderson, Kristen Riley
- Coached three conference players of the year – Ambrosia Anderson, Dani Kubik Wright, Kristen Riley
- Coached one conference defensive player of the year –Mindy Bonham
- Coached two conference sixth player of the year – Coriann Fraughton, Kristen Riley
- Became BYU's women's basketball all-time winningest coach with his 220th career win when the Cougars defeated Pepperdine, 80-56 on Jan. 12, 2012

Coaching Experience

- Assistant Coach (men) – University of Utah (1989-99)
- Assistant Coach (women)– BYU (2000-01)

Playing Career

- NBA with Boston Celtics, Portland Trailblazers, Detroit Pistons, Utah Jazz – Drafted in the second round by the Boston Celtics in 1978, the same year the Celtics selected Larry Bird with the sixth pick overall
- University of Utah – 1974-78 leading Utah to one conference championship and two berths in the NCAA tournament
- While at Utah was a second team Academic All-American, a three-time District VII academic selection and a three-time First Team All-WAC honoree
- Member of the 1977 United States World Games team that captured the gold medal

Education

University of Utah - Physical and Health Education bachelor's degree, 1978

Personal

- Married to Mary Kay
- Has five children and four grandchildren

Judkins Coaching Record			
School	Yrs.	Rec.	Postseason
BYU	2001-02	24-9	NCAA Sweet 16
BYU	2002-03	19-12	NCAA 1st Round
BYU	2003-04	15-14	DNC
BYU	2004-05	19-11	WNIT 1st Round
BYU	2005-06	26-6	NCAA 2nd Round
BYU	2006-07	23-10	NCAA 1st Round
BYU	2007-08	13-16	DNC
BYU	2008-09	18-11	DNC
BYU	2009-10	23-10	WNIT Quarterfinals
BYU	2010-11	25-9	WNIT Third Round
BYU	2011-12	26-7	NCAA 1st Round
Record:		231-115 (.668)	

**2 — STEPHANIE ROVETTI**

5-6 • SOPHOMORE • GUARD • RENO, NEVADA (RENO HS)

In 2012-13

- Suffered season-ending cartilage injury to left knee in practice

In 2011-12

- Played in 31 of the 33 total games
- Averaged 7.5 minutes of playing time
- Posted season highs of 12 points, 6 rebounds, 4 assists and 4 steals
- Averaged 2.4 points per game
- Shot 45 percent from the field and 76 percent from the free throw line
- Recorded her first ever double figure game with 12 points at Tulsa on 11/14/11

2011-12 SEASON HIGHS

PTS	12, at Tulsa – 11/11/11
REB	6, at BYU-H – 11/29/11
AST	4, vs. SUU – 12/8/11
STL	4, vs. SUU – 12/8/11
BLK	—
FGM	4, at Seattle U – 1/25/12
FGA	4, three, last at Seattle U - 1/25/12
3PM	—
3PA	1, three, last vs. Portland – 1/21/12
FTM	8, twice, last vs. SUU – 12/8/11
FTA	10, at Tulsa – 11/11/11

In 2010-11

- Redshirt

Personal

- Parents are David and Diana
- Has one brother and three sisters
- Sister Morgan played on the BYU Rugby Team and the U-20 Women's National Rugby Team
- Majoring in dietetics

CAREER HIGHS

PTS	12, at Tulsa – 11/11/11
REB	6, at BYU-H – 11/29/11
AST	4, vs. SUU – 12/8/11
STL	4, vs. SUU – 12/8/11
BLK	—
FGM	4, at Seattle U – 1/25/12
FGA	4, three, last at Seattle U - 1/25/12
3PM	—
3PA	1, three, last vs. Portland – 1/21/12
FTM	8, twice, last vs. SUU – 12/8/11
FTA	10, at Tulsa – 11/11/11

MISCELLANEOUS

	11-12	Career
Double-Figure PTS	1	1
10-plus Pts	1	1
Double-Doubles	0	0
3-plus AST	4	4
3-plus STL	3	3
3-plus 3-point FG	0	0
Scoring Leader	0	0
Rebound Leader	0	0
Assist Leader	0	0

ROVETTI CAREER STATISTICS (ALL GAMES)

Year	GP	GS	Min	Avg	FG	FGA	Pct	3FG	FGA	Pct	FT	FTA	Pct	Off	Def	TR	Avg	PF	FO	A	TO	Blk	Stl	Pts	Avg
2011-12	31	0	233	7.5	17	38	.447	0	3	.000	41	54	.759	9	20	29	0.9	28	0	28	35	1	19	75	2.4
TOTAL	31	0	233	7.5	17	38	.447	0	3	.000	41	54	.759	9	20	29	0.9	28	0	28	35	1	19	75	2.4

ROVETTI CAREER STATISTICS (CONFERENCE GAMES)

Year	GP	GS	Min	Avg	FG	FGA	Pct	3FG	FGA	Pct	FT	FTA	Pct	Off	Def	TR	Avg	PF	FO	A	TO	Blk	Stl	Pts	Avg
2011-12	15	0	80	5.3	7	14	.500	0	1	.000	7	11	.636	2	4	6	0.4	13	0	8	11	1	4	21	1.4
TOTAL	15	0	80	5.3	7	14	.500	0	1	.000	7	11	.636	2	4	6	0.4	13	0	8	11	1	4	21	1.4

5 — JENNIFER HAMSON

6-7 • JUNIOR • CENTER • LINDON, UTAH (PLEASANT GROVE HS)



In 2012-13

- Tallied 13 points for her 5th double figure game in points vs. Western New Mexico while grabbing a game-high 9 rebounds and getting 2 blocks for team bests in that category ... the blocks moved her up to third place all-time in career blocks at BYU with 139 as of 12/29/12
- Recorded game highs in points with 16 vs. UCSB while grabbing a team-high 8 rebounds ... the points are the third double digit outing on the season ... also had a game-high 3 blocks
- Picked up her second double-double of the year and the 5th of her career with 10 points and 12 rebounds in the game vs. Tulsa ... also tied her season high in blocks with 5 ... the boards were team bests
- Played in the road game at Utah grabbing 5 rebounds, scoring 5 points and getting 1 assist, 1 block and 1 steal
- Started in her first game of the season at Arizona recording career bests in points with 23 and in rebounds with 14 while picking up her 4th double-double in her career
- Had 5 blocks for season bests in that category, the blocks propelled her to 4th place all-time in blocks with 126 in the road game against the Wildcats

In 2011-12

- Played in 31 of the 33 total games averaging 17.8 minutes of playing time
- Averaged 9.5 points and 5.7 rebounds per game
- Posted season highs of 21 points, 11 rebounds and 6 blocks
- Ranked third on the team in scoring, second in rebounds and first in blocks
- Had the team's best field goal percentage .579 (114-197)
- Recorded three double doubles on the year and 14 games tallying double digits in points
- Named to the WCC All-Academic team
- Named to the 2012 WCC All-Tournament Team
- In the WCC ranked first in free throw percentage and in blocks, placed 12th in rebounding, 13th in free throw percentage, offensive rebounds and defensive rebounds, ranked 23rd in scoring
- Is a dual sport student-athlete also competing on the women's volleyball team

Personal

- Parents are David and Tresa
- Has two brothers and two sisters
- Mother is the former BYU All-American Tresa Spaulding, who holds numerous school records in basketball
- Majoring in exercise science

2012-13 SEASON HIGHS

PTS	23, at Arizona – 11/20/12
REB	14, at Arizona – 11/20/12
AST	1, vs. Seattle – 12/20/12
STL	1, at Arizona – 11/20/12
BLK	5, twice, last vs. Tulsa – 12/15/12
FGM	9, at Arizona – 11/20/12
FGA	17, at Arizona – 11/20/12
3PM	–
3PA	–
FTM	5, at Arizona – 11/20/12
FTA	6, at Arizona – 11/20/12

CAREER HIGHS

PTS	23, at Arizona – 11/20/12
REB	14, at Arizona – 11/20/12
AST	2, twice, last vs. Portland – 1/21/12
STL	2, twice, last at San Diego – 1/14/12
BLK	9, at UNLV – 2/5/11
FGM	9, twice, last at Arizona – 11/20/12
FGA	14, vs. Air Force – 2/9/11
3PM	–
3PA	1, at Portland – 1/2/12
FTM	9, vs. Eastern Washington – 11/26/11
FTA	11, vs. Eastern Washington – 11/26/11

MISCELLANEOUS

	12-13	Career
Double-Figure PTS	5	29
20-plus Pts	1	1
Double-Doubles	2	5
3-plus AST	0	0
3-plus STL	0	0
3-plus 3-point FG	0	0
Scoring Leader	2	4
Rebound Leader	4	8
Assist Leader	0	0

HAMSON CAREER STATISTICS (ALL GAMES)

Year	GP	GS	Min	Avg	FG	FGA	Pct	3FG	FGA	Pct	FT	FTA	Pct	Off	Def	TR	Avg	PF	FO	A	TO	Blk	Stl	Pts	Avg
2010-11	30	20	455	15.2	90	161	.559	0	0	.000	51	69	.739	58	96	154	5.1	51	1	4	27	45	7	231	7.7
2011-12	31	0	553	17.8	114	197	.579	0	1	.000	67	89	.753	63	115	178	5.7	52	1	17	31	76	17	295	9.5
2012-13	6	5	149	24.8	35	63	.556	0	0	.000	11	18	.611	14	39	53	8.8	11	0	4	11	18	4	81	13.5
TOTAL																									

HAMSON CAREER STATISTICS (CONFERENCE GAMES)

Year	GP	GS	Min	Avg	FG	FGA	Pct	3FG	FGA	Pct	FT	FTA	Pct	Off	Def	TR	Avg	PF	FO	A	TO	Blk	Stl	Pts	Avg
2010-11	16	16	271	16.9	56	97	.577	0	0	.000	27	36	.750	36	52	88	5.5	31	0	2	19	31	4	139	8.7
2011-12	16	0	289	18.1	61	108	.565	0	1	.000	36	49	.735	36	59	95	5.9	27	1	8	14	40	9	158	9.9
TOTAL	32	16	560	17.5	117	205	.571	0	1	.000	63	85	.742	1	8	9	0.6	58	1	10	33	71	13	297	9.3

21 — LEXI EATON

5-10 • SOPHOMORE • GUARD • MAPLETON, UTAH (SPRINGVILLE HS)



In 2012-13

- Suffered season-ending ACL injury to right knee during the home game vs. Utah State
- Had team highs in points and in rebounds with 18 and 9 respectively vs. Creighton, the points mark the 7th time on the year that she's finished the game in double figure points, the rebounds were season and career bests
- Led the team in points with 13 at Washington State marking her 6th straight double figure outing in points
- Finished the game at Arizona with 12 points for her 5th straight double figure contest while going 6-for-6 from the free throw line
- Led all scorers with 17 points at Boston College while grabbing 5 boards and 3 assists
- Recorded second straight double figure outing in points at Dartmouth with 19 leading all scorers
- In the game at Dartmouth shot .833, 5-6 from the charity stripe
- Led all scorers with 24 points in the home opener vs. Weber State while dishing out 4 assists and getting 1 block

In 2011-12

- Started in all 33 games as a freshman
- Team's second leading scorer averaging 10.5 points per game
- Ranked fourth in field goal percentage .458 (131-286)
- Scored in double digits in 20 games
- Named WCC Co-Newcomer of the Year and made the WCC All-Freshman Team
- Was named the Female Rookie of the Year by the Cougar Club
- In the WCC ranked seventh in field goal percentage and 18th in scoring
- Posted season highs of 26 points, 8 rebounds, 2 3-pointers, 5 assists, 4 steals and 2 blocks
- The 26 points vs. San Diego in the WCC Championships were the most scored by any BYU player on the year
- Is a dual-sport student-athlete competing as a high jumper on the women's track and field team

Personal

- Parents are Alan and Aleisa
- Has six siblings
- Majoring in psychology

2012-13 SEASON HIGHS

PTS	24, vs. Weber State – 11/9/12
REB	9, vs. Creighton at ESA – 11/28/12
AST	4, vs. Weber State – 11/9/12
STL	1, at Arizona – 11/20/12
BLK	1, vs. Weber State – 11/9/12
FGM	9, vs. Weber State – 11/9/12
FGA	17, at Washington State – 11/24/12
3PM	2, at Dartmouth – 11/13/12
3PA	4, at Dartmouth – 11/13/12
FTM	6, twice, last vs. Creighton – 11/28/12
FTA	8, twice, last vs. Creighton – 11/28/12

CAREER HIGHS

PTS	26, vs. San Diego – 3/3/12
REB	9, vs. Creighton – 11/28/12
AST	5, vs. Portland – 1/21/12
STL	4 vs. Nevada – 12/22/11
BLK	2, three, last at San Diego – 1/14/12
FGM	10, vs. San Diego – 3/3/12
FGA	20, vs. Duke – 11/11/11
3PM	3, twice, last vs. San Diego – 3/3/12
3PA	5, vs. San Diego – 3/3/12
FTM	6, three, last vs. Creighton – 11/28/12
FTA	8, twice, last vs. Creighton – 11/28/12

MISCELLANEOUS

	12-13	Career
Double-Figure PTS	7	27
20-plus Pts	1	2
Double-Doubles	0	0
3-plus AST	3	12
3-plus STL	0	4
3-plus 3-point FG	0	2
Scoring Leader	4	9
Rebound Leader	1	1
Assist Leader	0	0

EATON CAREER STATISTICS (ALL GAMES)

Year	GP	GS	Min	Avg	FG	FGA	Pct	3FG	FGA	Pct	FT	FTA	Pct	Off	Def	TR	Avg	PF	FO	A	TO	Blk	Stl	Pts	Avg
2011-12	33	33	752	22.8	131	286	.458	21	60	.350	63	82	.768	49	52	101	3.1	67	1	60	95	13	39	346	10.5
2012-13	8	8	225	28.1	45	98	.459	5	15	.333	30	44	.682	16	16	32	4.0	19	0	13	16	3	4	125	15.6
TOTAL																									

EATON CAREER STATISTICS (CONFERENCE GAMES)

Year	GP	GS	Min	Avg	FG	FGA	Pct	3FG	FGA	Pct	FT	FTA	Pct	Off	Def	TR	Avg	PF	FO	A	TO	Blk	Stl	Pts	Avg
2011-12	16	16	371	23.2	65	139	.468	14	36	.389	32	44	.727	26	23	49	3.1	37	0	27	51	10	13	176	11.0
2012-13																									
TOTAL	16	16	371	23.2	65	139	.468	14	36	.389	32	44	.727	26	23	49	3.1	37	0	27	51	10	13	176	11.0

Walk-on Bios

**1 — CARLY STRATTON**

5-7 • FRESHMAN • GUARD • ST. GEORGE, UTAH (HURRICANE HS)

Before BYU

- Four-year letterwinner in basketball
- Two-time team captain
- Team MVP
- Three-time First Team All-Region
- Averaged 9.7 points, 5.3 rebounds, 5.0 assists and 3.7 steals her senior year
- Played on the Red Rocks Raider Basketball Club
- Four-year letterwinner in soccer garnering Region MVP and First Team All-Region
- Four-year letterwinner in softball garnering First Team All-Region honors
- Four-year Honor Roll, National Honor Society and four-time Top Scholar award

Personal

- Parents are Craig and Connie
- Has five siblings
- Born in St. George, Utah

**30 — KYLIE BROWN**

5-7 • SOPHOMORE • GUARD • GRANGEVILLE, ID (GRANGEVILLE HS)

In 2011-12

- Saw action in nine games
- Averaged 2.5 minutes of playing time
- Shot 22 percent from the field and 14 percent from 3-point range
- Scored a total of 7 points, 1 steal and 1 assist during her freshman campaign
- Played in four West Coast Conference games

Personal

- Parents are Joel and Brandy
- Has two brothers and two sisters
- Born in West Lake, California

**50 — BROOKE ROMNEY** 6-1 • FRESHMAN • FORWARD • DALLAS, TX (WOODROW WILSON & ASFM HS)**Before BYU**

- Four-year letterwinner in basketball
- Two-time Spirit Award recipient in 2011 and 2012 at ASFM
- Team captain in 2012
- Leading scorer at ASFM in 2012, averaging 15.0 points per game
- Newcomer of the Year in 2008 at Woodrow Wilson HS
- Letterwinner in volleyball, softball and track and field
- Received the Steve Fordham Award at ASFM
- Four-year Honor Roll
- National Honor Society

Personal

- Parents are Brent and Ella
- Has five siblings
- Born in Dallas, Texas

Brigham Young University Combined Team Statistics (as of Jan 05, 2013)
All games

RECORD:	OVERALL	HOME	AWAY	NEUTRAL
ALL GAMES	10-4	7-0	3-3	0-1
CONFERENCE	1-0	1-0	0-0	0-0
NON-CONFERENCE	9-4	6-0	3-3	0-1

##	Player	gp-gs	min	avg	Total		3-Point		F-Throw		Rebounds				pf	dq	a	to	blk	stl	pts	avg
					fg-fga	fg%	3fg-fga	3fg%	ft-fga	ft%	off	def	tot	avg								
21	EATON, Lexi	8-8	225	28.1	45-98	.459	5-15	.333	30-44	.682	16	16	32	4.0	19	0	13	16	3	4	125	15.6
05	HAMSON, Jennifer	6-5	149	24.8	35-63	.556	0-0	.000	11-18	.611	14	39	53	8.8	11	0	4	11	18	4	81	13.5
04	BEESTON, Kim	14-14	426	30.4	46-114	.404	32-85	.376	20-27	.741	7	46	53	3.8	33	1	34	34	3	15	144	10.3
41	BAILEY, Morgan	14-7	299	21.4	61-107	.570	2-3	.667	12-20	.600	20	65	85	6.1	24	0	10	19	9	10	136	9.7
33	STEED, Haley	14-14	467	33.4	39-126	.310	24-77	.312	18-21	.857	8	52	60	4.3	25	0	107	41	4	29	120	8.6
45	UNGA, Keilani	14-14	352	25.1	36-82	.439	0-2	.000	11-19	.579	19	39	58	4.1	30	0	16	29	4	10	83	5.9
12	SEABORN, Stephanie	14-1	248	17.7	26-72	.361	16-56	.286	12-13	.923	11	26	37	2.6	17	0	18	12	1	5	80	5.7
03	GARFIELD, Ashley	14-1	205	14.6	21-48	.438	2-8	.250	25-30	.833	22	50	72	5.1	15	0	12	15	2	6	69	4.9
11	HARRY, Xojian	14-6	238	17.0	23-61	.377	7-24	.292	8-12	.667	6	15	21	1.5	28	0	8	14	6	6	61	4.4
15	MAEDA, Kylie	14-0	152	10.9	7-22	.318	3-10	.300	5-6	.833	2	14	16	1.1	10	0	24	14	1	8	22	1.6
30	BROWN, Kylie	6-0	23	3.8	2-6	.333	1-4	.250	0-0	.000	0	2	2	0.3	0	0	0	3	0	2	5	0.8
01	STRATTON, Carly	5-0	21	4.2	1-2	.500	0-0	.000	0-0	.000	0	1	1	0.2	3	0	1	3	0	1	2	0.4
50	ROMNEY, Brooke	5-0	20	4.0	0-3	.000	0-0	.000	0-0	.000	5	5	10	2.0	2	0	1	3	1	0	0	0.0
Team											24	29	53				1					
Total.....		14	2825		342-804	.425	92-284	.324	152-210	.724	154	399	553	39.5	217	1	248	215	52	100	928	66.3
Opponents.....		14	2825		284-782	.363	54-172	.314	166-237	.700	142	342	484	34.6	183	-	150	217	28	118	788	56.3

TEAM STATISTICS	BY	OPP	Date	Opponent	Score	Att.
SCORING	928	788	11/9/12	WEBER STATE	W 80-55	1120
Points per game	66.3	56.3	11/13/12	at Dartmouth	W 58-57	642
Scoring margin	+10.0	-	11/15/12	at Boston College	L 56-62	670
FIELD GOALS-ATT	342-804	284-782	11/16/12	at HARV	L 65-71	631
Field goal pct	.425	.363	11/20/12	at Arizona	W 62-48	3375
3 POINT FG-ATT	92-284	54-172	11/24/12	at Washington State	L 52-67	0
3-point FG pct	.324	.314	11/28/12	vs Creighton	Lot 62-65	325
3-pt FG made per game	6.6	3.9	12/4/12	UTAH STATE	W 81-77	449
FREE THROWS-ATT	152-210	166-237	12/08/12	at Utah	W 53-48	1925
Free throw pct	.724	.700	12/15/12	TULSA	W 70-48	439
F-Throws made per game	10.9	11.9	12/18/12	UC SANTA BARBARA	W 67-39	289
REBOUNDS	553	484	12/20/12	SEATTLE UNIVERSITY	W 70-62	425
Rebounds per game	39.5	34.6	12/29/12	WESTERN NEW MEXICO	W 72-31	787
Rebounding margin	+4.9	-	* 01/05/13	SAN FRANCISCO	W 80-58	719
ASSISTS	248	150				
Assists per game	17.7	10.7				
TURNOVERS	215	217				
Turnovers per game	15.4	15.5				
Turnover margin	+0.1	-				
Assist/turnover ratio	1.2	0.7				
STEALS	100	118				
Steals per game	7.1	8.4				
BLOCKS	52	28				
Blocks per game	3.7	2.0				
ATTENDANCE	4228	7568				
Home games-Avg/Game	7-604	6-1207				
Neutral site-Avg/Game	-	1-325				

* = Conference game

Score by Periods	1st	2nd	OT	Totals
Brigham Young Univer	464	458	6	928
Opponents	348	431	9	788

Brigham Young University Combined Team Statistics (as of Jan 05, 2013)
Conference games

RECORD:	OVERALL	HOME	AWAY	NEUTRAL
ALL GAMES	1-0	1-0	0-0	0-0
CONFERENCE	1-0	1-0	0-0	0-0
NON-CONFERENCE	0-0	0-0	0-0	0-0

##	Player	gp-gs	min	Total		3-Point		F-Throw		Rebounds				pf	dq	a	to	blk	stl	pts	avg	
				fg-fga	fg%	3fg-fga	3fg%	ft-fa	ft%	off	def	tot	avg									
03	GARFIELD, Ashley	1-0	26	26.0	5-7	.714	1-2	.500	3-3	1.000	3	7	10	10.0	2	0	0	1	0	0	14	14.0
41	BAILEY, Morgan	1-1	29	29.0	6-11	.545	0-0	.000	2-2	1.000	5	8	13	13.0	1	0	2	2	0	1	14	14.0
11	HARRY, Xojian	1-1	22	22.0	4-9	.444	2-5	.400	1-1	1.000	0	0	0	0.0	4	0	0	0	1	0	11	11.0
12	SEABORN, Stephanie	1-0	20	20.0	4-10	.400	2-7	.286	0-0	.000	0	0	0	0.0	2	0	3	0	0	0	10	10.0
04	BEESTON, Kim	1-1	30	30.0	4-10	.400	2-8	.250	0-0	.000	0	2	2	2.0	1	0	8	1	0	3	10	10.0
45	UNGA, Keilani	1-1	23	23.0	4-8	.500	0-1	.000	0-0	.000	2	3	5	5.0	3	0	0	1	0	1	8	8.0
33	STEED, Haley	1-1	27	27.0	3-9	.333	2-6	.333	0-0	.000	1	7	8	8.0	3	0	8	1	0	1	8	8.0
15	MAEDA, Kylie	1-0	15	15.0	1-5	.200	1-4	.250	0-0	.000	0	2	2	2.0	2	0	5	2	0	0	3	3.0
01	STRATTON, Carly	1-0	3	3.0	1-2	.500	0-0	.000	0-0	.000	0	1	1	1.0	0	0	0	0	0	0	2	2.0
50	ROMNEY, Brooke	1-0	2	2.0	0-0	.000	0-0	.000	0-0	.000	1	0	1	1.0	1	0	0	1	0	0	0	0.0
30	BROWN, Kylie	1-0	3	3.0	0-1	.000	0-1	.000	0-0	.000	0	0	0	0.0	0	0	0	1	0	0	0	0.0
Team											3	4	7									
Total.....		1	200		32-72	.444	10-34	.294	6-6	1.000	15	34	49	49.0	19	0	26	10	1	6	80	80.0
Opponents.....		1	200		19-57	.333	2-13	.154	18-24	.750	8	25	33	33.0	10	-	9	9	0	5	58	58.0

TEAM STATISTICS	BY	OPP	Date	Opponent	Score	Att.
SCORING	80	58	* 01/05/13	SAN FRANCISCO	w 80-58	719
Points per game	80.0	58.0				
Scoring margin	+22.0	-				
FIELD GOALS-ATT	32-72	19-57				
Field goal pct	.444	.333				
3 POINT FG-ATT	10-34	2-13				
3-point FG pct	.294	.154				
3-pt FG made per game	10.0	2.0				
FREE THROWS-ATT	6-6	18-24				
Free throw pct	1.000	.750				
F-Throws made per game	6.0	18.0				
REBOUNDS	49	33				
Rebounds per game	49.0	33.0				
Rebounding margin	+16.0	-				
ASSISTS	26	9				
Assists per game	26.0	9.0				
TURNOVERS	10	9				
Turnovers per game	10.0	9.0				
Turnover margin	-1.0	-				
Assist/turnover ratio	2.6	1.0				
STEALS	6	5				
Steals per game	6.0	5.0				
BLOCKS	1	0				
Blocks per game	1.0	0.0				
ATTENDANCE	719	0				
Home games-Avg/Game	1-719	0-0				
Neutral site-Avg/Game	-	0-0				

Score by Periods	1st	2nd	Totals
Brigham Young Univer	34	46	80
Opponents	22	36	58

2012-2013 BYU BASKETBALL RADIO/TV ROSTER



CARLY STRATTON
FRESHMAN, 5-7, GUARD



STEPHANIE ROVETTI
SOPHOMORE, 5-6, GUARD



ASHLEY GARFIELD
SOPHOMORE, 5-11, GUARD



KIM PARKER BEESTON
JUNIOR, 5-11, GUARD




JENNIFER HAMSON
JUNIOR, 6-7, CENTER




XOJIAN HARRY
SOPHOMORE, 5-11, GUARD



STEPHANIE SEABORN
JUNIOR, 6-0, FORWARD/GUARD




KYLIE MAEDA
FRESHMAN, 5-5, GUARD



LEXI EATON
SOPHOMORE, 6-0,
FORWARD/GUARD



KYLIE BROWN
SOPHOMORE, 5-7, GUARD



HALEY STEED
GRADUATE, 5-4, GUARD



MORGAN BAILEY
SOPHOMORE, 6-2, CENTER



KEILANI UNGA
SENIOR, 6-2, FORWARD



BROOKE ROMNEY
FRESHMAN, 6-1, FORWARD



JEFF JUDKINS
HEAD COACH



CHRIS BOETTCHER
ASSISTANT COACH



MELINDA BENDALL
ASSISTANT COACH



RAY STEWART
ASSISTANT COACH

