

**NO. 21 IOWA STATE CYCLONES (3-0)  
VS. BYU COUGARS (4-0)**

WEDNESDAY, NOV. 20 | 8:30 PM CST

PROVO, UTAH | MARRIOTT CENTER (20,900)

**Radio:** Cyclone Radio Network/Learfield**Talent:** John Walters (pxp); Eric Heft (color)**TV:** ESPNU**Talent:** Roxy Bernstein (pxp); Miles Simon (color)**Live Internet Video:** ESPN3/WatchESPN**Live Stats:** Available at Cyclones.com**Live Blog:** Available at Cyclones.com**2013-14 SCHEDULE/RESULTS**

3-0, 0-0 Big 12 (home: 3-0, away: 0-0, neutral, 0-0)

**NOVEMBER****3** Augustana (S.D.) (exh.) (Ctv) **W, 90-68****10** UNC-Wilmington (Ctv) **W, 95-62****12** Texas A&M-Corpus Christi (Ctv) **W, 80-50****17** No. 7 Michigan (ESPN2) **W, 77-70**

20 at BYU (ESPNU) 8:30 p.m.

**25** UMKC (Ctv) **7 p.m.****DECEMBER****2** \$Auburn (ESPNU) **6 p.m.**

7 &amp;vs. UNI (Mediacom) 5 p.m.

**13** %Iowa (ESPNU) **8:30 p.m.**

22 ^vs. George Mason (ESPNU) 4:30 p.m.

23 ^vs. Oregon State/Akron (ESPNU) TBA

25 ^vs. TBA (TBD) TBA

**31** Northern Illinois (Ctv) **6 p.m.****JANUARY**

4 \*at Texas Tech (Big 12) 12:45 p.m.

**7** \*Baylor (ESPN2) **6 p.m.**

11 \*at Oklahoma (ESPNU) 11 a.m.

**13** \*Kansas (ESPN) **8 p.m.**

18 \*at Texas (Big 12) 3 p.m.

**25** \*Kansas State (Big 12) **12:45 p.m.**

29 \*at Kansas (ESPNU) 8 p.m.

**FEBRUARY****1** \*Oklahoma (Big 12) **3 p.m.**

3 \*at Oklahoma State (ESPN) 8 p.m.

**8** \*TCU (Big 12) **3 p.m.**

10 \*at West Virginia (ESPNU) 6 p.m.

**15** \*Texas Tech (Big 12) **12:45 p.m.****18** \*Texas (ESPN2) **6 p.m.**

22 \*at TCU (ESPN/2) 3 p.m.

**26** \*West Virginia (Big 12) **7 p.m.****MARCH**

1 \*at Kansas State (ESPNU) 6 p.m.

4 \*at Baylor (ESPN2) 6 p.m.

8 \*Oklahoma State (ESPN/2) 1 p.m.

12-15 #Phillips 66 Big 12 Championships

Home games in bold

\*Big 12 Conference game

\$Big 12/SEC Challenge

&amp;Hy-Vee Big Four Classic, Des Moines, Iowa

%Iowa Corn Cy-Hawk Series

#Phillips 66 Big 12 Championship, Kansas City, Mo.

**IOWA STATE QUICK FACTS**

<b>Location</b>	Ames, Iowa
<b>Enrollment</b>	33,241
<b>Nickname/Mascot</b>	Cyclones/Cy
<b>Colors</b>	Cardinal & Gold
<b>Arena</b>	Hilton Coliseum (14,384)
<b>President</b>	Dr. Steven Leath
<b>Director of Athletics</b>	Jamie Pollard
<b>Website</b>	Cyclones.com
<b>Facebook</b>	Iowa State Men's Basketball
<b>Twitter</b>	@CycloneMBB

**CYCLONE NOTEBOOK**

- No. 21 Iowa State (3-0, 0-0) faces its first road test Wednesday night when it travels to Provo, Utah to face BYU (4-0). It marks the earliest road contest out of the state of Iowa for the Cyclones since 2007-08 when they traveled to Bradley (Nov. 14; L, 65-56). ISU is looking to start 4-0 for the third time in four years under head coach Fred Hoiberg.
- Iowa State, which is 5-0 all-time against BYU, jumped back into the rankings following Sunday's win over then-No. 7 Michigan. It is the first national ranking for the Cyclones since late in the 2011-12 season and the highest national ranking since 2000-01 season when ISU won the Big 12.
- The win over Michigan matched the highest-ranked nonconference opponent ISU has ever defeated at Hilton Coliseum.
- Against Michigan, senior preseason All-Big 12 pick Melvin Ejim returned to the lineup after missing two games (hyperextended knee). Ejim made a big splash in his season debut. He finished with a game-high 22 points and also grabbed nine boards and three steals in 28 minutes to earn Big 12 Player of the Week honors.
- The Cyclones have won both Big 12 Player of the Week honors this season with Ejim winning this week and Naz Long taking the season's first award after an 8-of-11 performance from behind the arc against UNCW.
- Iowa State's offensive attack has been very balanced this season. The Cyclones have had a different leading scorer and five players in double figures in each game this season. The Cyclones' top seven players are each averaging at least 7.3 points per game.
- The Cyclones are second in the Big 12 averaging 18.3 assists per game. DeAndre Kane (T-3rd, 5.7) and Georges Niang (T-8th, 4.0) rank among the top-15 in the league.
- Iowa State is shooting 41.6 percent from behind the arc, despite a 6-of-20 shooting night vs. Michigan. Four of Iowa State's top seven players are shooting at least 42 percent from long range, including Long who is leading the Big 12 shooting 65 percent (13-of-20).
- Kane, who will be playing in his 100th career game (96 at Marshall) has been a stat sheet filler for the Cyclones, averaging 13.7 points, 7.7 rebounds and 5.7 assists. Kane is the only player in the Big 12 averaging at least 13-7-5.

**2013-14 IOWA STATE CYCLONES****Possible Starters (Based on previous game)**

No-Name	Pos.	Ht.	Wt.	Yr.	Hometown (Last School)	Pts.	Reb.	Asst.
31-Georges Niang	F	6-7	240	So.	Methuen, Mass. (Tilton School)	12.7	5.7	4.0
<i>26 games w/10+ points, including three this season; scored 10 points vs. Michigan.</i>								
22-Dustin Hogue	F	6-6	215	Jr.	Yonkers, N.Y. (Indian Hills C.C.)	11.7	9.0	1.0
<i>Tied for team lead and 2nd in Big 12 with 9.0 rpg; first career double-double (12 pts-10 rbs) vs. UM.</i>								
21-Matt Thomas	G	6-3	200	Fr.	Onalaska, Wis. (Onalaska)	8.3	3.3	1.7
<i>Leads team in minutes per game (29.3); scored career-best 13 points vs. TAMU-CC.</i>								
50-DeAndre Kane	G	6-4	200	Sr.	Pittsburgh, Pa. (Marshall)	13.7	7.7	5.7
<i>Has played in 99 career games; sixth in the Big 12 in rebounds per game.</i>								
15-Naz Long	G	6-4	205	So.	Mississauga, Ontario (St. Martin)	15.7	1.7	1.3
<i>Has hit 13-of-20 three-pointers to start the season; second on team in scoring.</i>								

**Off The Bench**

3-Melvin Ejim	F	6-6	220	Sr.	Toronto, Ontario (Brewster Academy)	22.0	9.0	3.0*
11-Monté Morris	G	6-2	170	Fr.	Flint, Mich. (Beecher)	7.3	4.0	3.3
42-Daniel Edozie	F	6-8	245	Jr.	Compton, Calif. (Tyler J.C.)	3.0	4.5	1.0&
24-Percy Gibson	C	6-9	255	Jr.	Detroit, Mich. (Southeastern)	2.0	3.5	1.5&
4-Sherron Dorsey-Walker	G	6-4	200	Fr.#	Detroit, Mich. (Pershing)	1.0	1.0	1.0
23-K.J. Bluford	G	6-1	175	Jr.	Minneapolis, Minn. (Northeast C.C.)	5.0	0.0	0.5
33-Tyler Ellerman	F	6-8	240	Sr.	Dallas Center, Iowa (DC-Grimes)	0.0	0.5	0.0
2-Abdel Nader	F	6-6	225	Jr.^	Skokie, Ill. (Northern Illinois)			Redshirting
12-Kourtlin Jackson	G	6-3	185	So.^	Des Moines, Iowa (John Wood C.C.)			Redshirting

**HC:** Fred Hoiberg (Iowa State, 1995) **Record at ISU:** 65-39/3 **Overall:** 65-39/3**Assts.:** Matt Abdelmassih (St. John's, 2007), Cornell Mann (Akron, 1995), Doc Sadler (Arkansas, 1982), Micah Byars (West Florida, 2006), Charlie Henry (Madonna, 2009)

#Has Redshirted ^Redshirting this season &amp;Blocks \*Steals

Contact Matt Shoultz, Assistant Director for Communications

Iowa State Athletics Jacobson Athletic Building Ames, IA 50011-1140 515-520-7642 mshoultz@iastate.edu @mjshoultz

# FRED HOIBERG

Head Coach • Fourth Season



**Hometown:** Ames, Iowa  
**High School:** Ames High School  
**College:** Iowa State, '95  
**Year in coaching:** Third  
**Wife:** Carol  
**Children:** Paige, Jack, Sam and Charlie

Fred Hoiberg – a favorite son and native of Ames, a Cyclone basketball legend, a 10-year NBA veteran and former executive with the Minnesota Timberwolves – was introduced April 28, 2010 as the 19th head men's basketball coach in Iowa State University history.

The 41-year-old-Hoiberg has led Iowa State to back-to-back NCAA Tournament berths and has put Iowa State basketball back in the national spotlight.

The Mayor earned Big 12 Co-Coach of the Year honors after leading Iowa State to a tie for third-place in the Big 12 standings at 12-6 in 2011-12.

ISU has won 23 games in each of the last two seasons and has seen a number of players recruited by Hoiberg earn recognition from the Big 12, including 2013 Newcomer of the Year Will Clyburn, Sixth Man of the Year Tyrus McGee and Scholar Athlete of the Year Melvin Ejim.

Hoiberg has also energized a fan-base, as Iowa State recorded 11 sell-outs and averaged over 13,000 fans in the last two seasons.

## HOIBERG HIGHLIGHTS

- Third-team All-American in 1995
- 1995 Big Eight Co-Male Athlete of the Year
- Third-most points in school history (1,993)
- Ranks fourth in career 3-pointers (183)
- Led the NBA in 3-point pct. (48.3) in 2005
- Played 10 years in the NBA (1996-2005)
- No. 32 jersey was retired by ISU (1997)
- Inducted into ISU's Hall of Fame (2005)
- 2011 Basketball Times' Rookie CoY
- 2012 Big 12 Co-Coach of the Year

## HOIBERG YEAR-BY-YEAR

Year	School	Record	Pct.
2010-11	Iowa State	16-16	.500
2011-12	Iowa State	23-11	.676
2012-13	Iowa State	23-12	.657
2013-14	Iowa State	3-0	1.00

**TOTAL:** overall (65-39, .625) conf. (26-26, .500)

## PRONUNCIATION GUIDE

<b>Matt Abdelmassih</b>	Abdel-massey
<b>Daniel Edozie</b>	e-DOH-zee
<b>Melvin Ejim</b>	EDGE-um
<b>Georges Niang</b>	George knee-YANG
<b>Monté Morris</b>	MAHN-tay
<b>Abdel Nader</b>	ab-DOOL NAY-der

## IOWA STATE VS. MICHIGAN RECAP

- Iowa State scored one of its biggest nonconference wins in school history Sunday when it defeated No. 7 Michigan 77-70 at Hilton Coliseum.
- ISU is known for its 3-point shooting, but against Michigan the Cyclones found a way to grind it out despite shooting just 6-of-20 from behind the arc. Naz Long (16 points) hit on four of those threes (4-of-6).
- Melvin Ejim returned after missing two games (hyperextended knee) to lead all scorers with 22 points to go along with nine boards and three steals. Ejim hit 8-of-14 field goals and 5-of-6 free throws and earned Big 12 Player of the Week honors for his effort.
- The Cyclones had five players in double figures for the third time in as many games this season.
- Dustin Hogue reached double-digits for the third game in a row to start his career. Hogue finished with 12 points and 10 rebounds to record his first career double-double.
- DeAndre Kane also reached double figures for the third time. Kane continues to fill the stat sheet, finishing with 13 points, six assists and five rebounds.
- After a slow start to the game, Georges Niang took advantage of a mismatch and scored six points in the final four minutes of the game to help seal the win for the Cyclones. Niang finished with 10 points.
- The Cyclones battled back from a nine point deficit in the first half to lead at halftime (35-34) and an eight point deficit with 12:47 left in the game.

## IOWA STATE TEAM QUICK FACTS

- Iowa State is playing its 107th season and the fourth under head coach Fred Hoiberg. Hoiberg has led the Cyclones to the NCAA Tournament the last two seasons and is seeking to become the second coach in school history to earn three berths in a row (Tim Floyd, 1995-97). Hoiberg is 64-39 overall at Iowa State.
- Iowa State has been picked to finish fourth in the Big 12 by the league's coaches. ISU was picked to finish eighth in the Big 12 in the previous two preseason polls. ISU finished third in 2012 and tied for fourth in 2013.
- Iowa State head coach Fred Hoiberg has won 46 games in the last two seasons, the third-best two-year win total in school history: Larry Eustachy (57), 2000-2001; Tim Floyd (47), 1995-96; **Fred Hoiberg (46), 2012-13.**
- Hoiberg needs 23 wins this season to record the most by an Iowa State head coach in his first four seasons. Larry Eustachy had 84 wins in his first four seasons, while Tim Floyd recorded 81 wins.
- Iowa State posted its second back-to-back 10-win league season in school history: 2000 (14), 2001 (13); 2012 (12), 2013 (11).

## IOWA STATE TEAM TRENDS

- In the Fred Hoiberg era, the Cyclones have made 10 or more 3-pointers in a game 49 times.
- Iowa State is 11-1 under Hoiberg when scoring 90+ points.
- Iowa State has had five players in double figures in all three games this season. It has been a different combination of players in each game.
- Monté Morris has hit the first six free throws of his career.
- ISU has outrebounded two of its three opponents this season.
- Iowa State has shot better than its opponents from the field in all three games.

## TOUGH STRETCH

- Iowa State entered a tough nonconference stretch beginning with the Michigan game.
- After Michigan, Iowa State travels to BYU on Wednesday. Following a tilt against UMKC (Nov. 25), Iowa State hosts Auburn (Dec. 2), plays a neutral site game against UNI (Dec. 7) and hosts Iowa (Dec. 13).

## FOLLOW THE CYCLONES ON CYCLONES.TV

Cyclones.tv will broadcast five games throughout the 2013-14 season. In addition to the games, viewers will also get postgame press conferences, Monday press conferences and many other special features during the season.

### CHANNEL LISTINGS:

W/Digital Cable Box - HD: 798; SD: 165.  
 Without Digital Cable Box - SD: 59.2



## PUTTING UP POINTS

- Iowa State is second in the Big 12 in scoring margin (thru Monday's games) at +23.3.
- ISU has had a different leading scorer in all three games this season.
- The Cyclones have seven players averaging over seven points per game, including five in double figures.
- Iowa State's 95 points in the season opener vs. UNC Wilmington was the 10th most scored in a home season opener in school history. The Cyclones only scored 95+ points twice in 2012-13.
- Iowa State was one of the nation's highest-scoring teams in 2012-13, leading the Big 12 and ranking third nationally in scoring at 79.4 ppg.
- The Cyclones have two players on the roster with 1,000 career points: DeAndre Kane (1,496) and Melvin Ejim (1,038), making them one of just seven teams nationally with a pair of 1,000-point scorers entering the season.
- Ejim became the 30th member of ISU's 1,000-point club vs. Kansas (March 15, 2013).

## SERIES NOTES VS. BYU

- Iowa State and BYU face off for the sixth time, with the Cyclones holding a 5-0 edge in the all-time series. BYU is one of just six schools that Iowa State has faced at least five times without a loss.
- Iowa State is 1-0 vs. the Cougars in games played in Provo, but has yet to face the Cougars at the Marriott Center.
- Provo, Utah is 4,553 feet above sea level. By comparison, Boulder, Colo. is at 5,430.
- The teams met last season, with Iowa State earning an 83-62 win over the Cougars at Hilton Coliseum.
- Will Clyburn hit 9-of-16 shots to lead the Cyclones with a career-high 32 points. Melvin Ejim scored 13 points and grabbed a team-high eight boards and Korie Lucious finished with 12 points and nine assists.
- The Cyclones used a great defensive effort, primarily from Chris Babb, to limit Tyler Haws to just nine points on 4-of-13 shooting. It was his second fewest points in a game all season (1 at Gonzaga).
- BYU head coach Dave Rose was an associate head coach with the Cougars in the 2000 meeting between the schools. Rose was a member of the 1983 University of Houston Phi Slamma Jamma team that lost to N.C. State in the NCAA championship game.
- Iowa State is 11-1 all-time vs. West Coast Conference schools. Its only loss was to Santa Clara, 78-62 in Lahaina, Hawaii (Nov. 25, 1990).
- BYU's Haws was a high school teammate of former Cyclone Justin Hamilton at Lone Peak H.S. in Alpine, Utah. Hamilton played two seasons at ISU (2008-09 & 2009-10) before transferring to LSU. He was the 45th player taken in the 2012 NBA Draft.

## IOWA STATE VS. RANKED OPPONENTS

- Iowa State is 75-230 all-time against ranked opponents (ranked at tip). The Cyclones are 1-0 against ranked opponents this season after going 3-7 against ranked foes in 2012-13.
- Iowa State is 8-116 vs. ranked opponents on the road, 51-70 vs. rated foes at home and 16-44 against ranked teams on neutral courts.
- Iowa State head coach Fred Hoiberg is 6-19 all-time vs. ranked opponents.
- ISU defeated five of its last six ranked opponents in Hilton Coliseum and is 34-3 at home in the last three seasons.

## FROM DISTANCE...

- Iowa State is averaging 10.7 three-pointers per game after hitting six vs. Michigan. The Cyclones led the nation with 9.9 per game last year.
- Naz Long, who hit 5-of-18 (27.8%) from long range as a freshman, is leading the Big 12 shooting 13-of-20 (65%) from behind the arc this season.
- Head coach Fred Hoiberg has emphasized accurate and high-volume outside shooting since he took over the reins of the Iowa State program in 2010-11. Hoiberg is a great role model. The Mayor ranks fourth in career 3-pointers (183) at Iowa State and led the NBA in 3-point percentage during the 2004-05 season (48.5%) as a member of the Minnesota Timberwolves.
- The top-three single-season 3-pointers made marks occurred in the first three years of the Fred Hoiberg era: 1. 2012-13, 346; 2. 2011-12, 293; 3. 2010-11, 275.



## BIG 12 ROUNDUP- 2013-14

	Big 12	Overall
Texas	0-0	4-0
Baylor	0-0	3-0
<b>Iowa State</b>	0-0	3-0
Oklahoma	0-0	3-0
Oklahoma State	0-0	3-0
Kansas	0-0	2-0
Texas Tech	0-0	3-1
Kansas State	0-0	2-1
West Virginia	0-0	2-1
TCU	0-0	0-2

## THE LAST TIME IOWA STATE...

**Scored 100 pts:** 104 vs. Chicago State (12-21-10)  
**Shot 60 pct. from field:** 61.5 (40-65) vs. Ala. A&M (11-12-12)  
**Shot under 30 pct. from field:** 27.1 (19-70) vs. Missouri (1-22-11)  
**Had 10 3-pointers:** 11 vs. TAMU-CC (11-12-13)  
**Had 40 FT attempts:** 41 vs. Drake (12-15-09)  
**Had 50 rebounds:** 51 vs. UNC Wilmington (11-10-13)  
**Had 30 assists:** 35 vs. North Florida (12-22-94)  
**Had 10 steals:** 10 vs. Kansas (3-15-13)  
**Had six players with 10 pts:** 6 vs. Kansas (1-9-13)  
 (Babb, Ejim, Lucious, Clyburn, McGee, Niang)  
**Had three players with 20 pts:** 3 at Texas (2-13-13)  
 (McGee 21, Ejim 20, Clyburn 20)

## THE LAST TIME A CYCLONE HAD...

**40 points:** 42, Craig Brackins vs. Kansas (1-24-09)  
**30 points:** 32, Will Clyburn vs. BYU (12-1-12)  
**5 3-pointers:** 8, Naz Long vs. UNC Wilmington (11-10-13)  
**20 rebs.:** 20, Jared Homan vs. North Carolina (3-20-05)  
**15 rebs.:** 16, Melvin Ejim vs. Texas (2-13-13)  
**10 assists:** 11, Korie Lucious vs. Texas (2-13-13)  
**5 steals:** 5, Korie Lucious vs. Kansas (3-15-13)  
**5 blocks:** 6, Jamie Vanderbeken vs. Northern Illinois (1-3-11)

## THE LAST TIME AN ISU OPPONENT...

**Scored 100 points:** 108 by Kansas (2-25-13)  
**Shot 60 pct. from field:** 60.0 (33-55) by Baylor (2-13-12)  
**Shot under 30 pct. from field:** 28.6 (18-63) by TAMU-CC (11-12-13)  
**Had 10 3-pointers:** 10 by West Virginia (3-9-13)  
**Had 50 rebounds:** 61 by Missouri (1-22-11)  
**Had 30 assists:** 31 by Texas A&M (1-16-99)  
**Had six players with 10 points:** 6 by Missouri (1-11-12)

## THE LAST TIME AN ISU OPPONENT...

**40 points:** 40, Devin Smith, Virginia (12-6-04)  
**30 points:** 39, Elijah Johnson, Kansas (2-25-13)  
**5 3-pointers:** 6, Elijah Johnson, Kansas (2-25-13)  
**20 rebounds:** 21, Stacey King, Oklahoma (1-30-88)  
**15 rebounds:** 15, Alec Burks, Colorado (3-9-11)  
**10 assists:** 10, Elijah Johnson, Kansas (1-9-13)  
**5 steals:** 5, Marcus Smart, Oklahoma State (3-6-13)  
**5 blocks:** 7, Jordan Henriquez, Kansas State (2-25-12)



- Iowa State led the Big 12 in 3-pointers made per game in Hoiberg's first three seasons, ranking 13th, 11th and 1st, respectively, in the nation.
- Ten of the top-12 Iowa State single-game 3-pointer made efforts have also occurred in the Hoiberg era, including a school-record 17 vs. Kansas last season.
- ISU has made 10 or more treys in a game 49 times in the Hoiberg era, connecting on 10+ 3-pointers in 47.1 pct. of the games in Hoiberg's tenure (49/104).
- ISU is averaging 9.1 3-pointers per game in the Hoiberg era.
- Last season, ISU led the nation in 3-pointers per game (9.9) and total 3-pointers made (346). It marked the first time in school history where the Cyclones led the nation in a statistical category. ISU also led the Big 12 and ranked 41st nationally in 3-point pct. at 37.4 pct.
- Iowa State has made a 3-pointer in 199 consecutive games. The last time the Cyclones were shut out from beyond the arc was on Nov. 9, 2007 vs. Winston-Salem State.

## EJIM IS ISU'S HEART AND SOUL

- Senior Melvin Ejim blossomed into one of the most consistent players in the Big 12.
- Ejim led the Big 12 in rebounding (9.3- 33rd in nation) and double-doubles (15- 15th in nation) as a junior. He posted a Big 12-high 20 double-digit rebounding efforts on the season.
- Ejim's rebounding technique is based on hustle and heart, not size. At 6-6, he became one of the shortest players in Big 12 history to lead the league on the boards.
- Only three players in Big 12 history led the league in rebounding at 6-6 or shorter: Terry Black (6-5), Baylor, 8.4 rpg in 2001; P.J. Tucker (6-5), Texas, 9.5 rpg in 2006; Melvin Ejim (6-6), Iowa State, 9.3 in 2013.
- Ejim is the Big 12's active career leader in double-doubles with 22.
- Ejim ranks seventh in career rebounds at Iowa State with 775.
- Ejim has recorded a double-double against all nine Big 12 teams and 19 teams overall. He has three double-doubles against Oklahoma in his career.
- Ejim is one of three players in school history (Jeff Grayer & Fred Hoiberg) with over 700 rebounds and 100 steals in a career.
- Ejim was the first Cyclone to lead the Big 12 in rebounding since Jackson Vroman (9.6) in 2004. He is one of six players in school history to lead the conference in rebounding and is looking to become just the fourth player to do so multiple times.

## LONG'S BIG NIGHT

- After spending the 2012-13 season playing behind an experienced group of guys (Korie Lucious, Chris Babb, Will Clyburn), Naz Long finally got his chance in the season opener against UNC Wilmington.
- Making his first career start, Long had one of the best shooting nights in school history. The Mississauga, Ontario native drilled 8-of-11 three-pointers and scored a career-high 26 points in just 26 minutes. As a freshman, Long was 5-of-18 on threes and scored 25 points.
- Long has played with some notable players during his career. He was a teammate of Kansas' Andrew Wiggins, No. 1 NBA Draft pick Anthony Bennett, Cory Joseph and former Texas guard Myck Kabongo. Long hails from the same hometown as Michigan's Nik Stauskas and the two played at rival high schools.

## THOMAS IN RARE COMPANY

- True freshman Matt Thomas started at guard in ISU's season-opening win vs. UNCW.
- Since freshmen were allowed to become eligible in the 1972-73 season, only 20 Cyclone rookies have ever started the season-opener...Thomas had 10 points, four rebounds and three assists.
- Melvin Ejim was the last ISU freshman to start in the first game of the year, recording 10 points and four boards vs. Northern Arizona on Nov. 12, 2010.
- Iowa State head coach Fred Hoiberg is one of the 20 Cyclone freshmen to start in their debut, recording 15 points vs. Maryland-Eastern Shore (Nov. 24, 1991).

## TEAM MISCELLANEOUS STATS

### SHOOTING PERCENTAGE IN A HALF

<b>High</b>	
<b>ISU</b>	65.4% (17-26) vs. TAMU-CC (11-12-13)
<b>Opp.</b>	42.9% (15-35) vs. Michigan (11-17-13)

<b>Low</b>	
<b>ISU</b>	40.7% (11-27) vs. TAMU-CC (11-12-13)
<b>Opp.</b>	20.7% (6-29) vs. UNCW (11-10-13)

### BENCH SCORING

	Points	PPG	Pct. of Scoring
<b>ISU</b>	66	21.0	26.1%
<b>Opp.</b>	52	17.3	28.5%

### RECORD WITH STARTERS

Hogue, Kane, Long, Niang, Thomas	3-0
----------------------------------	-----

### DOUBLE-DIGIT SCORING RECORDS

<b>1 player</b>	0-0
<b>2 players</b>	0-0
<b>3 players</b>	0-0
<b>4 players</b>	0-0
<b>5 players</b>	3-0
<b>6 players</b>	0-0

### STREAKS

#### All Opponents

<b>Total</b>	Won 3
<b>Home</b>	Won 4
<b>Road</b>	Won 1
<b>Neutral</b>	Lost 1

#### Big 12 Conference Opponents

<b>Total</b>	Lost 1
<b>Home</b>	Won 1
<b>Road</b>	Won 1
<b>Neutral</b>	Lost 1

#### Non-Conference Opponents

<b>Total</b>	Won 3
<b>Home</b>	Won 16
<b>Road</b>	Won 1
<b>Neutral</b>	Lost 1

#### AP/Coaches Top-25 ranked Teams

<b>Total</b>	Won 1
<b>Home</b>	Won 2
<b>Road</b>	Lost 11
<b>Neutral</b>	Lost 1

- Last win over ranked team: Nov. 17, 2013-#7 Michigan, 77-70
- Last home win over ranked team: Nov. 17, 2013-#7 Michigan, 77-70
- Last road win over ranked team: March 6, 2010-#5 Kansas State, 85-82 (OT)
- Last neutral win over ranked team: March 22, 2013-#23 Notre Dame, 76-58



## WHAT'S THIS?

Download a QR Code reader by visiting <http://tinyurl.com/howtoqr> then scan the QR codes inside the notes to quickly view the entire bios of each player.

## NEW LOOK

- Seven players saw their first career action with the Cyclones against UNCW.
- The Cyclones had three players start in the season opener - Dustin Hogue, Naz Long, Matt Thomas - that had never started a D1 game. It marks the first time since 2007-08 vs. Winston-Salem State that ISU started three players with no college starts in the season opener (Craig Brackins, Sean Haluska, Bryan Petersen).

## EJIM/NIANG COMBO IS SPECIAL

- Iowa State returns one of the best frontcourts in college basketball in Ejim and Niang. Join Baylor as the only two schools in the Big 12 to return two posts that averaged double figures last season (Niang, 12.1; Ejim, 11.3). They are one of just six schools in a "power conference" to do so and the only one of those that made the NCAA Tournament last season. They combined for 62 three-pointers last season at a 37.3 percent clip.

## KANE ON BOB COUSY AWARD WATCH LIST

- Senior guard DeAndre Kane was named to the Bob Cousy Award Watch List prior to the start of the season. Kane was 11th nationally averaging 7.0 assists per game last season at Marshall.

## HILTON MAGIC

- Hilton Coliseum has long been considered one of the toughest places to play in college basketball. Built in 1971, ISU has recorded a 74.4 pct. winning mark (481-165).
- Iowa State has sold a school-record 11,468 season tickets this season. The Cyclones are averaging 14,002 fans per game this season.
- ISU has been ranked in the top-30 nationally in attendance the last six seasons.
- ISU ranked 22nd in the nation and second in the Big 12 in attendance last year, averaging 13,393 fans per game, the second-best season total since 1992-93.
- Iowa State has had 13 sellouts in the last three seasons, including the season opener vs. UNCW and the game against Michigan.
- ISU went 16-1 in Hilton Coliseum in 2012-13, registering the sixth-best single-season winning pct. (94.1 pct.) in Hilton Coliseum in school history.
- Fred Hoiberg is 48-9 in Hilton Coliseum in his head coaching tenure, including a 35-3 mark in the last three seasons.
- As a player (1992-95) and head coach (2011-) at ISU, Hoiberg is 101-19 in Hilton Coliseum. 1992 (14-2), 1993 (16-0), 1994 (10-5), 1995 (13-3), 2011 (13-6), 2012 (16-2), 2013 (16-1), 2014 (3-0).

## CYCLONES ADD ONE IN FALL SIGNING PERIOD

- Iowa State head coach Fred Hoiberg signed top-100 point guard Clayton Custer (6-1, 160, Overland Park, Kan.). Custer is one of the nation's best point guards and one of the best prospects from Kansas. He's ranked No. 90 according to Rivals.com and has led Blue Valley Northwest to back-to-back Class 6A titles.

## DOUBLE-DOUBLE

Melvin Ejim enters the season as the Big 12's active career leader with 22 double-doubles. Here is a list of them:

Opponent	Pts-Rebs
Freshman (4)	
Kennesaw State (11-24-10)	14-12
Southeast Missouri (12-6-10)	18-10
Northern Illinois (1-3-11)	11-11
Oklahoma (1-29-11)	19-12
Sophomore (3)	
Mississippi Valley State (12-31-11)	15-15
Oklahoma (2-18-12)	10-14
at Missouri (2-29-12)	10-13
Junior (15)	
Alabama A&M (11-12-12)	16-10
at UNLV (11-24-12)	10-11
Florida Gulf Coast (12-4-12)	14-12
vs. Drake (12-15-12)	21-11
Yale (1-1-13)	11-12
at Kansas (1-9-13)	19-11
West Virginia (1-16-13)	16-13
at TCU (1-19-13)	10-12
at Kansas State (2-9-13)	13-11
at Texas (2-13-13)	20-16
at Baylor (2-20-13)	20-12
Texas Tech (2-23-13)	13-13
Oklahoma State (3-6-13)	13-12
vs. Oklahoma (3-14-13)	23-12
vs. Ohio State (3-24-13)	10-11

## IOWA STATE...

	2013-14	Under Hoiberg
Against non-conference foes:	3-0	38-10
Against Big 12 foes:	0-0	27-29
When outrebounds opponent:	2-0	48-14
When outrebounded by opponent:	1-0	16-25
When rebounds are tied:	0-0	1-0
When ahead at half:	3-0	57-10
When opponent is ahead at half:	0-0	8-27
When game is tied at the half:	0-0	0-2
When shoots 50 percent or better:	2-0	27-2
When shoots less than 50 percent:	1-0	38-37
When shoots better than opponent:	3-0	56-5
When shoots worse than opponent:	0-0	9-24
When shoots the same as opponent:	0-0	0-0
When commits more TO than opponent:	1-0	25-20
When commits less TO than opponent:	0-0	23-14
When commit same number of TO:	2-0	5-2
When scores 59 points or less:	0-0	1-6
When scores 60-69 points:	0-0	8-12
When scores 70-79 points:	1-0	21-15
When scores 80-89 points:	1-0	24-5
When scores 90 or more points:	1-0	11-1
When opponents scores 59 points or less:	1-0	23-1
When opponents scores 60-69 points:	1-0	23-6
When opponents scores 70-79 points:	1-0	14-15
When opponents scores 80-89 points:	0-0	4-12
When opponents scores 90-99 points:	0-0	1-4
When game is decided by five or less points:	0-0	10-11
When game is decided by 6-10 points:	1-0	17-18
When game is decided by 11 or more points:	2-0	38-10
When reaching 40 points first:	2-0	53-11
When opponent reaches 40 points first:	1-0	11-28
When leading with five minutes left:	3-0	63-9
When trailing with five minutes left:	0-0	2-29
When game is tied with five minutes left:	0-0	0-1
When leading with one minute left:	3-0	63-7
When trailing with one minute left:	0-0	2-34
When game is tied with one minute left:	0-0	0-2
When outscoring opponents' bench:	2-0	41-11
When opponents' bench outscores ISU:	1-0	21-25
When both benches score same:	0-0	3-3
When making more FT than opponent:	2-0	48-9
When making less FT than opponent:	1-0	13-32
When making same number of FT:	0-0	4-1
When making 15 or more free throws:	0-0	33-11
When making less than 15 free throws:	3-0	32-28
When opponent makes 15 or more FT:	1-0	13-25
When opponent makes less than 15 FT:	2-0	52-14
At home:	3-0	48-9
On the road:	0-0	10-24
At neutral sites:	0-0	7-6
On ESPN Networks:	1-0	14-10
vs. AP/ESPN Top-25 Teams:	1-0	6-18
vs. AP/ESPN Top-15 Teams:	1-0	5-14
vs. AP/ESPN Top-10 Teams:	1-0	3-11
In Overtime:	0-0	1-5

## STREAKS

## IOWA STATE HOMECOURT STREAKS

1. 39- 2/16/99-11/30/01 (four seasons)
2. 22- 1/18/12-2/25/13 (two seasons)
- 22- 2/16/85-12/22/86 (three seasons)
4. 21- 3/4/92-12/21/93 (three seasons)

Current streak - 4- 3/6/13-present

## IOWA STATE CONFERENCE HOMECOURT STREAKS

1. 18- 2/16/99-1/9/02 (four seasons)
2. 14- 1/18/12-2/25/13 (two seasons)
3. 12- 2/16/85-1/20/87 (three seasons)
4. 9- 2/10/34-1/25/36 (three seasons)

Current streak - 1- 3/6/13-present

## HOIBERG'S ALL-TIME RECORD IN HILTON COLISEUM

1991-92	14-2 (freshman)
1992-93	16-0 (sophomore)
1993-94	10-5 (junior)
1994-95	13-3 (senior)
2010-11	13-6 (head coach)
2011-12	16-2 (head coach)
2012-13	16-1 (head coach)
2013-14	3-0 (head coach)
<b>Total</b>	<b>101-19 (84.2 pct.)</b>

## TEAM RECORDS

## TOP SINGLE-GAME 3-POINTERS MADE

1. \*17 vs. Kansas (2-25-13)
  2. \*16 vs. Northern Colorado (11-22-11)
  3. \*15 vs. UNC Wilmington (11-10-13)
  - \*15 vs. Oklahoma (2-4-12)
  - 15 vs. UW-Milwaukee (11-16-08)
  6. \*14 vs. Kansas (1-9-13)
  - \*14 vs. TCU (2-16-13)
  - \*14 vs. West Virginia (3-9-13)
  - \*14 vs. Rice (11-26-11)
  - \*14 vs. Kansas (2-12-11)
  - \*14 vs. Baylor (1-15-11)
  - 14 vs. Drake (11-17-09)
- \*Hoiberg era

## RECORDS AND TRENDS

### CAREER RECORDS

#### POINTS

1.	2,502	Jeff Grayer, 1985-88
2.	2,190	Barry Stevens, 1982-85
3.	1,993	Fred Hoiberg, 1992-95
4.	1,892	Victor Alexander, 1988-91
5.	1,830	Marcus Fizer, 1998-2000
6.	1,825	Julius Michalik, 1992-95
7.	1,810	Jake Sullivan, 2001-04
8.	1,752	Hercle Ivy, 1973-76
9.	1,724	Justus Thigpen, 1990-93
10.	1,672	Zaid Abdul-Aziz, 1966-68
11.	1,651	Curtis Stinson, 2004-06
12.	1,539	Craig Brackins, 2008-10
13.	1,531	Andrew Parker, 1976-79
14.	1,498	Bill Cain, 1968-70
15.	1,446	Ron Harris, 1981-84
16.	1,364	Diante Garrett, 2008-11
17.	1,313	Jeff Hornacek, 1983-86
18.	1,280	Loren Meyer, 1992-95
19.	1,259	Robert Estes, 1979-82
20.	1,253	Gary Thompson, 1985-87
21.	1,245	Dean Uthoff, 1977-80
22.	1,186	Dedric Willoughby, 1996-97
23.	1,124	Jared Homan, 2002-05
24.	1,106	Scott Christopherson, 2010-12
25.	1,078	Will Blalock, 2004-06
26.	1,075	Rahshon Clark, 2005-08
27.	<b>1,060</b>	<b>Melvin Ejim, 2011-</b>
28.	1,032	Terry Woods, 1987-90
29.	1,027	Vince Brewer, 1960-63
30.	1,000	Al Koch, 1964-66

#### REBOUNDS

1.	1,233	Dean Uthoff, 1977-80
2.	1,025	Zaid Abdul-Aziz, 1966-68
3.	957	Bill Cain, 1968-70
4.	910	Jeff Grayer, 1985-88
5.	810	Victor Alexander, 1988-91
6.	777	Jared Homan, 2002-05
7.	<b>775</b>	<b>Melvin Ejim, 2011-</b>
8.	748	Fred Hoiberg, 1992-95
9.	736	Craig Brackins, 2008-10
10.	716	Marcus Fizer, 1998-2000
11.	705	Sam Hill, 1984-87
12.	677	Loren Meyer, 1992-95
13.	674	Vince Brewer, 1960-63
14.	672	Henry Whitney, 1959-61
15.	670	Rahshon Clark, 2005-08
16.	666	Julius Michalik, 1992-95
17.	658	John Crawford, 1956-58
18.	655	Klay Edwards, 1996-99
19.	634	Robert Estes, 1979-82
20.	605	Stevie Johnson, 1997-2000

#### STEALS

1.	211	Jeff Hornacek, 1983-86
2.	210	Justus Thigpen, 1990-93
3.	207	Fred Hoiberg, 1992-95
4.	200	Curtis Stinson, 2004-06
5.	199	Jeff Grayer, 1985-88
6.	177	Will Blalock, 2004-06
	177	Jamaal Tinsley, 2000-01
8.	169	Ron Harris, 1981-84
9.	153	Diante Garrett, 2008-11
10.	146	Terry Woods, 1987-90
11.	143	Rahshon Clark, 2005-08
12.	134	Julius Michalik, 1992-95
13.	133	Terrence Allen, 1981-84
14.	132	Barry Stevens, 1982-85
15.	123	Ron Bayless, 1992-93
16.	116	Jacy Holloway, 1994-97
17.	111	Gary Thompkins, 1985-88

#### 18. 109 Melvin Ejim, 2011-

19.	107	Stevie Johnson, 1997-2000
20.	92	Ron Virgil, 1983-86

#### GAMES PLAYED

1.	128	Diante Garrett, 2008-11 (99 starts)
2.	126	Stevie Johnson, 1997-2000
	126	Julius Michalik, 1992-95 (107 starts)
	126	Fred Hoiberg, 1992-95 (123 starts)
5.	125	Jared Homan, 2002-05 (97 starts)
	125	Klay Edwards, 1995-99
	125	Jacy Holloway, 1994-97
	125	Jeff Grayer, 1985-88 (124 starts)
9.	124	Justus Thigpen, 1990-93 (103 starts)
10.	123	Rahshon Clark, 2005-08 (108 starts)
	123	Jake Sullivan, 2001-04 (115 starts)
	123	Jeff Hornacek, 1983-86 (109 starts)
13.	121	Gary Thompkins, 1985-88 (114 starts)
14.	120	Ron Virgil, 1983-86
15.	117	Terry Woods, 1987-90
	117	Barry Stevens, 1982-85 (111 starts)
17.	115	David Moss, 1983-86
18.	111	Loren Meyer, 1992-95
	111	Victor Alexander, 1988-91
	111	Ron Harris, 1981-84 (111 starts)
--	<b>102</b>	<b>Melvin Ejim, 2011- (93 starts)</b>

#### STARTS

1.	124	Jeff Grayer, 1985-88
2.	123	Fred Hoiberg, 1992-95
3.	115	Jake Sullivan, 2001-04
4.	114	Gary Thompkins, 1985-88
5.	111	Barry Stevens, 1982-85
	111	Ron Harris, 1981-84
7.	109	Jeff Hornacek, 1983-86
8.	108	Rahshon Clark, 2005-08
9.	107	Julius Michalik, 1992-95
10.	103	Justus Thigpen, 1990-93
11.	99	Diante Garrett, 2008-11
12.	98	Jacy Holloway, 1994-97
13.	97	Jared Homan, 2002-05
14.	96	Sam Hill, 1984-87
15.	95	Craig Brackins, 2008-10
16.	<b>93</b>	<b>Melvin Ejim, 2011-</b>
17.	91	Marcus Fizer, 1998-2000
18.	87	Curtis Stinson, 2004-06
19.	84	Victor Alexander, 1988-91
20.	82	Will Blalock, 2004-06

## PLAYER MISCELLANEOUS STATS

### CAREER PRODUCTION

#### 10-19 Point Games

Kane	59
Ejim	47
Niang	26
Gibson	6
Hogue	3
Thomas	2
Long	1
Morris	1

#### 20-29 Point Games

Kane	21
Ejim	7
Long	1

#### 30-39 Point Games

Kane	1
------	---

#### 40+ Point Games

Kane	1
------	---

#### 10+ Rebound Games

Ejim	31
Kane	5
Gibson	1
Hogue	1
Niang	1

#### 5+ Assist Games

Kane	37
Ejim	2
Niang	2
Long	1

#### 10+ Assist Games

Kane	8
------	---

#### Career Starts

Kane	96
Ejim	93
Niang	26
Gibson	10
Hogue	3
Long	3
Thomas	3

#### Career Double-Doubles

Ejim	22
Kane	7
Niang	1
Gibson	1
Hogue	1

#### Career Triple-Doubles

Kane	1
------	---

#### Career Dunks - Iowa State games only

Ejim	66
Hogue	2
Niang	2
Gibson	1
Kane	1

## 2013-14 PRODUCTION

### GAMES LEADING IOWA STATE IN...

#### Scoring

Ejim	1
Kane	1
Long	1

#### Rebounding

Hogue	2
Kane	1

#### Assists

Kane	2
Niang	1

#### Steals

Morris	2
Ejim	1

#### Blocks

Ejim	1
Gibson	1
Hogue	1

#### 10-19 Point Games

Hogue	3
Kane	3
Niang	3
Thomas	2
Long	1
Morris	1

#### 20-29 Point Games

Ejim	1
Long	1

#### 30-39 Point Games

None

#### 10+ Rebound Games

Hogue	1
Kane	1

#### 5+ Assist Games

Kane	2
Niang	1

#### Season Double-Doubles

Hogue	1
Kane	1

#### Season Dunks

Hogue	2
Kane	1

# Men's Basketball Series vs. BYU

## #3 Melvin Ejim - 13.0 ppg, 8.0 rpg, 2.0 apg

Date	MP	FG-Att	Pct	3Pt-Att	Pct	FT-Att	Pct	PF	Off	Def	Tot	A	TO	BS	S	TP
Dec. 1, 2012	28	5-8	.625	1-2	.500	2-2	1.000	1	4	4	8	2	4	1	1	13
<b>TOTALS</b>	<b>28</b>	<b>5-8</b>	<b>.625</b>	<b>1-2</b>	<b>.500</b>	<b>2-2</b>	<b>1.000</b>	<b>1</b>	<b>4</b>	<b>4</b>	<b>8</b>	<b>2</b>	<b>4</b>	<b>1</b>	<b>1</b>	<b>13</b>

## #31 Georges Niang - 3.0 ppg, 4.0 rpg, 2.0 apg

Date	MP	FG-Att	Pct	3Pt-Att	Pct	FT-Att	Pct	PF	Off	Def	Tot	A	TO	BS	S	TP
Dec. 1, 2012	14	1-3	.333	0-1	.000	1-2	.500	3	1	3	4	2	2	0	1	3
<b>TOTALS</b>	<b>14</b>	<b>1-3</b>	<b>.333</b>	<b>0-1</b>	<b>.000</b>	<b>1-2</b>	<b>.500</b>	<b>3</b>	<b>1</b>	<b>3</b>	<b>4</b>	<b>2</b>	<b>2</b>	<b>0</b>	<b>1</b>	<b>3</b>

## #15 Naz Long - 0.0 ppg, 0.0 rpg, 1.0 apg

Date	MP	FG-Att	Pct	3Pt-Att	Pct	FT-Att	Pct	PF	Off	Def	Tot	A	TO	BS	S	TP
Dec. 1, 2012	4	0-0	.000	0-0	.000	0-0	.000	1	0	0	0	1	1	0	0	0
<b>TOTALS</b>	<b>4</b>	<b>0-0</b>	<b>.000</b>	<b>0-0</b>	<b>.000</b>	<b>0-0</b>	<b>.000</b>	<b>1</b>	<b>0</b>	<b>0</b>	<b>0</b>	<b>1</b>	<b>1</b>	<b>0</b>	<b>0</b>	<b>0</b>

## #24 Percy Gibson - 7.0 ppg, 2.0 rpg, 0.0 apg

Date	MP	FG-Att	Pct	3Pt-Att	Pct	FT-Att	Pct	PF	Off	Def	Tot	A	TO	BS	S	TP
Dec. 1, 2012	27	3-6	.500	0-0	.000	1-4	.250	3	0	7	7	0	1	0	0	7
<b>TOTALS</b>	<b>27</b>	<b>3-6</b>	<b>.500</b>	<b>0-0</b>	<b>.000</b>	<b>1-4</b>	<b>.250</b>	<b>3</b>	<b>0</b>	<b>7</b>	<b>7</b>	<b>0</b>	<b>1</b>	<b>0</b>	<b>0</b>	<b>7</b>

## #33 Tyler Ellerman - 0.0 ppg, 0.0 rpg, 0.0 apg

Date	MP	FG-Att	Pct	3Pt-Att	Pct	FT-Att	Pct	PF	Off	Def	Tot	A	TO	BS	S	TP
Dec. 1, 2012	1	0-0	.000	0-0	.000	0-0	.000	0	0	0	0	0	0	0	0	0
<b>TOTALS</b>	<b>1</b>	<b>0-0</b>	<b>.000</b>	<b>0-0</b>	<b>.000</b>	<b>0-0</b>	<b>.000</b>	<b>0</b>	<b>0</b>	<b>0</b>	<b>0</b>	<b>0</b>	<b>0</b>	<b>0</b>	<b>0</b>	<b>0</b>

- **Overall:** ISU leads 5-0
- **at Ames:** ISU leads 3-0
- **at Hilton Coliseum:** ISU leads 1-0
- **at Provo:** ISU leads 1-0
- **at Laie, Hawaii:** ISU leads 1-0
- **Hoiberg vs. BYU:** 1-0
- **Largest Iowa State Winning Margin**
- **at Ames:** 21 in 2012 (83-62), 21 in 1931 (47-26)
- **at Provo:** 9 in 1957 (54-45)
- **Largest BYU Winning Margin**
- **at Ames:** N/A
- **at Provo:** N/A
- **Current Streak Overall:** 5 by ISU
- **Longest ISU winning streak:** 5 (Present)





## MELVIN EJIM

Sr. • F • 6-6, 220 • Toronto, Ontario

### Ejim Notes

- ▶ Returned from injury (hyperextended knee) to earn Big 12 Player of the Week honors after scoring 22 points and grabbing nine rebounds in 28 minutes off the bench.
- ▶ Saw consecutive starts streak of 25 games end vs. UNCW.
- ▶ Preseason All-Big 12 selection.
- ▶ Candidate for Senior CLASS Award.
- ▶ Member of the Phi Kappa Phi National Academic Honor Society...Team co-captain.
- ▶ Competed for the Nigerian National Team in the summer of 2012 and Canadian World University Games Team in summer of 2013.
- ▶ Capital One Academic All-District 6 selection and First-Team Academic All-Big 12.
- ▶ 3rd-Team All-Big 12 and Big 12's Scholar-Athlete of the Year winner; NABC All-District 8.
- ▶ Big 12's active career leader in dbl-dbls (22).
- ▶ Has registered a double-double vs. every Big 12 team and 19 teams overall in his career.
- ▶ Ranks seventh in career rebounds at ISU with 775 boards.
- ▶ Became the 30th member of ISU's 1,000-point club; ranks 27th in career scoring at ISU (1,038).
- ▶ One of 3 players in ISU history (Jeff Grayer, Fred Hoiberg) with 1,000 pts., 700 reb. & 100 stls.
- ▶ Has 93 career starts, ranking 16th all-time in school history.
- ▶ Tallied 54 double-figure scoring games and 31 double-digit rebounding efforts in his career.
- ▶ Last name is pronounced EDGE-um.

### Miscellaneous Stats

Category	2013-14	Career
Double-Figure Points	1	54
20+ points	1	7
Double-Figure Rebounds	-	31
Double-Doubles	-	22
3+ Steals	1	7
2+ Blocks	-	5
Consecutive Starts	-	-
Consecutive Games w/10+ points	4	4
Consecutive Games w/10+ rebounds	1	1

### SEASON HIGHS

FG:	.....8 vs. Michigan (11-17-13)
FGA:	.....14 vs. Michigan (11-17-13)
3FG:	.....1 vs. Michigan (11-17-13)
3FGA:	.....1 vs. Michigan (11-17-13)
FT:	.....5 vs. Michigan (11-17-13)
FTA:	.....6 vs. Michigan (11-17-13)
OReb:	.....4 vs. Michigan (11-17-13)
DReb:	.....5 vs. Michigan (11-17-13)
Reb:	.....9 vs. Michigan (11-17-13)
PF:	.....1 vs. Michigan (11-17-13)
Points:	.....22 vs. Michigan (11-17-13)
Assists:	.....1 vs. Michigan (11-17-13)
TO:	.....2 vs. Michigan (11-17-13)
Blocks:	.....1 vs. Michigan (11-17-13)
Steals:	.....3 vs. Michigan (11-17-13)
Min:	.....28 vs. Michigan (11-17-13)


### CAREER HIGHS

FG:	.....9 vs. Creighton (11-21-10)
FGA:	.....17 vs. Texas (2-13-13)
3FG:	.....3, two times
3FGA:	.....5, three times
FT:	.....11 vs. Drake (12-15-12)
FTA:	.....14 vs. Drake (12-15-12)
OReb:	.....7 vs. Texas (2-13-13)
DReb:	.....12 vs. Mississippi Valley St. (12-31-11)
Reb:	.....16 vs. Texas (2-13-13)
PF:	.....5, 10 times
Points:	.....23 vs. Oklahoma (3-14-13)
Assists:	.....5, twice
TO:	.....7 vs. Kansas (1-28-12)
Blocks:	.....2, five times
Steals:	.....4, twice
Min:	.....45 vs. Texas (2-13-13)



VIEW EJIM'S  
COMPLETE BIO

Year	GP-GS	Min/Avg	Total			3-Point		FT-FTA	Pct	Off-Def	Tot	Avg	Rebounds			PF-FO	Ast	TO	Blk	Stl	Pts/Avg
			FG-FGA	Pct	FG-FGA	Pct	Pct						Ast	TO	Blk						
2010-11	32-30	889/27.8	121-249	.486	13-56	.232	73-105	.695	93-121	214	6.7	104-3	39	56	7	39	328/10.3				
2011-12	34-29	805/23.7	112-229	.489	11-50	.220	80-105	.762	82-144	226	6.6	95-2	35	46	10	33	315/9.3				
2012-13	35-34	965/27.6	143-284	.504	24-69	.348	85-122	.697	111-215	326	9.3	113-6	52	66	19	34	395/11.3				
2013-14	1-0	28/28.0	8-14	.571	1-1	1.000	5-6	.833	4-5	9	9.0	1-0	1	2	1	3	22/22.0				
<b>TOTAL</b>	<b>102-93</b>	<b>2687/26.3</b>	<b>384-776</b>	<b>.495</b>	<b>49-176</b>	<b>.278</b>	<b>243-338</b>	<b>.719</b>	<b>290-485</b>	<b>775</b>	<b>7.6</b>	<b>313-11</b>	<b>127</b>	<b>170</b>	<b>37</b>	<b>109</b>	<b>1060/10.4</b>				



### Dorsey-Walker Notes

- ▶ Redshirted 2012-13 season.
- ▶ Averaging 12.5 minutes a game. Scored his first career basket vs. Texas A&M-Corpus Christi.
- ▶ Played in Ivory Coast this summer as part of Athletes In Action team.
- ▶ Added 28 pounds since arriving on campus.
- ▶ Was one of the top prospects out of Michigan and ranked No. 125 nationally.
- ▶ High school teammate of Michigan State's Keith Appling at Pershing High School.
- ▶ Class valedictorian.

## SHERRON DORSEY-WALKER

RFr. • G • 6-4, 200 • Detroit, Mich.

### Miscellaneous Stats

Category	2013-14	Career
Double-Figure Points	-	-
20+ points	-	-
Double-Figure Assists	-	-
Double-Figure Rebounds	-	-
Double-Doubles	-	-
3+ Steals	-	-


### CAREER HIGHS

**FG:**..... 1 vs. TAMU-CC (11-12-13)  
**FGA:**..... 3 vs. TAMU-CC (11-12-13)  
**3FG:**..... N/A  
**3FGA:**..... 2 vs. UNCW (11-10-13)  
**FT:**..... N/A  
**FTA:**..... 1, twice  
**OReb:**..... 1 vs. TAMU-CC (11-12-13)  
**DReb:**..... 1 vs. TAMU-CC (11-12-13)  
**Reb:**..... 2 vs. TAMU-CC (11-12-13)  
**PF:**..... 1, twice  
**Points:**..... 2 vs. TAMU-CC (11-12-13)  
**Assists:**..... 2 vs. TAMU-CC (11-12-13)  
**TO:**..... 1, twice  
**Blocks:**..... 1 vs. UNCW (11-10-13)  
**Steals:**..... N/A  
**Min:**..... 14 vs. UNCW (11-10-13)



**VIEW  
DORSEY-WALKER'S  
COMPLETE BIO**

Year	GP-GS	Min/Avg	Total		3-Point			Rebounds							Pts/Avg			
			FG-FGA	Pct	FG-FGA	Pct	FT-FTA	Pct	Off-Def	Tot	Avg	PF-FO	Ast	TO		Blk	Stl	
2012-13																		
2013-14	2-0	25/12.5	1-5	.200	0-3	.000	0-2	.000	1-1	2	1.0	2-0	2	2	1	0	2/1.0	
<b>TOTAL</b>	<b>2-0</b>	<b>25/12.5</b>	<b>1-5</b>	<b>.200</b>	<b>0-3</b>	<b>.000</b>	<b>0-2</b>	<b>.000</b>	<b>1-1</b>	<b>2</b>	<b>1.0</b>	<b>2-0</b>	<b>2</b>	<b>2</b>	<b>1</b>	<b>0</b>	<b>2/1.0</b>	



11

## MONTÉ MORRIS

Fr. • G • 6-2, 170 • Flint, Mich.

### Morris Notes

- ▶ First guard off the bench.
- ▶ Has hit first six free throws of his career.
- ▶ Is 4-of-8 behind the arc.
- ▶ Leads team with four steals.
- ▶ Recorded first career double-figure game vs. TAMU-CC, finishing with 11 points, six boards and three assists.
- ▶ Had nine points, five rebounds and four assists in career debut vs. UNCW.
- ▶ One of the nation's best point guards out of high school.
- ▶ Won Michigan's Mr. Basketball Award in 2013.
- ▶ A top-100 national recruit and Parade All-American ... three-time Class C Associated Press Player of the Year ... *Detroit Free Press*' Dream Team member in 2012-13.
- ▶ First name is pronounced MAHN-tay ... nickname is "Man-Man."

### Miscellaneous Stats

Category	2013-14	Career
Double-Figure Points	1	1
20+ points	-	-
Double-Figure Assists	-	-
Double-Figure Rebounds	-	-
Double-Doubles	-	-
3+ Steals	1	1


### CAREER HIGHS

FG:	.....3 vs. UNCW (11-10-13)
FGA:	.....7 vs. UNCW (11-10-13)
3FG:	.....2, twice
3FGA:	.....3, twice
FT:	.....5 vs. TAMU-CC (11-12-13)
FTA:	.....5 vs. TAMU-CC (11-12-13)
OReb:	.....2 vs. UNCW (11-10-13)
DReb:	.....5 vs. TAMU-CC (11-12-13)
Reb:	.....6 vs. TAMU-CC (11-12-13)
PF:	.....2 vs. TAMU-CC (11-12-13)
Points:	.....11 vs. TAMU-CC (11-12-13)
Assists:	.....4 vs. UNCW (11-10-13)
TO:	.....3 vs. UNCW (11-10-13)
Blocks:	..... N/A
Steals:	.....3 vs. TAMU-CC (11-12-13)
Min:	.....28 vs. TAMU-CC (11-12-13)



VIEW MORRIS' COMPLETE BIO

Year	GP-GS	Min/Avg	Total		3-Point		Rebounds							Pts/Avg			
			FG-FGA	Pct	FG-FGA	Pct	FT-FTA	Pct	Off-Def	Tot	Avg	PF-FO	Ast		TO	Blk	Stl
2013-14	3-0	71/23.7	6-15	.400	4-8	.500	6-6	1.000	3-9	12	4.0	4-0	10	5	0	4	22/7.3
TOTAL	3-0	71/23.7	6-15	.400	4-8	.500	6-6	1.000	3-9	12	4.0	4-0	10	5	0	4	22/7.3



## NAZ LONG

So. • G • 6-4, 205 • Mississauga, Ontario

### Long Notes

- ▶ Leads Big 12 in 3-point field goal percentage (65.0) and is second in 3-point field goals made per game (4.3).
- ▶ Hit 5-of-7 field goals, including 4-of-6 from behind the arc, to finish with 16 points against Michigan.
- ▶ Earned Phillips 66 Big 12 Player of the Week after having one of the best shooting performances in school history vs. UNCW. Hit 8-of-11 threes in just 26 minutes to finish with a career-high 26 points in his first career start.
- ▶ His eight threes and 26 points were more than he had entire freshman season (five threes, 25 points).
- ▶ Started in place in of injured Melvin Ejim.
- ▶ Real name is Nazareth Jersey Mitrou-Long.

### Miscellaneous Stats

Category	2013-14	Career
Double-Figure Points	2	2
20+ Points	1	1
Double-Figure Assists	-	-
5+ Assists	-	1
Double-Doubles	-	-
3+ Steals	-	-
Consecutive Starts		3

### SEASON HIGHS

FG:	.....9 vs. UNCW (11-10-13)
FGA:	.....12 vs. UNCW (11-10-13)
3FG:	.....8 vs. UNCW (11-10-13)
3FGA:	.....11 vs. UNCW (11-10-13)
FT:	.....2 vs. Michigan (11-17-13)
FTA:	.....2 vs. Michigan (11-17-13)
OReb:	.....2 vs. UNCW (11-10-13)
DReb:	.....2 vs. Michigan (11-17-13)
Reb:	.....2, twice
PF:	.....3 vs. UNCW (11-10-13)
Points:	.....26 vs. UNCW (11-10-13)
Assists:	.....2, twice
TO:	.....1, twice
Blocks:	.....N/A
Steals:	.....N/A
Min:	.....30 vs. Michigan (11-17-13)

### CAREER HIGHS

FG:	.....9 vs. UNCW (11-10-13)
FGA:	.....12 vs. UNCW (11-10-13)
3FG:	.....8 vs. UNCW (11-10-13)
3FGA:	.....11 vs. UNCW (11-10-13)
FT:	.....2, three times
FTA:	.....2, three times
OReb:	.....2 vs. UNCW (11-10-13)
DReb:	.....3 vs. North Carolina A&T (11-20-12)
Reb:	.....4 vs. North Carolina A&T (11-20-12)
PF:	.....3, three times
Points:	.....26 vs. UNCW (11-10-13)
Assists:	.....7 vs. Alabama A&M (11-12-12)
TO:	.....3, twice
Blocks:	.....0
Steals:	.....1, six times
Min:	.....30 vs. Michigan (11-17-13)



VIEW LONG'S  
COMPLETE BIO

Year	GP-GS	Min/Avg	Total		3-Point		Rebounds										Pts/Avg
			FG-FGA	Pct	FG-FGA	Pct	FT-FTA	Pct	Off-Def	Tot	Avg	PF-FO	Ast	TO	Blk	Stl	
2012-13	18-0	124/6.9	8-23	.348	5-18	.278	4-4	1.000	1-13	14	0.8	11-0	18	15	0	6	25/1.4
2013-14	3-3	71/23.7	16-23	.696	13-20	.650	2-2	1.000	2-3	5	1.7	6-0	4	2	0	0	47/15.7
<b>TOTAL</b>	<b>21-3</b>	<b>195/9.3</b>	<b>24-46</b>	<b>.522</b>	<b>18-38</b>	<b>.474</b>	<b>6-6</b>	<b>1.000</b>	<b>3-16</b>	<b>19</b>	<b>0.9</b>	<b>17-0</b>	<b>22</b>	<b>17</b>	<b>0</b>	<b>6</b>	<b>72/3.4</b>



21

## MATT THOMAS

Fr. • G • 6-3, 200 • Onalaska, Wis.

### Thomas Notes

- ▶ Has scored in double figures in two of three games.
- ▶ Leads team in minutes played (29.3 mpg).
- ▶ Scored career-high 13 points and hit three treys vs. Texas A&M-CC.
- ▶ Scored 10 points, grabbed four rebounds and dished out three assists in first career game (UNCW).
- ▶ Is 20th ISU freshman and first since teammate Melvin Ejim in 2010 to start season opener.
- ▶ Played very little man-to-man defense before arriving at Iowa State.
- ▶ Trained with former Cyclone 1,000-point scorer Scott Christopherson (2010-12) while he was in high school. Christopherson's hometown of LaCrosse, Wis. is just 10 minutes from Thomas' Onalaska, Wis. home.
- ▶ Considered one of the best shooters in the class of 2013 and one of the best players from Wisconsin.
- ▶ A consensus top-100 national recruit, ranked as high as No. 51 by ESPN.
- ▶ Averaged 28.3 points and 9.7 rebounds as a senior, leading his high school to the state semifinals.
- ▶ Participated in the 2013 American Family Insurance High School 3-Point Championship, finishing third.

### Miscellaneous Stats

Category	2013-14	Career
Double-Figure Points	2	2
20+ points	-	-
Double-Figure Assists	-	-
Double-Figure Rebounds	-	-
Double-Doubles	-	-
3+ Steals	-	-
Consecutive Starts		3
Consecutive Games w/10+ points		-

### CAREER HIGHS


FG:	5 vs. TAMU-CC (11-12-13)
FGA:	10 vs. TAMU-CC (11-12-13)
3FG:	3 vs. TAMU-CC (11-12-13)
3FGA:	7 vs. TAMU-CC (11-12-13)
FT:	N/A
FTA:	1 vs. Michigan (11-17-13)
OReb:	1 vs. Michigan (11-17-13)
DReb:	4 vs. UNCW (11-10-13)
Reb:	4 vs. UNCW (11-10-13)
PF:	2 vs. UNCW (11-10-13)
Points:	13 vs. TAMU-CC (11-12-13)
Assists:	3 vs. UNCW (11-10-13)
TO:	1, twice
Blocks:	N/A
Steals:	N/A
Min:	31 vs. Michigan (11-17-13)



VIEW THOMAS' COMPLETE BIO

Year	GP-GS	Min/Avg	Total		3-Point		FT-FTA	Pct	Off-Def	Rebounds				TO	Blk	Stl	Pts/Avg
			FG-FGA	Pct	FG-FGA	Pct				Tot	Avg	PF-FO	Ast				
2013-14	3-3	88/29.3	10-24	.417	5-16	.313	0-1	.000	1-9	10	3.3	3-0	5	2	0	0	25/8.3
TOTAL	3-3	88/29.3	10-24	.417	5-16	.313	0-1	.000	1-9	10	3.3	3-0	5	2	0	0	25/8.3





22

**DUSTIN HOGUE**

Jr. • F • 6-6, 215 • Yonkers, N.Y.

**Hogue Notes**

- ▶ Second in the Big 12 in rebounding (9.0).
- ▶ Has scored in double figures in all three games of his career.
- ▶ Recorded first double-double with 12 points and 10 boards vs. Michigan. Played a team-high 37 minutes against the Wolverines.
- ▶ Scored career-high 13 points and grabbed eight rebounds vs. Texas A&M-CC.
- ▶ Started and finished with 10 points, nine rebounds and a team-high two blocks in 18 minutes vs. UNCW.
- ▶ High-energy player and strong rebounder.
- ▶ Averaged 12.9 points and 5.4 rebounds in 25 games as a sophomore at Indian Hills C.C.
- ▶ Brother, Douglas Hogue, Jr. played linebacker for the Carolina Panthers and Detroit Lions.

**Miscellaneous Stats**

Category	2013-14	Career
Double-Figure Points	3	3
20+ points	-	-
Double-Figure Assists	-	-
Double-Figure Rebounds	1	1
Double-Doubles	1	1
3+ Steals	-	-
2+ Blocks	1	1
Consecutive Starts		3
Consecutive Games w/10+ points		3

**CAREER HIGHS**

**FG:**..... 5, twice  
**FGA:**..... 12 vs. Michigan (11-17-13)  
**3FG:**..... 3 vs. TAMU-CC (11-12-13)  
**3FGA:**..... 4 vs. Michigan (11-17-13)  
**FT:**..... 4 vs. UNCW (11-10-13)  
**FTA:**..... 7 vs. UNCW (11-10-13)  
**OReb:**..... 2 vs. TAMU-CC (11-12-13)  
**DReb:**..... 9 vs. Michigan (11-17-13)  
**Reb:**..... 10 vs. Michigan (11-17-13)  
**PF:**..... 3, twice  
**Points:**..... 13 vs. TAMU-CC (11-12-13)  
**Assists:**..... 2 vs. Michigan (11-17-13)  
**TO:**..... 2 vs. TAMU-CC (11-12-13)  
**Blocks:**..... 2 vs. UNCW (11-10-13)  
**Steals:**..... 2 vs. TAMU-CC (11-12-13)  
**Min:**..... 37 vs. Michigan (11-17-13)



**VIEW HOGUE'S  
COMPLETE BIO**

Year	GP-GS	Min/Avg	Total		3-Point		FT-FTA	Pct	Off-Def	Rebounds				Pts/Avg			
			FG-FGA	Pct	FG-FGA	Pct				Tot	Avg	PF-FO	Ast		TO	Blk	Stl
2013-14	3-3	84/28.0	13-24	.542	3-7	.429	6-11	.545	4-23	27	9.0	8-0	3	3	2	2	35/11.7
<b>TOTAL</b>	<b>3-3</b>	<b>84/28.0</b>	<b>13-24</b>	<b>.542</b>	<b>3-7</b>	<b>.429</b>	<b>6-11</b>	<b>.545</b>	<b>4-23</b>	<b>27</b>	<b>9.0</b>	<b>8-0</b>	<b>3</b>	<b>3</b>	<b>2</b>	<b>2</b>	<b>35/11.7</b>



## K.J. BLUFORD

Jr. • G • 6-1, 175 • Minneapolis, Minn.

### Bluford Notes

- ▶ Averaging 5.0 ppg in 9.5 minutes per contest.
- ▶ One of the nation's best junior college shooters out of Northeast C.C. (Neb.).
- ▶ Averaged 17.8 points as a sophomore.
- ▶ Made 205 3-pointers at a 36.3 percent clip and scored more than 1,000 points in his two seasons in junior college.

### Miscellaneous Stats

Category	2013-14	Career
Double-Figure Points	-	-
20+ points	-	-
Double-Figure Assists	-	-
Double-Figure Rebounds	-	-
Double-Doubles	-	-
3+ Steals	-	-


### CAREER HIGHS

FG:	2, twice
FGA:	6 vs. UNCW (11-10-13)
3FG:	1, twice
3FGA:	5 vs. UNCW (11-10-13)
FT:	N/A
FTA:	N/A
OReb:	N/A
DReb:	N/A
Reb:	N/A
PF:	2 vs. UNCW (11-10-13)
Points:	5 vs. UNCW (11-10-13)
Assists:	1 vs. UNCW (11-10-13)
TO:	1 vs. UNCW (11-10-13)
Blocks:	N/A
Steals:	N/A
Min:	13 vs. UNCW (11-10-13)



VIEW BLUFORD'S  
COMPLETE BIO

Year	GP-GS	Min/Avg	Total		3-Point		FT-FTA	Pct	Off-Def	Rebounds				PF-FO	Ast	TO	Blk	Stl	Pts/Avg
			FG-FGA	Pct	FG-FGA	Pct				Tot	Avg								
2013-14	2-0	19/9.5	4-10	.400	2-8	.250	0-0	.000	0-0	0	0.0	2-0	1	1	0	0	10/5.0		
TOTAL	2-0	19/9.5	4-10	.400	2-8	.250	0-0	.000	0-0	0	0.0	2-0	1	1	0	0	10/5.0		



**PERCY GIBSON**

Jr. • C • 6-9, 255 • Detroit, Mich.

**Gibson Notes**

- ▶ Two points, two boards and two blocks vs. Texas A&M-CC.
- ▶ First-Team Academic All-Big 12.
- ▶ Is a career 55.3 pct. shooter from the field (119-212 FG).
- ▶ Led team in blocks (20) as a sophomore.

**Miscellaneous Stats**

Category	2013-14	Career
Double-Figure Points	-	6
Double-Figure Rebounds	-	1
Double-Doubles	-	1
2+ Blocks	-	6

**SEASON HIGHS**

**FG:**.....1 vs. UNCW (11-10-13)  
**FGA:**.....5 vs. UNCW (11-10-13)  
**3FG:**.....N/A  
**3FGA:**.....N/A  
**FT:**.....2 vs. Texas A&M-CC (11-12-13)  
**FTA:**.....2 vs. Texas A&M-CC (11-12-13)  
**OReb:**.....2 vs. UNCW (11-10-13)  
**DReb:**.....3 vs. UNCW (11-10-13)  
**Reb:**.....5 vs. UNCW (11-10-13)  
**PF:**.....2, twice  
**Points:**.....2 vs. UNCW (11-10-13)  
**Assists:**.....N/A  
**TO:**.....2 vs. Texas A&M-CC (11-12-13)  
**Blocks:**.....2 vs. Texas A&M-CC (11-12-13)  
**Steals:**.....N/A  
**Min:**.....14 vs. UNCW (11-10-13)

**CAREER HIGHS**

**FG:**.....7 vs. Prairie View A&M (12-6-11)  
**FGA:**.....9, three times  
**3FG:**.....0  
**3FGA:**.....1 vs. TCU (2-16-13)  
**FT:**.....5 vs. Southern (11-9-12)  
**FTA:**.....7 vs. Southern (11-9-12)  
**OReb:**.....4, twice  
**DReb:**.....7 vs. BYU (12-1-12)  
**Reb:**.....10 vs. Southern (11-9-12)  
**PF:**.....3, six times  
**Points:**.....17 vs. Southern (11-9-12)  
**Assists:**.....2 vs. Cincinnati (11-23-12)  
**TO:**.....3 vs. Drake (12-15-12)  
**Blocks:**.....3, three times  
**Steals:**.....2 vs. Texas Tech (2-22-12)  
**Min:**.....27, twice



**VIEW GIBSON'S  
COMPLETE BIO**

Year	GP-GS	Min/Avg	Total		3-Point		Rebounds							Pts/Avg			
			FG-FGA	Pct	FG-FGA	Pct	FT-FTA	Pct	Off-Def	Tot	Avg	PF-FO	Ast		TO	Blk	Stl
2011-12	29-6	311/10.7	59-90	.656	0-0	.000	21-37	.568	21-38	59	2.0	34-0	3	13	14	5	139/4.8
2012-13	31-4	375/12.1	60-122	.492	0-1	.000	18-35	.514	35-46	81	2.6	40-0	6	14	20	8	138/4.5
2013-14	2-0	22/11.0	1-5	.200	0-0	.000	2-2	1.000	2-5	7	3.5	4-0	0	2	3	0	4/2.0
<b>TOTAL</b>	<b>62-10</b>	<b>708/11.4</b>	<b>120-217</b>	<b>.553</b>	<b>0-1</b>	<b>.000</b>	<b>41-74</b>	<b>.554</b>	<b>58-89</b>	<b>147</b>	<b>2.4</b>	<b>78-0</b>	<b>9</b>	<b>29</b>	<b>37</b>	<b>13</b>	<b>281/4.5</b>



### Niang Notes

- ▶ Has scored in double figures in all three games this season.
- ▶ Scored 10 points, including six in the final four minutes, vs. Michigan.
- ▶ Overcame foul trouble (18 minutes) to score 16 points and grab six rebounds vs. UNCW.
- ▶ ESPN.com listed him as the 16th-best freshman nationally; Big 12 All-Rookie team member.
- ▶ Became just the 13th Cyclone rookie to average double figures in scoring.
- ▶ Totaled the fourth-most points by a freshman (422) in ISU history.
- ▶ Name is pronounced George KNEE-yang.

## GEORGES NIANG

So. • F • 6-7, 240 • Methuen, Mass.

### Miscellaneous Stats

Category	2013-14	Career
Double-Figure Points	3	26
Double-Figure Rebounds	-	1
Double-Doubles	-	1
2+ Blocks	-	1
Consecutive Starts		25
Consecutive games w/10+ points		3

### SEASON HIGHS

**FG:**..... 5, twice  
**FGA:**..... 11 vs. Texas A&M-CC (11-12-13)  
**3FG:**..... 2 vs. UNCW (11-10-13)  
**3FGA:**..... 4 vs. UNCW (11-10-13)  
**FT:**..... 4 vs. UNCW (11-10-13)  
**FTA:**..... 4, twice  
**OReb:**..... 1, twice  
**DReb:**..... 6 vs. Michigan (11-17-13)  
**Reb:**..... 6, twice  
**PF:**..... 4 vs. Michigan (11-17-13)  
**Points:**..... 16 vs. UNCW (11-10-13)  
**Assists:**..... 5 vs. Texas A&M-CC (11-12-13)  
**TO:**..... 3 vs. Texas A&M-CC (11-12-13)  
**Blocks:**..... 1 vs. UNCW (11-10-13)  
**Steals:**..... N/A  
**Min:**..... 25 vs. Texas A&M-CC (11-12-13)

### CAREER HIGHS

**FG:**..... 9 vs. Notre Dame (3-22-13)  
**FGA:**..... 17 vs. Kansas (2-25-13)  
**3FG:**..... 3, three times  
**3FGA:**..... 9 vs. Kansas (2-25-13)  
**FT:**..... 8 vs. North Carolina A&T (11-20-12)  
**FTA:**..... 10 vs. North Carolina A&T (11-20-12)  
**OReb:**..... 4 vs. Southern (11-9-12)  
**DReb:**..... 8 vs. Southern (11-9-12)  
**Reb:**..... 12 vs. Southern (11-9-12)  
**PF:**..... 5, five times  
**Points:**..... 19, three times  
**Assists:**..... 7 vs. Kansas (2-25-13)  
**TO:**..... 5 vs. West Virginia (3-9-13)  
**Blocks:**..... 2 vs. Alabama A&M (11-12-12)  
**Steals:**..... 2, five times  
**Min:**..... 35 vs. Baylor (2-2-13)



**VIEW NIANG'S  
COMPLETE BIO**

Year	GP-GS	Min/Avg	Total		3-Point		Rebounds							Pts/Avg			
			FG-FGA	Pct	FG-FGA	Pct	FT-FTA	Pct	Off-Def	Tot	Avg	PF-FO	Ast		TO	Blk	Stl
2012-13	35-23	878/25.1	157-305	.515	38-97	.392	70-100	.700	47-113	160	4.6	106-5	64	53	8	23	422/12.1
2013-14	3-3	66/22.0	14-28	.500	2-8	.250	8-11	.727	2-15	17	5.7	9-0	12	6	1	0	38/12.7
<b>TOTAL</b>	<b>38-26</b>	<b>944/24.8</b>	<b>171-333</b>	<b>.514</b>	<b>40-105</b>	<b>.381</b>	<b>78-111</b>	<b>.703</b>	<b>49-128</b>	<b>177</b>	<b>4.7</b>	<b>115-5</b>	<b>76</b>	<b>59</b>	<b>9</b>	<b>23</b>	<b>460/12.1</b>



### Ellerman Notes

- ▶ Saw action vs. UNCW and Texas A&M-CC.
- ▶ One of two walk-ons (Kourtlin Jackson) on the team.
- ▶ Spent the first two years as a student at Iowa State before joining the team in the summer of 2012.

## TYLER ELLERMAN

Sr. • F • 6-8, 240 • Dallas Center, Iowa

### Miscellaneous Stats

Category	2013-14	Career
Double-Figure Points	-	-
Double-Figure Rebounds	-	-
Double-Doubles	-	-
2+ Blocks	-	-

### SEASON HIGHS

**FG:**..... N/A  
**FGA:**..... 1 vs. Texas A&M-CC (11-12-13)  
**3FG:**..... N/A  
**3FGA:**..... N/A  
**FT:**..... N/A  
**FTA:**..... 1 vs. UNCW (11-10-13)  
**OReb:**..... N/A  
**DReb:**..... 1 vs. UNCW (11-10-13)  
**Reb:**..... 1 vs. UNCW (11-10-13)  
**PF:**..... 1 vs. UNCW (11-10-13)  
**Points:**..... N/A  
**Assists:**..... N/A  
**TO:**..... N/A  
**Blocks:**..... N/A  
**Steals:**..... N/A  
**Min:**..... 5 vs. UNCW (11-10-13)

### CAREER HIGHS


**FG:**..... 1 vs. Alabama A&M (11-12-12)  
**FGA:**..... 2 vs. North Carolina A&T (11-20-12)  
**3FG:**..... 0  
**3FGA:**..... 0  
**FT:**..... 0  
**FTA:**..... 1 vs. UNCW (11-10-13)  
**OReb:**..... 1 vs. TCU (2-16-13)  
**DReb:**..... 2, twice  
**Reb:**..... 2, twice  
**PF:**..... 2, twice  
**Points:**..... 2 vs. Alabama A&M (11-12-12)  
**Assists:**..... 0  
**TO:**..... 1 vs. Alabama A&M (11-12-12)  
**Blocks:**..... 0  
**Steals:**..... 0  
**Min:**..... 5, three times



**VIEW  
 ELLERMAN'S  
 COMPLETE BIO**

Year	GP-GS	Min/Avg	Total		3-Point		FT-FTA	Pct	Off-Def	Rebounds			PF-FO	Ast	TO	Blk	Stl	Pts/Avg
			FG-FGA	Pct	FG-FGA	Pct				Tot	Avg							
2012-13	8-0	22/2.8	1-4	.250	0-0	.000	0-0	.000	1-4	5	0.6	7-0	0	1	0	0	2/0.3	
2013-14	2-0	8/4.0	0-1	.000	0-0	.000	0-1	.000	0-1	1	0.5	1-0	0	0	0	0	0/0.0	
<b>TOTAL</b>	<b>10-0</b>	<b>30/3.0</b>	<b>1-5</b>	<b>.200</b>	<b>0-0</b>	<b>.000</b>	<b>0-1</b>	<b>.000</b>	<b>1-5</b>	<b>6</b>	<b>0.6</b>	<b>8-0</b>	<b>0</b>	<b>1</b>	<b>0</b>	<b>0</b>	<b>2/0.2</b>	





42

**DANIEL EDOZIE**

Jr. • F • 6-8, 245 • Compton, Calif.

**Edozie Notes**

- ▶ Gives Iowa State a physical post presence off the bench.
- ▶ First post off the bench vs. Texas A&M-CC. Scored two points and grabbed three boards.
- ▶ Has a block in both games this season.
- ▶ Scored four points and grabbed six rebounds vs. UNCW.
- ▶ Averaged 5.8 points and 6.7 rebounds as a sophomore at Tyler Junior College (Texas).
- ▶ Born in London, England.
- ▶ Last name is pronounced e-DOH-zee.

**Miscellaneous Stats**

Category	2013-14	Career
Double-Figure Points	-	-
Double-Figure Rebounds	-	-
Double-Doubles	-	-
2+ Blocks	-	-


**CAREER HIGHS**

**FG:** .....2 vs. UNCW (11-10-13)  
**FGA:** .....2 vs. UNCW (11-10-13)  
**3FG:** ..... N/A  
**3FGA:** ..... N/A  
**FT:** ..... N/A  
**FTA:** ..... 1 vs. Texas A&M-CC (11-12-13)  
**OReb:** ..... 1 vs. Texas A&M-CC (11-12-13)  
**DReb:** .....6 vs. UNCW (11-10-13)  
**Reb:** .....6 vs. UNCW (11-10-13)  
**PF:** .....3 vs. UNCW (11-10-13)  
**Points:** .....4 vs. UNCW (11-10-13)  
**Assists:** ..... N/A  
**TO:** .....1 vs. UNCW (11-10-13)  
**Blocks:** .....1 vs. UNCW (11-10-13)  
**Steals:** ..... N/A  
**Min:** ..... 16 vs. UNCW (11-10-13)



**VIEW EDOZIE'S  
COMPLETE BIO**

Year	GP-GS	Min/Avg	Total		3-Point		FT-FTA	Pct	Off-Def	Rebounds				PF	Ast	TO	Blk	Stl	Pts/Avg
			FG-FGA	Pct	FG-FGA	Pct				Tot	Avg	PF-FO							
2013-14	2-0	31/15.5	3-3	1.000	0-0	.000	0-1	.000	1-8	9	4.5	3-0	0	1	2	0	6/3.0		
<b>TOTAL</b>	<b>2-0</b>	<b>31/15.5</b>	<b>3-3</b>	<b>1.000</b>	<b>0-0</b>	<b>.000</b>	<b>0-1</b>	<b>.000</b>	<b>1-8</b>	<b>9</b>	<b>4.5</b>	<b>3-0</b>	<b>0</b>	<b>1</b>	<b>2</b>	<b>0</b>	<b>6/3.0</b>		



50

## DEANDRE KANE

Sr. • G • 6-4, 200 • Pittsburgh, Pa.

### Kane Notes

- ▶ Been in double figures all three games this season.
- ▶ Finished with 13 points, six assists and five rebounds vs. Michigan.
- ▶ Had team-high 15 points vs. Texas A&M-CC.
- ▶ Earned Phillips 66 Big 12 Newcomer of the Week honors after narrowly missing a triple-double vs. UNCW. Finished with 13 points, a career-high tying 11 rebounds and seven assists in 25 minutes.
- ▶ Named to Bob Cousy Award Watch List.
- ▶ Transferred and is eligible to compete after earning his degree from Marshall.
- ▶ One of just two active players in D1 to average at least 15 points in each of his first three seasons (Antoine Mason, Niagara).
- ▶ Three-time All-Conference USA selection.
- ▶ Averaged 15.1 points, 4.4 rebounds and 7.0 assists, joining Chaz Williams of UMASS as the only D1 players to average 14 points, 4.0 rebounds and 7.0 assists in 2012-13.
- ▶ Was 11th nationally in assists per game as a junior.
- ▶ Wears #50 in remembrance of his father Calvin, who passed away from a brain aneurysm before his 50th birthday two years ago.

### Miscellaneous Stats

Category	2013-14	Career
Double-Figure Points	3	82
20+ points	-	23
25+ points	-	8
30+ points	-	2
40+ points	-	1
Double-Figure Rebounds	1	5
Double-Figure Assists	-	8
Double-Doubles (Pts-Rbs)	1	4
Double-Doubles (Pts-Asssts)	-	3
Total Double-Doubles	-	7
Triple-Doubles	-	1
3+ Steals	-	19
Consecutive Starts (at ISU)	-	3
Consecutive Games w/10+ points	-	5

### SEASON HIGHS

**FG:**..... 5, twice  
**FGA:**..... 10 vs. Michigan (11-17-13)  
**3FG:**..... 1, twice  
**3FGA:**..... 3 vs. Michigan (11-17-13)  
**FT:**..... 5 vs. UNCW (11-10-13)  
**FTA:**..... 7 vs. Texas A&M-CC (11-12-13)  
**OReb:**..... 4 vs. UNCW (11-10-13)  
**DReb:**..... 7 vs. UNCW (11-10-13)  
**Reb:**..... 11 vs. UNCW (11-10-13)  
**PF:**..... 2, twice  
**Points:**..... 15 vs. Texas A&M-CC (11-12-13)  
**Assists:**..... 7 vs. UNCW (11-10-13)  
**TO:**..... 5 vs. Michigan (11-17-13)  
**Blocks:**..... N/A  
**Steals:**..... 1 vs. Michigan (11-17-13)  
**Min:**..... 32 vs. Michigan (11-17-13)

### CAREER HIGHS

**FG:**..... 15 vs. Tulsa (3-8-12)  
**FGA:**..... 32 vs. Tulsa (3-8-12)  
**3FG:**..... 4, five times  
**3FGA:**..... 10, twice  
**FT:**..... 11, twice  
**FTA:**..... 16 at Belmont (12-29-11)  
**OReb:**..... 6 at Ohio (1-5-13)  
**DReb:**..... 8, twice  
**Reb:**..... 11, twice  
**PF:**..... 5, seven times  
**Points:**..... 40 vs. Tulsa (3-8-12)  
**Assists:**..... 13, twice  
**TO:**..... 11 at Southern Miss (1-23-12)  
**Blocks:**..... 3 vs. Longwood (11-9-12)  
**Steals:**..... 5, twice  
**Min:**..... 54 vs. Tulsa (3-8-12)



VIEW KANE'S  
COMPLETE BIO

Year	Career Stats		Total		3-Point		Rebounds										
	GP-GS	Min/Avg	FG-FGA	Pct	FG-FGA	Pct	FT-FTA	Pct	Off-Def	Tot	Avg	PF-FO	Ast	TO	Blk	Stl	Pts/Avg
2010-11	34-34	1075/31.6	170-397	.428	49-154	.318	124-196	.633	40-149	189	5.6	99-1	117	115	3	32	513/15.1
2011-12	34-33	1156/34.0	201-486	.414	31-124	.250	127-212	.599	70-115	185	5.4	110-5	120	101	11	47	560/16.5
2012-13	28-26	1039/37.1	153-380	.403	31-125	.248	86-165	.521	46-78	124	4.4	75-2	195	118	6	50	423/15.1
2013-14	3-3	87/29.0	14-25	.560	2-6	.333	11-16	.688	6-17	23	7.7	5-0	17	8	0	1	41/13.7
<b>TOTAL</b>	<b>99-96</b>	<b>3357/33.9</b>	<b>540-1288</b>	<b>.419</b>	<b>113-409</b>	<b>.276</b>	<b>348-589</b>	<b>.591</b>	<b>162-359</b>	<b>521</b>	<b>5.3</b>	<b>290-8</b>	<b>449</b>	<b>342</b>	<b>20</b>	<b>130</b>	<b>1537/15.5</b>

Year	Iowa State Stats		Total		3-Point		Rebounds										
	GP-GS	Min/Avg	FG-FGA	Pct	FG-FGA	Pct	FT-FTA	Pct	Off-Def	Tot	Avg	PF-FO	Ast	TO	Blk	Stl	Pts/Avg
2013-14	3-3	87/29.0	14-25	.560	2-6	.333	11-16	.688	6-17	23	7.7	5-0	17	8	0	1	41/13.7
<b>TOTAL</b>	<b>3-3</b>	<b>87/29.0</b>	<b>14-25</b>	<b>.560</b>	<b>2-6</b>	<b>.333</b>	<b>11-16</b>	<b>.688</b>	<b>6-17</b>	<b>23</b>	<b>7.7</b>	<b>5-0</b>	<b>17</b>	<b>8</b>	<b>0</b>	<b>1</b>	<b>41/13.7</b>

**RADIO/TV CHART**



**2 • Abdel Nader**  
ab-DOOL NAY-der  
6-6 - 225 - Jr. - F  
Skokie, Ill.  
Northern Illinois/Niles North



**3 • Melvin Ejim**  
EDGE-um  
6-6 - 220 - Sr. - F  
Toronto, Ontario  
Brewster




**4 • Sherron Dorsey-Walker**  
6-4 - 200 - RFr. - G  
Detroit, Mich.  
Pershing




**11 • Monté Morris**  
MAHN-tay  
6-2 - 170 - Fr. - G  
Flint, Mich.  
Beecher



**12 • Kourtlin Jackson**  
6-3 - 185 - So. - G  
Des Moines, Iowa  
John Wood C.C./Hoover



**15 • Naz Long**  
6-4 - 205 - So. - G  
Mississauga, Ontario  
St. Martin




**21 • Matt Thomas**  
6-3 - 200 - Fr. - G  
Onalaska, Wis.  
Onalaska



**22 • Dustin Hogue**  
6-6 - 215 - Jr. - F  
Yonkers, N.Y.  
Indian Hills C.C./Lincoln



**23 • K.J. Bluford**  
6-1 - 175 - Jr. - G  
Minneapolis, Minn.  
Northeast C.C./  
Robbinsdale Armstrong



**24 • Percy Gibson**  
6-9 - 255 - Jr. - C  
Detroit, Mich.  
Southeastern



**31 • Georges Niang**  
George knee-YANG  
6-7 - 240 - So. - F  
Methuen, Mass.  
The Tilton School



**33 • Tyler Ellerman**  
6-8 - 240 - Sr. - F  
Dallas Center, Iowa  
Dallas Center-Grimes



**42 • Daniel Edozie**  
e-DOH-zee  
6-8 - 245 - Jr. - F  
Compton, Calif.  
Tyler J.C./Centennial



**50 • DeAndre Kane**  
6-4 - 200 - Sr. - G  
Pittsburgh, Pa.  
Marshall/  
The Patterson School



**Fred Hoiberg**  
Head Coach  
Fourth Season at ISU  
Iowa State '95



**Matt Abdelmassih**  
Abdel-massey  
Assistant Coach  
Fourth Season at ISU  
St. John's '07



**Cornell Mann**  
Assistant Coach  
Third Season at ISU  
Akron '95



**Doc Sadler**  
Assistant Coach  
First Season at ISU  
Arkansas '82



**Micah Byars**  
Director of Operations  
Third Season at ISU  
West Florida '06



**Charlie Henry**  
Director of Player  
Development  
Second Season at ISU  
Madonna '09





**2013-14 Cyclone Basketball**  
**Iowa State Combined Team Statistics (as of Nov 17, 2013)**  
**All games**

<b>RECORD:</b>	<b>OVERALL</b>	<b>HOME</b>	<b>AWAY</b>	<b>NEUTRAL</b>
ALL GAMES	3-0	3-0	0-0	0-0
CONFERENCE	0-0	0-0	0-0	0-0
NON-CONFERENCE	3-0	3-0	0-0	0-0

#	Player	gp-gs	min	Total		3-Point		F-Throw		Rebounds				pf	dq	a	to	blk	stl	pts	avg		
				fg-fga	fg%	3fg-fga	3fg%	ft-fta	ft%	off	def	tot	avg										
03	Ejim, Melvin	1-0	28	28.0	8-14	.571	1-1	1.000	5-6	.833	4	5	9	9.0	1	0	1	2	1	3	22	22.0	
15	Long, Naz	3-3	71	23.7	16-23	.696	13-20	.650	2-2	1.000	2	3	5	1.7	6	0	4	2	0	0	47	15.7	
50	Kane, DeAndre	3-3	87	29.0	14-25	.560	2-6	.333	11-16	.688	6	17	23	7.7	5	0	17	8	0	1	41	13.7	
31	Niang, Georges	3-3	66	22.0	14-28	.500	2-8	.250	8-11	.727	2	15	17	5.7	9	0	12	6	1	0	38	12.7	
22	Hogue, Dustin	3-3	84	28.0	13-24	.542	3-7	.429	6-11	.545	4	23	27	9.0	8	0	3	3	2	2	35	11.7	
21	Thomas, Matt	3-3	88	29.3	10-24	.417	5-16	.313	0-1	.000	1	9	10	3.3	3	0	5	2	0	0	25	8.3	
11	Morris, Monté	3-0	71	23.7	6-15	.400	4-8	.500	6-6	1.000	3	9	12	4.0	4	0	10	5	0	4	22	7.3	
23	Bluford, K.J.	2-0	19	9.5	4-10	.400	2-8	.250	0-0	.000	0	0	0	0.0	2	0	1	1	0	0	10	5.0	
42	Edozie, Daniel	2-0	31	15.5	3-3	1.000	0-0	.000	0-1	.000	1	8	9	4.5	3	0	0	1	2	0	6	3.0	
24	Gibson, Percy	2-0	22	11.0	1-5	.200	0-0	.000	2-2	1.000	2	5	7	3.5	4	0	0	2	3	0	4	2.0	
04	Dorsey-Walker, S.	2-0	25	12.5	1-5	.200	0-3	.000	0-2	.000	1	1	2	1.0	2	0	2	2	1	0	2	1.0	
33	Ellerman, Tyler	2-0	8	4.0	0-1	.000	0-0	.000	0-1	.000	0	1	1	0.5	1	0	0	0	0	0	0	0.0	
Team											1	5	6										
Total.....		3	600		90-177	.508	32-77	.416	40-59	.678	27	101	128	42.7	48	0	55	34	10	10	252	84.0	
Opponents.....		3	600		66-196	.337	19-67	.284	31-45	.689	38	71	109	36.3	54	-	34	30	4	19	182	60.7	

<b>TEAM STATISTICS</b>	<b>ISU</b>	<b>OPP</b>	<b>Date</b>	<b>Opponent</b>	<b>Score</b>	<b>Att.</b>
SCORING	252	182	11-10-13	UNC WILMINGTON	w 95-62	14384
Points per game	84.0	60.7	11-12-13	TAMU-CORPUS CHRISTI	w 80-50	13238
Scoring margin	+23.3	-	11-17-13	MICHIGAN	w 77-70	14384
FIELD GOALS-ATT	90-177	66-196	* - Conference game			
Field goal pct	.508	.337				
3 POINT FG-ATT	32-77	19-67				
3-point FG pct	.416	.284				
3-pt FG made per game	10.7	6.3				
FREE THROWS-ATT	40-59	31-45				
Free throw pct	.678	.689				
F-Throws made per game	13.3	10.3				
REBOUNDS	128	109				
Rebounds per game	42.7	36.3				
Rebounding margin	+6.3	-				
ASSISTS	55	34				
Assists per game	18.3	11.3				
TURNOVERS	34	30				
Turnovers per game	11.3	10.0				
Turnover margin	-1.3	-				
Assist/turnover ratio	1.6	1.1				
STEALS	10	19				
Steals per game	3.3	6.3				
BLOCKS	10	4				
Blocks per game	3.3	1.3				
ATTENDANCE	42006	0				
Home games-Avg/Game	3-14002	0-0				
Neutral site-Avg/Game	-	0-0				

<b>Score by Periods</b>	<b>1st</b>	<b>2nd</b>	<b>Totals</b>
Iowa State	124	128	252
Opponents	80	102	182



**2013-14 Cyclone Basketball**  
**Iowa State Team Game-by-Game Comparison (as of Nov 17, 2013)**  
**All games**

<b>Opponent</b>	<b>1st</b>	<b>2nd</b>	<b>Score</b>	<b>Mar</b>	<b>Total FG</b>	<b>FG Pct</b>	<b>3-Pointers</b>	<b>3FG Pct</b>	<b>Free Throws</b>	<b>FT Pct</b>	<b>Rebounds</b>	<b>Assist</b>	<b>T/Over</b>	<b>Block</b>	<b>Steal</b>	<b>Fouls</b>
UNC WILMINGTON	52/22	43/40	95-62	+33	33-63/19-64	.524/.297	15-32/5-16	.469/.313	14-19/19-24	.737/.792	51/32 +19	21/11	11/7	6/3	1/5	21/16
TAMU-CORPUS CHRISTI	37/24	43/26	80-50	+30	28-53/18-63	.528/.286	11-25/6-22	.440/.273	13-21/8-12	.619/.667	40/39 +1	18/9	11/11	3/1	5/6	15/18
MICHIGAN	35/34	42/36	77-70	+7	29-61/29-69	.475/.420	6-20/8-29	.300/.276	13-19/4-9	.684/.444	37/38 (1)	16/14	12/12	1/0	4/8	12/20

Note: Game totals are displayed in the format TEAM/OPPONENT for each category

**2013-14 Cyclone Basketball**  
**Iowa State Individual Game-by-Game (as of Nov 17, 2013)**  
**All games**

**#03 Ejim, Melvin**

Opponent	Date	gs	min	Total		3-Pointers		Free throws		Rebounds				pf	a	t/o	blk	stl	pts	avg
				fg-fga	pct	3fg-fga	pct	ft-fga	pct	off	def	tot	avg							
MICHIGAN	11-17-13		28	8-14	.571	1-1	1.000	5-6	.833	4	5	9	9.0	1	1	2	1	3	22	22.0
Totals		0	28	8-14	.571	1-1	1.000	5-6	.833	4	5	9	9.0	1	1	2	1	3	22	22.0

Games played: 1  
 Minutes/game: 28.0  
 Points/game: 22.0  
 FG Pct: 57.1  
 3FG Pct: 100.0  
 FT Pct: 83.3

Rebounds/game: 9.0  
 Assists/game: 1.0  
 Turnovers/game: 2.0  
 Assist/turnover ratio: 0.5  
 Steals/game: 3.0  
 Blocks/game: 1.0

**#04 Dorsey-Walker, S.**

Opponent	Date	gs	min	Total		3-Pointers		Free throws		Rebounds				pf	a	t/o	blk	stl	pts	avg
				fg-fga	pct	3fg-fga	pct	ft-fga	pct	off	def	tot	avg							
UNC WILMINGTON	11-10-13		14	0-2	.000	0-2	.000	0-1	.000	0	0	0	0.0	1	0	1	1	0	0	0.0
TAMU-CORPUS CHRISTI	11-12-13		11	1-3	.333	0-1	.000	0-1	.000	1	1	2	1.0	1	2	1	0	0	2	1.0
Totals		0	25	1-5	.200	0-3	.000	0-2	.000	1	1	2	1.0	2	2	2	1	0	2	1.0

Games played: 2  
 Minutes/game: 12.5  
 Points/game: 1.0  
 FG Pct: 20.0  
 3FG Pct: 0.0  
 FT Pct: 0.0

Rebounds/game: 1.0  
 Assists/game: 1.0  
 Turnovers/game: 1.0  
 Assist/turnover ratio: 1.0  
 Blocks/game: 0.5

**#11 Morris, Monté**

Opponent	Date	gs	min	Total		3-Pointers		Free throws		Rebounds				pf	a	t/o	blk	stl	pts	avg
				fg-fga	pct	3fg-fga	pct	ft-fga	pct	off	def	tot	avg							
UNC WILMINGTON	11-10-13		24	3-7	.429	2-3	.667	1-1	1.000	2	3	5	5.0	1	4	3	0	1	9	9.0
TAMU-CORPUS CHRISTI	11-12-13		28	2-4	.500	2-3	.667	5-5	1.000	1	5	6	5.5	2	3	0	0	3	11	10.0
MICHIGAN	11-17-13		19	1-4	.250	0-2	.000	0-0	.000	0	1	1	4.0	1	3	2	0	0	2	7.3
Totals		0	71	6-15	.400	4-8	.500	6-6	1.000	3	9	12	4.0	4	10	5	0	4	22	7.3

Games played: 3  
 Minutes/game: 23.7  
 Points/game: 7.3  
 FG Pct: 40.0  
 3FG Pct: 50.0  
 FT Pct: 100.0

Rebounds/game: 4.0  
 Assists/game: 3.3  
 Turnovers/game: 1.7  
 Assist/turnover ratio: 2.0  
 Steals/game: 1.3

**#15 Long, Naz**

Opponent	Date	gs	min	Total		3-Pointers		Free throws		Rebounds				pf	a	t/o	blk	stl	pts	avg
				fg-fga	pct	3fg-fga	pct	ft-fga	pct	off	def	tot	avg							
UNC WILMINGTON	11-10-13	*	26	9-12	.750	8-11	.727	0-0	.000	2	0	2	2.0	3	2	1	0	0	26	26.0
TAMU-CORPUS CHRISTI	11-12-13	*	15	2-4	.500	1-3	.333	0-0	.000	0	1	1	1.5	2	2	0	0	0	5	15.5
MICHIGAN	11-17-13	*	30	5-7	.714	4-6	.667	2-2	1.000	0	2	2	1.7	1	0	1	0	0	16	15.7
Totals		3	71	16-23	.696	13-20	.650	2-2	1.000	2	3	5	1.7	6	4	2	0	0	47	15.7

Games played: 3  
 Minutes/game: 23.7  
 Points/game: 15.7  
 FG Pct: 69.6  
 3FG Pct: 65.0  
 FT Pct: 100.0

Rebounds/game: 1.7  
 Assists/game: 1.3  
 Turnovers/game: 0.7  
 Assist/turnover ratio: 2.0

**2013-14 Cyclone Basketball**  
**Iowa State Individual Game-by-Game (as of Nov 17, 2013)**  
**All games**

**#21 Thomas, Matt**

Opponent	Date	gs	min	Total		3-Pointers		Free throws		Rebounds				pf	a	t/o	blk	stl	pts	avg	
				fg-fga	pct	3fg-fga	pct	ft-fta	pct	off	def	tot	avg								
UNC WILMINGTON	11-10-13	*	27	4-8	.500	2-6	.333	0-0	.000	0	4	4	4.0	2	3	1	0	0	10	10.0	
TAMU-CORPUS CHRISTI	11-12-13	*	30	5-10	.500	3-7	.429	0-0	.000	0	3	3	3.5	0	2	1	0	0	13	11.5	
MICHIGAN	11-17-13	*	31	1-6	.167	0-3	.000	0-1	.000	1	2	3	3.3	1	0	0	0	0	2	8.3	
<b>Totals</b>			<b>3</b>	<b>88</b>	<b>10-24</b>	<b>.417</b>	<b>5-16</b>	<b>.313</b>	<b>0-1</b>	<b>.000</b>	<b>1</b>	<b>9</b>	<b>10</b>	<b>3.3</b>	<b>3</b>	<b>5</b>	<b>2</b>	<b>0</b>	<b>0</b>	<b>25</b>	<b>8.3</b>

Games played: 3  
Minutes/game: 29.3  
Points/game: 8.3  
FG Pct: 41.7  
3FG Pct: 31.3  
FT Pct: 0.0

Rebounds/game: 3.3  
Assists/game: 1.7  
Turnovers/game: 0.7  
Assist/turnover ratio: 2.5

**#22 Hogue, Dustin**

Opponent	Date	gs	min	Total		3-Pointers		Free throws		Rebounds				pf	a	t/o	blk	stl	pts	avg	
				fg-fga	pct	3fg-fga	pct	ft-fta	pct	off	def	tot	avg								
UNC WILMINGTON	11-10-13	*	18	3-6	.500	0-0	.000	4-7	.571	1	8	9	9.0	3	1	1	2	0	10	10.0	
TAMU-CORPUS CHRISTI	11-12-13	*	29	5-6	.833	3-3	1.000	0-1	.000	2	6	8	8.5	3	0	2	0	2	13	11.5	
MICHIGAN	11-17-13	*	37	5-12	.417	0-4	.000	2-3	.667	1	9	10	9.0	2	2	0	0	0	12	11.7	
<b>Totals</b>			<b>3</b>	<b>84</b>	<b>13-24</b>	<b>.542</b>	<b>3-7</b>	<b>.429</b>	<b>6-11</b>	<b>.545</b>	<b>4</b>	<b>23</b>	<b>27</b>	<b>9.0</b>	<b>8</b>	<b>3</b>	<b>3</b>	<b>2</b>	<b>2</b>	<b>35</b>	<b>11.7</b>

Games played: 3  
Minutes/game: 28.0  
Points/game: 11.7  
FG Pct: 54.2  
3FG Pct: 42.9  
FT Pct: 54.5

Rebounds/game: 9.0  
Assists/game: 1.0  
Turnovers/game: 1.0  
Assist/turnover ratio: 1.0  
Steals/game: 0.7  
Blocks/game: 0.7

**#23 Bluford, K.J.**

Opponent	Date	gs	min	Total		3-Pointers		Free throws		Rebounds				pf	a	t/o	blk	stl	pts	avg
				fg-fga	pct	3fg-fga	pct	ft-fta	pct	off	def	tot	avg							
UNC WILMINGTON	11-10-13		13	2-6	.333	1-5	.200	0-0	.000	0	0	0	0.0	2	1	1	0	0	5	5.0
TAMU-CORPUS CHRISTI	11-12-13		6	2-4	.500	1-3	.333	0-0	.000	0	0	0	0.0	0	0	0	0	0	5	5.0
<b>Totals</b>			<b>0</b>	<b>19</b>	<b>4-10</b>	<b>.400</b>	<b>2-8</b>	<b>.250</b>	<b>0-0</b>	<b>.000</b>	<b>0</b>	<b>0</b>	<b>0</b>	<b>0.0</b>	<b>2</b>	<b>1</b>	<b>1</b>	<b>0</b>	<b>10</b>	<b>5.0</b>

Games played: 2  
Minutes/game: 9.5  
Points/game: 5.0  
FG Pct: 40.0  
3FG Pct: 25.0

Assists/game: 0.5  
Turnovers/game: 0.5  
Assist/turnover ratio: 1.0

**#24 Gibson, Percy**

Opponent	Date	gs	min	Total		3-Pointers		Free throws		Rebounds				pf	a	t/o	blk	stl	pts	avg
				fg-fga	pct	3fg-fga	pct	ft-fta	pct	off	def	tot	avg							
UNC WILMINGTON	11-10-13		14	1-5	.200	0-0	.000	0-0	.000	2	3	5	5.0	2	0	0	1	0	2	2.0
TAMU-CORPUS CHRISTI	11-12-13		8	0-0	.000	0-0	.000	2-2	1.000	0	2	2	3.5	2	0	2	2	0	2	2.0
<b>Totals</b>			<b>0</b>	<b>22</b>	<b>1-5</b>	<b>.200</b>	<b>0-0</b>	<b>.000</b>	<b>2-2</b>	<b>1.000</b>	<b>2</b>	<b>5</b>	<b>7</b>	<b>3.5</b>	<b>4</b>	<b>0</b>	<b>2</b>	<b>3</b>	<b>4</b>	<b>2.0</b>

Games played: 2  
Minutes/game: 11.0  
Points/game: 2.0  
FG Pct: 20.0  
FT Pct: 100.0

Rebounds/game: 3.5  
Turnovers/game: 1.0  
Blocks/game: 1.5

**2013-14 Cyclone Basketball**  
**Iowa State Individual Game-by-Game (as of Nov 17, 2013)**  
**All games**

**#31 Niang, Georges**

Opponent	Date	gs	min	Total		3-Pointers		Free throws		Rebounds				pf	a	t/o	blk	stl	pts	avg
				fg-fga	pct	3fg-fga	pct	ft-fa	pct	off	def	tot	avg							
UNC WILMINGTON	11-10-13	*	18	5-9	.556	2-4	.500	4-4	1.000	1	5	6	6.0	2	3	1	1	0	16	16.0
TAMU-CORPUS CHRISTI	11-12-13	*	25	5-11	.455	0-3	.000	2-4	.500	1	4	5	5.5	3	5	3	0	0	12	14.0
MICHIGAN	11-17-13	*	23	4-8	.500	0-1	.000	2-3	.667	0	6	6	5.7	4	4	2	0	0	10	12.7
Totals			3	14-28	.500	2-8	.250	8-11	.727	2	15	17	5.7	9	12	6	1	0	38	12.7

Games played: 3  
Minutes/game: 22.0  
Points/game: 12.7  
FG Pct: 50.0  
3FG Pct: 25.0  
FT Pct: 72.7

Rebounds/game: 5.7  
Assists/game: 4.0  
Turnovers/game: 2.0  
Assist/turnover ratio: 2.0  
Blocks/game: 0.3

**#33 Ellerman, Tyler**

Opponent	Date	gs	min	Total		3-Pointers		Free throws		Rebounds				pf	a	t/o	blk	stl	pts	avg
				fg-fga	pct	3fg-fga	pct	ft-fa	pct	off	def	tot	avg							
UNC WILMINGTON	11-10-13		5	0-0	.000	0-0	.000	0-1	.000	0	1	1	1.0	1	0	0	0	0	0	0.0
TAMU-CORPUS CHRISTI	11-12-13		3	0-1	.000	0-0	.000	0-0	.000	0	0	0	0.5	0	0	0	0	0	0	0.0
Totals			0	0-1	.000	0-0	.000	0-1	.000	0	1	1	0.5	1	0	0	0	0	0	0.0

Games played: 2  
Minutes/game: 4.0  
FG Pct: 0.0  
FT Pct: 0.0

Rebounds/game: 0.5

**#42 Edozie, Daniel**

Opponent	Date	gs	min	Total		3-Pointers		Free throws		Rebounds				pf	a	t/o	blk	stl	pts	avg
				fg-fga	pct	3fg-fga	pct	ft-fa	pct	off	def	tot	avg							
UNC WILMINGTON	11-10-13		16	2-2	1.000	0-0	.000	0-0	.000	0	6	6	6.0	3	0	1	1	0	4	4.0
TAMU-CORPUS CHRISTI	11-12-13		15	1-1	1.000	0-0	.000	0-1	.000	1	2	3	4.5	0	0	0	1	0	2	3.0
Totals			0	3-3	1.000	0-0	.000	0-1	.000	1	8	9	4.5	3	0	1	2	0	6	3.0

Games played: 2  
Minutes/game: 15.5  
Points/game: 3.0  
FG Pct: 100.0  
FT Pct: 0.0

Rebounds/game: 4.5  
Turnovers/game: 0.5  
Blocks/game: 1.0

**#50 Kane, DeAndre**

Opponent	Date	gs	min	Total		3-Pointers		Free throws		Rebounds				pf	a	t/o	blk	stl	pts	avg
				fg-fga	pct	3fg-fga	pct	ft-fa	pct	off	def	tot	avg							
UNC WILMINGTON	11-10-13	*	25	4-6	.667	0-1	.000	5-5	1.000	4	7	11	11.0	1	7	1	0	0	13	13.0
TAMU-CORPUS CHRISTI	11-12-13	*	30	5-9	.556	1-2	.500	4-7	.571	1	6	7	9.0	2	4	2	0	0	15	14.0
MICHIGAN	11-17-13	*	32	5-10	.500	1-3	.333	2-4	.500	1	4	5	7.7	2	6	5	0	1	13	13.7
Totals			3	14-25	.560	2-6	.333	11-16	.688	6	17	23	7.7	5	17	8	0	1	41	13.7

Games played: 3  
Minutes/game: 29.0  
Points/game: 13.7  
FG Pct: 56.0  
3FG Pct: 33.3  
FT Pct: 68.8

Rebounds/game: 7.7  
Assists/game: 5.7  
Turnovers/game: 2.7  
Assist/turnover ratio: 2.1  
Steals/game: 0.3