

BASKETBALL

Kyle Chilton, BYU Athletic Communications | O: (801) 422-4909 | C: (801) 372-2080 | kyle_chilton@byu.edu | facebook.com/byubasketball, @byubasketball

BYU 2012-13 SCHEDULE

O24	Wed	Cougar Tipoff (Ex)		84-70
O26	Fri	SE Okla. State (Ex)	BYUtv	W, 103-57
N3	Sat	Findlay (Ex)	BYUtv	W, 90-61
N9	Fri	Tennessee State#	BYUtv	W, 81-66
N13	Tue	Georgia State#	BYUtv	W, 80-62
N16	Fri	vs. Florida State#	truTV	L, 70-88
N17	Sat	vs. Notre Dame#	truTV	L, 68-78
N21	Wed	UT-San Antonio	BYUtv	W, 81-62
N24	Sat	Cal State Northridge	BYUtv	W, 87-75
N28	Wed	vs. Montana^	BYUtv	W, 85-60
D1	Sat	at Iowa State	Cyclones.tv	L, 62-83
D8	Sat	Utah	BYUtv	W, 61-58
D15	Sat	at Weber State	BYUtv	W, 78-68
D18	Tue	Eastern New Mexico	BYUtv	W, 95-62
D21	Fri	at Baylor	ESPN2	L, 64-79
D27	Thu	Northern Arizona	BYUtv	W, 84-54
D29	Sat	vs. Virginia Tech^	ESPNU	W, 97-71
J3	Thu	Loyola Marymount*	BYUtv	7 p.m.
J5	Sat	at San Francisco*	BYUtv	7 p.m.
J10	Thu	Pepperdine*	BYUtv	7 p.m.
J12	Sat	at Santa Clara*	TWC	1:30 p.m.
J16	Wed	Saint Mary's*	ESPNU	9 p.m.
J19	Sat	San Diego*	BYUtv	7 p.m.
J24	Thu	at Gonzaga*	ESPN2	8 p.m.
J26	Sat	at Portland*	ESPNU	7:30 p.m.
J31	Thu	at Pepperdine*	TWC	7 p.m.
F2	Sat	Santa Clara*	BYUtv	7 p.m.
F7	Thu	at San Diego*	BYUtv	7 p.m.
F9	Sat	San Francisco*	BYUtv	7 p.m.
F16	Sat	Portland*	BYUtv	7 p.m.
F19	Wed	Utah State	BYUtv	7 p.m.
F21	Thu	at Saint Mary's*	ESPN2	8 p.m.
F28	Thu	Gonzaga*	ESPN2	9 p.m.
M2	Sat	at Loyola Marymount*	ESPNU	8 p.m.
M6-11	WCC Championships	ESPNU/ESPN2/ESPN		

All times local to site

Acura Coaches vs. Cancer Classic

^ at EnergySolutions Arena

* West Coast Conference game



LMU (7-6, 0-0 WCC) LIONS


Head Coach Max Good
Alma Mater Eastern Kentucky, 1969
Division I Career Record . 302-304 (21st)
Record at LMU 60-81 (5th)

GAME INFORMATION

TV BYUtv
TV Talent . . . Dave McCann (play-by-play)
. Blaine Fowler (analyst)
. Robbie Bullough (reporter)
Live Video byutvsports.com
Radio KSL 102.7 FM / 1160 AM
. BYU Radio - Sirius XM 143
Radio Talent . . Greg Wrubell (play-by-play)
. Mark Durrant (analyst)
Live Audio KSL.com
Live Stats BYUcougars.com

SERIES INFORMATION

Series Record LMU leads 3-2
Last Meeting LMU won 82-68, 1/19/12
H/A/N 1-2/1-1/0-0



BYU (10-4, 0-0 WCC) COUGARS

Head Coach Dave Rose
Alma Mater Houston, 1983
Division I Career Record . 195-58 (8th)
Record at BYU Same

BYU STORYLINES

- BYU opens conference play on Thursday at home against LMU. The Cougars are in their second season in the West Coast Conference. Last season BYU finished third in the league at 12-4 and advanced to the semifinals of the WCC Tournament in Las Vegas.
- Tyler Haws was named WCC Player of the Week and national player of the week by SI.com and NBC Sports after scoring a career-high 42 points against Virginia Tech. Haws hit 14 of 25 shots from the field and 6 of 8 from downtown. Haws's 42 points are the most scored by an individual in the NCAA this season.
- Last season BYU split its two meetings with Loyola Marymount. The Cougars defeated the Lions 73-65 in Los Angeles and fell 82-68 in Provo.

BYU'S PROJECTED STARTING LINEUP



#10 | Matt Carlino
Guard
6-2 | 175 | So.
Scottsdale, Ariz.
Bloomington South HS

GP/GS	MPG	Pts	Reb	Ast	Stl	FG%	3PT%	FT%
14/10	23.4	7.2	2.9	3.9	1.4	.389	.220	.667

Last Game: Had 9 points, 2 assists, 4 rebounds and 1 steal vs. Virginia Tech
Notes: Has totaled 11 steals in the last six games ... has posted 5-plus assists five times this season



#13 | Brock Zylstra
Guard
6-6 | 210 | Sr.
La Verne, Calif.
Bonita HS

GP/GS	MPG	Pts	Reb	Ast	Stl	FG%	3PT%	FT%
14/11	22.7	6.4	3.6	2.0	1.0	.390	.333	.733

Last Game: Scored 2 points and had 4 rebounds and 4 assists vs. Virginia Tech
Notes: Has collected 2-plus steals four times this season, including a season-high 3 against Northern Arizona



#3 | Tyler Haws
Guard
6-5 | 200 | So.
Alpine, Utah
Lone Peak HS

GP/GS	MPG	Pts	Reb	Ast	Stl	FG%	3PT%	FT%
14/14	32.6	20.9	5.1	2.7	1.4	.477	.415	.944

Last Game: Scored a BYU sophomore and career record 42 points vs. Virginia Tech and earned WCC and national player of the week honors from NBC Sports and SI.com ... hit 14 of 25 from the field, 6 of 8 from three and 8 of 9 from the free throw line
Notes: Has scored 20-plus points eight times and has led the team in scoring six times



#12 | Josh Sharp
Forward
6-7 | 185 | So.
Highland, Utah
Lone Peak HS

GP/GS	MPG	Pts	Reb	Ast	Blk	FG%	3PT%	FT%
14/11	20.5	4.9	4.4	0.4	0.5	.538	.000	.667

Last Game: Had 10 points and 3 rebounds vs. Virginia Tech ... dunk in the second half earned the No. 3 spot in SportsCenter's top 10 on Dec. 29
Notes: Has scored in double figures twice this season



#0 | Brandon Davies
Forward
6-9 | 235 | Sr.
Provo, Utah
Provo HS

GP/GS	MPG	Pts	Reb	Ast	Blk	FG%	3PT%	FT%
14/14	28.1	20.1	7.9	2.6	1.6	.571	.375	.704

Last Game: Totaled 17 points, 4 assists, 4 rebounds and 1 steal vs. Virginia Tech
Notes: Named preseason All-WCC and to the Wooden Award Preseason Top 50 ... has scored in double figures in 21-straight games dating back to last season.

OFF THE BENCH

No.	Name	Pos.	Ht.	Wt.	Yr.	Pts.	Reb.	Hometown (Previous School)	Notes
1	Raul Delgado	G	6-2	195	Jr.	3.2	1.7	Chihuahua, Mexico (Western Neb. CC)	Had 5 points, 3 rebounds and 1 steal vs. Virginia Tech
2	Craig Cusick	G	6-2	185	Sr.	4.3	2.9	Orem, Utah (Utah)	Had 3 assists and 2 rebounds vs. Virginia Tech
5	Agustin Ambrosino	F	6-8	225	Jr.	3.0	1.8	Cordoba, Argentina (Salt Lake CC)	Played 5 minutes vs. Virginia Tech
20	Anson Winder	G	6-3	195	So.	0.8	0.8	Las Vegas, Nev. (Bishop Gorman HS)	Had 1 assist and 1 rebound vs. Virginia Tech
23	Cory Calvert	G	6-3	185	Fr.	2.8	0.8	Parker, Colo. (Chaparral HS)	Totaled 4 points, 3 rebounds, 2 assists and 1 steal vs. Virginia Tech
30	Cooper Ainge	G	6-0	175	Fr.	—	—	Wellesley, Mass. (Wellesley HS)	Is redshirting in 2012-13
33	Nate Austin	F	6-11	230	So.	4.1	4.2	Alpine, Utah (Lone Peak HS)	Totaled 6 points and 8 rebounds vs. Virginia Tech
42	Ian Harward	C	6-11	215	Fr.	1.6	1.4	Orem, Utah (Orem HS)	Had 5 rebounds against Virginia Tech

LMU

Overall Series Record: LMU leads 3-2
 BYU Record in Provo: 1-2
 BYU Record in Los Angeles: 1-1
 BYU Record at Neutral Sites: 0-0
 BYU Record Under Dave Rose: 2-2

Series vs. LMU

12-30-36	at Loyola Marymount	32-35	L
11-18-05	Loyola Marymount	71-83	L
1-3-08	Loyola Marymount	91-62	W
1-5-12	at Loyola Marymount	73-65	W
1-19-12	Loyola Marymount	68-82	L

LMU's projected starting lineup

No.	Name	Ht.	Pos.	Ppg	Rpg
3	Anthony Ireland	5-10	G	21.3	6.2
23	Chase Flint	6-1	G	7.0	4.3
24	Ayodeji Egbeyemi	6-4	G	11.3	6.5
5	Ashley Hamilton	6-7	F	14.8	7.4
15	Alex Osborne	6-7	F	3.8	4.7

LMU's last game

W, 73-66 vs. CSU Bakersfield, 12/29/12

BYU	CATEGORY	LMU
10-4, 0-0	W-L	7-6, 0-0
8-2	Last 10	5-5
4-1	Last 5	3-2
78.1	PPG	73.6
69.0	Opp PPG	69.0
+9.1	Margin	+4.6
.450	FG%	.441
.413	FG% Def	.419
.315	3FG%	.377
5.9	3FG/Game	6.9
.303	Opp 3FG%	.375
.738	FT%	.684
40.7	RPG	40.4
35.9	Opp RPG	32.8
+4.8	Margin	+7.5
17.1	Assist/Game	14.0
13.4	TO/Game	14.5
15.1	Opp TO/Game	12.9
+1.6	Margin	-1.5
8.4	Steals/Game	6.5
3.4	Blocks/Game	2.4

BY THE NUMBERS

- 6** Dave Rose and the Cougars have the second-longest current streak of consecutive 25-win campaigns in the country at six (2006-07 to 2011-12). Only Bill Self and Kansas, owners of seven-consecutive 25-win seasons (2005-06 to 2011-12), have a longer current streak. BYU has also advanced to the NCAA Tournament for six-straight seasons.
- 11** Brandon Davies picked up where he left off last season, taking 11 charges through 14 games, including a season high of three vs. Tennessee State. He has now taken 42 charges since the beginning of last season. Nate Austin has taken three charges this season after drawing 29 offensive fouls last season.
- 17** Brandon Davies has four double-doubles this season, with 22 points and 10 rebounds vs. UTSA, 21 points and 10 rebounds vs. Montana, 26 points and 17 rebounds at Baylor and 27 points and 10 rebounds vs Northern Arizona. He now has 17 career double-doubles, including nine last season.
- 42** The number of points Tyler Haws scored against Virginia Tech, a career high and the most scored by an individual in NCAA Division I basketball this season. The 42 points are also a BYU sophomore record and tied for the eighth most in program history. Haws also broke the family record of 40 set by his father Marty Haws in 1989.
- 195** Dave Rose (2005 to present) is second all-time in BYU basketball history with 195 career victories, behind only the great Stan Watts, who coached the Cougars to 371 wins from 1949 to 1972 and was inducted into the Naismith Memorial Basketball Hall of Fame in 1986.

HAWS NAMED WCC, SI.COM, NBC SPORTS PLAYER OF THE WEEK – DEC. 31, 2012

Tyler Haws was named the player of the week by the WCC, SI.com and NBC Sports after leading BYU to a 2-0 record with wins over Northern Arizona (84-54) and Virginia Tech (97-71). Haws averaged 28.5 points, 3.5 rebounds, 2.5 assists and 2.0 steals while shooting .543 (19-35) from the field, .750 (9-12) from three and .909 (10-11) from the free throw line. Haws had a monster performance against the Hokies, scoring a career-high 42 points. Haws' effort marked the single-highest scoring output by a Division I player so far this season.

DAVIES NAMED WCC PLAYER OF THE WEEK – DEC. 17, 2012

The West Coast Conference has named BYU senior forward Brandon Davies its Men's Basketball Player of the Week award-winner for Dec. 17, 2012. Davies scored a career-high 33 points and added eight rebounds and one block to lead BYU to its first road win of the season, a 78-68 victory at Weber State. The win ended Weber State's 20-game home winning streak, the fourth-longest home streak in the nation. Davies hit 14 of 17 from the field and 5 of 6 from the free throw line in the Cougars' victory.

BYU BASKETBALL ON KSL NEWSRADIO, 102.7 FM AND 1160 AM; SIRIUSXM 143

The "Voice of the Cougars" is KSL's Greg Wrubell, in his 17th season as the play-by-play broadcaster for BYU Basketball. Joining Wrubell on the broadcasts is former Cougar letterman Mark Durrant, in his 16th year as game analyst. All game broadcasts start one hour prior to tipoff with "Cougar Pregame Live."

Other Ways to Listen

Fans can listen to the radio broadcasts via ksl.com and byuradio.org, and via the KSL and KSLGameCenter apps for iPhone and Android. Those in the Marriott Center can listen to home game broadcasts by tuning their portable radios to KSL's delay-free and static-free in-arena translator at 1100 AM.

Network Affiliates

KMGR 95.9 FM - Manti, Utah KSUB 590 AM - Cedar City, UT
 KDXU 890 AM - St. George, Utah KTHK 105.5 FM - Idaho Falls, Idaho

"BYU Basketball with Head Coach Dave Rose" on KSL Newsradio/BYU Radio

Dave Rose's weekly radio show is broadcast live from Legends Grille on the BYU campus, Tuesdays from 7 to 8 p.m. MST. The show will feature appearances by BYU players and coaches, and a question-and-answer segment with Coach Rose.

"BYU Basketball with Head Coach Dave Rose" on KSL 5 TV

Dave Rose's weekly television show airs Sunday evenings at 11:05 p.m. MST. The show will include game recaps and previews, and an "X's and O's" segment with Coach Rose.

LAST TIME OUT – HAWS SCORES 42 POINTS AS BYU TOPPLES VIRGINIA TECH 97-71

SALT LAKE CITY – Tyler Haws scored a career-high 42 points and led the BYU men's basketball team to a 97-71 handling of Virginia Tech at EnergySolutions Arena on Saturday afternoon. The Cougars are now 10-4 while the Hokies fall to 9-3.

Haws made 14 of 25 shots, including a career-best six of eight 3-pointers. The sophomore had 29 first-half points and finished with three rebounds, two steals and one assist.

Haws' 42 points in a game are tied for the eighth most by a BYU player. The former Lone Peak star also owns the family scoring record now, topping his father Marty Haws who scored a career-best 40 points against Siena in 1989 for the Cougars.

BYU shot 46.5 percent from the field and limited the Hokies to 38.1 percent, including just 2 of 20 from behind the arc. Brandon Davies added 17 points, four rebounds, four assists and one steal while Josh Sharp added 10 points. Haws started the game with back-to-back threes and Davies made three foul shots to lead 9-0 before the Hokies picked up their first bucket with 17:49 left in the first half.

Haws continued his hot shooting in the opening minutes, knocking down four 3-pointers in the first six minutes of the game, helping the Cougars to a 22-12 lead.

Anson Winder and Davies got the crowd going with a Winder to Davies alley-oop dunk on an inbound pass. Davies followed it up with another layup shortly after to add to the Cougar lead at 26-14 with just over 12 minutes until halftime.

The 3-point barrage from Haws continued when he knocked down his fifth of the game, a career-high, during a 7-0 BYU run, pushing the lead to 33-17 with 10 minutes still to play in the first half.

After Haws got a 65-second breather he checked back in and proceeded to can another trey. Raul Delgado added another 3-pointer on the next possession to push the score to 43-25 with less than seven minutes remaining in the half.

The Cougars continued to roll into halftime, building a 25-point lead at the break. up 56-31. Haws had 29 points in the half on 9 of 13 shooting, including six of eight from 3-point land. The 29 first half points are the most in a half by a BYU player since Jimmer Fredette scored 33 in the first half against New Mexico in the 2011 Mountain West Conference Tournament. Fredette finished that game with a BYU record 52 points.

After Davies picked up an offensive board with 16:32 in the second half he dished it back to Haws for score and a chance at a 3-point play. Haws drained the free throw to give BYU a 30-point lead at 67-37.

The Cougars and Hokies traded baskets over the next six minutes but Virginia Tech went on a 12-0 run to cut the lead down to 78-60 with 7:33 left in the game. Haws finally ended the run with two to end a string of 0 for 8 shooting by the Cougars.

Sharp pushed BYU's lead back to 25 with a one-handed dunk and a made free throw for a 3-point play, giving the Cougars an 87-62 lead with just under six minutes remaining. The Cougars cruised the rest of the way to a 97-71 victory.

QUICK FACTS

University Information

Location: Provo, Utah 84602
 Elevation: 4,553 feet
 Enrollment: 32,955 (Daytime)
 Founded: October 15, 1875
 Owned: The Church of Jesus Christ of Latter-day Saints
 Nickname: Cougars
 Mascot: Cosmo
 Colors: Blue and White
 Arena (capacity): Marriott Center (21,000)
 Conference: West Coast Conference
 President: Cecil O. Samuelson (Utah, 1966)
 Athletic Director: Tom Holmoe (BYU, 1983)
 Athletic Website: BYUCougars.com
 Tickets: (801) 422-BYU1 or (800) 322-BYU1

2012-13 Preview

Lettermen Returning/Lost: 8/6
 Newcomers: 4
 Returning Redshirt Freshmen: 1
 Starters Returning/Lost: 4/2*
 Returning Points: 56.9% (1,552 of 2,727 points)
 Returning Rebounds: 66.1% (890 of 1,347 rebounds)
 Returning Assists: 69.1% (414 of 599 assists)
 Returning Blocks: 53.2% (82 of 154 blocks)
 Returning Minutes: 63.4% (4,439 of 7,000 minutes)
 *Includes Tyler Haws, who started as a freshman

2011-12 Review

Overall Record: 26-9
 Conference Record/Finish: 12-4 (3rd)
 2012 Postseason: (1-1) Lost, NCAA Second Round (Louisville) vs. Marquette, 68-88
 2012 Final National Ranking: NR/NR

BYU Coaching Staff

Head Coach: Dave Rose
 Alma Mater (year): Houston (1983)
 Record at School (years): 195-58 (8th year)
 Career Division I Record (years): same
 Basketball Office Fax: (801) 422-5965
 Assistant Coaches (Alma Mater, year)
 Terry Nashif (BYU, 2005)
 Tim LaComb (Utah, 2006)
 Mark Pope (Kentucky, 1996)
 Dir. of Basketball Operations: Mike Hall (BYU, 2005)
 Coord. of Player Development: Garrett Faucette (BYU, 2008)

BYU History

First Year of Basketball: 1903
 Overall All-Time Record: 1676-1018 (.622)
 Winning Seasons: 85 (last 2012)
 Regular Season Conf. Championships: 29 (last 2011)
 Postseason Appearances (record): 37 (26-37)
 Total NCAA Appearances (record): 27 (15-29)
 Last NCAA Appearance: 2012
 First Round: W vs. No. 14 seed Iona, 78-72
 Second Round: L vs. No. 3 seed Marquette, 68-88
 Total NIT Appearances (Record): 10 (12-8)
 Last NIT Appearance: 2006
 Result: (0-1) lost at Houston, 77-67

2012-13 STORYLINES AND NOTES

Player and team notes

- Senior Brandon Davies has played his best basketball over the last five games, averaging 24.0 points, 9.0 rebounds, 2.4 assists, 1.0 blocks and 1.6 steals while shooting .652 from the field and .778 from the free throw line.
- The Cougars posted a season-high 15 steals against Northern Arizona with Brandon Davies and Brock Zylstra registering three apiece and Tyler Haws, Matt Carlino and Craig Cusick each adding two. BYU forced 24 turnovers, a season high for a Cougar opponent.
- Tyler Haws hit 10 of 10 from the free throw line vs. Weber State, his third game this season shooting 100 percent from the line while attempting at least 10 free throws. Haws has four such games in his career, tied for the most in BYU history with Jimmer Fredette. Haws is tied with Russell Larson (1993-94) and Roberts (1994-95) for most perfect days from the line (minimum of 10 attempts) in a season with three. Danny Ainge, Lee Cum-mard, Larson and Roberts are tied for second on the career list with three.

Two averaging 20 in the top 20

Tyler Haws (20.9 points per game) and Brandon Davies (20.1 points per game) are ranked No. 11 and 17, respectively, in scoring in the NCAA. BYU is the only team in the NCAA with two players in the top 20 in scoring and the only program with two players averaging 20-plus points per game. BYU is also one of only four teams with two players in the top 50 in scoring (Cal State Fullerton, Central Connecticut and Iona are the others).

Haws's big day

On Dec. 29, Tyler Haws scored a career-high 42 points against Virginia Tech as he hit 14 of 25 from the field, 6 of 8 from three and 8 of 9 from the free throw line. See below for some of the records Haws set in his breakout game:

- Most points scored by a BYU sophomore
- Tied for eighth-most points scored by an individual in BYU history
- Most points scored by a BYU player not named Jimmer Fredette since 1961 (Bob Skousen, 47 vs. UCLA)
- Most points scored by an individual in NCAA Division I men's basketball this season
- Gives BYU a father-son duo in the 40-point club (Haws's father Marty scored 40 vs. Siena in 1989)

Haws the closer

Tyler Haws has played some of his best basketball in the final five minutes of games this season. Against Cal State Northridge, BYU trailed 74-73 with less than four minutes remaining. Haws hit a jumper with 3:44 to go to give BYU the lead and had 10 of the Cougars' final 14 points to help secure the 87-75 win. Against Utah BYU trailed 58-56 before Haws completed a three-point play with 2:47 to go. He added two free throws with 16 seconds remaining to secure the 61-58 win. After struggling from the field the first 35 minutes at Weber State, Haws scored nine points in the last five minutes on 3 of 3 shooting from the field and 2 of 2 from the free throw line. For the season, Haws is 14 of 17 from the field, 2 of 3 from three and 13 of 14 from the free throw line in the last five minutes of games.

Fast start for Tyler Haws

Tyler Haws opened 2012-13 with six-straight 20-point games, the second best such streak in program history. Only Devin Durrant started a season with more consecutive 20-point games, seven in 1983-84.

Name	Class	Season	Consecutive 20-Point Games (point totals)
Devin Durrant	Senior	1983-84	7 (28, 35, 20, 35, 23, 33, 27)
<i>Tyler Haws</i>	<i>Sophomore</i>	<i>2012-13</i>	<i>6 (22, 22, 23, 21, 20, 32)</i>
Danny Ainge	Senior	1980-81	5 (24, 22, 22, 29, 29)
Kresimir Cosic	Junior	1971-72	5 (30, 31, 33, 23, 30)
Michael Smith	Senior	1988-89	5 (24, 29, 30, 33, 20)

Davies does it all

Brandon Davies has stuffed the stat sheet this season, averaging 20.1 points, 7.9 rebounds, 2.6 assists, 1.6 blocks and 1.5 steals through 14 games. Last season he became the second Cougar in program history to average at least one of everything (points, rebounds, assists, steals and blocks). Russell Larson is the only other BYU player to produce a 'one of everything' season and did so twice, in 1993-94 and 1994-95 (blocks and steals were not tracked until the 1977-78 season).

Dave Rose

BYU head coach Dave Rose has led BYU to its most successful eight-year run since taking over in 2005. His career record of 195-58 ranks him second in BYU history in total victories and first in winning percentage (.771). Rose has been named conference coach of the year three times, district coach of the year twice and has guided the Cougars to four conference titles, six NCAA Tournament appearances and six 25-win seasons. In 2010 he led BYU to its first NCAA Tournament win in 17 years and the Cougars have also won at least one tournament game in the two seasons since, including a trip to the Sweet 16 in 2011.

Rose among the nation's best

Dave Rose is fifth in career winning percentage among active NCAA Division I head coaches (as of 1/1/13).

Coach	Yrs.	W	L	Pct.	Coach	Yrs.	W	L	Pct.
1 Roy Williams, UNC	25	685	172	.799	6 John Calipari, Kentucky	21	513	156	.767
2 Mark Few, Gonzaga	14	355	91	.796	7 Mike Krzyzewski, Duke	38	939	291	.763
3 Brad Stevens, Butler	6	149	42	.780	8 Bo Ryan, Wisconsin	29	660	208	.760
4 Thad Matta, Ohio State	13	333	98	.773	9 Jamie Dixon, Pittsburgh	10	250	79	.760
5 Dave Rose, BYU	8	195	58	.771	10 Bill Self, Kansas	20	487	159	.754

MOST POINTS IN A SINGLE – 2012-13 NCAA

Name	Opponent	Date	Pts
Tyler Haws, BYU	Virginia Tech	12/29/12	42
Andre Hollins, Minnesota	Memphis	11/23/12	41
Matt Hunter, Central Conn. St.	Indiana	12/8/12	40
Lamont Jones, Iona	Quinnipiac	11/16/12	40
Robert Crawford, Central Ark.	SE Mo. St.	12/8/12	39
Omar Strong, Texas Southern	Colorado	11/27/12	39

HONORS CANDIDATES

Brandon Davies • All-America Candidate

- Has scored in double figures 14 times and shot .500 or better in 9 of 14 games
- Posted 27 points and 10 rebounds vs. Northern Arizona for his fourth double-double of the season
- Had 33 points on 14 of 17 shooting at Weber State and added 8 boards
- At Baylor had 26 points and a season-high 17 rebounds
- Totaled 21 points, 10 boards, 6 assists, 2 blocks and 4 steals vs. Montana
- Registered a double-double with 22 points and 10 rebounds vs. UTSA and added 3 assists and a block
- Had 19 points, 5 rebounds and 2 blocks vs. Florida State
- Posted 28 points, 9 boards, 3 assists, 3 blocks and 2 steals vs. Georgia State
- Earned a spot on the Wooden Award Preseason Top 50 and the Lute Olson Award Preseason All-America team
- Named preseason All-WCC by the league's coaches

Tyler Haws • All-WCC Candidate

- Has scored 20-plus points in 8 of 14 games and double figures in 13 of 14 games
- Scored a career-high 42 points vs. Virginia Tech, a career high and the most scored in NCAA Division I this season
- Had 23 points, 6 rebounds and 3 assists at Weber State
- Scored a career-best 32 points vs. CSUN
- Scored 20 points and added 6 rebounds and 3 assists vs. UTSA
- Had 21 points, 8 rebounds, 4 assists and 2 steals vs. Notre Dame and earned a spot on the Acura CVC Classic All-Tournament Team
- Posted season highs of 23 points, nine rebounds, five assists (tied a season high), 3 steals and 1 block vs. Florida State
- Had 22 points, 7 rebounds, 5 assists and 2 steals vs. Georgia State
- Totaled 22 points and 4 boards and hit 8 of 9 free throws in season opener vs. Tennessee State

2012-13 BYU STARTING LINEUPS

Opponent	(1)	(2)	(3)	(4)	(5)
Tennessee State	Carlino	Zylstra	Haws	Sharp	Davies
Georgia State	Carlino	Zylstra	Haws	Sharp	Davies
vs. Florida State	Carlino	Zylstra	Haws	Sharp	Davies
vs. Notre Dame	Carlino	Zylstra	Haws	Sharp	Davies
UTSA	Carlino	Zylstra	Haws	Sharp	Davies
Cal State Northridge	Cusick	Zylstra	Haws	Ambrosino	Davies
vs. Montana	Cusick	Zylstra	Haws	Sharp	Davies
at Iowa State	Cusick	Zylstra	Haws	Sharp	Davies
Utah	Cusick	Zylstra	Haws	Sharp	Davies
at Weber State	Carlino	Cusick	Haws	Sharp	Davies
Eastern New Mexico	Carlino	Cusick	Haws	Austin	Davies
at Baylor	Carlino	Cusick	Haws	Austin	Davies
Northern Arizona	Carlino	Zylstra	Haws	Sharp	Davies
vs. Virginia Tech	Carlino	Zylstra	Haws	Sharp	Davies
Loyola Marymount					
at San Francisco					
Pepperdine					
at Santa Clara					
Saint Mary's					
San Diego					
at Gonzaga					
at Portland					
at Pepperdine					
Santa Clara					
at San Diego					
San Francisco					
Portland					
Utah State					
at Saint Mary's					
Gonzaga					
Loyola Marymount					
Won-Loss Records	(1)	(2)	(3)	(4)	(5)
5-2	Carlino	Zylstra	Haws	Sharp	Davies
2-1	Cusick	Zylstra	Haws	Sharp	Davies
1-1	Carlino	Cusick	Haws	Austin	Davies
1-0	Carlino	Cusick	Haws	Sharp	Davies
1-0	Cusick	Zylstra	Haws	Ambrosino	Davies

GAMES PLAYED

	2012-13	Career
Brandon Davies	14 (10-4)	113 (93-20)
Brock Zylstra	14 (10-4)	97 (77-20)
Tyler Haws	14 (10-4)	49 (40-9)
Craig Cusick	14 (10-4)	49 (36-13)
Nate Austin	14 (10-4)	49 (36-13)
Anson Winder	10 (7-3)	44 (33-11)
Josh Sharp	14 (10-4)	42 (30-12)
Matt Carlino	14 (10-4)	39 (28-11)
Agustin Ambrosino	13 (9-4)	same
Raul Delgado	12 (9-3)	same
Cory Calvert	12 (8-4)	same
Ian Harward	14 (10-4)	same

GAMES STARTED

	2012-13	Career
Brandon Davies	14 (10-4)	76 (60-16)
Tyler Haws	14 (10-4)	47 (38-9)
Brock Zylstra	11 (8-3)	39 (28-11)
Matt Carlino	10 (7-3)	34 (25-9)
Anson Winder	0 (0-0)	15 (12-3)
Craig Cusick	7 (5-2)	10 (7-3)
Josh Sharp	11 (8-3)	same
Nate Austin	2 (1-1)	3 (2-1)
Agustin Ambrosino	1 (1-0)	same

STREAKS

Streak	12-13	Overall
Current won/loss streak	2 wins	same
At home	7 wins	10 wins
On the road	1 loss	same
On a neutral floor	2 wins	same
At home vs. Nonconference	7 wins	10 wins
At home vs. WCC	—	3 wins
On the road vs. Nonconference	1 loss	same
On the road vs. WCC	—	1 loss
On a neutral floor vs. Nonconference	2 wins	same
On a neutral floor vs. WCC	—	1 loss
At regular season tournament	2 losses	same
At WCC Tournament	—	1 loss
NCAA Tournament	—	1 loss
At NIT	—	2 losses
Games with a 3-point make	14	524

LEADS AND DEFICITS, BYU'S BIGGEST...

halftime lead	25 (twice, last vs. VT, 12/29/12)
halftime lead lost in defeat	1 (32-31 vs. UND, 11/17/12)
halftime deficit	11 (37-48 at Iowa State, 12/1/12)
halftime deficit erased in victory	9 (26-35 vs. Utah, 12/8/12)
overall lead	38 (78-40 vs. NAU, 12/27/12)
margin of victory	33 (95-62 vs. ENMU, 12/18/12)
margin of defeat	21 (62-83 at Iowa State, 12/1/12)
lead lost in defeat	11 (19-8 at Baylor, 12/21/12)
overall deficit	27 (50-77 vs. Florida St., 11/16/12)
deficit overcome in victory	12 (19-31 vs. Utah, 12/8/12)

BYU CAREER RANKINGS

Points

Name	Years	GP	Points
1. Jimmer Fredette	2007-11	139	2599
2. Danny Ainge	1977-81	118	2467
3. Michael Smith	1983-84, 86-89	122	2319
4. Devin Durrant	1978-80, 82-84	117	2285
5. Russell Larson	1991-95	129	1885
6. Fred Roberts	1978-82	119	1841
7. Jeff Chatman	1984-88	122	1824
8. Mekeli Wesley	1997-01	115	1740
9. Mark Bigelow	1998-99, 01-04	120	1715
10. Ken Roberts	1990-91, 93-96	126	1652
11. Lee Cummond	2005-09	131	1569
12. Jonathan Tavernari	2006-10	132	1519
13. Kresimir Cosic	1970-73	79	1513
14. Jay Cheesman	1973-77	103	1408
15. Roland Minson	1948-51	106	1407
16. Andy Toolson	1984-85, 87-90	117	1388
17. Trent Plaisted	2004-08	103	1372
18. Joe Nelson	1947-50	89	1360
19. Marty Haws	1986-90	123	1337
20. Brandon Davies	2009-present	113	1324
21. Dick Nemelka	1963-66	78	1299
22. Alan Taylor	1976-80	110	1284
23. Jackson Emery	2005-06, 08-11	133	1235
24. Doug Richards	1971-74	78	1218
25. Gary Trost	1987-88, 90-93	114	1205
26. Eldon Brinley	1927-31	—	1195
27. Noah Hartssock	2008-12	134	1191
28. Joe Richey	1950-53	89	1177
29. Randy Reid	1992-96	125	1170
30. Kari Liimo	1966-69	76	1156
31. Elwood Romney	1929-33	—	1150
32. Doug Howard	1967-70	79	1143
33. Travis Hansen	2000-03	86	1137
34. Steve Schreiner	1988-91	93	1128
35. Mel Hutchins	1947-48, 49-51	95	1123
36. John Fairchild	1963-65	53	1109
37. Gary Earnest	1958-61	77	1108
38. Terrell Lyday	1999-01	66	1105
39. Mark Handy	1973-77	96	1098
40. Bruce Burton	1960-63	78	1089
41. Keena Young	2004-07	88	1068
42. Scott Runia	1976-80	110	1051
43. Bernie Fryer	1970-72	55	1030
44. Dave Eastis	1958-61	69	1015
--			
Tyler Haws	2009-10, 12-present	49	690

Free Throw Percentage (Min. 100 attempts)

Name	Years	FTM-FTA	Pct
1. Tyler Haws	2009-10, 12-present	177-191	.927
2. Jimmer Fredette	2007-11	627-711	.882
3. Michael Smith	1983-84, 86-89	431-491	.878
4. Lee Cummond	2005-09	294-349	.842
5. Reid, Randy	1992-96	338-407	.830
6. Mark Heslop	1988-92	101-122	.828
7. Brian Taylor	1982-84, 86-88	229-277	.827
8. Nick Sanderson	1991-93	181-219	.826
9. Gary Batchelor	1960-63	251-304	.826
10. Scott Runia	1976-80	161-195	.826

3-Point Field Goals Made

Name	Years	3FGM-3FGA	Pct
1. Jimmer Fredette	2007-11	296-752	.394
2. Jonathan Tavernari	2006-10	265-698	.380
3. Jackson Emery	2005-06, 08-11	230-601	.383
4. Mark Bigelow	1998-99, 01-04	213-559	.381
5. Mike Rose	2003-07	163-381	.428
6. Lee Cummond	2005-09	153-355	.431
7. Andy Toolson	1984-85, 87-90	141-323	.437
8. Nick Sanderson	1991-93	129-350	.369
9. Terrell Lyday	1999-01	127-321	.396
10. Mark Heslop	1988-92	126-283	.445
11. Michael Smith	1983-84, 86-89	116-270	.430
12. Randy Reid	1992-96	114-355	.321
13. Austin Ainge	2003-07	113-281	.402
14. Nathan Call	1986-88, 90-92	110-241	.456

15. Jimmy Balderson	2001-02, 04-07	109-294	.371
16. Todd Christensen	1995-96, 98-00	104-264	.394
17. Robbie Reid	1993-95	96-265	.362
18. Mekeli Wesley	1997-01	91-257	.354
19. Sam Burgess	2004-05, 06-08	81-196	.413
20. Shane Knight	1991-95	80-245	.327
21. Mike Hall	2003-05	78-228	.342
22. Michael Vranes	1996-97, 98-00	78-201	.388
23. Danny Bower	1997-99	77-211	.365
24. Travis Hansen	2000-03	76-206	.370
25. Brock Zylstra	2009-present	71-203	.350

Rebounds

Name	Years	GP	Rebounds
1. Michael Smith	1983-84, 86-89	122	922
2. Kresimir Cosic	1970-73	79	919
2. Alan Taylor	1976-80	110	919
4. Greg Kite	1979-83	112	847
5. Fred Roberts	1978-82	119	838
6. Steve Trumbo	1978-82	116	835
7. Russell Larson	1991-95	129	821
8. John Benson	1954-57	78	803
9. Mark Handy	1973-77	96	801
10. Bruce Burton	1960-63	78	776
11. Ken Roberts	1990-91, 93-96	126	753
12. Herschel Pedersen	1953-56	73	721
13. Jay Cheesman	1973-77	103	712
14. Jeff Chatman	1984-88	122	696
15. Lee Cummond	2005-09	131	686
16. Trent Plaisted	2004-08	103	686
17. John Fairchild	1963-65	53	678
18. Nick Mateljan	1951-54	77	673
19. Brandon Davies	2009-present	113	664
20. Jonathan Tavernari	2006-10	132	660
21. Kari Liimo	1966-69	76	655
22. Devin Durrant	1978-80, 82-84	117	643
23. Mekeli Wesley	1997-01	115	617

Assists

Name	Years	GP	Assists
1. Matt Montague	1996-97, 99-02	122	570
2. Danny Ainge	1977-81	118	539
3. Nathan Call	1986-88, 90-92	129	528
4. Jimmer Fredette	2007-11	139	515
5. Marty Haws	1986-90	123	502
6. Randy Reid	1992-96	125	458
7. Scott Runia	1976-80	110	405
8. Lee Cummond	2005-09	131	372
9. Austin Ainge	2003-07	101	355
10. Fred Roberts	1978-82	119	341
11. Brian Taylor	1982-84, 86-88	118	330
12. Steve Craig	1975-76, 78-81	112	329
13. Michael Smith	1983-84, 86-89	122	317
14. Jackson Emery	2005-06, 08-11	133	312
15. Scott Sinek	1981-85	115	311
16. Marty Perry	1982-85	85	299
17. Ken Roberts	1990-91, 93-96	126	272
18. Devin Durrant	1978-80, 82-84	117	268
19. Mark Bigelow	1998-99, 01-04	120	260
20. Mark Durrant	1989-90, 92-95	128	258
21. Chris Nikchevich	1982-85	88	250
22. Bob Capener	1981-83, 85-87	97	235
23. Robbie Reid	1993-95	64	226
24. Nathan Cooper	1995-96, 98-01	122	208
25. Andy Toolson	1984-85, 87-90	117	198
26. Steve Trumbo	1978-82	116	195
27. Kevin Santiago	1988-90	59	193
28. Gary Trost	1987-88, 90-93	114	186
29. Jonathan Tavernari	2006-10	132	182
30. Michael Vranes	1996-97, 98-00	63	171
31. Matt Carlino	2011-present	39	170
32. Greg Ballif	1977-78, 79-82	106	168
33. Brandon Davies	2008-present	113	162
34. Brian Dignan	1997-99	55	157
34. Ben Murdock	2006-08	66	157
36. Mekeli Wesley	1997-01	115	154
37. Travis Hansen	2000-03	86	150

Blocks

Name	Years	GP	Blocks
1. Greg Kite	1979-83	112	208
2. Shawn Bradley	1990-91	34	177
2. Noah Hartssock	2008-11	129	177
4. Russell Larson	1991-95	100	166
5. Alan Taylor	1976-80	110	119
6. Brandon Davies	2009-present	113	110
7. Jeff Chatman	1984-88	122	107
7. Trent Plaisted	2004-08	103	107
9. Lee Cummond	2005-09	131	106

Steals

Name	Years	GP	Steals
1. Jackson Emery	2005-06, 08-11	133	249
2. Danny Ainge	1977-81	118	195
3. Marty Haws	1986-90	123	182
4. Jimmer Fredette	2007-11	139	167
5. Jonathan Tavernari	2006-10	132	165
6. Scott Sinek	1981-85	115	140
7. Nathan Call	1986-88, 90-92	129	138
8. Russell Larson	1991-95	129	131
9. Lee Cummond	2005-09	131	129
10. Matt Montague	1996-97, 99-02	122	124
11. Randy Reid	1992-96	125	118
12. Mark Bigelow	1998-99, 01-04	120	116
13. Brandon Davies	2009-present	113	105
14. Ken Roberts	1990-91, 93-96	126	104
15. Justin Weidauer	1991-92, 95-98	85	102
16. Terrell Lyday	1999-01	66	99
17. Mekeli Wesley	1997-01	115	97
18. Robbie Reid	1993-95	64	94
19. Scott Runia	1976-80	110	92
20. Mike Hall	2003-05	60	89
21. Rafael Araujo	2002-04	62	88
22. Mark Durrant	1989-90, 92-95	128	87
23. Jimmy Balderson	2001-02, 04-07	115	85
24. Brian Taylor	1982-84, 86-88	118	84
24. Andy Toolson	1984-85, 87-90	117	84
26. Marty Perry	1982-85	85	83
27. Bob Capener	1981-83, 85-87	97	82
27. Jeff Chatman	1984-88	122	82
29. Fred Roberts	1978-82	119	81
30. Devin Durrant	1978-80, 82-84	117	77
31. Steve Craig	1975-76, 78-81	112	76
31. Nathan Cooper	1995-96, 98-01	122	76
31. Jared Miller	1990-93	88	76
34. Austin Ainge	2003-07	101	75
35. Brett Applegate	1982-84	60	74
--			
Brock Zylstra	2009-present	97	63
Matt Carlino	2011-present	39	56

Double-Doubles

Name	Years	DDs
1. Kresimir Cosic	1970-73	47
2. John Fairchild	1964-65	38
3. Alan Taylor	1976-80	34
4. Steve Trumbo	1978-82	30
5. Michael Smith	1983-84, 86-89	29
6. Brett Applegate	1982-84	28
7. Russell Larson	1991-95	27
8. Jay Cheesman	1973-77	26
9. Rafael Araujo	2002-04	24
9. Kari Liimo	1966-69	24
11. Mark Handy	1973-77	22
12. Bruce Burton	1960-63	21
12. Paul Ruffner	1968-70	21
14. Fred Roberts	1978-82	20
15. Greg Kite	1979-83	18
15. Steve Kramer	1963-66	18
17. Trent Plaisted	2004-08	17
17. Ken Roberts	1990-91, 93-96	17
17. Brandon Davies	2009-present	17
20. Jim Eakins	1965-68	16
20. Tom Gneiting	1984-87	16

BYU'S RECORD WHEN ...

Venue	2012-13	Under Rose
Overall	10-4	195-58
Home	7-0	109-8
Away	1-2	57-32
Neutral	2-2	29-18
Lead at the half/end of game...	2012-13	Under Rose
BYU leads at the half	9-1	166-16
Opponent leads at the half	1-3	24-38
Score tied at the half	0-0	5-4
BYU leads w/5 min left	9-0	184-5
Opponent leads w/5 min left	1-4	9-52
Score tied w/5 min left	0-0	2-1
BYU leads w/1 min left	10-0	190-0
Opponent leads w/1 min left	0-4	3-55
Score tied w/1 min left	0-0	2-3
Game goes into overtime	0-0	6-3
BYU scores...	2012-13	Under Rose
100-plus points	0-0	9-0
90-99 points	2-0	32-0
80-89 points	6-0	63-6
70-79 points	1-1	70-20
60-69 points	1-3	18-27
60 or less points	0-0	3-5
Opponent scores...	2012-13	Under Rose
100-plus points	0-0	1-0
90-99 points	0-0	3-5
80-89 points	0-2	9-21
70-79 points	2-2	33-27
60-69 points	6-0	88-5
50-59 points	2-0	44-0
50 or less points	0-0	18-0
BYU double figure scorers	2012-13	Under Rose
One player in double figures	0-0	1-4
Two players in double figures	2-2	24-16
Three players in double figures	7-1	75-26
Four players in double figures	1-1	64-11
Five players in double figures	0-0	25-1
Six players in double figures	0-0	6-0
Shooting and rebounding	2012-13	Under Rose
BYU shoots 50% or better	6-0	87-7
Opponent shoots 50% or better	0-2	12-23
BYU outshoots opponent	9-0	160-10
Opponent outshoots BYU	1-4	34-46
Teams shoot equal FG%	0-0	1-2
BYU outrebounds opponent	9-1	149-14
Opponent outrebounds BYU	0-3	37-41
BYU, opponent tie in rebounds	1-0	9-3
Wins, losses and rest	2012-13	Under Rose
Coming off a win	6-3	146-478
Coming off a loss	4-1	49-10
Two-plus days between games	9-3	171-46
One day between games	1-0	15-2
Playing the next day	0-1	9-10
Days	2012-13	Under Rose
Monday	0-0	2-0
Tuesday	2-0	30-3
Wednesday	2-0	47-10
Thursday	1-0	18-11
Friday	1-2	21-6
Saturday	4-2	77-28

BYU'S RECORD WHEN ...

On television	2012-13	Under Rose
All games on TV	10-3	159-52
On BYUtv	9-0	45-4
On ESPN	0-0	0-1
On ESPN2	0-1	2-7
On ESPNU	1-0	6-1
On truTV	0-2	1-2
On CBS	0-0	4-5
Top 25	2012-13	Under Rose
vs. a top 25 opponent	0-1	8-17
as a top 25 team	0-0	57-16
Months	2012-13	Under Rose
November	5-2	38-8
December	5-2	49-13
January	0-0	42-15
February	0-0	42-7
March	0-0	24-15
Margin of victory/defeat	2012-13	Under Rose
1-4 points	1-0	17-12
5-9 points	0-0	35-13
10-15 points	2-2	49-19
16-19 points	3-1	22-11
20-29 points	2-1	44-3
30-39 points	2-0	18-0
40-49 points	0-0	6-0
50+ points	0-0	4-0

DUNKS

	2012-13	Career
Brandon Davies	13	71
Nate Austin	2	6
Brock Zylstra	—	2
Tyler Haws	2	4
Josh Sharp	6	7
Anson Winder	—	1
Raul Delgado	1	1
BYU	24	
Opponents	19	

FREE THROW STREAKS

Haws	50	2/13/10 - 11/9/12
Haws	26	12/8/12 - 12/29/12
Haws	19	11/21/12 - 11/28/12
Haws	15	11/9/12 - 11/17/12
Davies	12	11/21/12 - 11/28/12
Zylstra	11	3/13/12 - 11/24/12
Cusick	6	11/16/12 - current

LATE GAME FREE THROWS

Player	5:00-2:00	2:00-0:00
Brandon Davies	11-16 (.688)	0-0 (.000)
Matt Carlino	3-4 (.750)	0-0 (.000)
Tyler Haws	7-8 (.875)	6-6 (1.000)
Craig Cusick	0-0 (.000)	0-2 (.000)
Anson Winder	0-0 (.000)	2-4 (.500)
Josh Sharp	1-2 (.500)	0-0 (.000)
Ian Harward	0-0 (.000)	1-2 (.500)
Agustin Ambrosino	0-0 (.000)	0-3 (.000)
Cory Calvert	1-2 (.500)	2-2 (1.000)
Totals	23-32 (.719)	11-19 (.579)
Under Rose	456-634 (.719)	576-761 (.757)



Senior forward Brandon Davies



Sophomore guard Tyler Haws

2012-13 SCORING BY HALF (BYU-OPPONENT)

Opponent	1st half	Margin	FG %	2nd half	Margin	FG %	OT	Margin	FG %	Final	Margin	FG %
TENNESSEE STATE	34-28	+6	48.3-38.5	47-38	+9	61.5-31.0	—	—	—	81-66	+15	54.5-33.8
GEORGIA STATE	44-26	+18	58.1-26.5	36-36	0	44.8-45.2	—	—	—	80-62	+18	51.7-35.4
vs. Florida State	35-44	-9	36.1-60.0	35-44	-9	30.8-56.0	—	—	—	70-88	-18	33.3-58.0
vs. Notre Dame	32-31	+1	42.3-35.5	36-47	-11	40.6-63.6	—	—	—	68-78	-10	38.1-52.1
UTSA	48-28	+20	55.9-39.3	33-34	-1	46.2-39.4	—	—	—	81-62	+19	51.7-39.3
CS NORTHRIDGE	46-40	+6	42.4-46.4	41-35	+6	51.6-38.9	—	—	—	87-75	+12	46.9-42.2
vs. Montana	42-31	+11	62.5-48.0	43-29	+14	44.1-29.2	—	—	—	85-60	+25	51.7-38.8
at Iowa State	37-48	-11	42.4-51.7	25-35	-10	31.3-44.8	—	—	—	62-83	-21	36.9-48.3
UTAH	26-35	-9	29.0-46.4	35-23	+12	33.3-25.0	—	—	—	61-58	+3	31.1-36.5
at Weber State	36-26	+10	48.0-40.7	42-42	0	58.6-48.3	—	—	—	78-68	+10	53.7-44.6
EASTERN NM	44-29	+15	48.6-37.5	51-33	+18	58.3-35.3	—	—	—	95-62	+33	53.5-36.4
at Baylor	31-40	-9	41.9-41.4	33-39	-6	35.5-48.4	—	—	—	64-79	-15	38.7-45.0
NORTHERN ARIZONA	48-23	+25	52.8-30.0	36-31	+5	39.4-43.3	—	—	—	84-54	+30	46.4-36.7
vs. Virginia Tech	56-31	+25	60.0-30.3	41-40	+1	36.6-46.7	—	—	—	97-71	+26	46.5-38.1
LMU												
at San Francisco												
PEPPERDINE												
at Santa Clara												
SAINT MARY'S												
SAN DIEGO												
at Gonzaga												
at Portland												
at Pepperdine												
SANTA CLARA												
at San Diego												
SAN FRANCISCO												
PORTLAND												
UTAH STATE												
at Saint Mary's												
GONZAGA												
at LMU												
Season Totals	39.9-32.9	+7.1	46.9-40.8	38.1-36.1	+2.0	43.2-41.9	—	—	—	78.1-69.0	+9.1	45.0-41.3

2012-13 OFFENSIVE TRENDS (BYU-OPPONENT)

Opponent	Pts/Paint	Pts Off TO	2nd Chance Pts	Fastbreak Pts	Bench Pts	Big Run	Big Lead					
TENNESSEE STATE	40-18	+22	17-17	0	2-11	-9	18-2	+16	16-13	+3	9-0/7-0	19/5
GEORGIA STATE	42-24	+18	20-15	+5	7-8	-1	14-4	+10	7-6	+1	16-0/9-0	29/-
vs. Florida State	25-34	-9	15-20	-5	15-6	+9	15-4	+11	18-37	-19	12-0/13-0	-/27
vs. Notre Dame	28-30	-2	13-8	+5	19-4	+15	4-4	0	16-10	+6	7-0/12-0	7/10
UTSA	34-22	+12	15-9	+6	11-5	+6	12-2	+10	24-6	+18	8-0/7-0	23/2
CS NORTHRIDGE	42-32	+10	14-13	+1	13-17	-4	16-0	+16	22-16	+6	12-0/8-0	12/4
vs. Montana	32-16	+16	26-7	+19	9-7	+2	4-0	+4	19-18	+1	12-0/6-0	25/-
at Iowa State	30-32	-2	13-21	-8	8-12	-4	4-4	0	25-19	+6	5-0/12-0	2/22
UTAH	18-22	-4	13-6	+7	9-8	+1	4-0	+4	26-23	+3	6-0/7-0	3/12
at Weber State	36-30	+6	14-18	-4	6-6	0	0-0	0	14-22	-8	8-0/9-0	15/2
EASTERN NM	45-22	+23	15-11	+4	11-12	-1	17-2	+15	43-28	+15	10-0/9-0	37/2
at Baylor	42-34	+8	16-14	+2	12-15	-3	0-4	-4	9-15	-6	9-0/12-0	11/23
NORTHERN ARIZONA	40-18	+22	18-6	+12	11-8	+3	15-6	+9	28-19	+9	18-0/12-0	38/2
vs. Virginia Tech	40-30	+10	14-10	+4	18-10	+8	7-6	+1	17-27	-10	9-0/12-0	32/-
LMU												
at San Francisco												
PEPPERDINE												
at Santa Clara												
SAINT MARY'S												
SAN DIEGO												
at Gonzaga												
at Portland												
at Pepperdine												
SANTA CLARA												
at San Diego												
SAN FRANCISCO												
PORTLAND												
UTAH STATE												
at Saint Mary's												
GONZAGA												
at LMU												
Season Totals	494-364	+130	223-175	+48	151-130	+21	130-38	+92	284-259	+25		
Times Led, Record (W/L/T)	9-1/1-3/0-0		8-2/1-2/1-0		5-2/4-2/1-0		9-1/0-1/1-2		8-2/2-2/0-0			
Under Rose (W/L/T)	127-19/58-37/10-2		151-21/37-35/7-2		121-19/62-36/12-3		139-27/37-19/19-12		113-28/76-29/6-1			



2012-13 WCC Standings (as of 1/1/13)

	Overall	Pct	WCC	Pct
No. 16 Gonzaga	13-1	.929	0-0	.000
Saint Mary's	11-3	.786	0-0	.000
Santa Clara	11-3	.786	0-0	.000
BYU	10-4	.714	0-0	.000
Pepperdine	8-5	.615	0-0	.000
Loyola Marymount	7-6	.538	0-0	.000
San Francisco	7-6	.538	0-0	.000
Portland	7-8	.467	0-0	.000
San Diego	7-8	.467	0-0	.000

WCC Players of the Week

Nov. 12	Kevin Foster, Santa Clara
Nov. 19	Johnny Dee, San Diego
Nov. 26	Elias Harris, Gonzaga
Dec. 3	Cole Dickerson, San Francisco
Dec. 10	Johnny Dee, San Diego
Dec. 17	Brandon Davies, BYU
Dec. 24	Marc Trasolini, Santa Clara
Dec. 31	Tyler Haws, BYU

2012-13 WCC Preseason Poll

Team (First Place Votes)	Points
1. Gonzaga (7)	63
2. BYU (1)	55
3. Saint Mary's (1)	52
4. Loyola Marymount	37
5. San Diego	36
6. Santa Clara	35
7. San Francisco	19
8. Portland	15

2012-13 Preseason All-WCC Team

Player	School	Yr.	Pos.
Gary Bell, Jr.	Gonzaga	So.	G
Brandon Davies	BYU	Sr.	F
Johnny Dee	San Diego	So.	G
Matthew Dellavedova	Saint Mary's	Sr.	G
Sam Dower	Gonzaga	Jr.	C
Kevin Foster	Santa Clara	Sr.	G
Elias Harris	Gonzaga	Sr.	F
Stephen Holt	Saint Mary's	Jr.	G
Anthony Ireland	Loyola Marymount	Jr.	G
Kevin Pangos	Gonzaga	So.	G

TEAM	All	Conf
WCC Stats (1/1/13)		
Scoring Offense	4th	—
Scoring Defense	T8th	—
Scoring Margin	4th	—
FT Percentage	2nd	—
FG Percentage	6th	—
FG Percentage Defense	5th	—
3FG Percentage	8th	—
3FG Percentage Defense	1st	—
3-Point FG Made/Game	7th	—
Rebounding Offense	1st	—
Rebounding Defense	9th	—
Rebounding Margin	4th	—
Blocked Shots	4th	—
Assists	1st	—
Steals	3rd	—
Turnover Margin	4th	—
Assist/Turnover Ratio	2nd	—
Offensive Rebounds	2nd	—
Defensive Rebounds	1st	—
Defensive Reb Pct	4th	—
Offensive Reb Pct	6th	—
NCAA Stats (12/30/12)	Rank	Actual
Won-Lost Percentage	81	71.4
Scoring Offense	31	78.1
Scoring Defense	228	69.0
Scoring Margin	73	9.1
Field-Goal Percentage	116	45.0
Field-Goal Pct Defense	150	41.3
3-Point Field Goals/Game	206	5.9
3-Point Field-Goal Pct	231	31.5
3-Point FG Defense	73	30.3
Free-Throw Percentage	43	73.8
Rebound Margin	75	4.8
Assists Per Game	17	17.1
Assist Turnover Ratio	33	1.28
Blocked Shots Per Game	186	3.4
Steals Per Game	74	8.4
Turnovers Per Game	140	13.4
Turnover Margin	112	1.6
Personal Fouls Per Game	222	18.5

INDIVIDUAL	Top BYU player - All	Top BYU player - Conf
WCC (1/1/13)		
Scoring	Tyler Haws - 2nd	—
Rebounding	Brandon Davies - 3rd	—
FG Percentage	Brandon Davies - 5th	—
Assists	Matt Carlino - 9th	—
FT Percentage	Tyler Haws - 1st	—
Steals	Brandon Davies - T8th	—
3FG Percentage	Tyler Haws - 12th	—
3FG Made/Game	Tyler Haws - 13th	—
Blocked Shots	Brandon Davies - 3rd	—
Assist/TO Ratio	Matt Carlino - 9th	—
Offensive Rebounds	Brandon Davies - 7th	—
Defensive Rebounds	Brandon Davies - 3rd	—
Minutes Played	Tyler Haws - 7th	—
NCAA Stats (12/30/12)	BYU Player - Rank	Actual
Points Per Game	Tyler Haws - 11	20.9
	Brandon Davies - 17	20.1
Field Goal Percentage	Brandon Davies - 36	57.1
	Tyler Haws - 158	47.7
Free Throw Percentage	Tyler Haws - 4	94.4
Rebounds Per Game	Brandon Davies - 98	7.9
Assists Per Game	Matt Carlino - 173	3.9
Blocked Shots Per Game	Brandon Davies - 121	1.57
Assist/Turnover Ratio	Matt Carlino - 157	1.77
Double-Doubles	Brandon Davies - 43	4

BYU BASKETBALL
ROSTER AND CAREER HIGHS

No.	Name	Pos.	Ht.	Wt.	Yr.	Hometown (Previous School)	Pronunciations
0	Brandon Davies	F	6-9	235	Sr.	Provo, Utah (Provo HS)	AGUSTIN AMBROSINO AH-go-steen ahm-bro-SEE-no
1	Raul Delgado	G	6-2	195	Jr.	Chihuahua, Mexico (Western Neb. CC)	ANSON WINDER AN-sun WINE-der
2	Craig Cusick	G	6-2	185	Sr.	Orem, Utah (Utah)	BROCK ZYLSTRA ZIL-stra
3	Tyler Haws	G	6-5	200	So.	Alpine, Utah (Lone Peak HS)	MATT CARLINO car-LEE-no
5	Agustin Ambrosino	F	6-8	225	Jr.	Cordoba, Argentina (Salt Lake CC)	RAUL DELGADO rah-OOL del-GAH-doh
10	Matt Carlino	G	6-2	175	So.	Scottsdale, Ariz. (Bloomington South HS)	TERRY NASHIF NASH-if
12	Josh Sharp	F	6-7	185	So.	Highland, Utah (Utah)	IAN HARWARD HAR-word
13	Brock Zylstra	G	6-6	210	Sr.	La Verne, Calif. (Bonita HS)	ROBERT RAMOS RAY-mus
20	Anson Winder	G	6-3	195	So.	Las Vegas, Nev. (Bishop Gorman HS)	
23	Cory Calvert	G	6-3	185	Fr.	Parker, Colo. (Chaparral HS)	
30	Cooper Ainge	G	6-0	175	Fr.	Wellesley, Mass. (Wellesley HS)	
33	Nate Austin	F	6-10	230	So.	Alpine, Utah (Lone Peak HS)	
42	Ian Harward	C	6-11	215	Fr.	Orem, Utah (Orem HS)	

Head Coach: Dave Rose, 8th year (Houston, 1983)

Assistant Coaches: Terry Nashif (BYU, 2005); Tim LaComb (Utah, 2006); Mark Pope (Kentucky, 1996)

Director of Basketball Operations: Mike Hall (BYU, 2005)

Coordinator of Player Development: Garrett Faucette (BYU, 2008)

Team Trainer: Robert Ramos (BYU, 1995)

2012-13 SEASON AND CAREER HIGHS

#	Player	Points	Rebounds	Assists
0	Brandon Davies	Season: 33 at Weber State Career: same	17 at Baylor 22 vs. San Diego (11-12)	6 vs. Montana 6, 3 times, last vs. Montana (12-13)
1	Raul Delgado	Season: 11 vs. NAU Career: same	6 vs. ENMU same	3 vs. ENMU same
2	Craig Cusick	Season: 10 vs. FSU Career: 12 at Portland, vs. Marquette (11-12)	8 vs. UTSA same	6 vs. ENMU 8 vs. Weber State (11-12), vs. Iona (11-12)
3	Tyler Haws	Season: 42 vs. Virginia Tech Career: same	9 vs. FSU 11, twice, last at UTEP (09-10)	5 vs. GSU, vs. FSU 6 vs. Idaho State (09-10)
5	Agustin Ambrosino	Season: 14 vs. ENMU Career: same	8 vs. ENMU same	2 vs. UTSA, vs. ENMU, vs. NAU same
10	Matt Carlino	Season: 19 vs. Utah Career: 30 at San Francisco (11-12)	5 vs. TSU 7 vs. Buffalo (11-12), at USD (11-12)	10 vs. TSU 11 vs. Buffalo (11-12)
12	Josh Sharp	Season: 13 vs. Montana Career: same	10 vs. Notre Dame same	1, 6 times, last vs. Virginia Tech 3 vs. Longwood (11-12)
13	Brock Zylstra	Season: 14 vs. CSUN Career: 26 vs. Buffalo (11-12)	7 vs. CSUN 9 vs. Portland (11-12)	5 vs. CSUN 5 vs. UCSB (11-12), vs. CSUN (12-13)
20	Anson Winder	Season: 3 vs. Utah, vs. ENMU Career: 20 vs. Buffalo (11-12)	3 vs. NAU 6 at San Francisco (11-12)	3 vs. ENMU 9 vs. Northern Arizona (11-12)
23	Cory Calvert	Season: 10 vs. ENMU Career: same	3 vs. Virginia Tech same	2 vs. FSU, vs. ENMU, vs. Virginia Tech same
33	Nate Austin	Season: 8 at Iowa State, at Baylor Career: 15 vs. Weber State (11-12)	8 vs. FSU, vs. Virginia Tech 10 at Gonzaga (11-12)	4 vs. ENMU same
42	Ian Harward	Season: 7 vs. Notre Dame Career: same	5 vs. Virginia Tech same	1 vs. Montana same

GEOGRAPHIC BREAKDOWN

Argentina	Agustin Ambrosino
Mexico	Raul Delgado
Arizona	Matt Carlino
California	Brock Zylstra
Colorado	Cory Calvert
Massachusetts	Cooper Ainge
Nevada	Anson Winder
Utah	Nate Austin, Brandon Davies, Craig Cusick, Ian Harward, Tyler Haws, Josh Sharp

CLASS BREAKDOWN

Seniors	Juniors	Sophomores	Freshmen
Craig Cusick Brandon Davies Brock Zylstra	Agustin Ambrosino Raul Delgado	Nate Austin Matt Carlino Tyler Haws Josh Sharp Anson Winder	Cooper Ainge* Cory Calvert Ian Harward

*Redshirting in 2012-13

CAREER HIGHLIGHTS

- 195-58 overall record (second all-time at BYU in wins) for a BYU record .771 winning percentage
- With 185 victories through first seven seasons is fourth all-time for best career starts by wins in NCAA history
- With 159 victories through first six seasons is tied for third all-time for best career starts by wins in NCAA history
- Fourth among active coaches in career winning percentage, behind Roy Williams, Mark Few and John Calipari and ahead of Thad Matta and Mike Krzyzewski
- Four Mountain West Conference regular season titles, a BYU and MWC record
- Three-time MWC Coach of the Year (2006, 2007, 2011)
- Two-time USBWA District VIII Coach of the Year (2006, 2011)
- Naismith Coach of the Year Finalist in 2011
- Finalist for the Clair Bee Award in 2010
- Honorable Mention for National Coach of the Year by Scout.com (2006)
- Six-consecutive trips to the NCAA Tournament, a BYU record
- Six-consecutive 25-win seasons, a BYU record
- BYU basketball has 11 25-win seasons in its 110-year history and Rose has been the head coach of six of those teams
- Holds top two spots for wins in a season in BYU history with 32 in 2010-11 and 30 in 2009-10
- Only BYU coach to win at least 20 games in each of his first seven seasons
- Took BYU to the Sweet 16 in 2011 for the first time since 1981
- Coached Jimmer Fredette, the 2011 Consensus National Player of the Year (received the Wooden Award, Naismith Trophy, Oscar Robertson Trophy and other national awards)



Scan to view Rose's profile on BYUcougars.com



COACHING EXPERIENCE

- BYU Head Coach (2005-present)
- BYU Associate Head Coach (2000-2005)
- BYU Assistant Coach (1997-2000)
- Dixie State Head Coach (1990-1997)
- Dixie State Assistant Coach (1987-1990)
- Assistant coach at Pine View High School (1986-87)
- Head coach at Millard High School (1983-86)

SERVICE

- A member of the National Coaches vs. Cancer Council that includes Mike Krzyzewski (Duke), Roy Williams (North Carolina), Jim Boeheim (Syracuse) and Mike Brey (Notre Dame)
- Assisting with the Hope Lodge, a facility to be constructed in Salt Lake City to house families of cancer patients
- NABC Game Pillar Award for Service in 2008
- 63rd recipient of the Dale Rex Memorial Award
- Honorary Chair of the Children with Cancer Christmas Foundation
- Was the first coach in the state of Utah to participate in the American Cancer Society's nationwide Coaches vs. Cancer campaign
- Lobbied before Congress for more funding for cancer research in September 2010

EDUCATION

- Houston (1983, B.A.)

PLAYING CAREER

- Played baseball and basketball at Dixie State College
- Played for Houston from 1980-83 (played in 1980-81 and 82-83, redshirted in 1981-82)
- Co-Captain on the famous "Phi-Slamma Jamma" team that featured Hakeem (then Akeem) Olajuwon and Clyde Drexler
- Helped Houston achieve a No. 1 ranking and reach the national championship game in 1983

MISSION

- Manchester England (1977-79)

PERSONAL/FAMILY

- Wife: Cheryl
- Children: Daughter Chanell and husband Brock Reichner, son Garrett and wife Brooke, daughter Taylor
- Dave and Cheryl Rose have seven grandchildren

ROSE'S BYU COACHING LEDGER

Season	Overall	Pct.	Home	Pct.	Away	Pct.	Neutral	Pct.	Conf.	Pct.	Tourney	NCAA/NIT
05-06	20-9	.690	14-1	.933	5-7	.417	1-2	.500	12-4	.750	0-1	0-1 NIT
06-07	25-9	.735	17-0	1.000	6-7	.462	2-2	.500	13-3	.813	2-1	0-1 NCAA
07-08	27-8	.771	16-0	1.000	9-3	.615	3-3	.500	14-2	.875	2-1	0-1 NCAA
08-09	25-8	.758	14-2	.875	8-5	.750	2-3	.400	12-4	.750	1-1	0-1 NCAA
09-10	30-6	.833	15-1	.938	10-4	.714	5-1	.833	13-3	.813	1-1	1-1 NCAA
10-11	32-5	.865	13-1	.929	10-1	.909	9-3	.750	14-2	.875	2-1	2-1 NCAA
11-12	26-9	.743	13-3	.813	8-3	.727	5-3	.625	12-4	.750	1-1	1-1 NCAA
12-13	10-4	.714	7-0	1.000	1-2	.333	2-2	.500	0-0	.000	0-0	—
Totals	195-58	.771	109-8	.932	57-32	.640	29-18	.617	90-22	.804	9-7	4-7

TOP CAREER START BASED ON CURRENT NUMBER OF YEARS (THROUGH 2011-12)

Coach, School	Yrs.	W	L	Pct.
Steve Prohm, Murray State	1	31	2	.939
Andy Toole, Robert Morris	2	44	25	.638
Shaka Smart, VCU	3	84	28	.750
John Groce, Illinois	4	85	56	.603
Brad Stevens, Butler	5	139	40	.777
Anthony Grant, Alabama	6	139	64	.685
Dave Rose, BYU	7	185	54	.774
Sean Miller, Arizona	8	189	82	.697
Jamie Dixon, Pittsburgh	9	238	77	.756
Mike Anderson, Arkansas	10	218	112	.661
Randy Bennett, Saint Mary's	11	235	118	.666
Thad Matta, Ohio State	12	323	96	.771
Mark Few, Gonzaga	13	342	90	.792
Bruce Weber, Kansas State	14	313	155	.669
Mark Gottfried, NC State	15	303	167	.645

BEST CAREER STARTS BY WINS, 7 SEASONS

Coach, School	Date	W	L	Pct.
Mark Few, Gonzaga	2000-06	188	41	.821
Jamie Dixon, Pittsburgh	2004-10	188	54	.777
Everett Case, NC State	1947-53	187	45	.806
Dave Rose, BYU	2006-12	185	54	.774
Roy Williams, Kansas	1989-95	184	51	.783
Thad Matta, Butler, Xavier, OSU	2001-07	183	53	.775
Larry Brown, UCLA & Kansas	1980-81, 84-88	172	60	.741

ROSE'S MILESTONE VICTORIES

Win	Date	Opponent	Score	Record
25	12/06/06	San Jose State	81-69	25-11 (.694)
50	11/23/07	vs. No. 6 Louisville	78-76	50-18 (.735)
75	11/20/08	North Florida	74-41	75-26 (.743)
100	11/20/09	at Hawaii	83-65	100-34 (.746)
125	03/06/10	at TCU	107-77	125-38 (.767)
150	02/09/11	at Air Force	90-52	150-42 (.781)
175	01/16/12	at San Diego	82-63	175-49 (.781)



0 — BRANDON DAVIES

6-9 • 235 • SENIOR • FORWARD • PROVO, UTAH (PROVO HS)

2012-13 SEASON — PPG: 20.1 RPG: 7.9 APG: 2.6 SPG: 1.5 BPG: 1.6 FG%: .571 3FG%: .375 FT%: .704

Last Time Out

- Recorded 17 points, 4 rebounds, 4 assists and 1 steal vs. Virginia Tech

Scan for Davies' bio on BYUcougars.com



In 2012-13

- Has scored in double figures in all 14 games and shot .500 or better in 9 of 14 games
- Has four double-doubles this season
- Had 27 points, 10 rebounds and 3 steals vs. Northern Arizona
- Totaled 26 points, 17 rebounds, 3 assists, 1 blocks and 3 steals at Baylor ... hit 11 of 15 from the free throw line
- Posted a career-high 33 points, including 18 in the first half, against Weber State
- Has dished out 3 or more assists eight different times this season
- Scored 21 points and added 10 rebounds, 6 assists, 2 blocks and 4 steals vs. Montana
- Scored 22 points on 10 of 14 shooting from the field and 8 of 10 from the free throw line and added 9 boards, 3 assists, 3 blocks and 2 steals vs. Georgia State
- Named to the Wooden Award Preseason Top 50 list, the Lute Olson Preseason All-America team and the preseason All-WCC Team

Other

- Mother is Linda Kathleen Davies and has one brother and one sister
- Played for Craig Drury at Provo High School where he helped lead the Bulldogs to state titles as a sophomore and junior and a second-place finish as a senior

2012-13 SEASON HIGHS

PTS	33, Weber State – 12/15/12
1st H	18, WSU – 12/15/12, NAU 12/27/12
2nd H	17, at Baylor – 12/21/12
REB	17, at Baylor – 12/21/12
AST	6, vs. Montana – 11/28/12
STL	4, vs. Montana – 11/28/12
BLK	4, Tennessee State – 11/9/12
FGM	14, Weber State – 12/15/12
FGA	19, at Baylor – 12/21/12
3PM	1, 3 times, last at Baylor – 12/21/12
3PA	2, twice, last at Baylor – 12/21/12
FTM	11, at Baylor – 12/21/12
FTA	17, vs. Montana – 11/28/12

CAREER HIGHS

PTS	33, Weber State – 12/15/12
REB	22, San Diego – 12/31/11
AST	6, 3 times, last vs. Montana – 11/28/12
STL	8, at Portland – 2/4/12
BLK	4, Tennessee State – 11/9/12
FGM	14, Weber State - 12/15/12
FGA	19, at Baylor – 12/21/12
3PM	1, four times, last at Baylor – 12/21/12
3PA	2, twice, last at Baylor – 12/21/12
FTM	15, at Pepperdine – 1/21/12
FTA	18, at Pepperdine – 1/21/12

MISCELLANEOUS

	12-13	Career
Double-Figure PTS	14 (10-4)	68 (54-14)
20-plus Pts	7 (5-2)	18 (14-4)
Double-Figure REB	4 (3-1)	17 (13-4)
Double-Doubles	4 (3-1)	17 (13-4)
3-plus STL	3 (2-1)	10 (6-4)
3-plus BLK	3 (3-0)	6 (6-0)
3-plus 3-point FG	0 (0-0)	0 (0-0)
Scoring Leader	7 (5-2)	19 (12-7)
Rebound Leader	9 (7-2)	39 (29-10)
Assist Leader	4 (2-2)	9 (7-2)

2012-13 GAME-BY-GAME


Opponent	Date	GS	Min	FG	FGA	Pct	3FG	FGA	Pct	FT	FTA	Pct	Off	Def	TR	Avg	PF	FO	A	TO	Blk	Stl	Pts	Avg
TENNESSEE STATE	11/09/12	*	31	7	9	.778	0	0	.000	2	4	.500	0	7	7	7.0	4	0	3	5	4	2	16	16.0
GEORGIA STATE	11/13/12	*	29	10	14	.714	0	0	.000	8	10	.800	2	7	9	8.0	3	0	3	3	3	2	28	22.0
vs. Florida State	11/16/12	*	21	6	11	.545	1	1	1.000	6	8	.750	2	3	5	7.0	4	0	1	3	2	0	19	21.0
vs. Notre Dame	11/17/12	*	18	4	11	.364	0	0	.000	4	7	.571	2	3	5	6.5	4	0	3	2	0	0	12	18.8
UTSA	11/21/12	*	26	7	13	.538	0	0	.000	8	8	1.000	3	7	10	7.2	3	0	3	6	1	0	22	19.4
CS NORTHRIDGE	11/24/12	*	29	5	10	.500	0	0	.000	2	2	1.000	1	7	8	7.3	3	0	3	1	1	1	12	18.2
vs. Montana	11/28/12	*	33	6	13	.462	0	1	.000	9	17	.529	3	7	10	7.7	0	0	6	1	2	4	21	18.6
at Iowa State	12/01/12	*	30	7	17	.412	0	2	.000	6	10	.600	3	3	6	7.5	4	0	3	3	1	2	20	18.8
UTAH	12/08/12	*	33	4	10	.400	0	0	.000	3	6	.500	4	2	6	7.3	3	0	0	3	3	2	11	17.9
at Weber State	12/15/12	*	36	14	17	.824	0	0	.000	5	6	.833	2	6	8	7.4	2	0	1	3	1	0	33	19.4
EASTERN NM	12/18/12	*	21	6	10	.600	1	1	1.000	4	5	.800	1	5	6	7.3	1	0	3	0	2	1	17	19.2
at Baylor	12/21/12	*	36	7	19	.368	1	2	.500	11	15	.733	5	12	17	8.1	3	0	3	4	1	3	26	19.8
NORTHERN ARIZONA	12/27/12	*	26	13	16	.813	0	1	.000	1	1	1.000	1	9	10	8.2	2	0	1	2	1	3	27	20.3
vs. Virginia Tech	12/29/12	*	25	5	7	.714	0	0	.000	7	9	.778	1	3	4	7.9	2	0	4	3	0	1	17	20.1
LMU	01/03/13																							
at San Francisco	01/05/13																							
PEPPERDINE	01/10/13																							
at Santa Clara	01/12/13																							
SAINT MARY'S	01/16/13																							
SAN DIEGO	01/19/13																							
at Gonzaga	01/24/13																							
at Portland	01/26/13																							
at Pepperdine	01/31/13																							
SANTA CLARA	02/02/13																							
at San Diego	02/07/13																							
SAN FRANCISCO	02/09/13																							
PORTLAND	02/16/13																							
UTAH STATE	02/19/13																							
at Saint Mary's	02/21/13																							
GONZAGA	02/28/13																							
at LMU	03/02/13																							
Totals			14	394	101	177	.571	3	8	.375	76	108	.704	30	81	111	7.9	38	0	37	39	22	281	20.1

CAREER STATISTICS (ALL GAMES)

Year	GP	GS	Min	Avg	FG	FGA	Pct	3FG	FGA	Pct	FT	FTA	Pct	Off	Def	TR	Avg	PF	FO	A	TO	Blk	Stl	Pts	Avg
2009-10	35	1	474	13.5	69	128	.539	0	1	.000	50	88	.568	30	74	104	3.0	91	1	9	47	14	13	188	5.4
2010-11	29	26	721	24.9	115	219	.525	0	0	.000	93	138	.674	63	117	180	6.2	90	4	43	44	27	20	323	11.1
2011-12	35	35	1002	28.6	196	380	.516	1	3	.333	139	210	.662	79	190	269	7.7	114	4	73	100	47	51	532	15.2
2012-13	14	14	394	28.1	101	177	.571	3	8	.375	76	108	.704	30	81	111	7.9	38	0	37	39	22	21	281	20.1
TOTAL	113	76	2591	22.9	481	904	.532	4	12	.333	358	544	.658	202	462	664	5.9	333	9	162	230	110	105	1324	11.7

CAREER STATISTICS (CONFERENCE GAMES)

Year	GP	GS	Min	Avg	FG	FGA	Pct	3FG	FGA	Pct	FT	FTA	Pct	Off	Def	TR	Avg	PF	FO	A	TO	Blk	Stl	Pts	Avg
2009-10	15	0	187	12.5	29	63	.460	0	1	.000	22	41	.537	13	35	48	3.2	35	0	3	21	5	6	80	5.3
2010-11	14	14	395	28.2	54	111	.486	0	0	.000	51	74	.689	30	72	102	7.3	46	2	29	25	16	13	159	11.4
2011-12	16	16	491	30.7	103	191	.539	0	0	.000	82	121	.678	37	92	129	8.1	54	2	35	55	25	29	288	18.0
TOTAL	45	30	1073	23.8	186	365	.510	0	1	.000	155	236	.657	80	199	279	6.2	135	4	67	101	46	48	527	11.7



1 — RAUL DELGADO 6-2 • 195 • JUNIOR • GUARD • CHIHUAHUA, MEXICO (WESTERN NEBRASKA CC)

2012-13 SEASON — PPG: 3.2 RPG: 1.7 APG: 0.9 SPG: 0.7 BPG: 0.2 FG%: .395 3FG%: .316 FT%: .667

Last Time Out

- Posted 5 points, 3 rebounds and 1 steal vs. Virginia Tech

Scan for Delgado's bio on BYUcougars.com



In 2012-13

- Scored a career-best points in back-to-back games against Baylor and Northern Arizona with 7 and 11 points, respectively
- Scored a career-high 11 points against NAU while hitting 3 3-pointers, also a career high, and adding 2 blocks
- Scored 4 points and added 6 rebounds, 3 assists and 2 steals in 16 minutes against Eastern New Mexico
- Played 12 minutes and contributed 2 points, 2 rebounds, 2 assists and 2 steals against Weber State

Before BYU

- Played two seasons at Western Nebraska Community College for Russell Beck and was a team captain
- As a sophomore in 2011-12 led WNCC to a 26-7 record, averaged 18.3 points, 3.2 rebounds and 1.8 steals per game while shooting .485 from the field, .433 from three and .768 from the free throw line

Other

- Parents are Luis Raul Delgado Torres and Maria de Los Angeles Cruz Muños and has one sister
- Lived with his adoptive family, David and Cheri Erekson and their five children, when he came to the United States

2012-13 SEASON HIGHS

PTS	11, NAU – 12/27/12
1st H	5, VT – 12/29/12
2nd H	8, NAU – 12/27/12
REB	6, ENMU – 12/18/12
AST	3, ENMU – 12/18/12
STL	2, twice, last vs. ENMU – 12/18/12
BLK	2, NAU – 12/27/12
FGM	4, NAU – 12/27/12
FGA	7, NAU – 12/27/12
3PM	3, NAU – 12/27/12
3PA	5, NAU – 12/27/12
FTM	2, at Baylor – 12/21/12
FTA	2, at Baylor – 12/21/12

MISCELLANEOUS

	12-13	Career
Double-Figure PTS	1 (1-0)	1 (1-0)
20-plus Pts	0 (0-0)	0 (0-0)
Double-Figure REB	0 (0-0)	0 (0-0)
Double-Doubles	0 (0-0)	0 (0-0)
3-plus STL	0 (0-0)	0 (0-0)
3-plus BLK	0 (0-0)	0 (0-0)
3-plus 3-point FG	1 (1-0)	0 (0-0)
Scoring Leader	0 (0-0)	0 (0-0)
Rebound Leader	0 (0-0)	0 (0-0)
Assist Leader	0 (0-0)	0 (0-0)

2012-13 GAME-BY-GAME

Opponent	Date	GS	Min	FG	FGA	Pct	3FG	FGA	Pct	FT	FTA	Pct	Off	Def	TR	Avg	PF	FO	A	TO	Blk	Stl	Pts	Avg
TENNESSEE STATE	11/09/12		5	0	0	.000	0	0	.000	0	0	.000	0	0	0	0.0	0	0	0	0	0	1	0	0.0
GEORGIA STATE	11/13/12		10	0	1	.000	0	1	.000	0	0	.000	1	3	4	2.0	2	0	1	0	0	0	0	0.0
vs. Florida State	11/16/12		7	0	2	.000	0	1	.000	0	0	.000	0	0	0	1.3	1	0	1	0	0	0	0	0.0
vs. Notre Dame	11/17/12		DNP																					
UTSA	11/21/12		6	1	3	.333	0	0	.000	0	0	.000	0	0	0	1.0	1	0	1	0	0	0	2	0.5
CS NORTHBRIDGE	11/24/12		DNP																					
vs. Montana	11/28/12		10	2	3	.667	1	2	.500	0	0	.000	0	0	0	0.8	2	0	1	0	0	1	5	1.4
at Iowa State	12/01/12		10	1	4	.250	0	1	.000	0	0	.000	1	1	2	1.0	1	0	0	1	0	0	2	1.5
UTAH	12/08/12		1	0	1	.000	0	1	.000	0	0	.000	1	0	1	1.0	0	0	0	0	0	0	0	1.3
at Weber State	12/15/12		12	1	2	.500	0	1	.000	0	0	.000	0	2	2	1.1	2	0	2	0	0	2	2	1.4
EASTERN NM	12/18/12		16	2	6	.333	0	2	.000	0	1	.000	1	5	6	1.7	3	0	3	3	0	2	4	1.7
at Baylor	12/21/12		17	2	5	.400	1	2	.500	2	2	1.000	0	2	2	1.7	2	0	0	0	0	0	7	2.2
NORTHERN ARIZONA	12/27/12		17	4	7	.571	3	5	.600	0	0	.000	0	0	0	1.5	0	0	2	0	2	1	11	3.0
vs. Virginia Tech	12/29/12		17	2	4	.500	1	3	.333	0	0	.000	1	2	3	1.7	3	0	0	1	0	1	5	3.2
LMU	01/03/13																							
at San Francisco	01/05/13																							
PEPPERDINE	01/10/13																							
at Santa Clara	01/12/13																							
SAINT MARY'S	01/16/13																							
SAN DIEGO	01/19/13																							
at Gonzaga	01/24/13																							
at Portland	01/26/13																							
at Pepperdine	01/31/13																							
SANTA CLARA	02/02/13																							
at San Diego	02/07/13																							
SAN FRANCISCO	02/09/13																							
PORTLAND	02/16/13																							
UTAH STATE	02/19/13																							
at Saint Mary's	02/21/13																							
GONZAGA	02/28/13																							
at LMU	03/02/13																							
Totals			0	128	15	38	.395	6	19	.316	2	3	.667	5	15	20	1.7	17	0	11	5	2	8	3.2

CAREER STATISTICS (ALL GAMES)

Year	GP	GS	Min	Avg	FG	FGA	Pct	3FG	FGA	Pct	FT	FTA	Pct	Off	Def	TR	Avg	PF	FO	A	TO	Blk	Stl	Pts	Avg
2012-13	12	0	128	10.7	15	38	.395	6	19	.316	2	3	.667	5	15	20	1.7	17	0	11	5	2	8	38	3.2
TOTAL	12	0	128	10.7	15	38	.395	6	19	.316	2	3	.667	5	15	20	1.7	17	0	11	5	2	8	38	3.2

CAREER STATISTICS (CONFERENCE GAMES)

Year	GP	GS	Min	Avg	FG	FGA	Pct	3FG	FGA	Pct	FT	FTA	Pct	Off	Def	TR	Avg	PF	FO	A	TO	Blk	Stl	Pts	Avg
2012-13	0	0	0	0.0	0	0	.000	0	0	.000	0	0	.000	0	0	0	0.0	0	0	0	0	0	0	0	0.0
TOTAL	0	0	0	0.0	0	0	.000	0	0	.000	0	0	.000	0	0	0	0.0	0	0	0	0	0	0	0	0.0



2 — CRAIG CUSICK

6-2 • 185 • SENIOR • GUARD • OREM, UTAH (UTAH)

2012-13 SEASON — PPG: 4.3 RPG: 2.9 APG: 2.6 SPG: 1.1 BPG: 0.0 FG%: .328 3FG%: .310 FT%: .636

Last Time Out

- Had 3 assists and 2 rebounds vs. Virginia Tech

Scan for Cusick's bio on BYUcougars.com



In 2012-13

- Has hit a three in 9 of 14 games, and posted 2-plus assists in 12 of 14 games this season
- Contributed a season-high 6 assists, 8 points, 5 rebounds and 2 steals against Eastern New Mexico
- Totaled 6 points, 3 rebounds, 2 assists and 3 steals vs. Montana
- Posted 7 points on 3 of 3 shooting, a career-high 8 rebounds, 4 assists and 1 steal vs. UTSA
- Scored 10 points and added 2 rebounds and 3 assists vs. Florida State
- Scored 6 points and added 4 rebounds and 4 assists against Tennessee State

In 2011-12

- Named Academic All-WCC and to the NABC Honors Court and received Silver Honors on the WCC Commissioner's Honor Roll
- Posted season highs of 12 points, 4 rebounds, 8 assists and 4 steals

Other

- Parents are Randy and Debbie Cusick
- Wife's name is Sadie

2012-13 SEASON HIGHS

PTS	10, vs. Florida State – 11/16/12
1st H	5 vs. Utah - 12/8/12
2nd H	10, vs. Florida State – 11/16/12
REB	8, vs. UTSA – 11/21/12
AST	6, ENMU - 12/18/12
STL	3, vs. Montana – 11/28/12
BLK	—
FGM	3, twice, last UTSA – 11/21/12
FGA	11, vs. Florida State – 11/16/12
3PM	2, 3 times, last vs. Utah – 12/8/12
3PA	7, vs. Florida State – 11/16/12
FTM	2, 3 times, last vs. Utah – 12/8/12
FTA	5, Tennessee State – 11/9/12

CAREER HIGHS

PTS	12, twice, last vs. Marquette – 3/15/12
REB	8, vs. UTSA – 11/21/12
AST	8, 2 times, last vs. Iona – 3/13/12
STL	4, at Portland – 2/4/12
BLK	—
FGM	4, at Portland – 2/4/12
FGA	11, vs. Florida State – 11/16/12
3PM	3, twice, last vs. Marquette – 3/15/12
3PA	7, vs. Florida State – 11/16/12
FTM	4, twice, last at Pepperdine – 1/21/12
FTA	6, at Pepperdine – 1/21/12

MISCELLANEOUS

	12-13	Career
Double-Figure PTS	1 (0-1)	4 (2-2)
20-plus Pts	0 (0-0)	0 (0-0)
Double-Figure REB	0 (0-0)	0 (0-0)
Double-Doubles	0 (0-0)	0 (0-0)
3-plus STL	1 (1-0)	2 (2-0)
3-plus BLK	0 (0-0)	0 (0-0)
3-plus 3-point FG	0 (0-0)	2 (1-1)
Scoring Leader	0 (0-0)	0 (0-0)
Rebound Leader	0 (0-0)	0 (0-0)
Assist Leader	3 (2-1)	9 (5-4)

2012-13 GAME-BY-GAME

Opponent	Date	GS	Min	FG	FGA	Pct	3FG	FGA	Pct	FT	FTA	Pct	Off	Def	TR	Avg	PF	FO	A	TO	Blk	Stl	Pts	Avg	
TENNESSEE STATE	11/09/12		22	2	4	.500	1	1	1.000	1	5	.200	0	4	4	4.0	0	0	4	3	0	0	6	6.0	
GEORGIA STATE	11/13/12		23	1	5	.200	1	4	.250	0	0	.000	0	1	1	2.5	1	0	2	1	0	2	3	4.5	
vs. Florida State	11/16/12		30	3	11	.273	2	7	.286	2	2	1.000	1	1	2	2.3	3	0	3	0	0	1	10	6.3	
vs. Notre Dame	11/17/12		13	1	3	.333	1	2	.500	2	2	1.000	0	1	1	2.0	2	0	2	1	0	0	5	6.0	
UTSA	11/21/12		29	3	3	1.000	1	1	1.000	0	0	.000	0	8	8	3.2	1	0	4	3	0	1	7	6.2	
CS NORTHRIDGE	11/24/12	*	33	2	6	.333	1	4	.250	0	0	.000	1	2	3	3.2	0	0	2	2	0	1	5	6.0	
vs. Montana	11/28/12	*	27	2	6	.333	2	5	.400	0	0	.000	0	3	3	3.1	3	0	2	0	0	3	6	6.0	
at Iowa State	12/01/12	*	22	0	1	.000	0	1	.000	0	0	.000	0	3	3	3.1	1	0	3	1	0	1	0	5.3	
UTAH	12/08/12	*	29	2	6	.333	2	5	.400	2	2	1.000	0	0	0	2.8	2	0	2	2	0	2	8	5.6	
at Weber State	12/15/12	*	23	1	3	.333	0	1	.000	0	0	.000	0	4	4	2.9	3	0	1	0	0	0	2	5.2	
EASTERN NM	12/18/12	*	21	3	5	.600	2	4	.500	0	0	.000	0	5	5	3.1	1	0	6	1	0	2	8	5.5	
at Baylor	12/21/12	*	22	0	3	.000	0	2	.000	0	0	.000	1	2	3	3.1	1	0	2	4	0	1	0	5.0	
NORTHERN ARIZONA	12/27/12		13	0	3	.000	0	3	.000	0	0	.000	0	2	2	3.0	2	0	0	1	0	2	0	4.6	
vs. Virginia Tech	12/29/12		12	0	2	.000	0	2	.000	0	0	.000	0	2	2	2.9	1	0	3	1	0	0	0	4.3	
LMU	01/03/13																								
at San Francisco	01/05/13																								
PEPPERDINE	01/10/13																								
at Santa Clara	01/12/13																								
SAINT MARY'S	01/16/13																								
SAN DIEGO	01/19/13																								
at Gonzaga	01/24/13																								
at Portland	01/26/13																								
at Pepperdine	01/31/13																								
SANTA CLARA	02/02/13																								
at San Diego	02/07/13																								
SAN FRANCISCO	02/09/13																								
PORTLAND	02/16/13																								
UTAH STATE	02/19/13																								
at Saint Mary's	02/21/13																								
GONZAGA	02/28/13																								
at LMU	03/02/13																								
Totals			7	319	20	61	.328	13	42	.310	7	11	.636	3	38	41	2.9	21	0	36	20	0	16	60	4.3

CAREER STATISTICS (ALL GAMES)

Year	GP	GS	Min	Avg	FG	FGA	Pct	3FG	FGA	Pct	FT	FTA	Pct	Off	Def	TR	Avg	PF	FO	A	TO	Blk	Stl	Pts	Avg
2011-12	35	3	588	16.8	33	89	.371	22	58	.379	22	34	.647	5	47	52	1.5	39	0	74	25	0	29	110	3.1
2012-13	14	7	319	22.8	20	61	.328	13	42	.310	7	11	.636	3	38	41	2.9	21	0	36	20	0	16	60	4.3
TOTAL	49	10	907	18.5	53	150	.353	35	100	.350	29	45	.644	8	85	93	1.9	60	0	110	45	0	45	170	3.5

CAREER STATISTICS (CONFERENCE GAMES)

Year	GP	GS	Min	Avg	FG	FGA	Pct	3FG	FGA	Pct	FT	FTA	Pct	Off	Def	TR	Avg	PF	FO	A	TO	Blk	Stl	Pts	Avg
2011-12	16	0	286	17.9	18	49	.367	14	30	.467	10	16	.625	4	21	25	1.6	17	0	29	12	0	17	60	3.8
TOTAL	16	0	286	17.9	18	49	.367	14	30	.467	10	16	.625	4	21	25	1.6	17	0	29	12	0	17	60	3.8



3 — TYLER HAWS

6-5 • 200 • SOPHOMORE • GUARD • ALPINE, UTAH (LONE PEAK HS)

2012-13 SEASON — PPG: 20.9 RPG: 5.1 APG: 2.7 SPG: 1.4 BPG: 0.2 FG%: .477 3FG%: .415 FT%: .944

Last Time Out

- Scored a career-high 42 points vs. Virginia Tech — including 29 in the first half — and added 3 boards and 2 steals

Scan for Cusick's bio on BYUcougars.com



In 2012-13

- Has scored 20-plus points in 8 of 14 games this season and scored in double figures in 13 of 14 games
- Scored a career-high 42 points vs. Virginia Tech — including 29 in the first half — and added 3 boards and 2 steals
- Has shot a perfect 100 percent from the free throw line 8 times this season
- Scored 32 points and hit a career-best 12 of 12 from the free throw line vs. CSUN
- Named to the Acura Coaches vs. Cancer Classic All-Tournament Team
- Totaled team highs of 21 points and 4 assists against Notre Dame and added 8 rebounds and 2 steals
- Posted a near double-double with 23 points, 9 rebounds, 5 steals, 1 block and 3 steals vs. Florida State

In 2009-10

- Named to All-MWC Third Team, Academic All-MWC and HoopTV Las Vegas Classic All-Tournament Team
- Averaged 11.3 points and 4.2 rebounds and shot .498 from the field, .368 from three and .917 from the free throw line

Other

- Named 5A state MVP as a junior and senior by the Salt Lake Tribune and as a sophomore by the Deseret News
- Led Lone Peak to state titles as a sophomore and junior and a second-place finish as a senior

2012-13 SEASON HIGHS

PTS	42, vs. VT — 12/29/12
1st H	29, vs. VT — 12/29/12
2nd H	17, vs. Notre Dame — 11/17/12
REB	9, vs. Florida State — 11/16/12
AST	5, GSU — 11/13/12, vs. FSU — 11/16/12
STL	3, vs. Florida State — 11/16/12
BLK	1, 3 times, last vs. WSU — 12/15/12
FGM	14, vs. VT — 12/29/12
FGA	25, vs. VT — 12/29/12
3PM	6, vs. VT — 12/29/12
3PA	8, vs. VT — 12/29/12
FTM	12, vs. CSUN — 11/24/12
FTA	12, vs. CSUN — 11/24/12

CAREER HIGHS

PTS	42, vs. VT — 12/29/12
REB	11, twice, last, at UTEP — 1/9/10
AST	6, Idaho State — 11/17/09
STL	4, Air Force — 2/13/10
BLK	2, Idaho State — 11/17/09
FGM	14, vs. VT — 12/29/12
FGA	25, vs. VT — 12/29/12
3PM	6, vs. VT — 12/29/12
3PA	8, twice, last vs. VT — 12/29/12
FTM	12, vs. CSUN — 11/24/12
FTA	12, vs. CSUN — 11/24/12

MISCELLANEOUS

	12-13	Career
Double-Figure PTS	13 (10-3)	34 (29-5)
20-plus Pts	8 (6-2)	12 (10-2)
Double-Figure REB	0 (0-0)	2 (2-0)
Double-Doubles	0 (0-0)	2 (2-0)
3-plus STL	1 (0-1)	3 (2-1)
3-plus BLK	0 (0-0)	0 (0-0)
3-plus 3-point FG	3 (3-0)	7 (6-1)
Scoring Leader	6 (4-2)	11 (9-2)
Rebound Leader	1 (0-1)	9 (7-2)
Assist Leader	5 (1-4)	7 (3-4)

2012-13 GAME-BY-GAME

Opponent	Date	GS	Min	FG	FGA	Pct	3FG	FGA	Pct	FT	FTA	Pct	Off	Def	TR	Avg	PF	FO	A	TO	Blk	Stl	Pts	Avg	
TENNESSEE STATE	11/09/12	*	30	7	15	.467	0	2	.000	8	9	.889	0	4	4	4.0	1	0	1	1	0	0	22	22.0	
GEORGIA STATE	11/13/12	*	32	8	12	.667	4	6	.667	2	2	1.000	1	6	7	5.5	0	0	5	4	0	2	22	22.0	
vs. Florida State	11/16/12	*	35	10	20	.500	1	4	.250	2	2	1.000	6	3	9	6.7	3	0	5	3	1	3	23	22.3	
vs. Notre Dame	11/17/12	*	40	8	20	.400	0	2	.000	5	6	.833	2	6	8	7.0	2	0	4	2	0	2	21	22.0	
UTSA	11/21/12	*	35	8	16	.500	2	4	.500	2	2	1.000	2	4	6	6.8	1	0	3	3	0	0	20	21.6	
CS NORTHBRIDGE	11/24/12	*	33	9	17	.529	2	4	.500	12	12	1.000	3	3	6	6.7	2	0	1	2	0	0	32	23.3	
vs. Montana	11/28/12	*	31	6	12	.500	1	4	.250	5	6	.833	0	2	2	6.0	0	0	3	3	1	1	18	22.6	
at Iowa State	12/01/12	*	29	4	13	.308	1	4	.250	0	0	.000	1	1	2	5.5	2	0	3	5	0	2	9	20.9	
UTAH	12/08/12	*	34	2	10	.200	0	3	.000	10	10	1.000	2	4	6	5.6	2	0	1	1	0	1	14	20.1	
at Weber State	12/15/12	*	38	6	15	.400	1	2	.500	10	10	1.000	2	4	6	5.6	2	0	3	1	1	2	23	20.4	
EASTERN NM	12/18/12	*	26	9	15	.600	1	4	.250	0	0	.000	1	4	5	5.5	0	0	1	2	0	2	19	20.3	
at Baylor	12/21/12	*	33	6	14	.429	0	2	.000	1	1	1.000	1	3	4	5.4	2	0	3	2	0	1	13	19.7	
NORTHERN ARIZONA	12/27/12	*	25	5	10	.500	3	4	.750	2	2	1.000	3	1	4	5.3	1	0	4	3	0	2	15	19.3	
vs. Virginia Tech	12/29/12	*	35	14	25	.560	6	8	.750	8	9	.889	0	3	3	5.1	2	0	1	1	0	2	42	20.9	
LMU	01/03/13																								
at San Francisco	01/05/13																								
PEPPERDINE	01/10/13																								
at Santa Clara	01/12/13																								
SAINT MARY'S	01/16/13																								
SAN DIEGO	01/19/13																								
at Gonzaga	01/24/13																								
at Portland	01/26/13																								
at Pepperdine	01/31/13																								
SANTA CLARA	02/02/13																								
at San Diego	02/07/13																								
SAN FRANCISCO	02/09/13																								
PORTLAND	02/16/13																								
UTAH STATE	02/19/13																								
at Saint Mary's	02/21/13																								
GONZAGA	02/28/13																								
at LMU	03/02/13																								
Totals			14	456	102	214	.477	22	53	.415	67	71	.944	24	48	72	5.1	20	0	38	33	3	20	293	20.9

CAREER STATISTICS (ALL GAMES)

Year	GP	GS	Min	Avg	FG	FGA	Pct	3FG	FGA	Pct	FT	FTA	Pct	Off	Def	TR	Avg	PF	FO	A	TO	Blk	Stl	Pts	Avg
2009-10	35	33	924	26.4	131	263	.498	25	68	.368	110	120	.917	49	97	146	4.2	53	0	54	41	5	26	397	11.3
2012-13	14	14	456	32.6	102	214	.477	22	53	.415	67	71	.944	24	48	72	5.1	20	0	38	33	3	20	293	20.9
TOTAL	49	47	1380	28.2	233	477	.488	47	121	.388	177	191	.927	73	145	218	4.4	73	0	92	74	8	46	690	14.1

CAREER STATISTICS (CONFERENCE GAMES)

Year	GP	GS	Min	Avg	FG	FGA	Pct	3FG	FGA	Pct	FT	FTA	Pct	Off	Def	TR	Avg	PF	FO	A	TO	Blk	Stl	Pts	Avg
2009-10	16	16	424	26.5	57	129	.442	14	37	.378	51	55	.927	24	40	64	4.0	18	0	28	18	2	13	179	11.2
TOTAL	16	16	424	26.5	57	129	.442	14	37	.378	51	55	.927	24	40	64	4.0	18	0	28	18	2	13	179	11.2



5 — AGUSTIN AMBROSINO 6-8 • 225 • JUNIOR • FORWARD • CORDOBA, ARGENTINA (SALT LAKE CC)

2012-13 SEASON — PPG: 3.0 RPG: 1.8 APG: 0.5 SPG: 0.2 BPG: 0.2 FG%: .405 3FG%: .320 FT%: .250

Last Time Out

- Played 5 minutes vs. Virginia Tech

Scan for Ambrosino's bio on BYUcougars.com



In 2012-13

- Contributed career highs against Eastern New Mexico with 14 points and 8 rebounds
- Hit 2 of 2 from three for 6 points against Montana
- Posted career highs of 6 points, 2 made threes, 3 rebounds and 2 assists vs. UTSA
- Post 3 points in his BYU debut vs. Tennessee State

Before BYU

- Played at Salt Lake Community College for Todd Phillips in 2011-12
- Averaged 9.6 points and 5.3 rebounds while shooting .498 from the field, .438 from three and .778 from the free throw line as SLCC went 22-9
- Earned All-SWAC honors

Other

- Parents are Nestor Ambrosino and Maria Alejandra Noriega and has two sisters
- His father Nestor played minor league basketball in Argentina

2012-13 SEASON HIGHS

PTS	14, ENMU - 12/18/12
1st H	6, UTSA - 11/21/12
2nd H	11, ENMU - 12/18/12
REB	8, ENMU - 12/18/12
AST	2, 3 times, last vs. NAU - 12/27/12
STL	1, FSU - 11/16/12, NAU - 12/27/12
BLK	1, GSU - 11/13/12, FSU - 11/16/12
FGM	6, ENMU - 12/18/12
FGA	13, ENMU - 12/18/12
3PM	2, 3 times, last vs. NAU - 12/27/12
3PA	6, NAU - 12/27/12
FTM	1, ENMU - 12/18/12
FTA	2, twice, last vs. NAU - 12/27/12

MISCELLANEOUS

	12-13	Career
Double-Figure PTS	1 (1-0)	0 (0-0)
20-plus Pts	0 (0-0)	0 (0-0)
Double-Figure REB	0 (0-0)	0 (0-0)
Double-Doubles	0 (0-0)	0 (0-0)
3-plus STL	0 (0-0)	0 (0-0)
3-plus BLK	0 (0-0)	0 (0-0)
3-plus 3-point FG	0 (0-0)	0 (0-0)
Scoring Leader	0 (0-0)	0 (0-0)
Rebound Leader	1 (1-0)	0 (0-0)
Assist Leader	0 (0-0)	0 (0-0)

2012-13 GAME-BY-GAME


Opponent	Date	GS	Min	FG	FGA	Pct	3FG	FGA	Pct	FT	FTA	Pct	Off	Def	TR	Avg	Pf	FO	A	TO	Blk	Stl	Pts	Avg	
TENNESSEE STATE	11/09/12		5	1	2	.500	1	2	.500	0	0	.000	0	0	0	0.0	1	0	0	0	0	0	3	3.0	
GEORGIA STATE	11/13/12		7	0	2	.000	0	2	.000	0	0	.000	0	0	0	0.0	1	0	0	0	1	0	0	1.5	
vs. Florida State	11/16/12		14	0	1	.000	0	1	.000	0	0	.000	0	1	1	0.3	1	0	0	1	1	1	0	1.0	
vs. Notre Dame	11/17/12		2	0	1	.000	0	1	.000	0	0	.000	0	2	2	0.8	0	0	0	1	0	0	0	0.8	
UTSA	11/21/12		9	2	2	1.000	2	2	1.000	0	0	.000	1	2	3	1.2	2	0	2	3	0	0	6	1.8	
CS NORTHRIDGE	11/24/12	*	7	1	2	.500	0	1	.000	0	0	.000	0	1	1	1.2	3	0	0	1	0	0	2	1.8	
vs. Montana	11/28/12		7	2	2	1.000	2	2	1.000	0	0	.000	1	0	1	1.1	0	0	0	1	0	0	6	2.4	
at Iowa State	12/01/12		3	0	0	.000	0	0	.000	0	0	.000	0	0	0	1.0	1	0	0	0	0	0	0	2.1	
UTAH	12/08/12	DNP																							
at Weber State	12/15/12		8	0	1	.000	0	1	.000	0	0	.000	0	0	0	0.9	0	0	0	0	0	0	0	1.9	
EASTERN NM	12/18/12		22	6	13	.462	1	5	.200	1	2	.500	2	6	8	1.6	2	0	2	0	0	0	14	3.1	
at Baylor	12/21/12		8	0	2	.000	0	1	.000	0	0	.000	1	2	3	1.7	0	0	1	0	0	0	0	2.8	
NORTHERN ARIZONA	12/27/12		23	3	7	.429	2	6	.333	0	2	.000	0	4	4	1.9	1	0	2	0	0	1	8	3.3	
vs. Virginia Tech	12/29/12		5	0	2	.000	0	1	.000	0	0	.000	1	0	1	1.8	1	0	0	1	0	0	0	3.0	
LMU	01/03/13																								
at San Francisco	01/05/13																								
PEPPERDINE	01/10/13																								
at Santa Clara	01/12/13																								
SAINT MARY'S	01/16/13																								
SAN DIEGO	01/19/13																								
at Gonzaga	01/24/13																								
at Portland	01/26/13																								
at Pepperdine	01/31/13																								
SANTA CLARA	02/02/13																								
at San Diego	02/07/13																								
SAN FRANCISCO	02/09/13																								
PORTLAND	02/16/13																								
UTAH STATE	02/19/13																								
at Saint Mary's	02/21/13																								
GONZAGA	02/28/13																								
at LMU	03/02/13																								
Totals			1	120	15	37	.405	8	25	.320	1	4	.250	6	18	24	1.8	13	0	7	8	2	2	39	3.0

CAREER STATISTICS (ALL GAMES)

Year	GP	GS	Min	Avg	FG	FGA	Pct	3FG	FGA	Pct	FT	FTA	Pct	Off	Def	TR	Avg	Pf	FO	A	TO	Blk	Stl	Pts	Avg
2012-13	13	1	120	9.2	15	37	.405	8	25	.320	1	4	.250	6	18	24	1.8	13	0	7	8	2	2	39	3.0
TOTAL	13	1	120	9.2	15	37	.405	8	25	.320	1	4	.250	6	18	24	1.8	13	0	7	8	2	2	39	3.0

CAREER STATISTICS (CONFERENCE GAMES)

Year	GP	GS	Min	Avg	FG	FGA	Pct	3FG	FGA	Pct	FT	FTA	Pct	Off	Def	TR	Avg	Pf	FO	A	TO	Blk	Stl	Pts	Avg
2012-13	0	0	0	0.0	0	0	.000	0	0	.000	0	0	.000	0	0	0	0.0	0	0	0	0	0	0	0	0.0
TOTAL	0	0	0	0.0	0	0	.000	0	0	.000	0	0	.000	0	0	0	0.0	0	0	0	0	0	0	0	0.0



10 — MATT CARLINO 6-2 • 175 • SOPHOMORE • GUARD • SCOTTSDALE, ARIZ. (BLOOMINGTON SOUTH HS)

2012-13 SEASON — PPG: 7.1 RPG: 2.8 APG: 4.1 SPG: 1.5 BPG: 0.0 FG%: .386 3FG%: .225 FT%: .625

Last Time Out

- Had 9 points, 4 rebounds, 2 assists and 1 steal vs. Virginia Tech

Scan for Carlino's bio on BYUcougars.com



In 2012-13

- Has posted 3-plus assists nine times
- Put up a season-high 19 points, 5 assists and 3 steals and made a career-high 5 3-pointers against Utah
- Posted 12 points against Iowa State
- Came off the bench for the first time since 12/17/11 and posted 8 points and 6 assists against CSUN
- Against Georgia State posted 11 points, 7 assists, 4 rebounds and 4 steals

In 2011-12

- Named All-WCC Honorable Mention and to the WCC All-Freshman Team
- Averaged 12.2 points, 4.6 assists, 3.0 rebounds and 1.4 steals and started in 24 of 25 games played
- Posted season highs of 30 points, 7 rebounds, 11 assists and 4 steals

Other

- Redshirted at BYU in 2010-11 after transferring from UCLA
- Led Bloomington South to a 23-1 record while averaging 13.4 points, 5.9 rebounds and 4.3 assists per game

2012-13 SEASON HIGHS

PTS	19, Utah - 12/8/12
1st H	8, Utah - 12/8/12
2nd H	11, Utah - 12/8/12
REB	5, Tennessee State – 11/9/12
AST	10, Tennessee State – 11/9/12
STL	4, Georgia State – 11/13/12
BLK	—
FGM	7, Utah - 12/8/12
FGA	13, Utah - 12/8/12
3PM	5, Utah - 12/8/12
3PA	10, Utah - 12/8/12
FTM	3, Tennessee State – 11/9/12
FTA	4, Tennessee State – 11/9/12

CAREER HIGHS

PTS	30, at San Francisco – 2/16/12
REB	7, twice, last at San Diego – 1/16/12
AST	11, Buffalo – 12/20/11
STL	4, USF – 2/16/12, GSU – 11/13/12
BLK	1, 7 times, last vs. San Diego – 3/2/12
FGM	13, at San Francisco – 2/16/12
FGA	23, at Gonzaga – 2/23/12
3PM	5, Utah - 12/8/12
3PA	10, Utah - 12/8/12
FTM	7, at Portland – 2/4/12
FTA	8, at Portland – 2/4/12

MISCELLANEOUS

	12-13	Career
Double-Figure PTS	3 (2-1)	17 (11-6)
20-plus Pts	0 (0-0)	3 (3-0)
Double-Figure REB	0 (0-0)	0 (0-0)
Double-Doubles	0 (0-0)	1 (1-0)
3-plus STL	3 (3-0)	8 (8-0)
3-plus BLK	0 (0-0)	0 (0-0)
3-plus 3-point FG	0 (0-0)	7 (4-3)
Scoring Leader	1 (1-0)	4 (2-2)
Rebound Leader	0 (0-0)	0 (0-0)
Assist Leader	6 (5-1)	20 (14-6)

2012-13 GAME-BY-GAME


Opponent	Date	GS	Min	FG	FGA	Pct	3FG	FGA	Pct	FT	FTA	Pct	Off	Def	TR	Avg	PF	FO	A	TO	Blk	Stl	Pts	Avg	
TENNESSEE STATE	11/09/12	*	30	3	6	.500	0	3	.000	3	4	.750	0	5	5	5.0	2	0	10	4	0	1	9	9.0	
GEORGIA STATE	11/13/12	*	32	5	8	.625	1	2	.500	0	0	.000	0	4	4	4.5	1	0	7	4	0	4	11	10.0	
vs. Florida State	11/16/12	*	16	0	9	.000	0	4	.000	0	1	.000	2	1	3	4.0	0	0	2	2	0	0	0	6.7	
vs. Notre Dame	11/17/12	*	30	1	5	.200	0	4	.000	0	0	.000	0	2	2	3.5	0	0	3	0	0	2	2	5.5	
UTSA	11/21/12	*	10	1	8	.125	0	2	.000	0	0	.000	2	0	2	3.2	1	0	3	1	0	0	2	4.8	
CS NORTHBRIDGE	11/24/12		20	4	9	.444	0	2	.000	0	0	.000	2	0	2	3.0	1	0	6	1	0	1	8	5.3	
vs. Montana	11/28/12		24	2	4	.500	1	1	1.000	1	2	.500	1	1	2	2.9	2	0	2	0	0	1	6	5.4	
at Iowa State	12/01/12		24	5	11	.455	1	4	.250	1	1	1.000	0	3	3	2.9	1	0	3	1	0	0	12	6.3	
UTAH	12/08/12		30	7	13	.538	5	10	.500	0	0	.000	0	3	3	2.9	2	0	5	2	0	3	19	7.7	
at Weber State	12/15/12	*	30	3	7	.429	0	3	.000	0	0	.000	0	4	4	3.0	3	0	2	6	0	1	6	7.5	
EASTERN NM	12/18/12	*	16	1	3	.333	1	2	.500	0	0	.000	1	1	2	2.9	1	0	3	2	0	3	3	7.1	
at Baylor	12/21/12	*	27	4	9	.444	0	2	.000	0	0	.000	1	2	3	2.9	3	0	1	3	0	1	8	7.2	
NORTHERN ARIZONA	12/27/12	*	18	3	9	.333	0	1	.000	0	0	.000	0	2	2	2.8	1	0	6	3	0	2	6	7.1	
vs. Virginia Tech	12/29/12	*	20	3	7	.429	0	1	.000	3	4	.750	2	2	4	2.9	3	0	2	2	0	1	9	7.2	
LMU	01/03/13																								
at San Francisco	01/05/13																								
PEPPERDINE	01/10/13																								
at Santa Clara	01/12/13																								
SAINT MARY'S	01/16/13																								
SAN DIEGO	01/19/13																								
at Gonzaga	01/24/13																								
at Portland	01/26/13																								
at Pepperdine	01/31/13																								
SANTA CLARA	02/02/13																								
at San Diego	02/07/13																								
SAN FRANCISCO	02/09/13																								
PORTLAND	02/16/13																								
UTAH STATE	02/19/13																								
at Saint Mary's	02/21/13																								
GONZAGA	02/28/13																								
at LMU	03/02/13																								
Totals			10	327	42	108	.389	9	41	.220	8	12	.667	11	30	41	2.9	21	0	55	31	0	20	101	7.2

CAREER STATISTICS (ALL GAMES)

Year	GP	GS	Min	Avg	FG	FGA	Pct	3FG	FGA	Pct	FT	FTA	Pct	Off	Def	TR	Avg	PF	FO	A	TO	Blk	Stl	Pts	Avg
2011-12	25	24	692	27.7	110	274	.401	41	124	.331	44	58	.759	9	66	75	3.0	58	2	115	75	7	36	305	12.2
2012-13	14	10	327	23.4	42	108	.389	9	41	.220	8	12	.667	11	30	41	2.9	21	0	55	31	0	20	101	7.2
TOTAL	39	34	1019	26.1	152	382	.398	50	165	.303	52	70	.743	20	96	116	3.0	79	2	170	106	7	56	406	10.4

CAREER STATISTICS (CONFERENCE GAMES)

Year	GP	GS	Min	Avg	FG	FGA	Pct	3FG	FGA	Pct	FT	FTA	Pct	Off	Def	TR	Avg	PF	FO	A	TO	Blk	Stl	Pts	Avg
2011-12	16	16	437	27.3	72	177	.407	23	77	.299	29	41	.707	7	43	50	3.1	37	2	74	36	4	22	196	12.3
TOTAL	16	16	437	27.3	72	177	.407	23	77	.299	29	41	.707	7	43	50	3.1	37	2	74	36	4	22	196	12.3



12 — JOSH SHARP

6-7 • 185 • SOPHOMORE • FORWARD • HIGHLAND, UTAH (UTAH)

2012-13 SEASON — PPG: 4.9 RPG: 4.4 APG: 0.4 SPG: 0.3 BPG: 0.5 FG%: .538 3FG%: .000 FT%: .667

Last Time Out

- Posted 10 points, 3 rebounds and 1 assist vs. Virginia Tech ... second half dunk was No. 3 on the SportsCenter top 10 on Dec. 29

Scan for Sharp's bio on BYUcougars.com



In 2012-13

- Posted 10 points, 3 rebounds and 1 assist vs. Virginia Tech
- Scored a career-high 13 points on 6 of 8 shooting and added 8 rebounds vs. Montana
- Scored a then career-best 9 points and added 3 rebounds and 2 blocks vs. CSUN
- Had 8 points and added 6 rebounds, 1 block and 1 steal vs. UTSA
- Totaled 7 points and a set a new career high with 10 rebounds vs. Notre Dame

In 2011-12

- Played in 28 games and averaged 1.2 points and 1.4 rebounds ... received Bronze Honors on the WCC Commissioner's Honor Roll

Other

- Parents are Joe and Debbie Sharp
- Wife's name is Jordan
- Served a mission for The Church of Jesus Christ of Latter-day Saints in Houston

2012-13 SEASON HIGHS

PTS	13, vs. Montana – 11/28/12
1st H	7, CSUN – 11/24/12
2nd H	8, vs. VT – 12/29/12
REB	10, vs. Notre Dame – 11/17/12
AST	1, 6 times, last vs. VT – 12/29/12
STL	2, Utah - 12/8/12
BLK	2, twice, last CSUN – 11/24/12
FGM	6, vs. Montana – 11/28/12
FGA	8, vs. Montana – 11/28/12
3PM	—
3PA	1, twice, last vs. UT – 12/8/12
FTM	3, vs. Notre Dame – 11/17/12
FTA	3, vs. Notre Dame – 11/17/12

CAREER HIGHS

PTS	13, vs. Montana – 11/28/12
REB	10, vs. Notre Dame – 11/17/12
AST	3, Longwood – 11/18/11
STL	2, Utah - 12/8/12
BLK	2, twice, last CSUN – 11/24/12
FGM	6, vs. Montana – 11/28/12
FGA	8, vs. Montana – 11/28/12
3PM	1, Prairie View A&M – 11/22/11
3PA	1, 7 times, last, vs. UT – 12/8/12
FTM	3, Pepp – 2/11/12, vs. UND – 11/17/12
FTA	4, twice, last, Pepperdine – 2/11/12

MISCELLANEOUS

	12-13	Career
Double-Figure PTS	2 (2-0)	2 (2-0)
20-plus Pts	0 (0-0)	0 (0-0)
Double-Figure REB	1 (0-1)	1 (0-1)
Double-Doubles	0 (0-0)	0 (0-0)
3-plus STL	0 (0-0)	0 (0-0)
3-plus BLK	0 (0-0)	0 (0-0)
3-plus 3-point FG	0 (0-0)	0 (0-0)
Scoring Leader	0 (0-0)	0 (0-0)
Rebound Leader	2 (1-1)	1 (0-1)
Assist Leader	0 (0-0)	0 (0-0)

2012-13 GAME-BY-GAME

Opponent	Date	GS	Min	FG	FGA	Pct	3FG	FGA	Pct	FT	FTA	Pct	Off	Def	TR	Avg	PF	FO	A	TO	Blk	Stl	Pts	Avg	
TENNESSEE STATE	11/09/12	*	26	3	5	.600	0	0	.000	1	2	.500	1	2	3	3.0	3	0	1	3	2	0	7	7.0	
GEORGIA STATE	11/13/12	*	25	2	4	.500	0	0	.000	0	0	.000	3	3	6	4.5	2	0	0	1	0	1	4	5.5	
vs. Florida State	11/16/12	*	9	0	0	.000	0	0	.000	0	0	.000	0	0	0	3.0	3	0	0	0	1	0	0	3.7	
vs. Notre Dame	11/17/12	*	38	2	6	.333	0	1	.000	3	3	1.000	7	3	10	4.8	3	0	1	1	0	0	7	4.5	
UTSA	11/21/12	*	30	4	5	.800	0	0	.000	0	0	.000	2	4	6	5.0	2	0	0	1	1	1	8	5.2	
CS NORTHBRIDGE	11/24/12		23	4	7	.571	0	0	.000	1	2	.500	1	2	3	4.7	3	0	1	2	2	0	9	5.8	
vs. Montana	11/28/12	*	25	6	8	.750	0	0	.000	1	2	.500	5	3	8	5.1	3	0	0	1	0	0	13	6.9	
at Iowa State	12/01/12	*	12	0	0	.000	0	0	.000	0	0	.000	0	2	2	4.8	1	0	0	1	1	0	0	6.0	
UTAH	12/08/12	*	31	1	6	.167	0	1	.000	0	2	.000	3	6	9	5.2	4	0	0	0	0	2	2	5.6	
at Weber State	12/15/12	*	8	0	0	.000	0	0	.000	0	0	.000	0	2	2	4.9	4	0	1	0	0	0	0	5.0	
EASTERN NM	12/18/12		13	2	3	.667	0	0	.000	2	2	1.000	2	1	3	4.7	2	0	0	0	0	0	6	5.1	
at Baylor	12/21/12		10	0	0	.000	0	0	.000	0	0	.000	0	2	2	4.5	1	0	0	0	0	0	0	4.7	
NORTHERN ARIZONA	12/27/12	*	13	1	3	.333	0	0	.000	0	0	.000	0	4	4	4.5	0	0	1	1	0	0	2	4.5	
vs. Virginia Tech	12/29/12	*	24	3	5	.600	0	1	.000	4	5	.800	1	2	3	4.4	2	0	1	0	0	0	10	4.9	
LMU	01/03/13																								
at San Francisco	01/05/13																								
PEPPERDINE	01/10/13																								
at Santa Clara	01/12/13																								
SAINT MARY'S	01/16/13																								
SAN DIEGO	01/19/13																								
at Gonzaga	01/24/13																								
at Portland	01/26/13																								
at Pepperdine	01/31/13																								
SANTA CLARA	02/02/13																								
at San Diego	02/07/13																								
SAN FRANCISCO	02/09/13																								
PORTLAND	02/16/13																								
UTAH STATE	02/19/13																								
at Saint Mary's	02/21/13																								
GONZAGA	02/28/13																								
at LMU	03/02/13																								
Totals			11	287	28	52	.538	0	3	.000	12	18	.667	25	36	61	4.4	33	0	6	11	7	4	68	4.9

CAREER STATISTICS (ALL GAMES)

Year	GP	GS	Min	Avg	FG	FGA	Pct	3FG	FGA	Pct	FT	FTA	Pct	Off	Def	TR	Avg	PF	FO	A	TO	Blk	Stl	Pts	Avg
2011-12	28	0	197	7.0	9	23	.391	1	5	.200	14	23	.609	16	22	38	1.4	21	0	12	12	3	4	33	1.2
2012-13	14	11	287	20.5	28	52	.538	0	3	.000	12	18	.667	25	36	61	4.4	33	0	6	11	7	4	68	4.9
TOTAL	42	11	484	11.5	37	75	.493	1	8	.125	26	41	.634	41	58	99	2.4	54	0	18	23	10	8	101	2.4

CAREER STATISTICS (CONFERENCE GAMES)

Year	GP	GS	Min	Avg	FG	FGA	Pct	3FG	FGA	Pct	FT	FTA	Pct	Off	Def	TR	Avg	PF	FO	A	TO	Blk	Stl	Pts	Avg
2011-12	13	0	63	4.8	0	4	.000	0	1	.000	10	14	.714	6	4	10	0.8	7	0	3	2	3	2	10	0.8
TOTAL	13	0	63	4.8	0	4	.000	0	1	.000	10	14	.714	6	4	10	0.8	7	0	3	2	3	2	10	0.8



13 — BROCK ZYLSTRA

6-6 • 210 • SENIOR • GUARD • LA VERNE, CALIF. (BONITA HS)

2012-13 SEASON — PPG: 6.4 RPG: 3.6 APG: 2.0 SPG: 1.0 BPG: 0.1 FG%: .390 3FG%: .333 FT%: .733

Last Time Out

- Against Virginia Tech had 2 points, 4 rebounds and 4 assists

Scan for Zylstra's bio on BYUcougars.com



In 2012-13

- Has hit a three in 9 of 14 games including 2 threes in six of 13 games and has scored in double figures 4 times
- Posted season highs of 14 points, 7 rebounds, 5 assists and 1 block vs. CSUN
- Had 10 points, 4 rebounds and 3 assists vs. Notre Dame
- Against Florida State had 10 points, 3 rebounds, 4 assists and 4 steals
- Against Tennessee State posted 11 points, 4 rebounds and 1 assist and hit 2 threes

In 2011-12

- Received the Most Improved Player Award at the team banquet and Bronze Honors on the WCC Commissioner's Honor Roll
- Posted season highs of 26 points, 9 rebounds, 5 assists and 4 steals

Other

- Parents are Dave and Maxine Zylstra
- Wife's name is Sarah and they have a daughter, Sophia

2012-13 SEASON HIGHS

PTS	14, CSUN – 11/24/12
1st H	10, vs. Notre Dame – 11/17/12
2nd H	9, CSUN – 11/24/12
REB	7, CSUN – 11/24/12
AST	5, CSUN – 11/24/12
STL	4, vs. Florida State – 11/16/12
BLK	1, CSUN – 11/24/12, NAU - 12/27/12
FGM	4, 3 times, last CSUN – 11/24/12
FGA	10, vs. Florida State – 11/16/12
3PM	2, 6 times, last vs. Montana – 11/28/12
3PA	5, 5 times, last vs. Iowa St. – 12/01/12
FTM	4, CSUN – 11/24/12
FTA	5, CSUN – 11/24/12

CAREER HIGHS

PTS	26, Buffalo – 12/20/11
REB	9, Portland – 2/25/12
AST	5, twice, last CSUN – 11/24/12
STL	4, three times, last vs. FSU – 11/16/12
BLK	1, 10 times, last vs. NAU - 12/27/12
FGM	9, Buffalo – 12/20/11
FGA	16, Buffalo – 12/20/11
3PM	6, vs. San Francisco – 1/7/12
3PA	10, Buffalo – 12/20/11
FTM	6, at Portland – 2/4/12
FTA	9, at Portland – 2/4/12

MISCELLANEOUS

	12-13	Career
Double-Figure PTS	4 (2-2)	13 (11-2)
20-plus Pts	0 (0-0)	4 (4-0)
Double-Figure REB	0 (0-0)	0 (0-0)
Double-Doubles	0 (0-0)	0 (0-0)
3-plus STL	2 (1-1)	5 (3-2)
3-plus BLK	0 (0-0)	0 (0-0)
3-plus 3-point FG	0 (0-0)	7 (7-0)
Scoring Leader	0 (0-0)	4 (4-0)
Rebound Leader	0 (0-0)	2 (2-0)
Assist Leader	1 (1-0)	2 (1-1)

2012-13 GAME-BY-GAME

Opponent	Date	GS	Min	FG	FGA	Pct	3FG	FGA	Pct	FT	FTA	Pct	Off	Def	TR	Avg	PF	FO	A	TO	Blk	Stl	Pts	Avg	
TENNESSEE STATE	11/09/12	*	22	4	7	.571	2	4	.500	1	1	1.000	0	4	4	4.0	2	0	1	1	0	0	11	11.0	
GEORGIA STATE	11/13/12	*	16	3	7	.429	2	5	.400	0	0	.000	0	2	2	3.0	3	0	1	1	0	1	8	9.5	
vs. Florida State	11/16/12	*	31	3	10	.300	2	5	.400	2	2	1.000	1	2	3	3.0	3	0	4	0	0	4	10	9.7	
vs. Notre Dame	11/17/12	*	35	4	9	.444	2	4	.500	0	0	.000	0	4	4	3.3	3	0	3	2	0	0	10	9.8	
UTSA	11/21/12	*	32	2	5	.400	1	3	.333	0	0	.000	0	5	5	3.6	0	0	3	0	0	1	5	8.8	
CS NORTHBRIDGE	11/24/12	*	36	4	9	.444	2	5	.400	4	5	.800	0	7	7	4.2	4	0	5	2	1	2	14	9.7	
vs. Montana	11/28/12	*	28	3	6	.500	2	5	.400	0	0	.000	1	4	5	4.3	4	0	2	1	0	1	8	9.4	
at Iowa State	12/01/12	*	28	3	8	.375	1	5	.200	1	2	.500	1	2	3	4.1	2	0	2	1	0	2	8	9.3	
UTAH	12/08/12	*	21	0	6	.000	0	4	.000	0	0	.000	0	5	5	4.2	1	0	1	3	0	0	0	8.2	
at Weber State	12/15/12		11	0	2	.000	0	1	.000	0	0	.000	1	1	2	4.0	0	0	0	1	0	0	0	7.4	
EASTERN NM	12/18/12		11	2	3	.667	1	1	1.000	1	2	.500	0	2	2	3.8	0	0	0	0	0	0	6	7.3	
at Baylor	12/21/12		11	1	1	1.000	0	0	.000	0	0	.000	0	0	0	3.5	3	0	0	0	0	0	2	6.8	
NORTHERN ARIZONA	12/27/12	*	19	2	4	.500	0	1	.000	2	3	.667	2	2	4	3.5	1	0	2	0	1	3	6	6.8	
vs. Virginia Tech	12/29/12	*	17	1	5	.200	0	2	.000	0	0	.000	2	2	4	3.6	1	0	4	1	0	0	2	6.4	
LMU	01/03/13																								
at San Francisco	01/05/13																								
PEPPERDINE	01/10/13																								
at Santa Clara	01/12/13																								
SAINT MARY'S	01/16/13																								
SAN DIEGO	01/19/13																								
at Gonzaga	01/24/13																								
at Portland	01/26/13																								
at Pepperdine	01/31/13																								
SANTA CLARA	02/02/13																								
at San Diego	02/07/13																								
SAN FRANCISCO	02/09/13																								
PORTLAND	02/16/13																								
UTAH STATE	02/19/13																								
at Saint Mary's	02/21/13																								
GONZAGA	02/28/13																								
at LMU	03/02/13																								
Totals			11	318	32	82	.390	15	45	.333	11	15	.733	8	42	50	3.6	27	0	28	13	2	14	90	6.4

CAREER STATISTICS (ALL GAMES)

Year	GP	GS	Min	Avg	FG	FGA	Pct	3FG	FGA	Pct	FT	FTA	Pct	Off	Def	TR	Avg	PF	FO	A	TO	Blk	Stl	Pts	Avg
2009-10	20	0	63	3.2	7	18	.389	0	3	.000	5	8	.625	2	11	13	0.7	4	0	2	4	1	1	19	1.0
2010-11	29	0	150	5.2	10	32	.313	6	22	.273	7	12	.583	5	19	24	0.8	13	0	9	4	0	8	33	1.1
2011-12	34	28	959	28.2	97	213	.455	50	133	.376	38	59	.644	32	115	147	4.3	60	0	64	48	7	40	282	8.3
2012-13	14	11	318	22.7	32	82	.390	15	45	.333	11	15	.733	8	42	50	3.6	27	0	28	13	2	14	90	6.4
TOTAL	97	39	1490	15.4	146	345	.423	71	203	.350	61	94	.649	47	187	234	2.4	104	0	103	69	10	63	424	4.4

CAREER STATISTICS (CONFERENCE GAMES)

Year	GP	GS	Min	Avg	FG	FGA	Pct	3FG	FGA	Pct	FT	FTA	Pct	Off	Def	TR	Avg	PF	FO	A	TO	Blk	Stl	Pts	Avg
2009-10	8	0	24	3.0	3	7	.429	0	1	.000	2	4	.500	1	1	2	0.3	2	0	1	2	0	0	8	1.0
2010-11	11	0	40	3.6	2	7	.286	0	3	.000	3	7	.429	2	5	7	0.6	4	0	2	0	0	2	7	0.6
2011-12	15	9	426	28.4	41	88	.466	20	57	.351	20	33	.606	17	57	74	4.9	27	0	23	19	2	17	122	8.1
TOTAL	34	9	490	14.4	46	102	.451	20	61	.328	25	44	.568	20	63	83	2.4	33	0	26	21	2	19	137	4.0



20 — ANSON WINDER

6-3 • 195 • SOPHOMORE • GUARD • LAS VEGAS, NEV. (BISHOP GORMAN HS)

2012-13 SEASON — PPG: 0.8 RPG: 0.8 APG: 0.6 SPG: 0.2 BPG: 0.1 FG%: .154 3FG%: .000 FT%: .500

Last Time Out

- Had 1 rebound and 1 assist vs. Virginia Tech

In 2012-13

- Played 8 minutes while contributing 3 points and 1 rebound against Utah
- Scored first point of the season on a free throw vs. UTSA
- Saw first action of the season against Florida State
- Did not play vs. Tennessee State due to a sprained ankle

In 2011-12

- Started 15 times and played in 34 games
- Posted season highs of 20 points, 4 rebounds, 9 assists, 4 steals and 2 blocks
- Was BYU's assist leader in 7 games, scored in double figures 5 times and had 3-plus steals 7 times

Other

- Parents are Chuck Winder and Teresa Williams
- Also recruited by Nevada, SMU, Portland, UC Riverside and Idaho
- Helped lead Bishop Gorman to back-to-back Nevada 4A state titles

Scan for Winder's bio on BYUcougars.com



2012-13 SEASON HIGHS

PTS	3, twice, last vs. ENMU - 12/18/12
1st H	—
2nd H	3, twice, last vs. ENMU - 12/18/12
REB	3, NAU - 12/27/12
AST	3, ENMU - 12/18/12
STL	1, ENMU - 12/18/12, NAU - 12/27/12
BLK	1, ENMU - 12/18/12
FGM	1, twice, last vs. ENMU - 12/18/12
FGA	4, twice, last vs. ENMU - 12/18/12
3PM	—
3PA	2, Utah - 12/8/12, NAU - 12/27/12
FTM	1, 4 times, last vs. NAU - 12/27/12
FTA	2, 4 times, last vs. NAU - 12/27/12

CAREER HIGHS

PTS	20, Buffalo - 12/20/11
REB	6, at San Francisco - 2/16/12
AST	9, vs Northern Arizona - 11/30/11
STL	4, vs Nevada - 11/25/11
BLK	2, vs Northern Arizona - 11/30/11
FGM	7, Buffalo - 12/20/11
FGA	9, vs Nevada - 11/25/11
3PM	6, Buffalo - 12/20/11
3PA	7, twice, last, Pepperdine - 2/11/12
FTM	3, twice, last, UCSB - 12/22/11
FTA	5, Longwood - 11/18/11

MISCELLANEOUS

	12-13	Career
Double-Figure PTS	0 (0-0)	5 (5-0)
20-plus Pts	0 (0-0)	1 (1-0)
Double-Figure REB	0 (0-0)	0 (0-0)
Double-Doubles	0 (0-0)	0 (0-0)
3-plus STL	0 (0-0)	7 (5-2)
3-plus BLK	0 (0-0)	0 (0-0)
3-plus 3-point FG	0 (0-0)	2 (2-0)
Scoring Leader	0 (0-0)	0 (0-0)
Rebound Leader	0 (0-0)	1 (1-0)
Assist Leader	0 (0-0)	7 (7-0)

2012-13 GAME-BY-GAME

Opponent	Date	GS	Min	FG	FGA	Pct	3FG	FGA	Pct	FT	FTA	Pct	Off	Def	TR	Avg	PF	FO	A	TO	Blk	Stl	Pts	Avg	
TENNESSEE STATE	11/09/12	DNP																							
GEORGIA STATE	11/13/12	DNP																							
vs. Florida State	11/16/12		1	0	0	.000	0	0	.000	0	0	.000	0	0	0	0.0	1	0	0	0	0	0	0	0.0	
vs. Notre Dame	11/17/12	DNP																							
UTSA	11/21/12		2	0	0	.000	0	0	.000	1	2	.500	0	0	0	0.0	0	0	0	0	0	0	1	0.5	
CS NORTHBRIDGE	11/24/12		7	0	0	.000	0	0	.000	0	0	.000	0	0	0	0.0	0	0	0	0	0	0	0	0.3	
vs. Montana	11/28/12		4	0	1	.000	0	1	.000	0	0	.000	0	0	0	0.0	0	0	0	0	0	0	0	0.3	
at Iowa State	12/01/12		4	0	0	.000	0	0	.000	0	0	.000	1	1	2	0.4	1	0	0	0	0	0	0	0.2	
UTAH	12/08/12		8	1	4	.250	0	2	.000	1	2	.500	0	1	1	0.5	0	0	0	0	0	0	3	0.7	
at Weber State	12/15/12	DNP																							
EASTERN NM	12/18/12		14	1	4	.250	0	1	.000	1	2	.500	0	1	1	0.6	0	0	3	1	1	1	3	1.0	
at Baylor	12/21/12		6	0	1	.000	0	0	.000	0	0	.000	0	0	0	0.5	0	0	0	0	0	0	0	0.9	
NORTHERN ARIZONA	12/27/12		17	0	2	.000	0	2	.000	1	2	.500	0	3	3	0.8	2	0	2	1	0	1	1	0.9	
vs. Virginia Tech	12/29/12		4	0	1	.000	0	0	.000	0	0	.000	0	1	1	0.8	2	0	1	1	0	0	0	0.8	
LMU	01/03/13																								
at San Francisco	01/05/13																								
PEPPERDINE	01/10/13																								
at Santa Clara	01/12/13																								
SAINT MARY'S	01/16/13																								
SAN DIEGO	01/19/13																								
at Gonzaga	01/24/13																								
at Portland	01/26/13																								
at Pepperdine	01/31/13																								
SANTA CLARA	02/02/13																								
at San Diego	02/07/13																								
SAN FRANCISCO	02/09/13																								
PORTLAND	02/16/13																								
UTAH STATE	02/19/13																								
at Saint Mary's	02/21/13																								
GONZAGA	02/28/13																								
at LMU	03/02/13																								
Totals			0	67	2	13	.154	0	6	.000	4	8	.500	1	7	8	0.8	6	0	6	3	1	2	8	0.8

CAREER STATISTICS (ALL GAMES)

Year	GP	GS	Min	Avg	FG	FGA	Pct	3FG	FGA	Pct	FT	FTA	Pct	Off	Def	TR	Avg	PF	FO	A	TO	Blk	Stl	Pts	Avg
2011-12	34	15	551	16.2	48	131	.366	25	84	.298	26	41	.634	3	50	53	1.6	40	0	57	32	3	35	147	4.3
2012-13	10	0	67	6.7	2	13	.154	0	6	.000	4	8	.500	1	7	8	0.8	6	0	6	3	1	2	8	0.8
TOTAL	44	15	618	14.0	50	144	.347	25	90	.278	30	49	.612	4	57	61	1.4	46	0	63	35	4	37	155	3.5

CAREER STATISTICS (CONFERENCE GAMES)

Year	GP	GS	Min	Avg	FG	FGA	Pct	3FG	FGA	Pct	FT	FTA	Pct	Off	Def	TR	Avg	PF	FO	A	TO	Blk	Stl	Pts	Avg
2011-12	16	7	238	14.9	23	62	.371	10	36	.278	11	14	.786	1	26	27	1.7	26	0	19	11	0	20	67	4.2
TOTAL	16	7	238	14.9	23	62	.371	10	36	.278	11	14	.786	1	26	27	1.7	26	0	19	11	0	20	67	4.2



23 — CORY CALVERT

6-3 • 185 • FRESHMAN • GUARD • PARKER, COLO. (CHAPARRAL HS)

2012-13 SEASON — PPG: 2.9 RPG: 1.0 APG: 0.7 SPG: 0.2 BPG: 0.0 FG%: .419 3FG%: .333 FT%: .714

Last Time Out

- Against Virginia Tech had 4 points, 3 rebounds, 2 assists and 1 steal

Scan for Calvert's bio on BYUcougars.com



In 2012-13

- Against Virginia Tech had 4 points, 3 rebounds, 2 assists and 1 steal
- Has played in 11 of 13 games this season
- Had his first double-figure point performance of the season against ENMU, tallying a career-high 10 points and going 2 for 2 from the 3-point line
- Had 9 points on 3 of 4 shooting at Weber State

Before BYU

- Named the 2012 5A MVP in Colorado by the Denver Post and MaxPreps.com
- Named first-team all-state, Continental League Player of the Year and the Joint Effort Co-Player of the Year
- Led Chaparral to the 2012 5A state title and a 25-3 record while averaging 22.3 points, 6.0 rebounds and 5.1 assists

Other

- Parents are Cory and Michelle and has three sisters

2012-13 SEASON HIGHS

PTS	10, ENMU – 12/18/12
1st H	4, Weber State – 12/15/12
2nd H	10, ENMU – 12/18/12
REB	3, vs. VT – 12/29/12
AST	2, 3 times, last vs. VT – 12/29/12
STL	1, twice, last vs. VT – 12/29/12
BLK	—
FGM	4, ENMU - 12/18/12
FGA	5, twice, last vs. ENMU – 12/18/12
3PM	2, ENMU – 12/18/12
3PA	2, 4 times, last vs. NAU – 12/27/12
FTM	2, twice, last vs. VT – 12/29/12
FTA	3, NAU – 12/27/12

MISCELLANEOUS

	12-13	Career
Double-Figure PTS	1 (1-0)	1 (1-0)
20-plus Pts	0 (0-0)	0 (0-0)
Double-Figure REB	0 (0-0)	0 (0-0)
Double-Doubles	0 (0-0)	0 (0-0)
3-plus STL	0 (0-0)	0 (0-0)
3-plus BLK	0 (0-0)	0 (0-0)
3-plus 3-point FG	0 (0-0)	0 (0-0)
Scoring Leader	0 (0-0)	0 (0-0)
Rebound Leader	0 (0-0)	0 (0-0)
Assist Leader	0 (0-0)	0 (0-0)

2012-13 GAME-BY-GAME

Opponent	Date	GS	Min	FG	FGA	Pct	3FG	FGA	Pct	FT	FTA	Pct	Off	Def	TR	Avg	PF	FO	A	TO	Blk	Stl	Pts	Avg	
TENNESSEE STATE	11/09/12		10	1	3	.333	1	2	.500	0	0	.000	0	1	1	1.0	0	0	0	0	0	0	3	3.0	
GEORGIA STATE	11/13/12		8	0	1	.000	0	0	.000	0	0	.000	0	0	0	0.5	0	0	0	0	0	0	0	1.5	
vs. Florida State	11/16/12		12	2	5	.400	0	1	.000	0	0	.000	0	0	0	0.3	3	0	2	1	0	0	4	2.3	
vs. Notre Dame	11/17/12		2	0	0	.000	0	0	.000	0	0	.000	0	0	0	0.3	1	0	0	0	0	0	0	1.8	
UTSA	11/21/12		6	1	3	.333	0	2	.000	0	0	.000	0	1	1	0.4	0	0	0	0	0	1	2	1.8	
CS NORTHRIDGE	11/24/12	DNP																							
vs. Montana	11/28/12		2	0	0	.000	0	0	.000	0	0	.000	0	0	0	0.3	1	0	1	0	0	0	0	1.5	
at Iowa State	12/01/12		6	0	2	.000	0	1	.000	0	0	.000	0	1	1	0.4	1	0	0	1	0	0	0	1.3	
UTAH	12/08/12	DNP																							
at Weber State	12/15/12		10	3	4	.750	1	1	1.000	2	2	1.000	0	1	1	0.5	1	0	0	1	0	0	9	2.3	
EASTERN NM	12/18/12		16	4	5	.800	2	2	1.000	0	0	.000	0	2	2	0.7	1	0	2	0	0	0	10	3.1	
at Baylor	12/21/12		10	0	2	.000	0	1	.000	0	0	.000	0	2	2	0.8	1	0	1	1	0	0	0	2.8	
NORTHERN ARIZONA	12/27/12		12	1	4	.250	0	2	.000	1	3	.333	1	0	1	0.8	0	0	0	1	0	0	3	2.8	
vs. Virginia Tech	12/29/12		16	1	2	.500	0	0	.000	2	2	1.000	1	2	3	1.0	2	0	2	2	0	1	4	2.9	
LMU	01/03/13																								
at San Francisco	01/05/13																								
PEPPERDINE	01/10/13																								
at Santa Clara	01/12/13																								
SAINT MARY'S	01/16/13																								
SAN DIEGO	01/19/13																								
at Gonzaga	01/24/13																								
at Portland	01/26/13																								
at Pepperdine	01/31/13																								
SANTA CLARA	02/02/13																								
at San Diego	02/07/13																								
SAN FRANCISCO	02/09/13																								
PORTLAND	02/16/13																								
UTAH STATE	02/19/13																								
at Saint Mary's	02/21/13																								
GONZAGA	02/28/13																								
at LMU	03/02/13																								
Totals			0	110	13	31	.419	4	12	.333	5	7	.714	2	10	12	1.0	11	0	8	7	0	2	35	2.9

CAREER STATISTICS (ALL GAMES)

Year	GP	GS	Min	Avg	FG	FGA	Pct	3FG	FGA	Pct	FT	FTA	Pct	Off	Def	TR	Avg	PF	FO	A	TO	Blk	Stl	Pts	Avg
2012-13	12	0	110	9.2	13	31	.419	4	12	.333	5	7	.714	2	10	12	1.0	11	0	8	7	0	2	35	2.9
TOTAL	12	0	110	9.2	13	31	.419	4	12	.333	5	7	.714	2	10	12	1.0	11	0	8	7	0	2	35	2.9

CAREER STATISTICS (CONFERENCE GAMES)

Year	GP	GS	Min	Avg	FG	FGA	Pct	3FG	FGA	Pct	FT	FTA	Pct	Off	Def	TR	Avg	PF	FO	A	TO	Blk	Stl	Pts	Avg
2012-13	0	0	0	0.0	0	0	.000	0	0	.000	0	0	.000	0	0	0	0.0	0	0	0	0	0	0	0	0.0
TOTAL	0	0	0	0.0	0	0	.000	0	0	.000	0	0	.000	0	0	0	0.0	0	0	0	0	0	0	0	0.0



33 — NATE AUSTIN

6-11 • 230 • SOPHOMORE • FORWARD • ALPINE, UTAH (LONE PEAK HS)

2012-13 SEASON — PPG: 4.1 RPG: 4.2 APG: 0.5 SPG: 0.5 BPG: 0.5 FG%: .415 3FG%: .333 FT%: .600

Last Time Out

- Posted 6 points and 8 rebounds vs. Virginia Tech

Scan for Austin's bio on BYUcougars.com



In 2012-13

- Posted 6 points and 8 rebounds vs. Virginia Tech
- Had 8 points, 2 rebounds, 1 block and 2 steals at Baylor
- Made his first start of the season at ENMU; contributed 5 points, 3 rebounds and a career-high 4 assists
- Tallied a season-high 8 points and hit his first 3-pointer of the season against Iowa State
- Had 4 points, 8 rebounds and 1 steal vs. Florida State

In 2011-12

- Played in every game this season and started 1 game
- Posted season highs of 15 points, 10 rebounds, 3 assists and 2 blocks
- Career-high 15 points came on 7 of 8 shooting vs. Weber State

Other

- Served a mission for The Church of Jesus Christ of Latter-day Saints in McAllen, Texas
- Also recruited by Boise State and Utah State

2012-13 SEASON HIGHS

PTS	8, twice, last at Baylor – 12/21/12
1st H	6, at Baylor – 12/21/12
2nd H	4, vs. VT – 12/29/12
REB	8, twice, last vs. VT – 12/29/12
AST	4, ENMU – 12/18/12
STL	3, Iowa State – 12/01/12
BLK	2, TSU – 11/9/12, GSU – 11/13/12
FGM	4, at Baylor – 12/21/12
FGA	7, vs. VT – 12/29/12
3PM	1, twice, last vs. ENMU – 12/18/12
3PA	2, twice, last vs. ENMU – 12/18/12
FTM	5, NAU – 12/27/12
FTA	6, NAU – 12/27/12

CAREER HIGHS

PTS	15, Weber State – 12/07/11
REB	10, at Gonzaga – 2/23/12
AST	4, ENMU – 12/18/12
STL	3, Iowa State – 12/01/12
BLK	2, four times, last, GSU – 11/13/12
FGM	7, Weber State – 12/07/11
FGA	8, Weber State – 12/07/11
3PM	1, 9 times, last vs. ENMU – 12/18/12
3PA	2, 10 times, last vs. ENMU – 12/18/12
FTM	5, NAU – 12/27/12
FTA	6, NAU – 12/27/12

MISCELLANEOUS

	12-13	Career
Double-Figure PTS	0 (0-0)	2 (2-0)
20-plus Pts	0 (0-0)	0 (0-0)
Double-Figure REB	0 (0-0)	0 (0-0)
Double-Doubles	0 (0-0)	0 (0-0)
3-plus STL	1 (0-1)	0 (0-0)
3-plus BLK	0 (0-0)	0 (0-0)
3-plus 3-point FG	0 (0-0)	0 (0-0)
Scoring Leader	0 (0-0)	0 (0-0)
Rebound Leader	2 (2-0)	6 (5-1)
Assist Leader	0 (0-0)	0 (0-0)

2012-13 GAME-BY-GAME


Opponent	Date	GS	Min	FG	FGA	Pct	3FG	FGA	Pct	FT	FTA	Pct	Off	Def	TR	Avg	PF	FO	A	TO	Blk	Stl	Pts	Avg	
TENNESSEE STATE	11/09/12		17	2	4	.500	0	0	.000	0	0	.000	1	6	7	7.0	4	0	0	0	2	0	4	4.0	
GEORGIA STATE	11/13/12		16	2	5	.400	0	0	.000	0	0	.000	0	4	4	5.5	1	0	2	1	2	0	4	4.0	
vs. Florida State	11/16/12		22	1	6	.167	0	1	.000	2	4	.500	6	2	8	6.3	2	0	0	1	0	1	4	4.0	
vs. Notre Dame	11/17/12		11	2	5	.400	0	0	.000	0	0	.000	2	0	2	5.3	2	0	0	0	0	0	4	4.0	
UTSA	11/21/12		7	0	0	.000	0	0	.000	2	2	1.000	1	1	2	4.6	2	0	0	1	0	0	2	3.6	
CS NORTHRIDGE	11/24/12		8	1	2	.500	0	0	.000	1	4	.250	2	3	5	4.7	1	0	0	0	1	0	3	3.5	
vs. Montana	11/28/12		2	0	0	.000	0	0	.000	0	0	.000	0	0	0	4.0	0	0	0	0	0	0	0	3.0	
at Iowa State	12/01/12		23	3	5	.600	1	2	.500	1	2	.500	4	1	5	4.1	0	0	1	3	0	3	8	3.6	
UTAH	12/08/12		9	1	4	.250	0	0	.000	0	0	.000	1	2	3	4.0	1	0	0	0	0	0	2	3.4	
at Weber State	12/15/12		20	1	2	.500	0	0	.000	1	2	.500	3	3	6	4.2	3	0	0	0	0	0	3	3.4	
EASTERN NM	12/18/12	*	15	2	4	.500	1	2	.500	0	0	.000	2	1	3	4.1	2	0	4	1	1	1	5	3.5	
at Baylor	12/21/12	*	18	4	6	.667	0	0	.000	0	0	.000	2	0	2	3.9	5	1	0	0	1	2	8	3.9	
NORTHERN ARIZONA	12/27/12		12	0	3	.000	0	0	.000	5	6	.833	2	2	4	3.9	1	0	0	0	0	0	5	4.0	
vs. Virginia Tech	12/29/12		17	3	7	.429	0	1	.000	0	0	.000	3	5	8	4.2	5	1	0	1	0	0	6	4.1	
LMU	01/03/13																								
at San Francisco	01/05/13																								
PEPPERDINE	01/10/13																								
at Santa Clara	01/12/13																								
SAINT MARY'S	01/16/13																								
SAN DIEGO	01/19/13																								
at Gonzaga	01/24/13																								
at Portland	01/26/13																								
at Pepperdine	01/31/13																								
SANTA CLARA	02/02/13																								
at San Diego	02/07/13																								
SAN FRANCISCO	02/09/13																								
PORTLAND	02/16/13																								
UTAH STATE	02/19/13																								
at Saint Mary's	02/21/13																								
GONZAGA	02/28/13																								
at LMU	03/02/13																								
Totals			2	197	22	53	.415	2	6	.333	12	20	.600	29	30	59	4.2	29	2	7	8	7	7	58	4.1

CAREER STATISTICS (ALL GAMES)

Year	GP	GS	Min	Avg	FG	FGA	Pct	3FG	FGA	Pct	FT	FTA	Pct	Off	Def	TR	Avg	PF	FO	A	TO	Blk	Stl	Pts	Avg
2011-12	35	1	450	12.9	58	107	.542	7	23	.304	20	39	.513	53	79	132	3.8	95	6	19	20	15	9	143	4.1
2012-13	14	2	197	14.1	22	53	.415	2	6	.333	12	20	.600	29	30	59	4.2	29	2	7	8	7	7	58	4.1
TOTAL	49	3	647	13.2	80	160	.500	9	29	.310	32	59	.542	82	109	191	3.9	124	8	26	28	22	16	201	4.1

CAREER STATISTICS (CONFERENCE GAMES)

Year	GP	GS	Min	Avg	FG	FGA	Pct	3FG	FGA	Pct	FT	FTA	Pct	Off	Def	TR	Avg	PF	FO	A	TO	Blk	Stl	Pts	Avg
2011-12	16	1	230	14.4	28	52	.538	2	10	.200	12	22	.545	33	36	69	4.3	48	4	9	8	5	5	70	4.4
TOTAL	16	1	230	14.4	28	52	.538	2	10	.200	12	22	.545	33	36	69	4.3	48	4	9	8	5	5	70	4.4



42 — IAN HARWARD

6-11 • 215 • FRESHMAN • CENTER • OREM, UTAH (OREM HS)

2012-13 SEASON — PPG: 1.6 RPG: 1.4 APG: 0.1 SPG: 0.1 BPG: 0.1 FG%: .364 3FG%: .000 FT%: .667

Last Time Out

- Had 2 points and 5 rebounds vs. Virginia Tech

Scan for Harward's bio on BYUcougars.com



In 2012-13

- Had 2 points and 5 rebounds vs. Virginia Tech
- Had 2 points, a career-best 4 rebounds and his first career block and first career assist vs. Montana
- Scored 4 points and added a career-best 3 boards vs. UTSA
- Scored 7 points vs. Notre Dame on 2 of 3 shooting from the field and 3 of 4 shooting from the free throw line and added 1 steal
- Had 1 rebound vs. Florida State and 1 vs. Georgia State

Before BYU

- Helped Orem to a 15-7 record and averaged 14.0 points per game
- Played for the Pump 'N Run AAU team run by John Palica and coached by O'Connor and Todd Phillips

Other

- Parents are Brad and Alice Harward
- Wife's name is Sarah

2012-13 SEASON HIGHS

PTS	7, vs. Notre Dame – 11/17/12
1st H	7, vs. Notre Dame – 11/17/12
2nd H	2, vs. VT – 12/29/12
REB	5, vs. VT – 12/29/12
AST	1, vs. Montana – 11/28/12
STL	1, twice, last vs. Weber St. - 12/15/12
BLK	1, twice, last vs. Baylor - 12/21/12
FGM	2, twice, last UTSA – 11/21/12
FGA	4, twice, last vs. VT, 12/29/12
3PM	—
3PA	—
FTM	3, vs. Notre Dame – 11/17/12
FTA	4, vs. Notre Dame – 11/17/12

MISCELLANEOUS

	12-13	Career
Double-Figure PTS	0 (0-0)	0 (0-0)
20-plus Pts	0 (0-0)	0 (0-0)
Double-Figure REB	0 (0-0)	0 (0-0)
Double-Doubles	0 (0-0)	0 (0-0)
3-plus STL	0 (0-0)	0 (0-0)
3-plus BLK	0 (0-0)	0 (0-0)
3-plus 3-point FG	0 (0-0)	0 (0-0)
Scoring Leader	0 (0-0)	0 (0-0)
Rebound Leader	0 (0-0)	0 (0-0)
Assist Leader	0 (0-0)	0 (0-0)

2012-13 GAME-BY-GAME

Opponent	Date	GS	Min	FG	FGA	Pct	3FG	FGA	Pct	FT	FTA	Pct	Off	Def	TR	Avg	Pf	FO	A	TO	Blk	Stl	Pts	Avg	
TENNESSEE STATE	11/09/12		2	0	0	.000	0	0	.000	0	0	.000	0	0	0	0.0	2	0	0	0	0	0	0	0.0	
GEORGIA STATE	11/13/12		2	0	1	.000	0	0	.000	0	0	.000	0	1	1	0.5	1	0	0	1	0	0	0	0.0	
vs. Florida State	11/16/12		2	0	0	.000	0	0	.000	0	0	.000	1	0	1	0.7	2	0	0	1	0	0	0	0.0	
vs. Notre Dame	11/17/12		11	2	3	.667	0	0	.000	3	4	.750	0	0	0	0.5	5	1	0	0	0	1	7	1.8	
UTSA	11/21/12		8	2	2	1.000	0	0	.000	0	0	.000	1	2	3	1.0	2	0	0	0	0	0	4	2.2	
CS NORTHBRIDGE	11/24/12		4	0	2	.000	0	0	.000	2	2	1.000	1	0	1	1.0	2	0	0	1	0	0	2	2.2	
vs. Montana	11/28/12		7	1	3	.333	0	0	.000	0	0	.000	1	3	4	1.4	2	0	1	0	1	0	2	2.1	
at Iowa State	12/01/12		9	1	4	.250	0	0	.000	1	2	.500	0	1	1	1.4	2	0	0	0	0	0	3	2.3	
UTAH	12/08/12		4	1	1	1.000	0	0	.000	0	1	.000	2	0	2	1.4	1	0	0	0	0	0	2	2.2	
at Weber State	12/15/12		4	0	1	.000	0	0	.000	0	0	.000	1	0	1	1.4	0	0	0	1	0	1	0	2.0	
EASTERN NM	12/18/12		9	0	0	.000	0	0	.000	0	0	.000	0	0	0	1.3	1	0	0	1	0	0	0	1.8	
at Baylor	12/21/12		2	0	0	.000	0	0	.000	0	0	.000	0	0	0	1.2	1	0	0	0	1	0	0	1.7	
NORTHERN ARIZONA	12/27/12		5	0	1	.000	0	0	.000	0	0	.000	1	0	1	1.2	1	0	0	1	0	0	0	1.5	
vs. Virginia Tech	12/29/12		8	1	4	.250	0	0	.000	0	0	.000	2	3	5	1.4	1	0	0	3	0	0	2	1.6	
LMU	01/03/13																								
at San Francisco	01/05/13																								
PEPPERDINE	01/10/13																								
at Santa Clara	01/12/13																								
SAINT MARY'S	01/16/13																								
SAN DIEGO	01/19/13																								
at Gonzaga	01/24/13																								
at Portland	01/26/13																								
at Pepperdine	01/31/13																								
SANTA CLARA	02/02/13																								
at San Diego	02/07/13																								
SAN FRANCISCO	02/09/13																								
PORTLAND	02/16/13																								
UTAH STATE	02/19/13																								
at Saint Mary's	02/21/13																								
GONZAGA	02/28/13																								
at LMU	03/02/13																								
Totals			0	77	8	22	.364	0	0	.000	6	9	.667	10	10	20	1.4	23	1	1	9	2	2	22	1.6

CAREER STATISTICS (ALL GAMES)

Year	GP	GS	Min	Avg	FG	FGA	Pct	3FG	FGA	Pct	FT	FTA	Pct	Off	Def	TR	Avg	Pf	FO	A	TO	Blk	Stl	Pts	Avg
2012-13	14	0	77	5.5	8	22	.364	0	0	.000	6	9	.667	10	10	20	1.4	23	1	1	9	2	2	22	1.6
TOTAL	14	0	77	5.5	8	22	.364	0	0	.000	6	9	.667	10	10	20	1.4	23	1	1	9	2	2	22	1.6

CAREER STATISTICS (CONFERENCE GAMES)

Year	GP	GS	Min	Avg	FG	FGA	Pct	3FG	FGA	Pct	FT	FTA	Pct	Off	Def	TR	Avg	Pf	FO	A	TO	Blk	Stl	Pts	Avg
2012-13	0	0	0	0.0	0	0	.000	0	0	.000	0	0	.000	0	0	0	0.0	0	0	0	0	0	0	0	0.0
TOTAL	0	0	0	0.0	0	0	.000	0	0	.000	0	0	.000	0	0	0	0.0	0	0	0	0	0	0	0	0.0

5 players scored in double figures

2/4/12 at Portland, 79-60 W, Davies - 18, Carlino - 13, Hartsock - 12, Cusick - 12, Zylstra - 12

6 players scored in double figures

12/7/11 vs. Weber State, 94-66 W, Hartsock - 19, Austin - 15, Abouo - 15, Rogers - 15, Zylstra - 15, Davies - 11

No players scored in double figures

2/21/05 at Air Force, 39-70 L

One player recorded a double-double

12/27/12 vs. Northern Arizona
Brandon Davies, 27 points, 10 rebounds

Two players record a double-double

2/23/12 at Gonzaga
Brandon Davies, 23 points, 10 rebounds
Charles Abouo, 10 points, 10 rebounds

Two double-digit rebounders

2/23/12 at Gonzaga
Davies, Abouo and Austin - 10 rebounds

Six players had 5 or more rebounds

1/1/11 vs. Fresno Pacific, C. Collinsworth-8, Rogers-5, Emery-5, Hartsock-5, Abouo-5, Davies-5

Five players had 6 or more rebounds

11/20/10 vs. Chicago State, Abouo-8, K. Collinsworth-7, Rogers-7, Anderson-6, C. Collinsworth-6, Davies-6

Four players had 9 or more rebounds

12/30/06 vs. Seton Hall, Cummand-12, Plaisted-9, Young-9, Ainge-9

Two players fouled out

2/23/12 vs. Saint Mary's
Brandon Davies, Nate Austin

Three or more players fouled out

1/3/09 vs. Wake Forest
Chris Miles, Gavin MacGregor, Charles Abouo

A BYU player received a technical foul

12/8/12 vs. Utah, Brandon Davies

An opponent player received a technical foul

11/28/12 vs. Montana, Keron DeShields

A BYU Coach received a technical foul

3/8/12 vs. Gonzaga - Dave Rose

An opponent Coach received a technical foul

12/29/12 vs. Virginia Tech - James Johnson

A BYU player ejected from a game

11/23/02 vs. Kansas State
Travis Hansen (2 technical fouls)

An opponent player ejected from a game

1/30/10 vs. Utah - Marshall Henderson (flagrant foul)

A coach ejected from the game

11/30/05 vs. Lamar (at Delta Center)
Lamar coach Billy Tubbs (2 technical fouls)

AT LEAST two players scored 20+ points

12/15/12 vs. Weber State, Davies 33, Haws 23

Three players scored 20+ points

1/14/12 vs. Santa Clara, Davies 23, Carlino 21, Hartsock 21

Four players scored 20+ points

1/13/79 vs. UNM, D. Ainge-27, Scott Runia-25, Devin Durrant-20, Alan Taylor-20

Two players scored 25+ points

3/18/10 vs. Florida-NCAA 1st Round
Jimmer Fredette 37, Michael Loyd, Jr. 26

A player scored 30+ points

12/29/12 vs. Virginia Tech, Tyler Haws, 42

A player attempted 20 or more field goals

12/29/12 vs. Virginia Tech, Tyler Haws, 25

A player with 5 or more steals

2/23/12 at Gonzaga, Brandon Davies, 6

A player had double-digit assists

11/13/12 vs. Tennessee State, Matt Carlino, 10

A player made double-digit free throws

12/15/12 vs. Weber State, Tyler Haws (10-10)

A player shot 100% at the free throw line (min. 8 atts)

12/15/12 vs. Weber State, Tyler Haws (10-10)

A player shot 100% from the floor (min. 5 atts)

1/7/12 vs. San Francisco, Brock Zylstra (8-8)

A player shot 100% on threes (min. 3 atts)

1/7/12 vs. San Francisco, Brock Zylstra (6-6)

Did not make a three

11/22/96 vs. CS Fullerton (0-9)

Last time opponent did not make a three

2/2/08 at Wyoming (0-15)

BYU had six or fewer turnovers

1/11/11 at Utah, 5

BYU committed 25-plus turnovers

12/15/07 vs. Pepperdine, 86-67 W (29)

BYU committed 11 or less team fouls in a game

1/21/12 at Pepperdine, 11

BYU scored 90 points

12/29/12 vs. Virginia Tech, 97-71 W

BYU scored 100 points

3/5/11 vs. Wyoming, 102-78 W

BYU scored 110 points

12/22/09 vs. Nevada 110-104 W

BYU scored less than 50 points in a game

1/15/08 at UNLV 41-70 L

Held opponent to less than 50 points in a game

12/10/11 at Utah 61-42 W

BYU scored less than 40 points in a game

2/21/05 at Air Force 39-70 L

Held opponent to less than 40 points in a game

11/23/10 vs. Mississippi Valley State 83-36 W

Shot 60% from the field

3/6/10 at TCU, (.623), 38-61

Opponent shot 60% from the field

12/22/05 at Utah State, (.600), 36-60

Shot 70% from the field in a half

3/6/10 at TCU, (.720), 18-25

Did not miss a 2-point FG attempt in a half

2/23/04 vs. Air Force, 13-13 inside the arc, (14-17, .824 overall)

Shot less than 30% from the field

2/21/05 at Air Force, (.280), 14-50

Shot 100% from the free throw line

11/26/11 vs. Wisconsin (11-11)

Shot 90% from the free throw line (at least 10 attempts)

12/15/12 vs. Weber State, (.900), 18-20

Shot less than 50% from the free throw line

11/20/08 vs. North Florida, (.400), 4-10

Shot 60% on 3-pointers

1/7/12 vs. San Francisco, (.632), 12-19

Shot 70% on 3-pointers

1/26/08 vs. New Mexico, (.813), 13-16

Opponent scored less than 20 points in the 1st half

12/10/11 at Utah, 17 (25-17, 61-42 W)

Opponent scored less than 20 points in the 2nd half

3/13/12 vs. Iona, 17 (38-17, 78-72 W)

BYU scored less than 20 points in the 1st half

2/21/05 at Air Force, 13 (BYU trailed 13-37)

BYU scored less than 20 points in the 2nd half

1/15/00 vs. Utah, 19

Opponent scored 50 or more points in a half

3/13/12 vs. Iona, 55 (first half)

BYU scored 50 or more points in the first half

12/29/12 vs. Virginia Tech, 56

BYU scored 50 or more points in the second half

12/18/12 vs. Eastern New Mexico, 51

BYU scored 60 or more points in the first half

11/20/10 vs. Chicago State, 60

BYU scored 60 or more points in the second half

12/22/09 vs. Nevada, 64

Won by 50 or more points (largest margin ever)

12/22/06 vs. W. Oregon (62) 102-40

Won by 50 or more points

11/23/10 vs. Mississippi Valley State (50) 86-36

Won by 40 or more points

11/23/10 vs. Mississippi Valley State (50) 86-36

Won by 30 or more points

12/27/12 vs. Northern Arizona (30) 84-54

Won by 25 or more points

12/29/12 vs. Virginia Tech (26) 97-71

Lost by 35-plus points

11/22/04 vs. North Carolina (36) 86-50

Lost by 30-plus points

2/21/05 at Air Force (31) 39-70

Lost by 25-plus points

1/15/08 at UNLV (29) 70-41

Played an overtime game

3/24/11 vs. Florida, 74-83 (OT)

Won in single overtime

2/26/08 at New Mexico, 70-69

Lost in overtime

3/24/11 vs. Florida, 74-83 (OT)

Played a double OT game

11/26/10 vs. South Florida, 77-75 (2OT)

Played a triple OT game

2/28/98 at UTEP 76-75 W (3OT)

Won 15-straight games

2009-10 (15)

Won 10-straight games

2010-11 (10)

Lost 3-straight games

2004-05 (three times)
last time - @ New Mexico, @ Air Force, @ Utah

Lost 4-straight games

2004-05 @ New Mexico, @ Air Force, @ Utah, UNLV

Lost 5-straight games

2004-05 @ UNM, @ AFA, @ Utah, UNLV, vs. UNM (at MWC)

Lost 9-straight games

1997-98

Lost 10-straight games

1996-97 (21) - school record

Played an NCAA tournament game

3/15/12 vs. Marquette-NCAA 2nd Round, 68-88

Won an NCAA Tournament game

3/13/12 vs. Iona-NCAA 1st Round, 78-72

Won two NCAA Tournament games

1980-81 Princeton 60-51, UCLA 78-55, Notre Dame 51-50, then lost to Virginia 60-74
2010-11 Wofford 74-66, Gonzaga 89-67

Won three NCAA Tournament games

1980-81 Princeton 60-51, UCLA 78-55, Notre Dame 51-50, then lost to Virginia 60-74

Played in the NIT

3/15/06 at Houston 67-77 L

Won an NIT game

3/14/02 vs. UC Irvine 78-55 W

Won two NIT games

1999-00 Bowling Green 81-54, So. Illinois 82-57
Then lost to Notre Dame in quarterfinals

Won three NIT games

1965-66 NIT CHAMPIONS
1950-51 NIT CHAMPIONS

Won a conference tournament

2000-01

Won a regular season conference title

2010-11

Won a conference regular season outright

2007-08

Defeated a ranked team

2/2/12 vs. Gonzaga (24/RV), 83-73

Defeated a ranked team at home

2/2/12 vs. Gonzaga (24/RV), 83-73

Defeated a ranked team on the road

2/26/11 at SDSU (6/4), 80-67

Was ranked in the top 25 AP Poll

3/14/11 Ranked 10th

Was ranked in the top 25 Coaches Poll

3/29/11 Ranked 13th

Finished season ranked in the top 25 polls

2010-11 10th (AP), 13th (Coaches)

Official Basketball Box Score -- Game Totals -- Final Statistics
Tennessee State vs BYU
11/09/12 7:05 pm at Provo, Utah, Marriott Center

Tennessee State 66 • 0-1, 0-0 OVC

#	Player	Total		3-Ptr		Rebounds			PF	TP	A	TO	Blk	Stl	Min
		FG-FGA	FG-FGA	FT-FTA	Off	Def	Tot								
01	THORNTON, Kellen	* 9-18	2-5	0-0	4	4	8	2	20	1	3	0	1	31	
02	MILLER, Patrick	* 3-10	2-3	4-4	0	4	4	4	12	9	3	0	3	33	
04	RHETT, M.J.	* 1-3	0-0	3-5	3	5	8	3	5	0	2	0	1	17	
33	COVINGTON, Robert	* 2-12	0-2	5-6	1	4	5	5	9	1	1	2	2	19	
45	CYPHERS, Jordan	* 2-8	1-4	2-3	0	1	1	2	7	0	3	2	1	25	
03	BUTCHER, Kharon	* 1-6	1-4	0-0	1	2	3	4	3	2	0	0	0	21	
05	HARRIS, Jay	0-0	0-0	0-2	1	0	1	3	0	1	3	0	0	13	
22	FREDRICK, Tashan	0-0	0-0	0-0	0	1	1	0	0	0	0	0	0	6	
24	McCLUNG, Devante	1-2	0-0	0-1	0	2	2	1	2	0	2	0	0	10	
32	WELLIAN, Chaed	0-2	0-1	0-0	0	0	0	0	0	0	0	0	0	5	
44	GREEN, Michael	4-7	0-2	0-2	2	2	4	0	8	1	0	0	0	20	
Team					2	1	3								
Totals		23-68	6-21	14-23	14	26	40	24	66	15	17	4	8	200	

FG % 1st Half: 10-26 38.5% 2nd half: 13-42 31.0% Game: 23-68 33.8% Deadball Rebounds 3
 3FG % 1st Half: 4-11 36.4% 2nd half: 2-10 20.0% Game: 6-21 28.6%
 FT % 1st Half: 4-7 57.1% 2nd half: 10-16 62.5% Game: 14-23 60.9%

BYU 81 • 1-0, 0-0 WCC

#	Player	Total		3-Ptr		Rebounds			PF	TP	A	TO	Blk	Stl	Min
		FG-FGA	FG-FGA	FT-FTA	Off	Def	Tot								
00	DAVIES, Brandon	* 7-9	0-0	2-4	0	7	7	4	16	3	5	4	2	31	
03	HAWS, Tyler	* 7-15	0-2	8-9	0	4	4	1	22	1	1	0	0	30	
10	CARLINO, Matt	* 3-6	0-3	3-4	0	5	5	2	9	10	4	0	1	30	
12	SHARP, Josh	* 3-5	0-0	1-2	1	2	3	3	7	1	3	2	0	26	
13	ZYLSTRA, Brock	* 4-7	2-4	1-1	0	4	4	2	11	1	1	0	0	22	
01	DELGADO, Raul	0-0	0-0	0-0	0	0	0	0	0	0	0	0	0	5	
02	CUSICK, Craig	2-4	1-1	1-5	0	4	4	0	6	4	3	0	0	22	
05	AMBROSINO, Agustin	1-2	1-2	0-0	0	0	0	1	3	0	0	0	0	5	
23	CALVERT, Cory	1-3	1-2	0-0	0	1	1	0	3	0	0	0	0	10	
33	AUSTIN, Nate	2-4	0-0	0-0	1	6	7	4	4	0	0	2	0	17	
42	HARWARD, Ian	0-0	0-0	0-0	0	0	0	2	0	0	0	0	0	2	
Team					1	4	5								
Totals		30-55	5-14	16-25	3	37	40	19	81	20	17	8	4	200	

FG % 1st Half: 14-29 48.3% 2nd half: 16-26 61.5% Game: 30-55 54.5% Deadball Rebounds 5
 3FG % 1st Half: 2-9 22.2% 2nd half: 3-5 60.0% Game: 5-14 35.7%
 FT % 1st Half: 4-5 80.0% 2nd half: 12-20 60.0% Game: 16-25 64.0%

Officials: James Giron, Marc Beasley, Jeffrey Kent
 Technical fouls: Tennessee State-None. BYU-None.
 Attendance: 16283

Score by periods	1st	2nd	Total
Tennessee State	28	38	66
BYU	34	47	81

Last FG - TSU 2nd-01:13, BYU 2nd-00:49.
 Largest lead - TSU by 5 1st-12:52, BYU by 19 2nd-02:07.

Points	In	Off	2nd	Fast	Bench
TSU	18	17	11	2	13
BYU	40	17	2	18	16

Score tied - 5 times.
 Lead changed - 8 times.

Official Basketball Box Score -- Game Totals -- Final Statistics
Georgia State vs BYU
11/13/12 7:05 pm at Provo, Utah, Marriott Center

Georgia State 62 • 0-2

#	Player	Total		3-Ptr		Rebounds			PF	TP	A	TO	Blk	Stl	Min
		FG-FGA	FG-FGA	FT-FTA	Off	Def	Tot								
12	White, Devonta	* 5-17	0-6	4-4	1	4	5	0	14	3	5	0	3	36	
22	Hunter, R.J.	* 2-9	0-5	8-9	2	5	7	1	12	2	2	1	2	34	
23	Atkins, Manny	* 9-18	3-6	0-0	2	6	8	2	21	1	1	0	3	36	
33	Crider, Markus	* 0-0	0-0	0-0	0	1	1	1	0	0	2	0	0	13	
45	Burguillos, Denny	* 4-6	0-0	1-2	3	3	6	4	9	0	0	1	1	28	
02	Green, Ryann	0-1	0-1	0-0	0	0	0	0	0	0	0	0	0	1	
20	Travers, David	0-0	0-0	0-0	0	0	0	0	0	1	0	0	1	3	
21	Solomon, Cameron	0-3	0-0	0-0	1	0	1	0	0	0	2	0	0	5	
25	Richardson, Rashaad	3-9	0-4	0-0	0	2	2	4	6	2	1	0	3	32	
31	Shipes, T.J.	0-2	0-0	0-0	1	0	1	2	0	0	1	0	0	8	
50	Vincent, James	0-0	0-0	0-0	1	0	1	0	0	0	0	1	0	4	
Team					0	1	1								
Totals		23-65	3-22	13-15	11	22	33	14	62	9	14	3	13	200	

FG % 1st Half: 9-34 26.5% 2nd half: 14-31 45.2% Game: 23-65 35.4% Deadball Rebounds 0
 3FG % 1st Half: 2-12 16.7% 2nd half: 1-10 10.0% Game: 3-22 13.6%
 FT % 1st Half: 6-6 100.0% 2nd half: 7-9 77.8% Game: 13-15 86.7%

BYU 80 • 2-0

#	Player	Total		3-Ptr		Rebounds			PF	TP	A	TO	Blk	Stl	Min
		FG-FGA	FG-FGA	FT-FTA	Off	Def	Tot								
00	DAVIES, Brandon	* 10-14	0-0	8-10	2	7	9	3	28	3	3	3	2	29	
03	HAWS, Tyler	* 8-12	4-6	2-2	1	6	7	0	22	5	4	0	2	32	
10	CARLINO, Matt	* 5-8	1-2	0-0	0	4	4	1	11	7	4	0	4	32	
12	SHARP, Josh	* 2-4	0-0	0-0	3	3	6	2	4	0	1	0	1	25	
13	ZYLSTRA, Brock	* 3-7	2-5	0-0	0	2	2	3	8	1	1	0	1	16	
01	DELGADO, Raul	0-1	0-1	0-0	1	3	4	2	0	1	0	0	0	10	
02	CUSICK, Craig	1-5	1-4	0-0	0	1	1	1	3	2	1	0	2	23	
05	AMBROSINO, Agustin	0-2	0-2	0-0	0	0	0	1	0	0	0	1	0	7	
23	CALVERT, Cory	0-1	0-0	0-0	0	0	0	0	0	0	0	0	0	8	
33	AUSTIN, Nate	2-5	0-0	0-0	0	4	4	1	4	2	1	2	0	16	
42	HARWARD, Ian	0-1	0-0	0-0	0	1	1	1	0	0	1	0	0	2	
Team					1	2	3								
Totals		31-60	8-20	10-12	8	33	41	15	80	21	16	6	12	200	

FG % 1st Half: 18-31 58.1% 2nd half: 13-29 44.8% Game: 31-60 51.7% Deadball Rebounds 1
 3FG % 1st Half: 6-12 50.0% 2nd half: 2-8 25.0% Game: 8-20 40.0%
 FT % 1st Half: 2-2 100.0% 2nd half: 8-10 80.0% Game: 10-12 83.3%

Officials: Michael Reed, Gregory Nixon, Mark Cook
 Technical fouls: Georgia State-None. BYU-None.
 Attendance: 13181

Score by periods	1st	2nd	Total
Georgia State	26	36	62
BYU	44	36	80

Last FG - GSU 2nd-00:23, BYU 2nd-02:00.
 Largest lead - GSU None, BYU by 29 1st-10:31.

Points	In	Off	2nd	Fast	Bench
GSU	24	15	8	4	6
BYU	42	20	7	14	7

Score tied - 0 times.
 Lead changed - 0 times.

Official Basketball Box Score -- Game Totals -- Final Statistics
Florida State vs BYU
11/16/12 7:10 p.m. at Brooklyn, N.Y. (Barclays Center)

Florida State 88 • 2-1

#	Player	Total		3-Ptr		Rebounds			PF	TP	A	TO	Blk	Stl	Min
		FG-FGA	FG-FGA	FT-FTA	Off	Def	Tot								
10	White, Okaro	f 5-6	1-2	6-7	0	6	6	2	17	2	2	2	0	23	
11	Turpin, Kiel	c 1-3	0-0	0-0	3	2	5	1	2	1	0	2	1	14	
05	Brandon, Montay	g 0-3	0-2	1-4	0	3	3	3	1	3	2	0	0	19	
21	Snaer, Michael	g 4-9	3-5	5-5	0	10	10	2	16	4	5	0	1	32	
30	Miller, Ian	g 6-8	3-5	0-0	2	1	3	3	15	2	2	0	0	27	
01	Bookert, Devon	5-7	3-4	2-3	1	4	5	4	15	5	2	1	1	20	
02	Shannon, Terrance	4-6	0-0	0-1	0	3	3	4	8	0	1	0	0	16	
14	Gilchrist, Robert	0-1	0-0	0-0	0	0	0	0	0	0	1	0	0	5	
15	Bojanovsky, Boris	1-1	0-0	2-2	0	2	2	1	4	2	1	2	1	18	
25	Thomas, Aaron	2-4	0-0	2-4	1	1	2	1	6	1	2	0	0	14	
31	Whisnant, Terry	1-2	1-2	1-1	0	0	0	1	4	0	1	0	0	10	
50	Ojo, Michael	0-0	0-0	0-0	0	0	0	1	0	0	0	0	0	2	
Team					1	1	2			2					
Totals		29-50	11-20	19-27	8	33	41	23	88	20	20	8	4	200	

FG % 1st Half: 15-25 60.0% 2nd half: 14-25 56.0% Game: 29-50 58.0% Deadball Rebounds 2
 3FG % 1st Half: 4-8 50.0% 2nd half: 7-12 58.3% Game: 11-20 55.0%
 FT % 1st Half: 10-13 76.9% 2nd half: 9-14 64.3% Game: 19-27 70.4%

BYU 70 • 2-1

#	Player	Total		3-Ptr		Rebounds			PF	TP	A	TO	Blk	Stl	Min
		FG-FGA	FG-FGA	FT-FTA	Off	Def	Tot								
00	DAVIES, Brandon	f 6-11	1-1	6-8	2	3	5	4	19	1	3	2	0	21	
12	SHARP, Josh	f 0-0	0-0	0-0	0	0	0	3	0	0	0	1	0	9	
03	HAWS, Tyler	g 10-20	1-4	2-2	6	3	9	3	23	5	3	1	3	35	
10	CARLINO, Matt	g 0-9	0-4	0-1	2	1	3	0	0	2	2	0	0	16	
13	ZYLSTRA, Brock	g 3-10	2-5	2-2	1	2	3	3	10	4	0	0	4	31	
01	DELGADO, Raul	0-2	0-1	0-0	0	0	0	1	0	1	0	0	0	7	
02	CUSICK, Craig	3-11	2-7	2-2	1	1	2	3	10	3	0	0	1	30	
05	AMBROSINO, Agustin	0-1	0-1	0-0	1	0	1	1	0	0	1	1	1	14	
20	WINDER, Anson	0-0	0-0	0-0	0	0	0	1	0	0	0	0	0	1	
23	CALVERT, Cory	2-5	0-1	0-0	0	0	0	3	4	2	1	0	0	12	
33	AUSTIN, Nate	1-6	0-1	2-4	6	2	8	2	4						

Official Basketball Box Score -- Game Totals -- Final Statistics
UTSA vs BYU
11/21/12 7:05 pm at Provo, Utah, Marriott Center

UTSA 62 • 3-2, 0-0 WAC

#	Player	Total		3-Ptr		Rebounds			PF	TP	A	TO	Blk	Stl	Min
		FG-FGA	FG-FGA	FT-FTA	FT-FTA	Off	Def	Tot							
03	Wilkins, Larry	* 2-6	0-0	0-0	0	1	1	3	4	3	2	0	0	0	26
11	Hale III, Michael	* 4-8	2-4	3-4	0	2	2	1	13	4	4	0	2	40-	
12	Hill, Jeremie	* 5-17	1-4	1-2	0	6	6	4	12	0	1	0	1	37	
22	Burrage, Kannon	* 9-21	0-4	4-4	0	3	3	1	22	2	1	0	1	37	
32	Sims, Jordan	* 2-3	1-2	0-0	0	2	2	1	5	1	0	0	4	23	
00	Price, A.J.	0-0	0-0	0-0	0	1	1	0	0	0	0	0	0	8	
02	Thomas, Hyjii	1-2	0-0	0-1	0	2	2	1	2	0	1	0	0	11	
10	Hines, Jeremy	0-0	0-0	0-0	0	0	0	0	0	0	0	0	0	0+	
20	McGregor, Edrico	1-3	0-0	2-2	1	0	1	5	4	0	1	0	0	11	
42	Wood, Tyler	0-1	0-1	0-0	0	0	0	0	0	0	1	0	1	7	
	Team				2	1	3								
	Totals	24-61	4-15	10-13	3	18	21	16	62	10	11	0	9	200	

FG % 1st Half: 11-28 39.3% 2nd half: 13-33 39.4% Game: 24-61 39.3% Deadball Rebounds 1
 3FG % 1st Half: 1-5 20.0% 2nd half: 3-10 30.0% Game: 4-15 26.7%
 FT % 1st Half: 5-8 62.5% 2nd half: 5-5 100.0% Game: 10-13 76.9%

BYU 81 • 3-2, 0-0 WCC

#	Player	Total		3-Ptr		Rebounds			PF	TP	A	TO	Blk	Stl	Min
		FG-FGA	FG-FGA	FT-FTA	FT-FTA	Off	Def	Tot							
00	DAVIES, Brandon	* 7-13	0-0	8-8	3	7	10	3	22	3	6	1	0	26	
03	HAWS, Tyler	* 8-16	2-4	2-2	2	4	6	1	20	3	3	0	0	35	
10	CARLINO, Matt	* 1-8	0-2	0-0	2	0	2	1	2	3	1	0	0	10	
12	SHARP, Josh	* 4-5	0-0	0-0	2	4	6	2	8	0	1	1	1	30	
13	ZYLSTRA, Brock	* 2-5	1-3	0-0	0	5	5	0	5	3	0	1	1	32	
01	DELGADO, Raul	1-3	0-0	0-0	0	0	0	1	2	1	0	0	0	6	
02	CUSICK, Craig	3-3	1-1	0-0	0	8	8	1	7	4	3	0	1	29	
05	AMBROSINO, Agustin	2-2	2-2	0-0	1	2	3	2	6	2	3	0	0	9	
20	WINDER, Anson	0-0	0-0	1-2	0	0	0	0	1	0	0	0	0	2	
23	CALVERT, Cory	1-3	0-2	0-0	0	1	1	0	2	0	0	0	1	6	
33	AUSTIN, Nate	0-0	0-0	2-2	1	1	2	2	2	0	1	0	0	7	
42	HARWARD, Ian	2-2	0-0	0-0	1	2	3	2	4	0	0	0	0	8	
	Team				0	2	2								
	Totals	31-60	6-14	13-14	12	36	48	15	81	19	18	2	4	200	

FG % 1st Half: 19-34 55.9% 2nd half: 12-26 46.2% Game: 31-60 51.7% Deadball Rebounds 0
 3FG % 1st Half: 4-8 50.0% 2nd half: 2-6 33.3% Game: 6-14 42.9%
 FT % 1st Half: 6-6 100.0% 2nd half: 7-8 87.5% Game: 13-14 92.9%

Officials: Donald McAllister, Justin Van Duyn, Tom Nally
 Technical fouls: UTSA-None, BYU-None.
 Attendance: 16475

Score by periods	1st	2nd	Total
UTSA	28	34	62
BYU	48	33	81

Last FG - UTSA 2nd-00:39, BYU 2nd-02:30.
 Largest lead - UTSA by 2 1st-16:52, BYU by 23 1st-01:54.

Score tied - 4 times.
 Lead changed - 8 times.

Official Basketball Box Score -- Game Totals -- Final Statistics
Cal State Northridge vs BYU
11/24/12 7:05 pm at Provo, Utah, Marriott Center

Cal State Northridge 75 • 6-1, 0-0

#	Player	Total		3-Ptr		Rebounds			PF	TP	A	TO	Blk	Stl	Min
		FG-FGA	FG-FGA	FT-FTA	FT-FTA	Off	Def	Tot							
00	Greene, Josh	* 4-12	3-7	2-2	1	1	2	1	13	2	1	0	0	30	
03	Hicks, Stephan	* 7-13	2-2	9-11	3	5	8	3	25	1	1	0	1	33	
21	Maxwell, Stephen	* 8-13	0-0	1-2	2	3	5	4	17	3	3	0	1	24	
25	Guei, Allan	* 2-4	0-0	0-0	0	3	3	0	4	0	0	0	0	26	
35	Hale-Edmerson, Tre	* 0-2	0-1	0-1	2	1	3	2	0	5	2	0	0	26	
02	Drew, Landon	2-6	0-1	0-0	0	1	1	4	4	3	2	0	0	14	
12	Johnson, Donovan	0-3	0-0	0-0	0	1	1	1	0	0	1	0	0	12	
22	Tilford, Morgan	0-0	0-0	0-2	0	4	4	2	0	2	0	0	0	7	
30	Williams, Trevone	2-7	0-2	2-2	1	5	6	2	6	1	1	0	0	17	
32	Perry, Brandon	2-4	0-0	2-2	1	0	1	4	6	0	0	0	0	11	
	Team				2	1	3								
	Totals	27-64	5-13	16-22	13	24	37	23	75	15	13	0	5	200	

FG % 1st Half: 13-28 46.4% 2nd half: 14-36 38.9% Game: 27-64 42.2% Deadball Rebounds 3
 3FG % 1st Half: 0-3 0.0% 2nd half: 5-10 50.0% Game: 5-13 38.5%
 FT % 1st Half: 14-18 77.8% 2nd half: 2-4 50.0% Game: 16-22 72.7%

BYU 87 • 4-2, 0-0

#	Player	Total		3-Ptr		Rebounds			PF	TP	A	TO	Blk	Stl	Min
		FG-FGA	FG-FGA	FT-FTA	FT-FTA	Off	Def	Tot							
00	DAVIES, Brandon	* 5-10	0-0	2-2	1	7	8	3	12	3	1	1	1	29	
02	CUSICK, Craig	* 2-6	1-4	0-0	1	2	3	0	5	2	2	0	1	33	
03	HAWS, Tyler	* 9-17	2-4	12-12	3	3	6	2	32	1	2	0	0	33	
05	AMBROSINO, Agustin	* 1-2	0-1	0-0	0	1	1	3	2	0	1	0	0	7	
13	ZYLSTRA, Brock	* 4-9	2-5	4-5	0	7	7	4	14	5	2	1	2	36	
10	CARLINO, Matt	4-9	0-2	0-0	2	0	2	1	8	6	1	0	1	20	
12	SHARP, Josh	4-7	0-0	1-2	1	2	3	3	9	1	2	2	0	23	
20	WINDER, Anson	0-0	0-0	0-0	0	0	0	0	0	0	0	0	0	7	
33	AUSTIN, Nate	1-2	0-0	1-4	2	3	5	1	3	0	0	1	0	8	
42	HARWARD, Ian	0-2	0-0	2-2	1	0	1	2	2	0	1	0	0	4	
	Team				1	2	3								
	Totals	30-64	5-16	22-27	12	27	39	19	87	18	12	5	5	200	

FG % 1st Half: 14-33 42.4% 2nd half: 16-31 51.6% Game: 30-64 46.9% Deadball Rebounds 3
 3FG % 1st Half: 1-9 11.1% 2nd half: 4-7 57.1% Game: 5-16 31.3%
 FT % 1st Half: 17-19 89.5% 2nd half: 5-8 62.5% Game: 22-27 81.5%

Officials: Michael Greenstein, Kurt Walker, Milton Stowe
 Technical fouls: Cal State Northridge-Greene, Josh, BYU-ZYLSTRA, Brock;
 DAVIES, Brandon.
 Attendance: 20900
 Marriott Center sellout

Score by periods	1st	2nd	Total
Cal State Northridge	40	35	75
BYU	46	41	87

Last FG - CSUN 2nd-04:01, BYU 2nd-00:35.
 Largest lead - CSUN by 4 1st-12:24, BYU by 12 2nd-00:20.

Score tied - 9 times.
 Lead changed - 4 times.

Official Basketball Box Score -- Game Totals -- Final Statistics
Montana vs BYU
11/28/12 7:05 pm at Salt Lake City UT Energy Solutions Arena

Montana 60 • 3-2, 0-0 Big Sky

#	Player	Total		3-Ptr		Rebounds			PF	TP	A	TO	Blk	Stl	Min
		FG-FGA	FG-FGA	FT-FTA	FT-FTA	Off	Def	Tot							
02	HENDERSON, Kevin	* 0-2	0-1	0-0	0	0	0	0	0	0	0	0	0	14	
20	DESHIELDS, Keron	* 3-8	1-1	5-5	1	2	3	2	12	2	3	0	0	26	
32	JAMAR, Kareem	* 6-11	1-2	4-6	1	8	9	1	17	2	2	0	0	35	
40	WARD, Mathias	* 3-8	0-3	1-2	0	1	1	5	7	0	3	0	0	19	
41	MARTIN, Andy	* 0-2	0-0	6-6	1	2	3	5	6	0	2	1	0	19	
10	GREGORY, Jordan	3-7	2-4	0-0	1	2	3	1	8	3	1	0	2	32	
12	WILEY, Jake	0-1	0-0	0-0	0	2	2	2	0	0	1	0	0	11	
15	EMERSON, Nick	0-0	0-0	0-0	0	0	0	0	0	0	0	0	0	2	
24	COLEMAN, Spencer	1-5	1-3	0-2	0	2	2	5	3	1	2	0	1	18	
33	WEISNER, Mike	3-5	1-2	0-0	0	2	2	1	7	0	3	1	1	24	
	Team				5	0	5								
	Totals	19-49	6-16	16-21	9	21	30	22	60	8	17	2	4	200	

FG % 1st Half: 12-25 48.0% 2nd half: 7-24 29.2% Game: 19-49 38.8% Deadball Rebounds 3
 3FG % 1st Half: 4-9 44.4% 2nd half: 2-7 28.6% Game: 6-16 37.5%
 FT % 1st Half: 3-4 75.0% 2nd half: 13-17 76.5% Game: 16-21 76.2%

BYU 85 • 5-2, 0-0 WCC

#	Player	Total		3-Ptr		Rebounds			PF	TP	A	TO	Blk	Stl	Min
		FG-FGA	FG-FGA	FT-FTA	FT-FTA	Off	Def	Tot							
00	DAVIES, Brandon	* 6-13	0-1	9-17	3	7	10	0	21	6	1	2	4	33	
02	CUSICK, Craig	* 2-6	2-5	0-0	0	3	3	3	6	2	0	0	3	27	
03	HAWS, Tyler	* 6-12	1-4	5-6	0	2	2	0	18	3	3	1	1	31	
12	SHARP, Josh	* 6-8	0-0	1-2	5	3	8	3	13	0	1	0	0	25	
13	ZYLSTRA, Brock	* 3-6	2-5	0-0	1	4	5	4	8	2	1	0	1	28	
01	DELGADO, Raul	2-3	1-2	0-0	0	0	0	2	5	1	0	0	1	10	
05	AMBROSINO, Agustin	2-2	2-2	0-0	1	0									

Official Basketball Box Score -- Game Totals -- Final Statistics
UTAH vs BYU
12/08/12 7:05 pm at Provo, Utah, Marriott Center

UTAH 58 • 6-3, 0-0 Pac 12

#	Player	Total		3-Ptr		Rebounds			PF	TP	A	TO	Blk	Stl	Min
		FG-FGA	FT-FTA	FG-FGA	FT-FTA	Off	Def	Tot							
01	Dean, Glen	* 3-10	3-6	1-2	0	4	4	1	10	3	3	0	0	32	
05	DuBois, Jarred	* 1-8	0-6	2-4	0	2	2	4	4	2	6	0	1	33	
21	Loveridge, Jordan	* 5-11	1-2	3-3	0	0	0	1	14	1	0	1	0	36	
31	Bachynski, Dallin	* 2-3	0-0	3-4	2	7	9	4	7	2	2	1	0	16	
43	Martin, Cedric	* 0-4	0-2	0-0	2	4	6	3	0	2	0	0	2	25	
02	Dotson, Aaron	2-3	0-1	0-0	0	0	0	1	4	2	1	0	0	9	
03	Seymour, Justin	1-6	1-5	2-2	0	6	6	2	5	0	2	0	0	18	
10	Lenz, Renan	1-2	1-1	2-2	0	1	1	3	5	0	0	0	0	8	
42	Washburn, Jason	4-5	0-0	1-1	3	4	7	2	9	0	1	2	0	23	
Team					2	3	5								
Totals		19-52	6-23	14-18	9	31	40	21	58	12	15	4	3	200	

FG % 1st Half: 13-28 46.4% 2nd half: 6-24 25.0% Game: 19-52 36.5% Deadball Rebounds 2
 3FG % 1st Half: 3-8 37.5% 2nd half: 3-15 20.0% Game: 6-23 26.1%
 FT % 1st Half: 6-7 85.7% 2nd half: 8-11 72.7% Game: 14-18 77.8%

BYU 61 • 6-3, 0-0 WCC

#	Player	Total		3-Ptr		Rebounds			PF	TP	A	TO	Blk	Stl	Min
		FG-FGA	FT-FTA	FG-FGA	FT-FTA	Off	Def	Tot							
00	DAVIES, Brandon	* 4-10	0-0	3-6	4	2	6	3	11	0	3	3	2	33	
02	CUSICK, Craig	* 2-6	2-5	2-2	0	0	0	2	8	2	2	0	2	29	
03	HAWS, Tyler	* 2-10	0-3	10-10	2	4	6	2	14	1	1	0	1	34	
12	SHARP, Josh	* 1-6	0-1	0-2	3	6	9	4	2	0	0	0	2	31	
13	ZYLSTRA, Brock	* 0-6	0-4	0-0	0	5	5	1	0	1	3	0	0	21	
01	DELGADO, Raul	0-1	0-1	0-0	1	0	1	0	0	0	0	0	0	1	
10	CARLINO, Matt	7-13	5-10	0-0	0	3	3	2	19	5	2	0	3	30	
20	WINDER, Anson	1-4	0-2	1-2	0	1	1	0	3	0	0	0	0	8	
33	AUSTIN, Nate	1-4	0-0	0-0	1	2	3	1	2	0	0	0	0	9	
42	HARWARD, Ian	1-1	0-0	1-1	2	0	2	1	2	0	0	0	0	4	
Team					3	3	6								
Totals		19-61	7-26	16-23	16	26	42	16	61	9	11	3	10	200	

FG % 1st Half: 9-31 29.0% 2nd half: 10-30 33.3% Game: 19-61 31.1% Deadball Rebounds 2
 3FG % 1st Half: 3-14 21.4% 2nd half: 4-12 33.3% Game: 7-26 26.9%
 FT % 1st Half: 5-6 83.3% 2nd half: 11-17 64.7% Game: 16-23 69.6%

Officials: Mike Scyphers, Randy McCall, Ken Ditty
 Technical fouls: UTAH-None. BYU-DAVIES, Brandon.
 Attendance: 16109

Score by periods	1st	2nd	Total
UTAH	35	23	58
BYU	26	35	61

Last FG - UTAH 2nd-07:05, BYU 2nd-02:47.
 Largest lead - UTAH by 12 1st-02:59, BYU by 3 2nd-00:16.

Score tied - 6 times.
 Lead changed - 5 times.

Official Basketball Box Score -- Game Totals -- Final Statistics
BYU vs Weber State
12/15/12 7:00 p.m. at Ogden, Utah (Dee Events Center)

BYU 78 • 7-3

#	Player	Total		3-Ptr		Rebounds			PF	TP	A	TO	Blk	Stl	Min
		FG-FGA	FT-FTA	FG-FGA	FT-FTA	Off	Def	Tot							
03	HAWS, Tyler	f 6-15	1-2	10-10	2	4	6	2	23	3	1	1	2	38	
12	SHARP, Josh	f 0-0	0-0	0-0	0	2	2	4	0	1	0	0	0	8	
00	DAVIES, Brandon	c 14-17	0-0	5-6	2	6	8	2	33	1	3	1	0	36	
02	CUSICK, Craig	g 1-3	0-1	0-0	0	4	4	3	2	1	0	0	0	23	
10	CARLINO, Matt	g 3-7	0-3	0-0	0	4	4	3	6	2	6	0	1	30	
01	DELGADO, Raul	1-2	0-1	0-0	0	2	2	2	2	0	0	0	2	12	
05	AMBROSINO, Agustin	0-1	0-1	0-0	0	0	0	0	0	0	0	0	0	8	
13	ZYLSTRA, Brock	0-2	0-1	0-0	1	1	2	0	0	0	1	0	0	11	
23	CALVERT, Cory	3-4	1-1	2-2	0	1	1	1	9	0	1	0	0	10	
33	AUSTIN, Nate	1-2	0-0	1-2	3	3	6	3	3	0	0	0	0	20	
42	HARWARD, Ian	0-1	0-0	0-0	1	0	1	0	0	0	1	0	1	4	
Team					0	0	0								
Totals		29-54	2-10	18-20	9	27	36	20	78	10	13	2	6	200	

FG % 1st Half: 12-25 48.0% 2nd half: 17-29 58.6% Game: 29-54 53.7% Deadball Rebounds 1
 3FG % 1st Half: 0-4 0.0% 2nd half: 2-6 33.3% Game: 2-10 20.0%
 FT % 1st Half: 12-12 100.0% 2nd half: 6-8 75.0% Game: 18-20 90.0%

Weber State 68 • 4-3

#	Player	Total		3-Ptr		Rebounds			PF	TP	A	TO	Blk	Stl	Min
		FG-FGA	FT-FTA	FG-FGA	FT-FTA	Off	Def	Tot							
13	OTIS, Frank	f 3-4	0-0	0-1	2	5	7	1	6	1	3	0	0	25	
15	BERRY, Davion	f 10-14	1-4	4-5	0	2	2	3	25	2	2	0	2	30	
44	TRENAK, Kyle	c 1-4	0-0	2-5	1	1	2	3	4	0	2	0	0	17	
04	BAMFORTH, Scott	g 1-8	1-5	0-2	0	1	1	2	3	3	1	0	0	28	
05	RICHARDSON, Jordan	g 3-9	2-7	0-0	0	2	2	1	8	2	0	0	0	29	
00	WHEELWRIGHT, Gelaun	4-9	0-3	4-4	1	1	2	3	12	3	1	0	1	20	
21	BOLOMBOY, Joel	3-5	0-0	1-4	3	4	7	3	7	0	1	1	0	27	
32	WILLIAMS, Royce	0-0	0-0	3-4	0	0	0	1	3	0	0	0	0	12	
45	HAJEK, James	0-3	0-0	0-0	3	1	4	2	0	0	1	0	1	12	
Team					1	0	1								
Totals		25-56	4-19	14-25	11	17	28	19	68	11	11	1	4	200	

FG % 1st Half: 11-27 40.7% 2nd half: 14-29 48.3% Game: 25-56 44.6% Deadball Rebounds 4
 3FG % 1st Half: 2-12 16.7% 2nd half: 2-7 28.6% Game: 4-19 21.1%
 FT % 1st Half: 2-9 22.2% 2nd half: 12-16 75.0% Game: 14-25 56.0%

Officials: Horace Shields, Klaus Endrissat, Deldre Carr
 Technical fouls: BYU-None. Weber State-None.
 Attendance: 8695

Score by periods	1st	2nd	Total
BYU	36	42	78
Weber State	26	42	68

Last FG - BYU 2nd-00:40, WSU 2nd-00:32.
 Largest lead - BYU by 15 2nd-06:01, WSU by 2 1st-17:20.

Score tied - 3 times.
 Lead changed - 2 times.

Official Basketball Box Score -- Game Totals -- Final Statistics
Eastern New Mexico vs BYU
12/18/12 7:05 pm at Provo, Utah, Marriott Center

Eastern New Mexico 62 • 5-6, 0-0 LSC

#	Player	Total		3-Ptr		Rebounds			PF	TP	A	TO	Blk	Stl	Min
		FG-FGA	FT-FTA	FG-FGA	FT-FTA	Off	Def	Tot							
01	BLACKMON, Rodney	* 5-12	2-3	2-2	0	1	1	3	14	6	6	0	1	32	
04	LOVE, Rafael	* 1-6	1-6	0-0	1	3	4	0	3	0	1	0	1	29	
10	LANTZ, Kyle	* 0-3	0-1	0-0	0	2	2	0	0	0	0	0	2	18	
11	HARDWELL, Dennis	* 3-8	1-2	2-2	1	3	4	0	9	3	1	0	1	21	
20	MCFARLAND, Greg	* 4-7	0-2	0-0	2	1	3	3	8	2	2	0	0	24	
03	HOULIHAN, Dylan	0-2	0-2	0-0	0	2	2	0	1	0	0	0	0	7	
22	ROMERO, Jordan	4-9	4-9	0-0	1	4	5	2	12	1	1	0	0	23	
23	DE LA CERDA, Deyton	0-3	0-1	0-0	1	1	2	0	0	0	0	0	0	12	
24	AWOYE, Jordan	0-3	0-1	0-0	0	1	1	3	0	1	0	0	0	10	
30	DOMINGO, Lawrence	4-8	0-0	2-5	1	4	5	1	10	1	3	0	0	16	
32	HENRY, Phil	3-5	0-0	0-1	0	1	1	3	6	0	1	0	0	8	
Team					4	3	7								
Totals		24-66	8-27	6-10	11	26	37	19	62	15	15	0	4	200	

FG % 1st Half: 12-32 37.5% 2nd half: 12-34 35.3% Game: 24-66 36.4% Deadball Rebounds 1
 3FG % 1st Half: 5-15 33.3% 2nd half: 3-12 25.0% Game: 8-27 29.6%
 FT % 1st Half: 0-4 0.0% 2nd half: 6-6 100.0% Game: 6-10 60.0%

BYU 95 • 8-3, 0-0 WCC

#	Player	Total		3-Ptr		Rebounds			PF	TP	A	TO	Blk	Stl	Min
		FG-FGA	FT-FTA	FG-FGA	FT-FTA	Off	Def	Tot							
00	DAVIES, Brandon	* 6-10	1-1	4-5	1	5	6	1	17	3	0	2	1	21	
02	CUSICK, Craig	* 3-5	2-4	0-0	0	5	5	1	8	6	1	0	2	21	
03	HAWS, Tyler	* 9-15	1-4	0-0	1	4	5	0	19	1	2	0	2	26	
10	CARLINO, Matt	* 1-3	1-2	0-0	1	1	2	1	3	3	2	0	3	16	
33	AUSTIN, Nate	* 2-4	1-2	0-0	2	1	3	2	5	4	1	1	1	15	
01	DELGADO, Raul	2-6	0-2	0-1	1	5	6	3	4	3	3	0	2	16	
05	AMBROSINO, Agustin	6-13	1-5	1-2	2	6	8	2	14	2	0	0	0	22	
12	SHARP, Josh	2-3	0-0	2-2	2	1	3	2	6	0	0	0	0	13	
13	ZYLSTRA, Brock	2-3	1-1												

Official Basketball Box Score -- Game Totals -- Final Statistics
Northern Arizona vs BYU
12/27/12 7:05 pm at Provo, Utah, Marriott Center

Northern Arizona 54 • 4-8, 1-1

##	Player	Total			3-Ptr			Rebounds			PF	TP	A	TO	Blk	Stl	Min
		FG-FGA	FG-FGA	FT-FTA	FG-FGA	FG-FGA	FT-FTA	Off	Def	Tot							
20	BEWERNICK, Gaellan	f	2-4	0-0	0-0	3	4	7	2	4	1	0	0	0	22		
33	JACOBSEN, Max	f	3-6	0-0	0-0	1	1	2	1	6	0	2	0	2	21		
11	ROGERS, Gabe	g	2-13	0-6	4-5	1	2	3	0	8	3	10	0	0	32		
12	RUSSELL, DeWayne	g	4-14	1-3	0-0	0	0	0	3	9	1	4	0	1	27		
21	SALDIVAR, Stallon	g	3-6	2-3	0-0	1	8	9	2	8	4	3	0	3	35		
01	HAMILTON, Blake		0-1	0-1	0-0	0	0	0	0	0	0	0	0	0	0		
02	DUNN, Michael		7-9	1-3	2-2	0	4	4	2	17	1	2	0	1	19		
10	HEINE, Chris		0-0	0-0	0-0	0	0	0	0	0	0	0	0	1	2		
23	FLORES, Luis		0-2	0-2	0-0	0	0	0	0	0	0	0	0	0	4		
30	GOSAR, Bryce		0-0	0-0	0-0	0	0	0	0	0	0	1	0	0	2		
34	MARTIN, Jordyn		0-1	0-0	0-1	0	4	4	5	0	2	0	0	0	22		
42	EKANEM, Ephraim		1-4	0-0	0-2	0	8	8	0	2	0	0	1	2	14		
	Team					3	1	4									
	Totals		22-60	4-18	6-10	9	32	41	15	54	10	24	2	10	200		

FG % 1st Half: 9-30 30.0% 2nd half: 13-30 43.3% Game: 22-60 36.7% Deadball Rebounds 1
 3FG % 1st Half: 2-9 22.2% 2nd half: 2-9 22.2% Game: 4-18 22.2%
 FT % 1st Half: 3-3 100.0 2nd half: 3-7 42.9% Game: 6-10 60.0%

BYU 84 • 9-4, 0-0

##	Player	Total			3-Ptr			Rebounds			PF	TP	A	TO	Blk	Stl	Min
		FG-FGA	FG-FGA	FT-FTA	FG-FGA	FG-FGA	FT-FTA	Off	Def	Tot							
00	DAVIES, Brandon	f	13-16	0-1	1-1	1	9	10	2	27	1	2	1	3	26		
12	SHARP, Josh	f	1-3	0-0	0-0	0	4	4	0	2	1	1	0	0	13		
03	HAWS, Tyler	g	5-10	3-4	2-2	3	1	4	1	15	4	3	0	2	25		
10	CARLINO, Matt	g	3-9	0-1	0-0	0	2	2	1	6	6	3	0	2	18		
13	ZYLSTRA, Brock	g	2-4	0-1	2-3	2	2	4	1	6	2	0	1	3	19		
01	DELGADO, Raul		4-7	3-5	0-0	0	0	0	0	11	2	0	2	1	17		
02	CUSICK, Craig		0-3	0-3	0-0	0	2	2	2	0	0	1	0	2	13		
05	AMBROSINO, Agustin		3-7	2-6	0-2	0	4	4	1	8	2	0	0	1	23		
20	WINDER, Anson		0-2	0-2	1-2	0	3	3	2	1	2	1	0	1	17		
23	CALVERT, Cory		1-4	0-2	1-3	1	0	1	0	3	0	1	0	0	12		
33	AUSTIN, Nate		0-3	0-0	5-6	2	2	4	1	5	0	0	0	0	12		
42	HARWARD, Ian		0-1	0-0	0-0	1	0	1	1	0	0	1	0	0	5		
	Team					1	3	4									
	Totals		32-69	8-25	12-19	11	32	43	12	84	20	13	4	15	200		

FG % 1st Half: 19-36 52.8% 2nd half: 13-33 39.4% Game: 32-69 46.4% Deadball Rebounds 1
 3FG % 1st Half: 4-12 33.3% 2nd half: 4-13 30.8% Game: 8-25 32.0%
 FT % 1st Half: 6-7 85.7% 2nd half: 6-12 50.0% Game: 12-19 63.2%

Officials: Michael Scyphers, Tony Padilla, Mark Cook
 Technical fouls: Northern Arizona-None. BYU-None.
 Attendance: 17342

Score by periods	1st	2nd	Total
Northern Arizona	23	31	54
BYU	48	36	84

Last FG - NAU 2nd-04:56, BYU 2nd-05:51.
 Largest lead - NAU by 2 1st-16:46, BYU by 38 2nd-10:16.

	In	Off	2nd	Fast	Bench
Points	18	6	8	6	19
NAU	40	18	11	15	28

Score tied - 1 time.
 Lead changed - 4 times.

Official Basketball Box Score -- Game Totals -- Final Statistics
Virginia Tech vs BYU
12/29/12 12:05 pm at Salt Lake City, Utah, EnergySolutions

Virginia Tech 71 • 9-3, 0-0

##	Player	Total			3-Ptr			Rebounds			PF	TP	A	TO	Blk	Stl	Min
		FG-FGA	FG-FGA	FT-FTA	FG-FGA	FG-FGA	FT-FTA	Off	Def	Tot							
01	Robert Brown	*	5-12	0-4	3-4	0	5	5	3	13	1	2	0	1	28		
04	Cadarian Raines	*	0-2	0-0	0-6	2	3	5	4	0	0	1	0	1	22		
11	Erick Green	*	4-17	0-5	4-6	0	1	1	0	12	6	2	0	1	31		
31	Jarell Eddie	*	5-12	1-4	6-6	2	5	7	2	17	2	2	2	0	30		
42	C.J. Barksdale	*	1-1	0-0	0-0	0	0	0	1	2	0	1	1	0	8		
02	Joey van Zegezen		3-4	0-0	1-4	3	1	4	4	7	0	3	1	2	18		
05	Marcus Patrick		0-1	0-0	0-2	0	1	1	1	0	0	0	0	0	2		
10	Marquis Rankin		0-2	0-2	2-2	0	0	0	2	2	0	0	0	0	14		
14	Greg Donlon		0-0	0-0	1-2	0	0	0	0	1	0	0	0	0	2		
22	Christian Beyer		4-6	0-0	1-2	6	5	11	2	9	2	3	0	0	23		
24	Joey Racer		1-1	0-0	0-0	0	0	0	0	2	0	0	0	0	6		
25	Will Johnston		1-5	1-5	3-4	0	0	1	0	6	0	1	0	1	16		
	Team					4	0	4									
	Totals		24-63	2-20	21-38	17	22	39	19	71	11	15	4	6	200		

FG % 1st Half: 10-33 30.3% 2nd half: 14-30 46.7% Game: 24-63 38.1% Deadball Rebounds 11
 3FG % 1st Half: 1-8 12.5% 2nd half: 1-12 8.3% Game: 2-20 10.0%
 FT % 1st Half: 10-19 52.6% 2nd half: 11-19 57.9% Game: 21-38 55.3%

BYU 97 • 9-4, 0-0

##	Player	Total			3-Ptr			Rebounds			PF	TP	A	TO	Blk	Stl	Min
		FG-FGA	FG-FGA	FT-FTA	FG-FGA	FG-FGA	FT-FTA	Off	Def	Tot							
00	DAVIES, Brandon	*	5-7	0-0	7-9	1	3	4	2	17	4	3	0	1	25		
03	HAWS, Tyler	*	14-25	6-8	8-9	0	3	3	2	42	1	1	0	2	35		
10	CARLINO, Matt	*	3-7	0-1	3-4	2	2	4	3	9	2	2	0	1	20		
12	SHARP, Josh	*	3-5	0-1	4-5	1	2	3	2	10	1	0	0	0	24		
13	ZYLSTRA, Brock	*	1-5	0-2	0-0	2	2	4	1	2	4	1	0	0	17		
01	DELGADO, Raul		2-4	1-3	0-0	1	2	3	3	5	0	1	0	1	17		
02	CUSICK, Craig		0-2	0-2	0-0	0	2	2	1	0	3	1	0	0	12		
05	AMBROSINO, Agustin		0-2	0-1	0-0	1	0	1	1	0	0	1	0	0	5		
20	WINDER, Anson		0-1	0-0	0-0	0	1	1	2	0	1	1	0	0	4		
23	CALVERT, Cory		1-2	0-0	2-2	1	2	3	2	4	2	2	0	1	16		
33	AUSTIN, Nate		3-7	0-1	0-0	3	5	8	5	6	0	1	0	0	17		
42	HARWARD, Ian		1-4	0-0	0-0	2	3	5	1	2	0	3	0	0	8		
	Team					6	1	7									
	Totals		33-71	7-19	24-29	20	28	48	25	97	18	17	0	6	200		

FG % 1st Half: 18-30 60.0% 2nd half: 15-41 36.6% Game: 33-71 46.5% Deadball Rebounds 1
 3FG % 1st Half: 7-14 50.0% 2nd half: 0-5 0.0% Game: 7-19 36.8%
 FT % 1st Half: 13-16 81.3% 2nd half: 11-13 84.6% Game: 24-29 82.8%

Officials: Tommy Nunez, Jimmy Casas, Horace Shields
 Technical fouls: Virginia Tech-TEAM. BYU-None.
 Attendance: 15684

Score by periods	1st	2nd	Total
Virginia Tech	31	40	71
BYU	56	41	97

Last FG - VT 2nd-00:06, BYU 2nd-02:00.
 Largest lead - VT None, BYU by 32 2nd-15:21.

	In	Off	2nd	Fast	Bench
Points	30	10	10	6	27
VT	40	14	18	7	17

Score tied - 0 times.
 Lead changed - 0 times.

2012-13 SEASON STATISTICS
BYU Combined Team Statistics (as of Dec 29, 2012)
All games

RECORD:	OVERALL	HOME	AWAY	NEUTRAL
ALL GAMES	10-4	7-0	1-2	2-2
CONFERENCE	0-0	0-0	0-0	0-0
NON-CONFERENCE	10-4	7-0	1-2	2-2

#	Player	gp-gs	min	avg	Total		3-Point		F-Throw		Rebounds				pf	dq	a	to	blk	stl	pts	avg	
					fg-fga	fg%	3fg-fga	3fg%	ft-fta	ft%	off	def	tot	avg									
03	HAWS, Tyler	14-14	456	32.6	102-214	.477	22-53	.415	67-71	.944	24	48	72	5.1	20	0	38	33	3	20	293	20.9	
00	DAVIES, Brandon	14-14	394	28.1	101-177	.571	3-8	.375	76-108	.704	30	81	111	7.9	38	0	37	39	22	21	281	20.1	
10	CARLINO, Matt	14-10	327	23.4	42-108	.389	9-41	.220	8-12	.667	11	30	41	2.9	21	0	55	31	0	20	101	7.2	
13	ZYLSTRA, Brock	14-11	318	22.7	32-82	.390	15-45	.333	11-15	.733	8	42	50	3.6	27	0	28	13	2	14	90	6.4	
12	SHARP, Josh	14-11	287	20.5	28-52	.538	0-3	.000	12-18	.667	25	36	61	4.4	33	0	6	11	7	4	68	4.9	
02	CUSICK, Craig	14-7	319	22.8	20-61	.328	13-42	.310	7-11	.636	3	38	41	2.9	21	0	36	20	0	16	60	4.3	
33	AUSTIN, Nate	14-2	197	14.1	22-53	.415	2-6	.333	12-20	.600	29	30	59	4.2	29	2	7	8	7	7	58	4.1	
01	DELGADO, Raul	12-0	128	10.7	15-38	.395	6-19	.316	2-3	.667	5	15	20	1.7	17	0	11	5	2	8	38	3.2	
05	AMBROSINO, Agustin	13-1	120	9.2	15-37	.405	8-25	.320	1-4	.250	6	18	24	1.8	13	0	7	8	2	2	39	3.0	
23	CALVERT, Cory	12-0	110	9.2	13-31	.419	4-12	.333	5-7	.714	2	10	12	1.0	11	0	8	7	0	2	35	2.9	
42	HARWARD, Ian	14-0	77	5.5	8-22	.364	0-0	.000	6-9	.667	10	10	20	1.4	23	1	1	9	2	2	22	1.6	
20	WINDER, Anson	10-0	67	6.7	2-13	.154	0-6	.000	4-8	.500	1	7	8	0.8	6	0	6	3	1	2	8	0.8	
Team												24	27	51								1	
Total.....		14	2800		400-888	.450	82-260	.315	211-286	.738	178	392	570	40.7	259	3	240	188	48	118	1093	78.1	
Opponents.....		14	2800		339-820	.413	81-267	.303	207-300	.690	145	358	503	35.9	259	6	185	211	44	95	966	69.0	

TEAM STATISTICS	BYU	OPP	Date	Opponent	Score	Att.
SCORING	1093	966	11/09/12	TENNESSEE STATE	w 81-66	16283
Points per game	78.1	69.0	11/13/12	GEORGIA STATE	w 80-62	13181
Scoring margin	+9.1	-	11/16/12	vs Florida State	L 70-88	6433
FIELD GOALS-ATT	400-888	339-820	11/17/12	vs Notre Dame	L 68-78	5502
Field goal pct	.450	.413	11/21/12	UTSA	w 81-62	16475
3 POINT FG-ATT	82-260	81-267	11/24/12	CAL STATE NORTHRIDGE	w 87-75	20900
3-point FG pct	.315	.303	11/28/12	vs Montana	w 85-60	12378
3-pt FG made per game	5.9	5.8	12-01-12	at Iowa State	L 62-83	13739
FREE THROWS-ATT	211-286	207-300	12/08/12	UTAH	w 61-58	16109
Free throw pct	.738	.690	12/15/12	at Weber State	w 78-68	8695
F-Throws made per game	15.1	14.8	12/18/12	EASTERN NEW MEXICO	w 95-62	15820
REBOUNDS	570	503	12/21/12	at Baylor	L 64-79	7239
Rebounds per game	40.7	35.9	12/27/12	NORTHERN ARIZONA	w 84-54	17342
Rebounding margin	+4.8	-	12/29/12	vs Virginia Tech	w 97-71	15684
ASSISTS	240	185				
Assists per game	17.1	13.2				
TURNOVERS	188	211				
Turnovers per game	13.4	15.1				
Turnover margin	+1.6	-				
Assist/turnover ratio	1.3	0.9				
STEALS	118	95				
Steals per game	8.4	6.8				
BLOCKS	48	44				
Blocks per game	3.4	3.1				
ATTENDANCE	116110	69670				
Home games-Avg/Game	7-16587	3-9891				
Neutral site-Avg/Game	-	4-9999				

* - Conference game

Score by Periods	1st	2nd	Totals
BYU	559	534	1093
Opponents	460	506	966

Individual Career History vs Loyola Marymount

AUSTIN, Nate

Season	gp-gs	min/avg	Total		3-Point		F-Throws		Rebounds				pf	fo	ast	to	blk	stl	Scoring	
			fg-fga	pct	fg-fga	pct	ft-fta	pct	off	def	tot	avg							pts	avg
2011-12	2-0	25/12.5	4-7	.571	0-2	.000	2-4	.500	4	4	8	4.0	3	0	0	0	0	0	10	5.0
TOTAL	2-0	25/12.5	4-7	.571	0-2	.000	2-4	.500	4	4	8	4.0	3	0	0	0	0	0	10	5.0

CARLINO, Matt

Season	gp-gs	min/avg	Total		3-Point		F-Throws		Rebounds				pf	fo	ast	to	blk	stl	Scoring	
			fg-fga	pct	fg-fga	pct	ft-fta	pct	off	def	tot	avg							pts	avg
2011-12	2-2	54/27.0	4-19	.211	2-14	.143	4-6	.667	2	4	6	3.0	4	0	10	4	0	1	14	7.0
TOTAL	2-2	54/27.0	4-19	.211	2-14	.143	4-6	.667	2	4	6	3.0	4	0	10	4	0	1	14	7.0

CUSICK, Craig

Season	gp-gs	min/avg	Total		3-Point		F-Throws		Rebounds				pf	fo	ast	to	blk	stl	Scoring	
			fg-fga	pct	fg-fga	pct	ft-fta	pct	off	def	tot	avg							pts	avg
2011-12	2-0	35/17.5	3-9	.333	3-5	.600	0-0	.000	0	4	4	2.0	2	0	4	3	0	3	9	4.5
TOTAL	2-0	35/17.5	3-9	.333	3-5	.600	0-0	.000	0	4	4	2.0	2	0	4	3	0	3	9	4.5

DAVIES, Brandon

Season	gp-gs	min/avg	Total		3-Point		F-Throws		Rebounds				pf	fo	ast	to	blk	stl	Scoring	
			fg-fga	pct	fg-fga	pct	ft-fta	pct	off	def	tot	avg							pts	avg
2011-12	2-2	60/30.0	10-20	.500	0-0	.000	9-13	.692	2	17	19	9.5	9	1	4	8	4	0	29	14.5
TOTAL	2-2	60/30.0	10-20	.500	0-0	.000	9-13	.692	2	17	19	9.5	9	1	4	8	4	0	29	14.5

SHARP, Josh

Season	gp-gs	min/avg	Total		3-Point		F-Throws		Rebounds				pf	fo	ast	to	blk	stl	Scoring	
			fg-fga	pct	fg-fga	pct	ft-fta	pct	off	def	tot	avg							pts	avg
2011-12	1-0	2/2.0	0-0	.000	0-0	.000	0-0	.000	0	1	1	1.0	0	0	0	1	0	0	0	0.0
TOTAL	1-0	2/2.0	0-0	.000	0-0	.000	0-0	.000	0	1	1	1.0	0	0	0	1	0	0	0	0.0

WINDER, Anson

Season	gp-gs	min/avg	Total		3-Point		F-Throws		Rebounds				pf	fo	ast	to	blk	stl	Scoring	
			fg-fga	pct	fg-fga	pct	ft-fta	pct	off	def	tot	avg							pts	avg
2011-12	2-0	18/9.0	1-7	.143	0-6	.000	2-2	1.000	0	1	1	0.5	1	0	0	1	0	4	4	2.0
TOTAL	2-0	18/9.0	1-7	.143	0-6	.000	2-2	1.000	0	1	1	0.5	1	0	0	1	0	4	4	2.0

ZYLSTRA, Brock

Season	gp-gs	min/avg	Total		3-Point		F-Throws		Rebounds				pf	fo	ast	to	blk	stl	Scoring	
			fg-fga	pct	fg-fga	pct	ft-fta	pct	off	def	tot	avg							pts	avg
2011-12	2-2	64/32.0	2-8	.250	1-6	.167	2-4	.500	4	7	11	5.5	7	0	3	3	0	2	7	3.5
TOTAL	2-2	64/32.0	2-8	.250	1-6	.167	2-4	.500	4	7	11	5.5	7	0	3	3	0	2	7	3.5