



SAN DIEGO STATE BASKETBALL

2014-15 MEN'S BASKETBALL GAME NOTES

Mike May, SDSU Associate Athletics Director/Media Relations ♦ E-Mail: mmay@mail.sdsu.edu ♦ Office: 619.594.5547 ♦ Cell: 619.957.8372
 Darin Wong, SDSU Assistant Media Relations Director ♦ E-Mail: dwong@mail.sdsu.edu ♦ Office: 619.594.5548 ♦ Cell: 310.489.2378

GAME INFORMATION

Date / Time: Monday, Nov. 24 / 6:30 p.m. HT
Site: Lahaina, Hawaii / Lahaina Civic Center (2,400)
Television: ESPN2 / WatchESPN
Talent: Sean McDonough (play-by-play), Fran Fraschilla (analysis),
SDSU Radio: The Mighty 1090
Talent: Ted Leitner
Live Stats: GoAztecs.com
Series vs. Brigham Young: Brigham Young leads, 48-23
Streak: San Diego State, W1
San Diego: Brigham Young leads, 18-17
Provo: Brigham Young leads, 29-3
Neutral: San Diego State leads, 3-1
Fisher vs. Brigham Young: 11-18
First Meeting: Dec. 19, 1940 - SDSU, 49-45, in San Diego
Last Meeting: March 12, 2011 - SDSU, 72-54, in Las Vegas
Last Season: N/A
This Season: N/A

SCHEDULE / RESULTS

Date	SDSU	Opp.	Opponent (TV)	Time / Result
N.14	16/17	-	^CSUN (FOX Sports San Diego)	W, 79-58
N.18	16/16	25/rv	Utah (ESPN)	W, 53-49
N.20	16/16	-	Bakersfield (FOX Sports San Diego)	7:30 p.m. PT
N.24	16/16	rv/-	#vs. Brigham Young (ESPN2)	6:30 p.m. HT
N.25	-	-	#vs. Pitt/at Chaminade (ESPN2/ESPN)	TBD
N.26	-	-	#vs. TBD (ESPN Networks)	TBD
D.4	-	-	San Diego (ESPNU)	8 p.m. PT
D.7	-	-	at Washington (Pac-12 Network)	6 p.m. PT
D.10	-	-	Long Beach State (ESPN3)	7 p.m. PT
D.17	-	-	at Cincinnati (ESPN2)	9 p.m. ET
D.20	-	-	Ball State (Campus Insiders/MW Network)	7 p.m. PT
D.22	-	-	UC Riverside (FOX Sports San Diego)	8 p.m. PT
D.27	-	-	San Diego Christian (FOX Sports San Diego)	7 p.m. PT
D.31	-	-	*Air Force (ESPN3)	2 p.m. PT
J.3	-	-	*at Fresno State (ESPNU)	TBD
J.6	-	-	*New Mexico (CBSSN)	8 p.m. PT
J.14	-	-	*at Wyoming (ESPN2)	9 p.m. MT
J.17	-	-	*UNLV (CBSSN)	3 p.m. PT
J.20	-	-	*at Air Force (CBSSN)	7:45 p.m. MT
J.24	-	-	*at Colorado State (ESPNU or ESPN3)	8 p.m. MT
J.27	-	-	*Fresno State (CBSSN)	6:15 p.m. PT
J.31	-	-	*Utah State (CBSSN)	5 p.m. PT
F.4	-	-	*at Nevada (ESPN3)	7 p.m. PT
F.8	-	-	*at Boise State (CBSSN)	4 p.m. MT
F.11	-	-	*Wyoming (CBSSN)	8 p.m. PT
F.14	-	-	*Colorado State (CBSSN)	5 p.m. PT
F.17	-	-	*at New Mexico (CBSSN)	7:45 p.m. MT
F.21	-	-	*at San José State (ESPN3)	7 p.m. PT
F.28	-	-	*Boise State (ESPN2 or ESPNU)	TBD
M.4	-	-	*at UNLV (CBSSN)	8 p.m. PT
M.7	-	-	*Nevada (CBSSN)	7:15 p.m. PT
M.12-13	-	-	+at MW Championship	TBD

^ - EA SPORTS Maui Invitational Opening Round (Campus Sites)
 # - EA SPORTS Maui Invitational Championship Round (Lahaina, Hawaii)
 * - Mountain West game
 + - Thomas & Mack Center (Las Vegas, Nev.)

GAME 4



#16/16 SAN DIEGO STATE AZTECS

Record: 3-0 (0-0 Mountain West)
Head Coach: Steve Fisher
Career Record: 499-258 (24 Full Seasons), **Record at San Diego State:** 315-176 (16 Seasons)



BRIGHAM YOUNG COUGARS

Record: 3-0 (0-0 West Coast)
Head Coach: Dave Rose
Career Record: 235-78 (10 Seasons), **Record at Brigham Young:** 235-78 (10 Seasons)

NEWS AND NOTES

- San Diego State is looking to improve to 4-0 for just the fourth time under Steve Fisher and for the seventh time in its Division I history, which dates to the 1970-71 season.
- Steve Fisher, who had three additional years added to his contract on Wednesday (taking him through 2017-18), is on the verge of tying the school record for most wins by an Aztec head coach. The 16th-year coach has 315 victories while at SDSU and George Ziegenfuss, who held the position for 21 seasons (1948-69), has 316 wins to his credit (316-229).
- San Diego State is returning to the EA SPORTS Maui Invitational for the first time since 2003, when it finished in third place. The Aztecs defeated Ohio State and fell to Dayton before downing Chaminade on the final day.
- SDSU and Brigham Young are sharing the hardwood for the first time since 2010-11 when the schools were members of the Mountain West. The last time they met, the Aztecs beat the Cougars in the MW championship game, 72-54, to earn the league's automatic bid to the NCAA tournament.
- In 2010-11, the teams were the class of the Mountain West as they both went 14-2 in league action to share the regular-season title. In the NCAA tournament, both schools advanced to the Sweet 16. SDSU finished 34-3 and BYU turned in a 32-5 record.
- The Aztecs have won the last two meetings with the Cougars on neutral courts, picking up the aforementioned win at the MW tournament and defeating them in the MW semifinals in 2009 in Las Vegas. Overall, San Diego State is 3-1 at neutral sites vs. BYU.
- SDSU has gone undefeated in four of its last five multiple-game in-season events, including last season's 3-0 effort at the DIRECTV Wooden Legacy in Fullerton and Anaheim, California. At the Wooden event, the unranked Aztecs beat College of Charleston before upsetting No. 20/18 Creighton and No. 25/- Marquette.
- Since the 2006-07 Shamrock Invitational in Moraga, California, San Diego State has had a clean sheet at multiple-game in-season events seven times (out of nine total events).
- The last time SDSU was in Hawaii was in 2012-13 for the Hawaiian Airlines Diamond Head Classic. The Aztecs advanced to the title game after wins over San Francisco and Indiana State, before falling to No. 3/3 Arizona in the final seconds (L, 67-68).
- San Diego State enters the tournament as one of the top defensive teams in the country. Through Nov. 20 games, the Aztecs rank fifth in scoring defense (44.7), tied for sixth in three-point field-goal percentage defense (.176), 15th in effective field-goal percentage defense (.345) and 25th nationally in field-goal percentage defense (.317).
- The Aztecs won their 43rd straight game vs. schools from California on Thursday with their 51-27 victory over Bakersfield.
- The 27 points allowed were the fewest given up in Division I basketball this season and the fewest in SDSU's Division I history. The total was also the fewest in school history since San Diego State beat Whittier, 39-27, on Dec. 3, 1949.
- SDSU limited the Roadrunners to 21.4-percent shooting, which was the fifth-lowest effort in Division I this season.
- San Diego State held Bakersfield to 12 first-half points, which was tied for the fifth-lowest first-half scoring output this season. The Aztecs also held the Roadrunners scoreless for the first 12 minutes, 16 seconds of the game and then to just three points in the final 9 minutes, 40 seconds.
- SDSU has not allowed an opposing player to reach double figures in scoring in two straight games (Utah, Bakersfield).
- Having already beat No. 25 Utah last week, San Diego State enters the game with Brigham Young having won seven straight games vs. schools from the state of Utah.

WINDOW WIPERS

SDSU has been a beast on the offensive glass this season pulling down at least 15 in all three games. Through Nov. 20, SDSU is tied for ninth total offensive boards.

WINNING FORMULA

SDSU made a living at the free-throw line last year, routinely making more than its foes had taken (SDSU finished 2014 with 598 FTM vs. opponents' 607 FTA, and had a record of 31-5). This year the trend has continued as the Aztecs have accomplished the feat in all three of their games.

51 ON THE HORIZON?

SDSU has won 50 consecutive non-conference games vs. unranked foes. Last loss: at Arizona State (Dec. 19, 2009). Below is a look at SDSU's record vs. unranked non-league teams since the Dec. 19, 2009, loss.

Team	O-Rebs	Foe	SDSU Makes	Opp. Takes	Year	Result
1. Central Arkansas	54				2009-10	3-0
2. Jacksonville	53				2010-11	14-0
†3. Hawaii, N.C. A&T	52				2011-12	12-0
5. Jacksonville State	50	CSUN	17	15	2012-13	11-0
†6. CSUB, Cornell, Maryland	47	Utah	18	16	2013-14	8-0
†9. SDSU, Howard, Lafayette, Southern	46	Bakersfield	20	5	2014-15	2-0

#16/16 SDSU Aztecs

2014-15 Record: 3-0; 0-0 MW
Five Straight NCAA Appearances, Eight-Time MW Champions

- The Aztecs have won at least 20 games in a school record nine straight seasons and 23 or more in six consecutive seasons.
- San Diego State has advanced to postseason play each of the last nine seasons (2006 NCAA, 2007-09 NIT, 2010-14 NCAA).

- Trends:**
- San Diego State is 4th nationally in winning percentage since the beginning of 2010-11, trailing Wichita State, Kansas and Duke.
 - San Diego State has won its last 123 games when leading with five minutes to play.

	PPG	RPG	APG	FG	3FG	FT	
0 Skylar Spencer <i>Forward, 6-10, 240, Jr.-2L</i> <i>Inglewood, Calif. (Price HS)</i>	14-15: 3.0 MW: 0.0	4.7 0.0	1.0 0.0	37.5 0.0	0/0 0.0	3/6 0.0	8th nationally in blocked shots, 12th blocked shots/gm.... Set single-season school record for blks. in 13-14 (89)... Is a career 59.1% shooter... 151 career blks. (2nd in SDSU history)... Career highs in pts. (4.8) and rebs. (4.3) in 13-14... Blocked multiple shots 25x in 13-14... Matched his career high with six blocked shots and led the team with eight rebounds vs. CSUN... 4 blks. vs. Bakersfield.
2 Kevin Zabo <i>Guard, 6-2, 185, Fr.-HS</i> <i>Gatineau, Quebec, Canada (Brewster Academy)</i>	14-15: 5.0 MW: 0.0	1.7 0.0	1.0 0.0	41.7 0.0	2/6 0.0	3/5 0.0	Pronounced Kevin ZAH-bo... Three-star recruit by Rivals.com and ESPN.com... Helped Brewster Academy to a 33-2 record and the National Prep and NEPSAC Class AAA championships in 2013-14... Has seen action with the starters in practice, but came off the bench in the exhibition vs. Point Loma... In 19 minutes, he had five points (3-4 FT)... Career-high 7 pts., 2 rebs., 2 ast. vs. Bakersfield.
3 Angelo Chol <i>Forward, 6-9, 220, Jr.-TR</i> <i>San Diego, Calif. (Arizona)</i>	14-15: 7.3 MW: 0.0	4.7 0.0	1.0 0.0	37.3 0.0	0/0 0.0	0/5 0.0	Preseason Mountain West Newcomer of the Year... Eligible this season after sitting out 13-14 following his transfer from Arizona... Played in 63 games at Arizona (2.4 points and 2.2 rebounds)... Is a career 54.1% shooter... 40.7% of career rebounds have come on the offensive glass... Made 11-of-15 FGA this season... 8 pts., 4 rebs. vs. CSUN... 8 pts., 5 rebs. vs. Utah... 6 pts., 5 reb. vs. Bakersfield.
4 Dakarai Allen <i>Guard, 6-5, 190, So.-1L</i> <i>Elk Grove, Calif. (Sheldon HS)</i>	14-15: 3.7 MW: 0.0	3.3 0.0	0.3 0.0	41.7 0.0	0/0 0.0	1/1 0.0	Pronounced Duk-KAR-ee... Played in 29 games, starting one, in 13-14... Averaged 2.5 points and 1.2 rebounds in 10.6 minutes last season... Grabbed multiple rebounds in 14 games last year... 15 of 34 rebounds on offensive glass in 13-14... Played in all three games this season (12.3 mpg)... Career-high 5 rebounds, including 3 of-fense, vs. Bakersfield.
5 Dwayne Polee II <i>Forward, 6-7, 200, Sr.-2L</i> <i>Los Angeles, Calif. (St. John's)</i>	14-15: 10.7 MW: 0.0	3.7 0.0	1.3 0.0	29.0 0.0	20.0 0.0	78.6 0.0	Preseason All-Mountain West... 2014 MW Sixth Man of the Year... Averaged a career-high 8.5 points and 3.3 rebounds in 13-14... In the 13-14 postseason, he averaged 14.0 points on 51.0 percent shooting (54.2 3FG)... Has 22 career double-figure scoring games... Scored in double figures in seven of last eight games (13.4 ppg; 107 pts.)... 11 pts. vs. CSUN... 13 pts., 5 rebs., 3 stl. vs. Bakersfield.
10 Ageel Quinn <i>Guard, 6-3, 200, Sr.-1L</i> <i>Los Angeles, Calif. (CSUN)</i>	14-15: 8.3 MW: 0.0	2.3 0.0	1.7 0.0	35.0 0.0	28.6 0.0	7/10 0.0	Pronounced Uh-KEEL... Played in 32 games (1 start), including the final 29 games, in 13-14... Averaged 5.0 points in 16.1 minutes in 13-14... Had 17 turnover-free games in 13-14... 89 career games with 12 starts... Led team with 15 points vs. CSUN (1st time he's led team in scoring in career)... Started vs. Utah and had 6 pts. and game-high 4 stl... Averaging 22.0 minutes.
11 D'Erryl Williams <i>Guard, 6-2, 195, So.-1L</i> <i>Sacramento, Calif. (Sheldon HS)</i>	14-15: 0.0 MW: 0.0	0.0 0.0	0.0 0.0	0/0 0.0	0/0 0.0	0/0 0.0	Pronounced Dee-AIR-ol... Played in 20 games last season... Saw action in 10 of the last 14 games in 13-14... Had just three turnovers in 127 mins. last season... In his last 6 games of 13-14: 10 pts., 4-4 FGs in 35 minutes... Nine of his 13 points last season came during conference play... Played 12 or more minutes five times, including twice in March... Played 2x this yr... Played 4 mins. vs. Bakersfield.
12 Trey Kell <i>Guard, 6-4, 215, Fr.-HS</i> <i>San Diego, Calif. (St. Augustine HS)</i>	14-15: 3.0 MW: 0.0	3.7 0.0	1.3 0.0	12.5 0.0	0/7 0.0	5/9 0.0	Became 13th freshman to start opening game in Fisher's career (vs. CSUN, 4 pts., 3 ast.)... ESPN 4-star recruit out of nearby St. Augustine HS... ESPN listed him as the 8th-best player in California and No. 81 on the ESPN 100... Was No. 118 on the Rivals 150... Led St. Augustine to a 28-4 record and was named the CIF SD Section PoY in 2014... 5 pts., 4 rebs. vs. Utah... Career-high 5 rebs. vs. Bakersfield.
13 Winston Shepard <i>Forward, 6-8, 210, Jr.-2L</i> <i>Houston, Texas (Findlay Prep)</i>	14-15: 8.7 MW: 0.0	4.0 0.0	0.0 0.0	36.8 0.0	2/4 0.0	71.4 0.0	Preseason All-Mountain West... Top returner in scoring (11.6), rebounding (4.9) and assists (2.1)... Started 34 of 35 games in 13-14... Had 24 double-figure scoring games last season... SDSU was 9-1 last year when he committed one TO or less... 30 career double-figure scoring games... 16 pts., 10 rebs. vs. Point Loma (exh.)... 14 pts. (7-10 FT) vs. CSUN... Team-high 6 rebs. vs. Bakersfield.
20 JJ O'Brien <i>Forward, 6-7, 215, Sr.-2L</i> <i>Rancho Cucamonga, Calif. (Utah)</i>	14-15: 10.0 MW: 0.0	7.3 0.0	2.3 0.0	34.8 0.0	1/5 0.0	81.3 0.0	Started and played in 35 of 36 games last season... Returns at the team's 3rd-leading returning scorer (7.8) and 2nd-leading rebounder (4.7)... Had eight double-figure scoring games, two games with 10+ rebounds and one double-double last season... Has 29 career double-figure scoring efforts and 6 double-doubles... 13 pts., SDSU-high 4 ast. vs. CSUN... 12 pts., career-high 11 rebs., 3 ast. vs. Utah.
21 Malik Pope <i>Forward, 6-10, 205, Fr.-HS</i> <i>Sacramento, Calif. (Laguna Creek HS)</i>	14-15: 4.0 MW: 0.0	2.0 0.0	0.0 0.0	16.7 0.0	0/2 0.0	2/2 0.0	Five-star recruit by Rivals.com... When he signed with SDSU, he was No. 17 on the Rivals 150... Finished his prep career at No. 55 on the ESPN 100 and earned four stars... Broke his leg during his junior season at Laguna Creek before reinjuring the leg before his senior campaign... Missed first two games, but made debut vs. Bakersfield: 4 pts., 2 rebs., 2 blks., 2 stl. in 14 minutes.

Steve Fisher

Head Coach (16th season at San Diego State)
Two-Time National and Three-Time Mountain West Coach of Year

- Fisher has guided San Diego State to eight Mountain West championships (2006, 2011, 2012, 2014 regular season; 2002, 2006, 2010, 2011 tourney).
- Fisher has led the Aztecs to nine straight 20-win seasons. The last six seasons have produced at least 23 victories.
- Fisher has coached San Diego State to 11 postseason appearances (2002, 2006, 2010, 2011, 2012, 2013, 2014 NCAA; 2003, 2007, 2008, 2009 NIT).
- Fisher is the longest-tenured head coach in the Mountain West.
- Fisher will receive the 2015 John R. Wooden Award Legends of Coaching honor.

red indicates projected starter, black indicates reserve.

SCHEDULE / RESULTS

Date	Opponent (Television)	Time/Result	Note
EA SPORTS Maui Invitational Opening Round (Campus Sites)			
N.14	CSUN (FOX Sports San Diego)	W, 79-58	► SDSU wins 42nd straight game vs. a California school; Quinn leads SDSU with 15 points; Spencer blocks a career-high six shots
N.18	No. 25/rv Utah (ESPN)	W, 53-49	► San Diego State beats Utah for sixth straight time; O'Brien puts up 12 points, 11 rebounds, three assists to lead team
N.20	Bakersfield (FOX Sports San Diego)	W, 51-27	► The Aztecs hold the Roadrunners to the lowest scoring output of the season in Division I (SDSU Division I record)
EA SPORTS Maui Invitational Championship Round (Lahaina Civic Center; Lahaina, Hawaii)			
N.24	vs. Brigham Young (ESPN2)	6:30 p.m. HT	► First meeting since 2011; Won last meeting in 2011 MW title game; SDSU won 2 straight neutral games vs. Brigham Young
N.25	vs. Pittsburgh/at Chaminade (ESPN2/ESPN)	11:30 a.m./5 p.m. HT	► SDSU is 2-0 all-time vs. Chaminade with last meeting in 2003; San Diego State has never faced Pittsburgh
N.26	vs. TBD (ESPN Networks)	TBD	► First trip to Maui since 2003 when it finished in third place (def. Ohio State, lost Dayton, def. Chaminade)
D.4	San Diego (ESPNH)	8 p.m. PT	► The Aztecs have won a series-best eight straight and 11 of the last 12; SDSU has won six in a row at home
D.7	at Washington (Pac-12 Network)	6 p.m. PT	► Return game from last season (SDSU, 70-63, at Viejas Arena); SDSU's first trip to Seattle since 2004
D.10	Long Beach State (ESPN3)	7 p.m. PT	► SDSU has won four straight vs. LBSU; First meeting since 2011; San Diego State leads series, 36-22 (19-10 at home)
D.17	at Cincinnati (ESPN2)	9 p.m. ET	► First-ever meeting; Last time SDSU visited state of Ohio during regular season was in 2010 and went 3-0 in Oxford
D.20	Ball State (Campus Insiders/Mountain West Network)	7 p.m. PT	► First meeting between the schools since 1999, inside Viejas Arena; Ball State leads series, 3-1
D.22	UC Riverside (FOX Sports San Diego)	8 p.m. PT	► San Diego State has defeated UC Riverside in all 10 meetings, including last season's 77-41 effort at Viejas Arena
D.27	San Diego Christian (FOX Sports San Diego)	7 p.m. PT	► The Aztecs have won all four meetings, which have occurred in each of the last four seasons
D.31	*Air Force (ESPN3)	2 p.m. PT	► SDSU has won nine straight vs. Air Force at home, all by at least seven points; SDSU won, 64-56, in 2014
J.3	*at Fresno State (ESPNH)	TBD	► The Aztecs have won on their last four trips to Fresno; Last loss came in 2000; SDSU won, 82-67, last season
J.6	*New Mexico (CBS Sports Network)	8 p.m. PT	► San Diego State rallied from 16-point deficit to beat UNM, 51-48, last season to capture Mountain West regular-season title
J.14	*at Wyoming (ESPN2)	9 p.m. MT	► The Aztecs have split last four meetings in Laramie; Wyoming snapped SDSU's 20-game winning streak last year
J.17	*UNLV (CBS Sports Network)	3 p.m. PT	► SDSU has won five of the last six vs. UNLV inside Viejas Arena; The Aztecs beat UNLV, 63-52, a year ago
J.20	*at Air Force (CBS Sports Network)	7:45 p.m. MT	► San Diego State has won four of last six inside Clune Arena, including last season's 79-72 triumph
J.24	*at Colorado State (ESPNH or ESPN3)	8 p.m. MT	► Aztecs have won seven of last nine at Moby Arena; SDSU defeated Colorado State in Fort Collins last season, 71-61
J.27	*Fresno State (CBS Sports Network)	6:15 p.m. PT	► The Aztecs have won four straight vs. Fresno State at home and have not suffered a home defeat since 1999
J.31	*Utah State (CBS Sports Network)	5 p.m. PT	► San Diego State won all three meetings with Utah State, including last season's 60-45 decision at home
F.4	*at Nevada (ESPN3)	7 p.m. PT	► SDSU has won three straight vs. Nevada and is making its first trip to Reno since 2013 (W, 78-57)
F.8	*at Boise State (CBS Sports Network)	4 p.m. MT	► SDSU is 2-1 all-time in Boise, including last season's 67-65 thriller thanks to Dwayne Polee II's game-winning three-pointer
F.11	*Wyoming (CBS Sports Network)	8 p.m. PT	► San Diego State has won six straight vs. Wyoming at home by a margin of 24.2 points
F.14	*Colorado State (CBS Sports Network)	5 p.m. PT	► The Aztecs have beaten the Rams 11 straight times at Viejas Arena, including last season's 65-56 victory
F.17	*at New Mexico (CBS Sports Network)	7:45 p.m. MT	► SDSU has split the last four games played inside The Pit; UNM defeated the Aztecs, 58-44, last season
F.21	*at San José State (ESPN3)	7 p.m. PT	► SDSU snapped a three-game losing streak at SJSU with last year's 75-50 decision; San Diego State is 8-24 all-time at SJSU
F.28	*Boise State (ESPN2 or ESPNH)	TBD	► The Aztecs are 4-0 all-time vs. Boise State at home with the last three being decided by three points or less
M.4	*at UNLV (CBS Sports Network)	8 p.m. PT	► SDSU has won seven of the last 10 vs. UNLV in Las Vegas, including both games last year (regular season, MW tournament)
M.7	*Nevada (CBS Sports Network)	7:15 p.m. PT	► San Diego State is 4-1 all-time vs. Nevada at home; SDSU has won the last nine Senior Night games
M.12-14	^ at Mountain West Championship	TBD	► The Aztecs have won the tournament four times, including three times in Las Vegas at Thomas & Mack Center

* - Mountain West game, ^ - Thomas & Mack Center (Las Vegas, Nev.)

Five More Things from the Bakersfield Game

- San Diego State won its 61st consecutive home games when holding its opponent to less than 60 points.
- SDSU won its 17th consecutive home game, which matched the third-longest streak in school history.
- San Diego State won its 13th straight non-conference game, which is the second-longest streak in program history.
- The Aztecs won their eighth straight non-conference home game.
- San Diego State won its 123rd straight game when leading with five minutes to play.

BYU-SDSU Series History

- The teams met 13 straight seasons before the Cougars left the Mountain West following the 2010-11 season.
- The three-year gap between meetings is the largest since the first game in the series in 1940 and the second in 1977.
- SDSU is 3-1 vs. the Cougars at neutral sites. BYU owns an edge over the Aztecs in games played in San Diego and Provo.
- Eighteen of the last 25 games in the series have been decided by 11 points or less or in overtime.
- The team that has committed fewer turnovers has won 20 of the last 26 games in the series.

Quick Look at the Rest of the Field

- SDSU has faced Chaminade twice before, most recently at the 2003 Maui Invitational. The Aztecs are 2-0 all-time vs. the Silverswords.
- The Aztecs have never faced Pittsburgh.
- San Diego State has faced Arizona three straight seasons and seven of the last eight years. The Aztecs won games in 2009 and 2011, but the Wildcats have won the last three meetings, including both last year (regular season in San Diego; Sweet 16 in Anaheim).
- SDSU and Kansas State have split four meetings with each team trading wins and losses. The Aztecs defeated the Wildcats in their last get-together, 70-52, in the second round of the NIT in what was designated as a home game for SDSU despite it taking place at USD's Jenny Craig Pavilion. That year, San Diego State was playing host to the NCAA women's basketball tournament and could not play the game at Viejas Arena.
- The Aztecs have split a pair of games with Missouri, but the teams have not met since a home-and-home series in 1977-78 and 1978-79. SDSU was victorious in the last meeting, 83-77, in San Diego.
- San Diego State leads the all-time series with Purdue, 2-1, and are winners of two straight. The Aztecs earned a 91-84 victory over the Boilermakers in San Diego at the 1977 Cabrillo Classic, which was the last time the teams played each other.

MEDIA RELATIONS

MEDIA RELATIONS OFFICE

Fowler Athletics Center
5302 55th Street, Suite 3014
San Diego, CA 92182
 ■ Office: 619.594.5547
 ■ Fax: 619.582.6541

MIKE MAY

Associate Athletics Director

■ Coach Fisher Interviews
 ■ E-Mail: mmay@mail.sdsu.edu
 ■ Office: 619.594.5547
 ■ Cell: 619.957.8372

DARIN WONG

Assistant Director

■ Student-Athlete Interviews
 ■ E-Mail: dwong@mail.sdsu.edu
 ■ Office: 619.594.5547
 ■ Cell: 310.489.2378
 ■ Twitter: @dwong_

STAY CONNECTED

■ Athletics Website: goaztecs.com
 ■ Twitter: @GoAztecs / #AztecMBB
 ■ Facebook: facebook.com/goaztecs
 ■ Instagram: @goaztecs
 ■ YouTube: youtube.com/goaztecscom

SERIES HISTORY

BRIGHAM YOUNG LEADS, 48-23

Home: 17-18, Away: 3-29, Neutral: 3-1

Date	Location	Score
D.19.40	San Diego (AG)	W 49-45
D.20.40	San Diego (AG)	W 42-40
D.23.77	San Diego (SA)	W 104-88
F.3.79	*Provo	L 80-88
M.1.79	*San Diego (SA)	L 95-96
J.24.80	*San Diego (SA) (20)	L 91-123
M.1.80	*Provo (12)	L 81-114
J.8.81	*Provo (17)	L 73-84
F.14.81	*San Diego (SA) (15)	W 73-72
J.28.82	*San Diego (SA)	W 80-66
F.27.82	*Provo (d)	L 66-106
J.14.83	*Provo	L 74-96
F.12.83	*San Diego (SA)	L 67-69
J.21.84	*San Diego (SA)	W 79-75
F.16.84	*Provo	ot-L 92-94
J.12.85	*San Diego (SA)	W 89-70
J.31.85	*Provo	W 77-71
J.11.86	*Provo	L 70-82
F.6.86	*San Diego (SA)	L 71-81
J.15.87	*Provo	L 82-94
F.26.87	*San Diego (SA)	L 68-85
J.9.88	*Provo	L 65-92
F.18.88	*San Diego (SA) (7)	ot-W 82-80
J.12.89	*Provo	L 81-85
F.9.89	*San Diego (SA)	W 89-74
J.6.90	*San Diego (SA)	L 60-63
F.1.90	*Provo	L 58-75
J.3.91	*San Diego (SA)	L 61-73
F.7.91	*Provo	L 55-75
F.6.92	*San Diego (SA)	L 59-89
F.29.92	*Provo	L 78-98
J.21.93	*Provo	L 64-76
F.13.93	*San Diego (PG) (d)	L 73-80
J.20.94	*San Diego (PG)	ot-L 82-83
F.10.94	*Provo	L 87-101
J.12.95	*Provo	L 57-66
F.18.95	*San Diego (PG)	W 58-52
J.13.96	*San Diego (PG)	W 83-76
F.15.96	*Provo	L 68-81
D.31.96	Provo (d)	ot-W 89-86
N.14.97	San Diego (SA) (so)	L 59-73
J.14.99	*San Diego (CA)	L 76-83
F.13.99	*Provo	L 76-93
F.3.00	*San Diego (CA)	L 50-72
M.4.00	*Provo	L 50-67
J.13.01	*Provo (d)	L 50-79
F.12.01	*San Diego (CA)	L 66-69
J.12.02	*Provo (d)	L 64-75
F.11.02	*San Diego (CA)	W 77-73
M.7.02	^N-Las Vegas (QF) (d)	W 62-51
J.20.03	*San Diego (CA)	L 69-80
F.17.03	*Provo	L 64-66
J.12.04	*San Diego (CA)	W 65-61
F.9.04	*Provo	ot-L 69-83
J.8.05	*Provo (:00)	W 59-57
F.7.05	*San Diego (CA)	W 66-58
J.21.06	*San Diego (CA)	W 88-61
F.22.06	*Provo	L 90-100
J.6.07	*Provo (d)	L 58-80
F.24.07	*San Diego (CA) (d) (21/22)	W 86-74
J.23.08	*Provo	L 56-59
F.23.08	*San Diego (CA)	W 69-65
M.14.08	^N-Las Vegas (SF) (24/23)	L 54-63
J.24.09	*Provo	L 71-77
F.24.09	*San Diego (CA)	L 59-69
M.13.09	^N-Las Vegas (SF) (25/-)	W 64-62
J.23.10	*San Diego (VA) (14/13)	L 69-71
F.24.10	*Provo (13/11)	L 68-82
J.26.11	*Provo (9/9)	L 58-71
F.26.11	*San Diego (VA) (d) (7/7)	L 67-80
M.12.11	^N-Las Vegas (CH) (d) (8/8)	W 72-54

AG - Aztec Gym, SA - San Diego Sports Arena, PG - Peterson Gym, CA - Cox Arena, VA - Viejas Arena, d - Day Game, so - Season Opener, QF - Quarterfinals, SF - Semifinals, CH - Championship, (#/#) - Opponent National Ranking

Passing the Two-Million Mark

- This is the 18th season of SDSU men's basketball inside Viejas Arena and its total attendance surpassed two million on Tuesday vs. Utah.
- The 12,414 fans inside Viejas on Tuesday brought the men's hoops total to 2,002,355.
- The current total stands at 2,014,769.

Coming for that No. 1 Spot

- Steve Fisher is close to becoming SDSU's all-time winningest coach.
- The 16th-year head coach has 315 victories at San Diego State. The current leader is George Ziegenfuss, who won 316 games in 21 seasons.

Streaking Through California

- SDSU has won 43 straight games vs. teams from the state of California, a streak that dates to Dec. 2, 2009.
- San Diego State has also beaten five Pac-12 schools during this remarkable run, including last season's victory over Washington.
- The 42-game winning streak vs. California schools is the longest active streak in the country (through Nov. 20).

School	Streak
SDSU vs. California	43
Syracuse vs. New York	39
UConn vs. Connecticut	33
Brigham Young vs. Colorado	22

- Since the start of the 2010-11 season, San Diego State owns the best record of any school in California (117-27).

The Defense Does Not Rest

- SDSU has held its last 23 non-conference opponents to 70 points or less in games played at home.
- In those 23 games, San Diego State is 22-1 with the only loss coming to No. 6/5 Arizona last season.
- In the aforementioned 20 games, only three teams have shot above 40.0 percent from the field (UC Santa Barbara in 2012-13; No. 6/5 Arizona in 2013-14, CSUN in 2014-15).

Nearly Unbeatable

- San Diego State truly has a homecourt advantage and its record inside Viejas Arena speaks for itself. The Aztecs are 80-6 in their last 86 home games.
- Since the start of 2005-06, the Aztecs are 130-15 inside Viejas and have suffered just one three-loss season at home (2007-08).
- Only 10 teams have won inside Viejas Arena since the start of 2005-06. Of the 10, five were non-conference foes.

Passing Marks in Non-Conference Action

- San Diego State has won 50 straight non-conference games vs. unranked foes in the regular season.
- SDSU's last regular-season loss to an unranked non-conference opponent came on Dec. 19, 2009, at Arizona State.
- Since that Dec. 19, 2009, loss, the Aztecs have gone 58-5 in non-conference action vs. all foes.

Class of the Mountain West

- SDSU was picked to win the Mountain West in the league's preseason poll.
- The Aztecs earned 383 points and 34 of 35 first-place votes. Boise State was picked second with 275 points and received the other first-place tally.
- Dwayne Polee II and Winston Shepard were named to the preseason all-MW team. SDSU was the lone team with two honorees.
- Junior Angelo Chol was tabbed the preseason MW Newcomer of the Year. The forward is eligible after transferring from Arizona.

Mountain West's Best

- Since the beginning of the Mountain West in 1999-00, San Diego State has won more men's basketball championships than any other current member of the league. Here is the list of current Mountain West schools with their regular-season championships (includes ties) and tournament championships: 1. San Diego State 8, New Mexico 8, 3. UNLV 3, 4. Wyoming 2, 5. Air Force 1 and Colorado State 1.

MOUNTAIN WEST RECORDS, SINCE 2010-11 SEASON (includes MW Championship)

Rk.	Team	W	L	Pct.	RS Championships	Tourney Championships
1.	San Diego State	57	18	76.0	3	1
2.	New Mexico	56	19	74.7	2	3
3.	UNLV	45	28	61.6	0	0
4.	Colorado State	37	33	52.9	0	0
5.	Boise State	23	30	43.4	0	0
6.	Fresno State	15	22	40.5	0	0
7.	Utah State	8	12	40.0	0	0

AMONG THE BEST

BEST FOOTBALL AND MEN'S BASKETBALL WINNING PERCENTAGE SINCE THE BEGINNING OF THE 2010-11 ACADEMIC YEAR (through Nov. 20)

Rk.	Team	W	L	Pct.
1.	Ohio State	160	40	80.0
2.	Louisville	167	49	77.3
3.	San Diego State	156	50	75.7
5.	Oregon	155	54	74.2
5.	Florida	156	56	73.6
6.	Michigan State	155	56	73.5
7.	Wisconsin	154	56	73.3
8.	Syracuse	152	58	72.4
9.	Arizona	151	59	71.9
10.	Duke	148	58	71.8

BEST MEN'S BASKETBALL WINNING PERCENTAGE SINCE THE BEGINNING OF THE 2010-11 SEASON (through Nov. 20)

Rk.	Team	W	L	Pct.
1.	Wichita State	123	24	83.7
2.	Kansas	124	27	82.1
3.	Duke	118	27	81.4
4.	San Diego State	117	27	81.3
5.	Syracuse	121	28	81.2
6.	Gonzaga	115	27	81.0
7.	Ohio State	121	29	80.7
8.	Louisville	123	31	79.9
9.	Florida	121	31	79.9
10.	Belmont	111	31	78.2

8.	Nevada	13	23	36.1	0	0
9.	Air Force	23	45	33.8	0	0
10.	Wyoming	23	46	33.3	0	0
11.	San José State	1	18	05.3	0	0

Program Notes

- SDSU finished 2013-14 with a 31-5 record (16-2 MW), its second 30-win effort in the last four seasons (34-3 in 2010-11).
- The Aztecs won the 2014 Mountain West regular-season title, their league-best eighth conference championship.
- San Diego State has won 20 or more games and advanced to the postseason nine straight years.
- SDSU is one of 13 schools to have won 20 or more games nine straight years. The others are Akron, Brigham Young, Duke, Florida, Gonzaga, Kansas, Louisville, Memphis, North Carolina, Ohio State, Pittsburgh and Syracuse.
- San Diego State has appeared in five consecutive NCAA tournaments, which is a school record.
- SDSU is one of 11 teams, and the only team from California, to have advanced to five straight NCAA tournaments.
- San Diego State is one of seven teams in the nation to have advanced to five consecutive NCAA tournaments and win at least 23 games in each of those seasons.
- The Aztecs advanced to the Sweet 16 in 2014, their second appearance in the last four seasons (2010-11).
- San Diego State is one of 17 teams in the nation to have made at least two Sweet 16 appearances in the last four seasons.
- The Aztecs own five of the Mountain West's last seven NCAA tournament victories (current members only).
- SDSU has had three NBA Draft picks in the last four seasons (Kawhi Leonard in 2011, Jamaal Franklin in 2013, Xavier Thames in 2014). Former Aztec Malcolm Thomas, who finished his career in 2011, is currently with the Philadelphia 76ers.

POLL TRACKER

SAN DIEGO STATE IN THE TOP-25 POLLS

Week	Associated Press		Coaches	
	Rk.	Points	Rk.	Points
Preseason	16	560	17	251
Nov. 17	16	564	16	278

AP POLL BREAKDOWN

Total Polls Ranked	61
Top 10 Rankings	21
Longest Consecutive Polls Ranked	23
Current Streak	18


Seasons Ranked	5
Consecutive Seasons Ranked	5

Highest Ranking	4 (Jan. 24, 2011)
Record As Ranked Team	92-18
Record As Ranked Team vs. AP Top 25	6-8
Record As Ranked Team vs. Unranked	86-10

LAST TIME SAN DIEGO STATE WAS...

Ranked: Nov. 17, 2014
Ranked In The Top 15: March 17, 2014 (13th)
Ranked In The Top 10: March 10, 2014 (T-8th)
Ranked In The Top 5: Feb. 10, 2014 (5th)

RANK	WEEKS	RECORD
No. 1		
No. 2		
No. 3		
No. 4	1	1-1
No. 5	3	4-1
No. 6	8	12-3
No. 7	5	10-0
No. 8	1	2-1
No. 9	1	2-0
No. 10	2	3-0
No. 11	1	2-0
No. 12		
No. 13	6	7-5
No. 14	1	2-0
No. 15	1	0-2
No. 16	4	7-0
No. 17	4	6-1
No. 18	4	8-1
No. 19	1	1-0
No. 20	2	0-1
No. 21	2	4-0
No. 22	3	2-2
No. 23	1	1-0
No. 24	4	6-0
No. 25	6	9-0
TOTALS	61	92-18




JEFF JACOBS JAM CENTER

On Nov. 12, 2013, San Diego State announced plans to break ground in spring 2014, on the 23,500-square-foot Jeff Jacobs JAM Center. The \$14.5-million facility will be located just south of Fowler Athletics Center and east of the San Diego State football practice fields. The JAM Center will include:

- Two full-length basketball courts
- Locker rooms
- Team lounges
- Coaches locker rooms
- Eight baskets
- Film rooms
- Athletic training room

"This has been a priority for the basketball programs for some time and will help both basketball programs immensely. This will be another showcase facility for the athletic department as well as the University as a whole." - SDSU head coach Steve Fisher



SDSU BROADCAST ROSTER

Brigham Young vs. No. 16/16 San Diego State | Lahaina Civic Center | November 24, 2014



0
SKYLAR SPENCER

Forward
6-10, 240, Junior-2L
Inglewood, Calif.
Price High

PPG: 3.0 RPG: 4.7 APG: 1.0
FG%: 37.5 3FG: 0/0 FT%: 3/6



2
KEVIN ZABO

Guard
6-2, 185, Freshman-HS
Gatineau, Quebec, Canada
Brewster Academy

PPG: 5.0 RPG: 1.7 APG: 1.0
FG%: 41.7 3FG: 2/6 FT%: 3/5



3
ANGELO CHOL

Forward
6-9, 220, Junior-TR
San Diego, Calif.
Arizona

PPG: 7.3 RPG: 4.7 APG: 0.0
FG%: 73.3 3FG: 0/0 FT%: 0/5



4
DAKARAI ALLEN

Guard
6-5, 190, Sophomore-1L
Elk Grove, Calif.
Sheldon High

PPG: 3.7 RPG: 3.3 APG: 0.3
FG%: 41.7 3FG: 0/0 FT%: 1/1



5
WAYNE POLEE II

Forward
6-7, 200, Senior-2L
Los Angeles, Calif.
St. John's

PPG: 10.7 RPG: 3.7 APG: 1.3
FG%: 29.0 3FG: 20.0 FT%: 78.6



10
AQEEL QUINN

Guard
6-3, 200, Senior-1L
Los Angeles, Calif.
CSUN

PPG: 8.3 RPG: 2.3 APG: 1.7
FG%: 35.0 3FG: 28.6 FT%: 7/10



11
D'ERRYL WILLIAMS

Guard
6-2, 195, Sophomore-1L
Sacramento, Calif.
Sheldon High

PPG: 0.0 RPG: 0.0 APG: 0.0
FG%: 0/0 3FG: 0/0 FT%: 0/0



12
TREY KELL

Guard
6-4, 215, Freshman-HS
San Diego, Calif.
St. Augustine HS


PPG: 3.0 RPG: 3.7 APG: 1.3
FG%: 12.5 3FG: 0/7 FT%: 5/9



13
WINSTON SHEPARD

Forward
6-8, 210, Junior-2L
Houston, Texas
Findlay Prep

PPG: 8.7 RPG: 4.0 APG: 0.0
FG%: 36.8 3FG: 2/4 FT%: 71.4



14
ZYLAN CHEATHAM

Forward
6-7, 210, Freshman-HS
Phoenix, Ariz.
South Mountain High

PPG: - RPG: - APG: -
FG%: - 3FG: - FT%: -



20
JJ O'BRIEN

Forward
6-7, 215, Senior-3L
Rancho Cucamonga, Calif.
Utah

PPG: 10.0 RPG: 7.3 APG: 2.3
FG%: 34.8 3FG: 1/5 FT%: 81.3



21
MALIK POPE

Forward
6-10, 205, Freshman-HS
Sacramento, Calif.
Laguna Creek High

PPG: 4.0 RPG: 2.0 APG: 0.0
FG%: 1/6 3FG: 0/2 FT%: 2/2



22
PARKER U'U

Guard
6-6, 220, Sophomore-TR
Sacramento, Calif.
Hartford

PPG: - RPG: - APG: -
FG%: - 3FG: - FT%: -



40
MATT SHRIGLEY

Guard
6-6, 190, Sophomore-1L
San Diego, Calif.
La Costa Canyon High

PPG: - RPG: - APG: -
FG%: - 3FG: - FT%: -



HEAD COACH
STEVE FISHER

- 24th full season (499-257)
- 16th year at SDSU (315-175)
- 1989 NCAA champion
- 3 NCAA title game appearances
- 11 NCAA Tournament appearances
- Two-time national coach of the year

2014-15 SAN DIEGO STATE ALPHABETICAL ROSTER

No.	Name	Pos.	Ht.	Wt.	Yr.	Exp.	Most Recent Div. I Season			Hometown (High School/Previous School)
							PPG	RPG	APG	
4	Dakarai Allen	G	6-5	190	So.	1L	2.5	1.2	0.4	Elk Grove, Calif. (Sheldon High)
14	Zylan Cheatham	F	6-7	210	Fr.	HS	--	--	--	Phoenix, Ariz. (South Mountain High)
3	Angelo Chol	F	6-9	220	Jr.	TR	1.9	2.0	0.1	San Diego, Calif. (Hoover High/Arizona)
33	Niksha Federico	F	6-6	185	So.	SQ	2.8	0.8	0.3	San Diego, Calif. (Cathedral Catholic High)
12	Trey Kell	G	6-4	215	Fr.	HS	--	--	--	San Diego, Calif. (St. Augustine High)
20	JJ O'Brien	F	6-7	215	Sr.	2L	7.8	4.7	1.1	Rancho Cucamonga, Calif. (Alta Loma High/Utah)
5	Dwayne Polee II	F	6-7	200	Sr.	2L	8.5	3.3	0.4	Los Angeles, Calif. (Westchester High/St. John's)
21	Malik Pope	F	6-10	205	Fr.	HS	--	--	--	Sacramento, Calif. (Laguna Creek High)
10	Aqeel Quinn	G	6-3	200	Sr.	1L	5.0	1.6	1.0	Los Angeles, Calif. (Leuzinger High/CSUN)
13	Winston Shepard	F	6-8	210	Jr.	2L	11.6	4.9	2.1	Houston, Texas (Findlay Prep (Nev.))
40	Matt Shrigley	F	6-6	190	So.	1L	5.2	1.6	0.5	San Diego, Calif. (La Costa Canyon High)
0	Skylar Spencer	F	6-10	240	Jr.	2L	4.8	4.3	0.2	Inglewood, Calif. (Price High)
24	Ryan Staten	G	6-2	185	Sr.	SQ	0.9	1.1	0.1	San Pablo, Calif. (Piedmont High)
22	Parker U'u	G	6-4	220	So.	TR	1.4	1.1	0.2	Sacramento, Calif. (Jesuit High/Hartford)
11	D'Erryl Williams	G	6-2	195	So.	1L	0.7	0.6	0.4	Sacramento, Calif. (Sheldon High)
23	Kibret Woldemichael	G	5-7	150	So.	SQ	2.5	0.3	1.0	San Marcos, Calif. (Mission Hills High)
2	Kevin Zabo	G	6-2	185	Fr.	HS	--	--	--	Gatineau, Quebec, Canada (Brewster Academy (N.H.))

2014-15 SAN DIEGO STATE NUMERICAL ROSTER

No.	Name	Pos.	Ht.	Wt.	Yr.	Exp.	Most Recent Div. I Season			Hometown (High School/Previous School)
							PPG	RPG	APG	
0	Skylar Spencer	F	6-10	240	Jr.	2L	4.8	4.3	0.2	Inglewood, Calif. (Price High)
2	Kevin Zabo	G	6-2	185	Fr.	HS	--	--	--	Gatineau, Quebec, Canada (Brewster Academy (N.H.))
3	Angelo Chol	F	6-9	220	Jr.	TR	1.9	2.0	0.1	San Diego, Calif. (Hoover High/Arizona)
4	Dakarai Allen	G	6-5	190	So.	1L	2.5	1.2	0.4	Elk Grove, Calif. (Sheldon High)
5	Dwayne Polee II	F	6-7	200	Sr.	2L	8.5	3.3	0.4	Los Angeles, Calif. (Westchester High/St. John's)
10	Aqeel Quinn	G	6-3	200	Sr.	1L	5.0	1.6	1.0	Los Angeles, Calif. (Leuzinger High/CSUN)
11	D'Erryl Williams	G	6-2	195	So.	1L	0.7	0.6	0.4	Sacramento, Calif. (Sheldon High)
12	Trey Kell	G	6-4	215	Fr.	HS	--	--	--	San Diego, Calif. (St. Augustine High)
13	Winston Shepard	F	6-8	210	Jr.	2L	11.6	4.9	2.1	Houston, Texas (Findlay Prep (Nev.))
14	Zylan Cheatham	F	6-7	210	Fr.	HS	--	--	--	Phoenix, Ariz. (South Mountain High)
20	JJ O'Brien	F	6-7	215	Sr.	2L	7.8	4.7	1.1	Rancho Cucamonga, Calif. (Alta Loma High/Utah)
21	Malik Pope	F	6-10	205	Fr.	HS	--	--	--	Sacramento, Calif. (Laguna Creek High)
22	Parker U'u	G	6-4	220	So.	TR	1.4	1.1	0.2	Sacramento, Calif. (Jesuit High/Hartford)
23	Kibret Woldemichael	G	5-7	150	So.	SQ	2.5	0.3	1.0	San Marcos, Calif. (Mission Hills High)
24	Ryan Staten	G	6-2	185	Sr.	SQ	0.9	1.1	0.1	San Pablo, Calif. (Piedmont High)
33	Niksha Federico	F	6-6	185	So.	SQ	2.8	0.8	0.3	San Diego, Calif. (Cathedral Catholic High)
40	Matt Shrigley	F	6-6	190	So.	1L	5.2	1.6	0.5	San Diego, Calif. (La Costa Canyon High)

Head Coach:	Steve Fisher (Illinois State, 1967)
Associate Head Coach:	Brian Dutcher (Minnesota, 1982)
Assistant Coaches:	Justin Hutson (CSU Bakersfield, 1994), David Velasquez (San Diego State, 2007)
Assistant to the Head Coach:	Mark Fisher (Michigan, 2001)
Director of Operations:	Matt Soria (San Diego State, 2002)
Director of Player Development:	Tim Shelton (San Diego State, 2011)

PRONUNCIATIONS

Dakarai Allen:	Duh-KAR-ee Allen
Zylan Cheatham:	ZY-lin Cheat-um
Niksha Federico:	NEEK-sha Federico
Aqeel Quinn:	Uh-KEEL Quinn
Ryan Staten:	Ryan State-in
Parker U'u:	Parker You-you
D'Erryl Williams:	Dee-AIR-ol Williams
Kevin Zabo:	Kevin ZAH-bo



STEVE FISHER

24th-Full Season • 16th Season at SDSU • Illinois State, 1967

Steve Fisher has guided the Aztec basketball program to unparalleled heights. In 15 seasons, he has taken a program that regularly missed out on the conference postseason tournament, to one which has become one of the best programs in the country.

When Fisher arrived on the scene in March of 1999, he found a basketball program that wasn't good enough to be called average. The Aztecs had suffered through 13 losing seasons in 14 years. Members of the school's last NCAA team were in the early stages of middle age. The expectations were set. The Aztecs were expected to lose. The year before Fisher's arrival on campus, San Diego State won just four games.

Now those days are a distant memory. Fisher has guided San Diego State to the NCAA Tournament seven times, including five straight with at least one victory in three of the last four years. In 2011, he led SDSU to a 34-3 record and a berth in the Sweet 16. In 2014, the Aztecs nearly matched the 2011 squad by going 31-5 and also reaching the Sweet 16. Fisher has also taken the Aztecs to the NIT four times, including their run to the national semifinals in 2009. San Diego State has currently been to the postseason nine straight years.

On March 26, 1999, San Diego State announced its arrival on the basketball scene when it introduced Fisher as its new coach. Fresh from a stint with the Sacramento Kings and with three appearances in the Final Four and a national championship in his pocket, he rolled up his sleeves and went to work. And work was needed. It looked to be a daunting challenge and yet the man with one of the highest winning percentages in NCAA Tournament history had no reservations.

No head-coaching career, at any level, started quicker than that of Fisher. Six games into his head-coaching career he was undefeated and sporting a national championship ring. And the success didn't stop with the national title.

Fisher's eight-plus seasons at Michigan produced a 184-82 (.692) record, nine postseason tournament berths and three trips to the NCAA championship game, including the magical run to the 1989 national title.

Under Fisher, the Wolverines also claimed a NIT championship, won at least 20 games four times and finished among the top three in the powerful Big Ten Conference five times. In 1995, Michigan set a league record by holding opponents to just 39.4 percent shooting from the floor.

Fisher and Co., raised the bar even higher in the postseason. His seven NCAA Tournament teams at Michigan combined for a 20-6 record, which put him fourth

among active coaches and ninth in NCAA history with a winning percentage of .769 in the national bracket after his stint in Ann Arbor. Only 13 coaches have taken more teams to the Final Four, including just six that are still active. He is one of three coaches to take three squads to the Final Four in the first five years of a head-coaching career, and one of just six coaches to lead a team to a NIT title as well as the NCAA.

His accomplishments may be even greater at San Diego State. In 2001-02 he led the Aztecs to the postseason for the first time since 1985 and for just the fourth time ever. The 21 wins were second most for the school as a Division I program and the most since 1985. The fact that those numbers came after just three seasons signifies what is one of the great turnarounds in college basketball.

He followed that up with a third consecutive season with a .500 or better record in 2002-03 and led SDSU back to the postseason for the second consecutive season for only the second time in the school's Division I history. In addition, SDSU claimed its first Division I postseason victory with a win in the NIT.

In 2006-07, he led SDSU to the MW regular season and tournament crowns and a berth in the NCAA Tournament. That team finished with a Division I then-school-record 24 wins. And the last eight seasons, Fisher has led the Aztecs to eight additional 20-win seasons, including six straight 23-win campaigns, and eight consecutive postseason appearances. In 2011-12, in what was perceived as a rebuilding year, Fisher led SDSU to a 26-8 record, a spot in the NCAA Tournament and its second straight Mountain West regular-season title. Then in 2012-13, Fisher and the Aztecs advanced to the third round of the NCAAs for the second time in three years with their third-ever NCAA tournament win. And then in 2013-14, in what also called a rebuilding season, SDSU won the Mountain West and reached the Sweet 16 before finishing 31-5.

Then on Nov. 19, 2014, San Diego State added three more years to Fisher's current contract, which was set to expire at the end of the 2014-15 campaign. With the additional three seasons, Fisher is set atop Montezuma Mesa through the 2017-18 season.

RECORD BREAKDOWN

	Career
Home	282-73
Away	131-145
Neutral	86-39

By Month

November	74-24
December	130-42
January	110-68
February	91-70
March	88-48
April	4-2

Games Decided By/In

1-Point Games	23-9
2 Points	25-20
3 Points or Less	91-60
Overtime	37-16

Steve Fisher Year-By-Year

Year	School	W	L	Pct.	Conference			Postseason/Honors
					W	L	Pct.	
1989	Michigan	6	0	1.000	-	-	-	NCAA Champions
1989-90	Michigan	23	8	.742	12	6	.667	NCAA Second Round
1990-91	Michigan	14	15	.483	7	11	.389	NIT First Round
1991-92	Michigan	25	9	.735	11	7	.611	NCAA Runner-Up, <i>Basketball Times</i> Coach of the Year
1992-93	Michigan	31	5	.861	15	3	.833	NCAA Runner-Up
1993-94	Michigan	24	8	.750	13	5	.722	NCAA Regional Finalist
1994-95	Michigan	17	14	.548	11	7	.611	NCAA First Round
1995-96	Michigan	20	12	.625	10	8	.556	NCAA First Round
1996-97	Michigan	24	11	.686	9	9	.500	NIT Champions
Eight Full Seasons at UM		184	82	.692	88	56	.611	7 NCAA Tournaments, 9 Postseason Appearances
Year	School	W	L	Pct.	W	L	Pct.	Postseason/Honors
1999-00	San Diego State	5	23	.179	0	14	.000	
2000-01	San Diego State	14	14	.500	4	10	.286	8th-most improved team in the country (Sagarin Ratings)
2001-02	San Diego State	21	12	.636	7	7	.500	NCAA First Round; Aztecs' first NCAA trip since 1985
2002-03	San Diego State	16	14	.552	6	8	.429	NIT Second Round; Aztecs reach postseason in consecutive yrs
2003-04	San Diego State	14	16	.483	5	9	.357	Two players that earned all-league honors return in 04-05
2004-05	San Diego State	11	18	.379	4	10	.286	Young Aztecs drop seven games by four points or less or in overtime
2005-06	San Diego State	24	9	.727	13	3	.813	MWC regular season and tournament champs.; NCAA berth
2006-07	San Diego State	22	11	.667	10	6	.625	NIT Second Round; First road win in D-1 postseason tourney
2007-08	San Diego State	20	13	.606	9	7	.563	NIT First Round; Third straight 20-win season
2008-09	San Diego State	26	10	.722	11	5	.688	NIT Semifinals; Fourth straight 20-win year; SDSU-record 26 wins
2009-10	San Diego State	25	9	.735	11	5	.667	NCAA First Round, MWC tournament champions
2010-11	San Diego State	34	3	.919	14	2	.875	NCAA Sweet 16; MWC champions (co-reg. season, tourney), MWC COY
2011-12	San Diego State	26	8	.765	10	4	.714	NCAA Second Round; MW co-reg. season champs; MW COY
2012-13	San Diego State	23	11	.676	9	7	.563	NCAA Third Round; Fifth straight season with at least 23 wins
2013-14	San Diego State	31	5	.861	16	2	.889	NCAA Sweet 16; Outright Mountain West regular-season champions
2014-15	San Diego State	3	0	1.000	0	0	.000	
16 Seasons at SDSU		315	176	.642	129	99	.566	7 NCAA Tournaments; 11 Postseason Appearances
		W	L	Pct.	W	L	Pct.	Postseason/Honors
24-Full Season Career		499	258	.659	217	155	.583	14 NCAA Tournaments, 20 Postseason Appearances

SEASON / CAREER HIGHS

Points

Season 4 vs. Utah (11-18-14)
4 vs. CSUN (11-14-14)
Career 13 at Kansas (1-5-14)

Rebounds

Season 8 vs. CSUN (11-14-14)
Career 11 at USC (11-25-12)

Assists

Season 3 vs. CSUN (11-14-14)
Career 3 vs. CSUN (11-14-14)

Field Goals

Season 2 vs. Utah (11-18-14)
Career 6 at San Diego (12-5-13)

Field Goals Attempted

Season 4 vs. Utah (11-18-14)
Career 10 at Kansas (1-5-14)

Three-Point Field Goals

Season
Career

Three-Point FG Attempted

Season
Career

Free Throws

Season 2 vs. CSUN (11-14-14)
Career 4 at San José State (1-22-14)
4 vs. Ark.-Pine Bluff (11-21-12)

Free Throws Attempted

Season 4 vs. CSUN (11-14-14)
Career 7 vs. Ark.-Pine Bluff (11-21-12)

Steals

Season 3 vs. CSUN (11-14-14)
Career 4 vs. New Mexico State (3-20-14)

Blocked Shots

Season 6 vs. CSUN (11-14-14)
Career 6 vs. CSUN (11-14-14)
6 at Kansas (1-5-14)

Minutes Played

Season 29 vs. CSUN (11-14-14)
Career 40 at Utah State (1-25-14)



0 • SKYLAR SPENCER

FORWARD • 6-10 • 240 • JUNIOR - 2L
INGLEWOOD, CALIF. (PRICE HIGH)

BIG NOTES

- Is the all-time SDSU single-season blocked shots leader with 89, which was established last year.
- Has at least one blocked shot in 60 games, including 40 of his last 43, and multiple blocks 40 times in his career.
- Has blocked multiple shots in 24 of his last 33 games (87 blocks).

SEASON HIGHLIGHTS

- Matched his career high with six blocked shots and led the team with eight rebounds and three steals vs. CSUN (11-14-14).
- Blocked a game-high four shots vs. Bakersfield (11-20-14)

2014-15 GAME-BY-GAME STATISTICS

Opponent	GS	FG	3FG	FT	O-D-R	PF	TP	A	TO	B	S	MP
CSUN	*	1-3	0-0	2-4	3-5-8	2	4	3	1	6	3	29
Utah	*	2-4	0-0	0-0	2-1-3	2	4	0	1	1	1	16
Bakersfield	*	0-1	0-0	1-2	2-1-3	1	1	0	1	4	2	21
vs. Brigham Young												
vs. Pittsburgh/Chaminade												
TBD												
San Diego												
at Washington												
Long Beach State												
at Cincinnati												
Ball State												
UC Riverside												
San Diego Christian												
Air Force												
at Fresno State												
New Mexico												
at Wyoming												
UNLV												
at Air Force												
at Colorado State												
Fresno State												
Utah State												
at Nevada												
at Boise State												
Wyoming												
Colorado State												
at New Mexico												
at San Jose State												
Boise State												
at UNLV												
Nevada												

MISCELLANEOUS STATS / SAN DIEGO STATE RECORD

Category	2014-15 Season		Career Games
	Games	SDSU W/L	
Double-Figure Scoring	0	0-0	6
Double-Figure Rebounding	0	0-0	2
Led SDSU in Scoring	0	0-0	0
Led SDSU in Rebounding	1	1-0	4
Multiple Blocked Shots	2	2-0	40
One Turnover or Less	3	3-0	62
Consecutive Games	Current	Long	
Consecutive Games Played	73	73	
Without Fouling Out	33	39	
Scoring A Point	4	12	
Double-Figure Scoring	0	1	
With At Least 1 Blocked Shot	6	18	

► SPENCER CAREER STATISTICS

Year	G-GS	Min.-Avg.	FG-FGA	Pct.	3P-3PA	Pct.	FT-FTA	Pct.	OR	DR	Reb	Avg.	PF-D	AT	TO	BS	ST	Pts	Avg.
12-13	34-0	484-14.2	43-65	.662	0-0	.000	11-29	.379	40	60	100	2.9	50-0	6	17	51	10	97	2.9
13-14	36-36	857-23.8	74-130	.569	0-0	.000	25-52	.481	65	91	156	4.3	81-1	8	29	89	25	173	4.8
14-15	3-3	66-22.0	3-8	.375	0-0	.000	3-6	.500	7	7	14	4.7	5-0	3	3	11	6	9	3.0
Totals	73-39	1,407-19.3	120-203	.591	0-0	.000	39-87	.448	112	158	270	3.7	136-1	17	49	151	41	279	3.8

CAREER HIGHS

Points

Career 7 vs. Bakersfield (11-20-14)

Rebounds

Career 2 vs. Bakersfield (11-20-14)
2 vs. Utah (11-18-14)

Assists

Career 2 vs. Bakersfield (11-20-14)

Field Goals

Career 2 vs. Bakersfield (11-20-14)
2 vs. CSUN (11-14-14)

Field Goals Attempted

Career 5 vs. Bakersfield (11-20-14)
5 vs. CSUN (11-14-14)

Three-Point Field Goals

Career 1 vs. Bakersfield (11-20-14)
1 vs. Utah (11-18-14)

Three-Point FG Attempted

Career 3 vs. Bakersfield (11-20-14)

Free Throws

Career 2 vs. Bakersfield (11-20-14)

Free Throws Attempted

Career 3 vs. Utah (11-18-14)

Steals

Career 2 vs. CSUN (11-14-14)

Blocked Shots

Career

Minutes Played

Career 17 vs. Bakersfield



2 • KEVIN ZABO

GUARD • 6-2 • 185 • FRESHMAN - HS
GATINEAU, QUEBEC, CANADA (BREWSTER ACADEMY)

SEASON HIGHLIGHTS

- Had four points, one rebound, one assist and two steals in 15 minutes in his debut vs. CSUN (11-14-14).
- Made his first career three-pointer and finished with four points, and grabbed a career-best two rebounds vs. No. 25 Utah (11-18-14).
- Recorded career highs of seven points, two rebounds and two assists vs. Bakersfield (11-20-14).

2014-15 GAME-BY-GAME STATISTICS

Opponent	GS	FG	3FG	FT	O-D-R	PF	TP	A	TO	B	S	MP
CSUN	2-5	0-2	0-0	0-1-1	1	4	1	2	0	2	15	
Utah	1-2	1-1	1-3	1-1-2	0	4	0	0	0	0	16	
Bakersfield	2-5	1-3	2-2	0-2-2	4	7	2	2	0	1	17	
vs. Brigham Young												
vs. Pittsburgh/Chaminade												
TBD												
San Diego												
at Washington												
Long Beach State												
at Cincinnati												
Ball state												
UC Riverside												
San Diego Christian												
Air Force												
at Fresno State												
New Mexico												
at Wyoming												
UNLV												
at Air Force												
at Colorado State												
Fresno State												
Utah State												
at Nevada												
at Boise State												
Wyoming												
Colorado State												
at New Mexico												
at San Jose State												
Boise State												
at UNLV												
Nevada												

MISCELLANEOUS STATS / SAN DIEGO STATE RECORD

Category	2014-15 Season		Career Games
	Games	SDSU W/L	
Double-Figure Scoring	0	0-0	0
Double-Figure Assists	0	0-0	0
Led SDSU in Scoring	0	0-0	0
Led SDSU in Rebounding	0	0-0	0
Led SDSU in Assists	1	1-0	1
15+ Point Games	0	0-0	0
5+ Assist Games	0	0-0	0
Consecutive Games	Current	Long	
Double-Figure Scoring	0	0	
With At Least 1 Assist	1	1	
Played 30 or More Minutes	0	0	
Consecutive Made FTs	2	2	

► ZABO CAREER STATISTICS

Year	G-GS	Min.-Avg.	FG-FGA	Pct.	3P-3PA	Pct.	FT-FTA	Pct.	OR	DR	Reb	Avg.	PF-D	AT	TO	BS	ST	Pts	Avg.
14-15	3-0	48-16.0	5-12	.417	2-6	.333	3-5	.600	1	4	5	1.7	5-0	3	4	0	3	15	5.0

SEASON / CAREER HIGHS

Points

Season 8 vs. Utah (11-18-14)
8 vs. CSUN (11-14-14)
Career 10 vs. Northern Arizona (11-28-12)

Rebounds

Season 5 vs. Bakersfield (11-20-14)
5 vs. Utah (11-18-14)
Career 8 vs. Stanford (2-6-13)

Assists

Season
Career 1 vs. Washington State (2-23-13)
1 at Utah (2-17-13)
1 vs. Northern Arizona (11-28-12)
1 at Washington (2-18-12)
1 at Utah (1-19-12)
1 vs. Clemson (12-10-11)
1 vs. Duquesne (11-9-11)
1 vs. Valparaiso (11-7-11)

Field Goals

Season 4 vs. Utah (11-18-14)
4 vs. CSUN (11-14-14)
Career 4 vs. Utah (11-18-14)
4 vs. CSUN (11-14-14)
4 at Colorado (2-14-13)

Field Goals Attempted

Season 6 vs. Utah (11-18-14)
Career 6 vs. Utah (11-18-14)
6 vs. Stanford (2-6-13)
6 at Colorado (2-14-13)
6 vs. USC (2-23-12)

Three-Point Field Goals

Season
Career

Three-Point FG Attempted

Season
Career

Free Throws

Season
Career 4 vs. Northern Arizona (11-28-12)
4 at Washington State (2-16-12)
4 vs. Colorado (2-9-12)

Free Throws Attempted

Season 3 vs. Bakersfield (11-20-14)
Career 7 at Washington State (2-16-12)

Steals

Season
Career 4 vs. Valparaiso (11-7-11)

Blocked Shots

Season
Career 4 at Stanford (2-4-12)

Minutes Played

Season 24 vs. Utah (11-18-14)
Career 24 vs. Utah (11-18-14)
24 vs. Stanford (2-6-13)



3 • ANGELO CHOL

FORWARD • 6-9 • 220 • JUNIOR - TR
SAN DIEGO, CALIF. (ARIZONA)

BIG NOTES

- Has made 11 of his 15 field-goal attempts this season.
- Scored in five straight games, which equals his career long.
- In his most recent season (2012-13 at Arizona), 42.9 percent of his rebounds came on the offensive glass.

SEASON HIGHLIGHTS

- Had eight points (4-4 FG) and four rebounds in 15 minutes in his debut vs. CSUN (11-14-14).
- Matched a season high with eight points and pulled down a season-best five rebounds in a career-high-tying 24 minutes vs. No. 25 Utah (11-18-14).
- Pulled down a season-high five rebounds vs. Bakersfield (11-20-14).

2014-15 GAME-BY-GAME STATISTICS

Opponent	GS	FG	3FG	FT	O-D-R	PF	TP	A	TO	B	S	MP
CSUN	4-4	0-0	0-0	1-3-4	5	8	0	0	0	0	0	15
Utah	4-6	0-0	0-2	3-2-5	2	8	0	0	0	0	0	24
Bakersfield	3-5	0-0	0-3	3-2-5	1	6	0	1	0	0	0	17
vs. Brigham Young												
vs. Pittsburgh/Chaminade												
TBD												
San Diego												
at Washington												
Long Beach State												
at Cincinnati												
Ball State												
UC Riverside												
San Diego Christian												
Air Force												
at Fresno State												
New Mexico												
at Wyoming												
UNLV												
at Air Force												
at Colorado State												
Fresno State												
Utah State												
at Nevada												
at Boise State												
Wyoming												
Colorado State												
at New Mexico												
at San Jose State												
Boise State												
at UNLV												
Nevada												

MISCELLANEOUS STATS / SAN DIEGO STATE RECORD

Category	2014-15 Season		Career Games
	Games	SDSU W/L	
Double-Figure Scoring	0	0-0	1
Double-Figure Rebounding	0	0-0	0
Led SDSU in Scoring	0	0-0	0
Led SDSU in Rebounding	0	0-0	0
Multiple Blocked Shots	0	0-0	10
One Turnover or Less	3	3-0	59
Consecutive Games		Current	Long
Consecutive Games Played		3	49
Without Fouling Out		2	62
Scoring A Point		5	5
Double-Figure Scoring		0	1
With At Least 1 Blocked Shot		0	5

► CHOL CAREER STATISTICS

Year	G-GS	Min.-Avg.	FG-FGA	Pct.	3P-3PA	Pct.	FT-FTA	Pct.	OR	DR	Reb	Avg.	PF-D	AT	TO	BS	ST	Pts	Avg.
11-12*	35-0	427-12.2	40-71	.563	0-0	.000	19-28	.679	30	50	80	2.3	74-1	5	23	29	13	99	2.8
12-13*	28-0	239-8.5	21-47	.447	0-0	.000	12-19	.632	24	32	56	2.0	27-0	3	19	9	4	54	1.9
14-15	3-0	56-18.7	11-15	.733	0-0	.000	0-5	.000	7	7	14	4.7	8-1	0	1	0	0	22	7.3
Totals	66-0	722-10.9	72-133	.541	0-0	.000	31-52	.596	61	89	150	2.3	109-2	8	43	38	17	175	2.7

* at ARIZONA

SEASON / CAREER HIGHS

Points

Season	6 vs. CSUN (11-14-14)
Career	8 vs. Southern Utah (12-18-13) 8 vs. Marquette (12-1-13) 8 vs. San Diego Christian (11-20-13)

Rebounds

Season	5 vs. Bakersfield (11-20-14)
Career	5 vs. Bakersfield (11-20-14)

Assists

Season	1 vs. Bakersfield (11-20-14)
Career	3 vs. St. Katherine (12-27-13)

Field Goals

Season	3 vs. CSUN (11-14-14)
Career	3 vs. CSUN (11-14-14) 3 vs. Colorado State (2-1-14) 3 vs. Southern Utah (12-18-13) 3 vs. Marquette (12-1-13) 3 vs. San Diego Christian (11-20-13)

Field Goals Attempted

Season	4 vs. Bakersfield (11-20-14) 4 vs. Utah (11-18-14) 4 vs. CSUN (11-14-14)
Career	7 vs. Marquette (12-1-13)

Three-Point Field Goals

Season	
Career	

Three-Point FG Attempted

Season	
Career	

Free Throws

Season	1 vs. Bakersfield (11-20-14)
Career	7 vs. UC Riverside (11-8-13)

Free Throws Attempted

Season	1 vs. Bakersfield (11-20-14)
Career	8 vs. Southern Utah (12-18-13) 8 vs. UC Riverside (11-8-13)

Steals

Season	2 vs. Bakersfield (11-20-14)
Career	3 vs. St. Katherine (12-27-13) 3 vs. Southern Utah (12-18-13) 3 vs. San Diego Christian (11-20-13)

Blocked Shots

Season	
Career	3 vs. Washington (12-8-13)

Minutes Played

Season	14 vs. Bakersfield (11-20-14) 14 vs. CSUN (11-14-14)
Career	25 vs. Southern Utah (12-18-13)



4 • DAKARAI ALLEN

GUARD • 6-5 • 190 • SOPHOMORE - 1L
ELK GROVE, CALIF. (SHELDON HIGH)

BIG NOTES

- Averaged a team-best 2.4 steals per 40 minutes along with 1.3 blocked shots, which was the second-highest figure among 2013-14 Aztecs.
- Logged the most minutes and games played of any of the true freshmen on the team in 2013-14.

SEASON HIGHLIGHTS

- Set a then-career high with four rebounds and matched his personal best with three buckets vs. CSUN (11-14-14).
- Pulled down a career-best five rebounds and had a season-high two steals vs. Bakersfield (11-20-14).

2014-15 GAME-BY-GAME STATISTICS

Opponent	GS	FG	3FG	FT	O-D-R	PF	TP	A	TO	B	S	MP
CSUN	3-4	0-0	0-0	2-2-4	1	6	0	0	0	0	1	14
Utah	0-4	0-0	0-0	1-0-1	1	0	0	0	0	0	0	9
Bakersfield	2-4	0-0	1-1	3-2-5	1	5	1	3	0	2	14	
vs. Brigham Young												
vs. Pittsburgh/Chaminade												
TBD												
San Diego												
at Washington												
Long Beach State												
at Cincinnati												
Ball State												
UC Riverside												
San Diego Christian												
Air Force												
at Fresno State												
New Mexico												
at Wyoming												
UNLV												
at Air Force												
at Colorado State												
Fresno State												
Utah State												
at Nevada												
at Boise State												
Wyoming												
Colorado State												
at New Mexico												
at San Jose State												
Boise State												
at UNLV												
Nevada												

MISCELLANEOUS STATS / SAN DIEGO STATE RECORD

Category	2014-15 Season		Career Games
	Games	SDSU W/L	
Double-Figure Scoring	0	0-0	0
15-Point Games	0	0-0	0
Led SDSU in Scoring	0	0-0	0
Led SDSU in Rebounding	0	0-0	0
Led SDSU in Assists	0	0-0	1
Multiple Steals	1	1-0	6
One Turnover or Less	2	2-0	28
Consecutive Games	Current	Long	
Consecutive Games Played	3	12	
Without Fouling Out	28	28	
Scoring A Point	1	4	
Double-Figure Scoring	0	0	
With At Least 1 Assist	1	2	

▶ ALLEN CAREER STATISTICS

Year	G-GS	Min.-Avg.	FG-FGA	Pct.	3P-3PA	Pct.	FT-FTA	Pct.	OR	DR	Reb	Avg.	PF-D	AT	TO	BS	ST	Pts	Avg.
13-14	29-1	306-10.6	25-60	.417	0-0	.000	23-43	.535	15	19	34	1.2	44-1	11	14	10	18	73	2.5
14-15	3-0	37-12.3	5-12	.417	0-0	.000	1-1	1.000	6	4	10	3.3	3-0	1	3	0	3	11	3.7
Totals	32-1	343-10.7	30-72	.411	0-0	.000	24-44	.545	21	23	44	1.4	47-1	12	17	10	21	84	2.6

SEASON / CAREER HIGHS

Points

Season 13 vs. Bakersfield (11-20-14)
Career 19 vs. St. Katherine (12-27-13)

Rebounds

Season 5 vs. Bakersfield (11-20-14)
Career 12 vs. St. Katherine (12-27-13)

Assists

Season 2 vs. Bakersfield (11-20-14)
Career 3 vs. Utah State (3-13-14)
3 vs. Gonzaga (3-17-11)

Field Goals

Season 4 vs. CSUN (11-14-14)
Career 8 vs. St. Katherine (12-27-13)

Field Goals Attempted

Season 14 vs. Bakersfield (11-20-14)
Career 16 at Saint Mary's (11-16-11)

Three-Point Field Goals

Season 1 vs. Bakersfield (11-20-14)
1 vs. Utah (11-18-14)
1 vs. CSUN (11-14-14)
Career 3 vs. Arizona (3-27-14)
3 vs. New Mexico (3-15-14)
3 at UNLV (3-14-14)
3 at Wyoming (2-11-14)
3 vs. St. Katherine (12-27-13)
3 vs. Wyoming (2-19-13)

Three-Point FG Attempted

Season 8 vs. Bakersfield (11-20-14)
Career 8 vs. Bakersfield (11-20-14)

Free Throws

Season 6 vs. Bakersfield (11-20-14)
Career 7 at UNLV (3-14-14)

Free Throws Attempted

Season 6 vs. Bakersfield (11-20-14)
Career 9 vs. New Mexico State (3-20-14)

Steals

Season 4 vs. Utah (11-18-14)
Career 4 vs. Utah (11-18-14)
4 vs. New Mexico (3-8-14)

Blocked Shots

Season 2 vs. Utah (11-18-14)
Career 4 vs. UNLV (1-18-14)

Minutes Played

Season 27 vs. CSUN (11-14-14)
Career 31 at Notre Dame (1-8-11)



5 • DWAYNE POLEE II

FORWARD • 6-7 • 200 • SENIOR - 2L
LOS ANGELES, CALIF. (ST. JOHN'S)

BIG NOTES

- Scored in double figures in seven of his last eight games (107 points; 13.4 ppg).
- Has scored in double figures in 11 of the last 17 games.
- Has multiple steals in all three games this season.
- Had 13 double-figure scoring games off the bench last season, which led all SDSU reserves.

SEASON HIGHLIGHTS

- Scored in double figures for a career-long sixth straight game after he registered 11 vs. CSUN (11-14-14).
- Matched his career high with four steals and blocked a season-high two shots vs. No. 25 Utah (11-18-14).
- Scored 13 points and went 6-for-6 from the free-throw line, while tallying a season-high two assists and three steals vs. Bakersfield (11-20-14).

2014-15 GAME-BY-GAME STATISTICS

Opponent	GS	FG	3FG	FT	O-D-R	PF	TP	A	TO	B	S	MP
CSUN	*	4-11	1-5	2-4	1-3-4	1	11	1	3	0	2	27
Utah		2-6	1-2	3-4	1-1-2	2	8	1	2	2	4	26
Bakersfield	*	3-14	1-8	6-6	3-2-5	0	13	2	1	1	3	22
vs. Brigham Young												
vs. Pittsburgh/Chaminade												
TBD												
San Diego												
at Washington												
Long Beach State												
at Cincinnati												
Ball state												
UC Riverside												
San Diego Christian												
Air Force												
at Fresno State												
New Mexico												
at Wyoming												
UNLV												
at Air Force												
at Colorado State												
Fresno State												
Utah State												
at Nevada												
at Boise State												
Wyoming												
Colorado State												
at New Mexico												
at San Jose State												
Boise State												
at UNLV												
Nevada												

MISCELLANEOUS STATS / SAN DIEGO STATE RECORD

Category	2013-14 Season		Career Games
	Games	SDSU W/L	
Double-Figure Scoring	2	2-0	22
Double-Figure Rebounds	0	0-0	1
Double-Doubles	0	0-0	1
Led SDSU in Scoring	1	1-0	4
Led SDSU in Rebounding	0	0-0	2
Led SDSU in Assists	1	1-0	1
20+ Point Games	0	0-0	0
2+ Steal Games	3	3-0	16
Consecutive Games	Current	Long	
Double-Figure Scoring	1	6	
With At Least 1 Rebound	18	18	
15+ Minutes Played	16	16	
Consecutive Games Played	28	51	

► POLEE II CAREER STATISTICS

* at ST. JOHN'S

Year	G-GS	Min.-Avg.	FG-FGA	Pct.	3P-3PA	Pct.	FT-FTA	Pct.	OR	DR	Reb	Avg.	PF-D	AT	TO	BS	ST	Pts	Avg.
10-11*	33-27	491-14.9	62-136	.456	5-22	.227	17-27	.630	26	55	81	2.5	51-0	19	20	15	17	146	4.4
12-13	26-0	245-9.4	23-54	.426	6-18	.333	20-28	.714	13	36	49	1.9	23-0	4	16	4	6	72	2.8
13-14	33-0	592-17.9	100-212	.472	36-92	.391	45-60	.750	23	85	108	3.3	63-2	13	31	17	36	281	8.5
14-15	3-2	75-25.0	9-31	.290	3-15	.200	11-14	.786	5	6	11	3.7	3-0	4	6	3	9	32	10.7
Totals	95-29	1,403-14.8	194-433	.448	50-147	.340	93-129	.721	67	182	249	2.6	140-2	40	73	39	68	531	5.6

SEASON / CAREER HIGHS

Points

Season 15 vs. CSUN (11-14-14)
 Career 17 at Fresno State (3-1-14)
 17 at Pepperdine (12-10-11)

Rebounds

Season 3 vs. Bakersfield (11-20-14)
 Career 7 vs. Southern Utah (12-18-13)

Assists

Season 3 vs. CSUN (11-14-14)
 Career 7 vs. UC Irvine (2-5-11)

Field Goals

Season 5 vs. CSUN (11-14-14)
 Career 6 at Fresno State (3-1-14)
 6 vs. UC Irvine (12-29-11)

Field Goals Attempted

Season 10 vs. CSUN (11-14-14)
 Career 14 vs. UC Irvine (12-29-11)

Three-Point Field Goals

Season 3 vs. CSUN (11-14-14)
 Career 4 at Fresno State (3-1-14)
 4 vs. St. Katherine (12-27-13)

Three-Point FG Attempted

Season 8 vs. CSUN (11-14-14)
 Career 9 vs. UC Irvine (12-29-11)

Free Throws

Season 4 vs. Utah (11-18-14)
 Career 7 at Cal Poly (1-21-12)
 7 vs. Long Beach State (1-7-12)
 7 at Pepperdine (12-10-11)

Free Throws Attempted

Season 6 vs. Utah (11-18-14)
 Career 9 vs. Long Beach State (1-7-12)

Steals

Season 4 vs. Utah (11-18-14)
 Career 5 vs. McNeese State (12-21-13)

Blocked Shots

Season 1 at Air Force (1-12-14)
 Career 1 at Colorado State (1-1-14)
 1 vs. Pacific (1-12-12)
 1 vs. UC Irvine (12-29-11)
 1 at Washington (12-22-11)
 1 vs. Pacifica (12-17-11)
 1 vs. CSU Bakersfield (11-30-11)
 1 vs. CS Fullerton (3-10-11)
 1 vs. UC Irvine (2-5-11)
 1 at UC Santa Barbara (1-29-11)

Minutes Played

Season 30 vs. Utah (11-18-14)
 Career 36 vs. UC Irvine (12-29-11)



10 • AQEEL QUINN

GUARD • 6-3 • 200 • SENIOR - !L
 LOS ANGELES, CALIF. (CSUN)

BIG NOTES

- After not seeing action in four of SDSU's first seven games last season, he played in the final 29 and logged double-figure minutes in 25 of those games.
- Knocked down the fourth-most three-pointers last season while playing the eighth-most minutes last year.
- Committed one turnover or less 26 times last season.

SEASON HIGHLIGHTS

- Led SDSU in scoring for the first time of his career with 15 points vs. CSUN (11-14-14).
- Started and played 30 minutes, while racking up a game-high four steals vs. No. 25 Utah (11-18-14).

2014-15 GAME-BY-GAME STATISTICS

Opponent	GS	FG	3FG	FT	O-D-R	PF	TP	A	TO	B	S	MP
CSUN		5-10	3-8	2-2	1-1-2	2	15	3	0	0	1	17
Utah	*	1-6	0-2	4-6	2-0-2	2	6	0	1	0	4	30
Bakersfield		1-4	1-4	1-2	0-3-3	3	4	2	0	0	0	19
vs. Brigham Young												
vs. Pittsburgh/Chaminade												
TBD												
San Diego												
at Washington												
Long Beach State												
at Cincinnati												
Ball State												
UC Riverside												
San Diego Christian												
Air Force												
at Fresno State												
New Mexico												
at Wyoming												
UNLV												
at Air Force												
at Colorado State												
Fresno State												
Utah State												
at Nevada												
at Boise State												
Wyoming												
Colorado State												
at New Mexico												
at San Jose State												
Boise State												
at UNLV												
Nevada												

MISCELLANEOUS STATS / SAN DIEGO STATE RECORD

Category	2014-15 Season		Career Games
	Games	SDSU W/L	
Double-Figure Scoring	1	1-0	13
20-Point Games	0	0-0	0
Led SDSU in Scoring	1	1-0	1
Led SDSU in Rebounding	0	0-0	1
Led SDSU in Assists	1	1-0	4
Multiple 3FG	1	1-0	19
Multiple Steals	1	1-0	14
One Turnover or Less	3	3-0	61
Consecutive Games	Current	Long	
Consecutive Games Played	4	35	
Without Fouling Out	71	71	
Scoring A Point	3	20	
Double-Figure Scoring	0	3	
With At Least 1 Assist	1	6	

► QUINN CAREER STATISTICS

Year	G-GS	Min.-Avg.	FG-FGA	Pct.	3P-3PA	Pct.	FT-FTA	Pct.	OR	DR	Reb	Avg.	PF-D	AT	TO	BS	ST	Pts	Avg.
10-11*	32-0	405-12.7	29-88	.330	16-37	.432	28-36	.778	7	38	45	1.4	46-1	51	38	3	16	102	3.2
11-12*	23-10	486-21.1	44-151	.291	20-77	.260	49-59	.831	12	37	49	2.1	39-0	39	41	5	15	157	6.8
13-14	32-1	515-16.1	53-146	.363	28-80	.350	27-37	.730	11	41	52	1.6	42-0	31	23	2	23	161	5.0
14-15	3-1	66-22.0	7-20	.350	4-14	.286	7-10	.700	3	4	7	2.3	7-0	5	1	0	5	25	8.3
Totals	90-12	1,472-16.4	133-405	.328	68-208	.327	111-142	.782	33	120	153	1.7	134-1	126	103	10	59	445	4.9

* at CSUN

SEASON / CAREER HIGHS

Points

Season
Career 4 at Fresno State (3-1-14)
4 vs. San José State (2-25-14)

Rebounds

Season
Career 3 vs. UC Riverside (11-8-13)

Assists

Season
Career 3 vs. Southern Utah (12-8-13)

Field Goals

Season
Career 2 vs. San José State (2-25-14)

Field Goals Attempted

Season
Career 2 vs. San José State (2-25-14)
2 at Air Force (1-12-14)
2 vs. UC Riverside (11-8-13)

Three-Point Field Goals

Season
Career 1 at Fresno State (3-1-14)

Three-Point FG Attempted

Season
Career 1 at Fresno State (3-1-14)

Free Throws

Season
Career 2 vs. UC Riverside (11-8-13)

Free Throws Attempted

Season
Career 3 at Fresno State (3-1-14)

Steals

Season
Career

Blocked Shots

Season
Career 1 vs. San José State (2-25-14)
1 vs. Coll. of Charleston (11-28-13)

Minutes Played

Season 4 vs. Bakersfield (11-20-14)
Career 17 vs. Coll. of Charleston (11-28-13)



11 • D'ERRYL WILLIAMS

GUARD • 6-2 • 195 • SOPHOMORE - 11
SACRAMENTO, CALIF. (SHELDON HIGH)

BIG NOTES

- Committed only three turnovers in 127 minutes and went 10 straight games without a miscue in 2013-14.
- Played 10 times through the first 22 games in 2013-14, but earned minutes in 10 of the final 14 games, including a stretch of seven in a row.
- Was one of four scholarship players to have a positive assist-to-turnover ratio (2.67) in 2013-14.

SEASON HIGHLIGHTS

- Recorded three rebounds, one assist, one blocked shot and one steal in nine minutes in the exhibition vs. Point Loma (11-7-14).
- Played a season-high four minutes vs. Bakersfield (11-20-14).

2014-15 GAME-BY-GAME STATISTICS

Opponent	GS	FG	3FG	FT	O-D-R	PF	TP	A	TO	B	S	MP
CSUN	0-0	0-0	0-0	0-0	0-0-0	0	0	0	1	0	0	1
Utah												
Bakersfield	0-0	0-0	0-0	0-0-0	0	0	0	0	0	0	0	4
vs. Brigham Young												
vs. Pittsburgh/Chaminade												
TBD												
San Diego												
at Washington												
Long Beach State												
at Cincinnati												
Ball state												
UC Riverside												
San Diego Christian												
Air Force												
at Fresno State												
New Mexico												
at Wyoming												
UNLV												
at Air Force												
at Colorado State												
Fresno State												
Utah State												
at Nevada												
at Boise State												
Wyoming												
Colorado State												
at New Mexico												
at San Jose State												
Boise State												
at UNLV												
Nevada												

MISCELLANEOUS STATS / SAN DIEGO STATE RECORD

Category	2014-15 Season		Career Games
	Games	SDSU W/L	
Double-Figure Scoring	0	0-0	0
20-Point Games	0	0-0	0
Led SDSU in Scoring	0	0-0	0
Led SDSU in Rebounding	0	0-0	0
Led SDSU in Assists	0	0-0	2
Multiple 3FG	0	0-0	0
Multiple Steals	0	0-0	0
One Turnover or Less	2	2-0	22
Consecutive Games	Current	Long	
Consecutive Games Played	1	7	
One Turnover or Less	22	22	
Scoring A Point	0	2	
Double-Figure Scoring	0	0	
With At Least 1 Assist	0	2	

► WILLIAMS CAREER STATISTICS

Year	G-GS	Min.-Avg.	FG-FGA	Pct.	3P-3PA	Pct.	FT-FTA	Pct.	OR	DR	Reb	Avg.	PF-D	AT	TO	BS	ST	Pts	Avg.
13-14	20-0	127-6.4	4-12	.333	1-1	1.000	4-9	.444	3	8	11	0.6	17-0	8	3	2	0	13	0.7
14-15	2-0	5-2.5	0-0	.000	0-0	.000	0-0	.000	0	0	0	0.0	0-0	0	1	0	0	0	0.0
Totals	22-0	132-6.0	4-12	.333	1-1	1.000	4-9	.444	3	8	11	0.5	17-0	8	4	2	0	13	0.6

CAREER HIGHS

Points

Career 5 vs. Utah (11-18-14)

Rebounds

Career 5 vs. Bakersfield (11-20-14)

Assists

Career 3 vs. CSUN (11-14-14)

Field Goals

Career 1 vs. Utah (11-18-14)
1 vs. CSUN (11-14-14)

Field Goals Attempted

Career 6 vs. Bakersfield (11-20-14)

Three-Point Field Goals

Career

Three-Point FG Attempted

Career 3 vs. Bakersfield (11-20-14)

Free Throws

Career 3 vs. Utah (11-18-14)

Free Throws Attempted

Career 4 vs. Utah (11-18-14)
4 vs. CSUN (11-14-14)

Steals

Career 2 vs. Utah (11-18-14)

Blocked Shots

Career

Minutes Played

Career 25 vs. CSUN (11-14-14)



12 • TREY KELL

GUARD • 6-4 • 215 • FRESHMAN - HS
SAN DIEGO, CALIF. (ST. AUGUSTINE HIGH)

BIG NOTE

■ Became the 13th freshman to start a season-opening game under Steve Fisher and the eighth in Fisher's 16 years at SDSU. He joined Juwan Howard, Jalen Rose, Chris Webber, Jerod Ward, Albert White, Bradley Jackson, Steve Sir, Brandon Heath, Richie Williams, D.J. Gay, Tim Shelton and Kawhi Leonard as the only freshmen to start a season opener with Fisher at the helm.

SEASON HIGHLIGHTS

- Had four points, three assists and zero turnovers in his debut vs. CSUN (11-14-14).
- Posted a career-high two steals vs. No. 25 Utah (11-18-14).
- Pulled down a career high five rebounds vs. Bakersfield (11-20-14).

2014-15 GAME-BY-GAME STATISTICS

Opponent	GS	FG	3FG	FT	O-D-R	PF	TP	A	TO	B	S	MP
CSUN	*	1-5	0-2	2-4	1-1-2	0	4	3	0	0	1	25
Utah	*	1-5	0-2	3-4	1-3-4	0	5	0	1	0	2	24
Bakersfield	*	0-6	0-3	0-1	0-5-5	1	0	1	1	0	1	21
vs. Brigham Young												
vs. Pittsburgh/Chaminade												
TBD												
San Diego												
at Washington												
Long Beach State												
at Cincinnati												
Ball state												
UC Riverside												
San Diego Christian												
Air Force												
at Fresno State												
New Mexico												
at Wyoming												
UNLV												
at Air Force												
at Colorado State												
Fresno State												
Utah State												
at Nevada												
at Boise State												
Wyoming												
Colorado State												
at New Mexico												
at San Jose State												
Boise State												
at UNLV												
Nevada												

MISCELLANEOUS STATS / SAN DIEGO STATE RECORD

Category	2014-15 Season		Career Games
	Games	SDSU W/L	
Double-Figure Scoring	0	0-0	0
Double-Figure Assists	0	0-0	0
Double-Doubles	0	0-0	0
Led SDSU in Scoring	0	0-0	0
Led SDSU in Rebounding	0	0-0	0
Led SDSU in Assists	0	0-0	0
15+ Point Games	0	0-0	0
5+ Assist Games	0	0-0	0
Consecutive Games	Current	Long	
Double-Figure Scoring	0	0	
With At Least 1 Assist	2	2	
Played 30 or More Minutes	0	0	
Consecutive Made Fts	0	3	

► KELL CAREER STATISTICS

Year	G-GS	Min.-Avg.	FG-FGA	Pct.	3P-3PA	Pct.	FT-FTA	Pct.	OR	DR	Reb	Avg.	PF-D	AT	TO	BS	ST	Pts	Avg.
14-15	3-3	70-23.3	2-16	.125	0-7	.000	5-9	.556	2	9	11	3.7	1-0	4	2	0	4	9	3.0

SEASON / CAREER HIGHS

Points

Season 14 vs. CSUN (11-14-14)
 Career 21 vs. St. Katherine (12-27-13)

Rebounds

Season 6 vs. Bakersfield (11-20-14)
 Career 10 vs. Creighton (11-29-13)

Assists

Season
 Career 7 vs. Fresno State (1-9-13)

Field Goals

Season 3 vs. CSUN (11-14-14)
 Career 7 vs. Nevada (2-8-14)
 7 vs. St. Katherine (12-27-13)

Field Goals Attempted

Season 8 vs. Bakersfield (11-20-14)
 Career 15 vs. New Mexico (3-15-14)

Three-Point Field Goals

Season 1 vs. Utah (11-18-14)
 1 vs. CSUN (11-14-14)
 Career 3 vs. Nevada (2-23-13)

Three-Point FG Attempted

Season 2 vs. Bakersfield (11-20-14)
 Career 4 vs. Washington (12-8-13)
 4 vs. Nevada (2-23-13)

Free Throws

Season 7 vs. CSUN (11-14-14)
 Career 10 vs. Creighton (11-29-13)
 10 vs. UNLV (1-16-13)

Free Throws Attempted

Season 10 vs. CSUN (11-14-14)
 Career 14 at Fresno State (3-1-14)
 14 vs. Fresno State (1-15-14)

Steals

Season 1 vs. Utah (11-18-14)
 Career 5 vs. St. Katherine (12-27-13)

Blocked Shots

Season 2 vs. Bakersfield (11-20-14)
 Career 3 vs. Boise State (3-13-13)

Minutes Played

Season 27 vs. CSUN (11-14-14)
 Career 35 vs. New Mexico (3-15-14)



13 • WINSTON SHEPARD

FORWARD • 6-8 • 210 • JUNIOR - 2L
 HOUSTON, TEXAS (FINDLAY PREP)

BIG NOTES

- Entered the season with 185 free throws, which is the fifth-highest total in school history among players with two varsity letters.
- Averaged 1.4 rebounds more as a sophomore than he did as a freshman, which tied classmate Skylar Spencer for the team lead.

SEASON HIGHLIGHTS

- Scored 14 points, which included a 7-for-10 effort from the free-throw line, vs. CSUN (11-14-14).
- Grabbed a season-high four rebounds vs. No. 25 Utah (11-18-14).
- Pulled down a team-high six rebounds and two blocked shots vs. Bakersfield (11-20-14).

2014-15 GAME-BY-GAME STATISTICS

Opponent	GS	FG	3FG	FT	O-D-R	PF	TP	A	TO	B	S	MP
CSUN	*	3-5	1-1	7-10	0-2-2	2	14	0	3	0	0	27
Utah	*	2-6	1-1	1-2	1-3-4	4	6	0	3	0	1	17
Bakersfield	*	2-8	0-2	2-2	3-3-6	2	6	0	3	2	0	26
vs. Brigham Young												
vs. Pittsburgh/Chaminade												
TBD												
San Diego												
at Washington												
Long Beach State												
at Cincinnati												
Ball state												
UC Riverside												
San Diego Christian												
Air Force												
at Fresno State												
New Mexico												
at Wyoming												
UNLV												
at Air Force												
at Colorado State												
Fresno State												
Utah State												
at Nevada												
at Boise State												
Wyoming												
Colorado State												
at New Mexico												
at San Jose State												
Boise State												
at UNLV												
Nevada												

MISCELLANEOUS STATS / SAN DIEGO STATE RECORD

Category	2014-15 Season		Career	
	Games	SDSU W/L	Games	SDSU W/L
Double-Figure Scoring	1	1-0	31	25-6
20-Point Games	0	0-0	1	1-0
Led SDSU in Scoring	0	0-0	7	6-1
Led SDSU in Rebounding	1	1-0	5	4-1
Led SDSU in Assists	0	0-0	13	10-3
Multiple Assists	0	0-0	37	30-7
Multiple 3FGM	0	0-0	1	1-0
One Turnover or Less	0	0-0	25	19-6
Consecutive Games	Current	Long		
Consecutive Games Played	30	38		
Without Fouling Out	69	69		
Scoring A Point	69	69		
Double-Figure Scoring	0	5		
With At Least 1 3FGM	0	2		

► SHEPARD CAREER STATISTICS

Year	G-GS	Min.-Avg.	FG-FGA	Pct.	3P-3PA	Pct.	FT-FTA	Pct.	OR	DR	Reb	Avg.	PF-D	AT	TO	BS	ST	Pts	Avg.
12-13	31-2	629-20.3	57-145	.393	7-28	.250	57-99	.576	30	80	110	3.5	39-0	61	63	12	13	178	5.7
13-14	35-34	932-26.6	136-330	.412	7-38	.184	128-202	.634	59	111	170	4.9	45-0	74	80	12	35	407	11.6
14-15	3-3	70-23.3	7-19	.368	2-4	.500	10-14	.714	4	8	12	4.0	8-0	0	9	2	1	26	8.7
Totals	69-39	1,631-23.6	200-494	.405	16-70	.229	195-315	.619	93	199	292	4.2	92-0	135	152	26	49	611	8.9

SEASON / CAREER HIGHS

Points

Season 13 vs. CSUN (11-14-14)
 Career 19 vs. Arizona (11-14-13)

Rebounds

Season 11 vs. Utah (11-18-14)
 Career 11 vs. Utah (11-18-14)
 11 at Air Force (1-12-14)
 11 at UNLV (2-16-13)
 11 at New Mexico (2-19-11)
 11 vs. BYU (1-11-11)

Assists

Season 4 vs. CSUN (11-14-14)
 Career 7 vs. Nevada (2-23-13)

Field Goals

Season 5 vs. CSUN (11-14-14)
 Career 7 vs. San Diego Christian (11-20-13)
 7 at UNLV (2-16-13)
 7 vs. New Mexico (1-19-11)

Field Goals Attempted

Season 10 vs. Utah (11-18-14)
 Career 17 at UNLV (2-16-13)

Three-Point Field Goals

Season 1 vs. CSUN (11-14-14)
 Career 2 vs. San Diego Christian (11-20-13)

Three-Point Field Goals Attempted

Season 2 vs. Bakersfield (11-20-14)
 2 vs. CSUN (11-14-14)
 Career 3 vs. Arizona (11-14-13)

Free Throws

Season 6 vs. Utah (11-18-14)
 Career 7 at Air Force (1-12-14)
 7 vs. Arizona (11-14-13)

Free Throws Attempted

Season 8 vs. Bakersfield (11-20-14)
 Career 11 vs. Arizona (11-14-13)

Steals

Season 1 vs. Utah (11-18-14)
 1 vs. CSUN (11-14-14)
 Career 4 vs. San Diego (12-15-12)

Blocked Shots

Season 1 vs. CSUN (11-14-14)
 Career 3 vs. UNLV (3-5-11)

Minutes Played

Season 38 vs. Utah (11-18-14)
 Career 38 vs. Utah (11-18-14)
 38 vs. Colorado State (1-12-13)
 38 at Colorado State (3-3-11)
 38 vs. TCU (2-22-11)
 38 at New Mexico (2-19-11)



20 • JJ O'BRIEN

FORWARD • 6-7 • 215 • SENIOR - 2L
 RANCHO CUCAMONGA, CALIF. (UTAH)

BIG NOTES

- Started the last 91 non-Senior Night games in which he has seen action.
- Averaged career highs in scoring, free-throw percentage and minutes played last season.

SEASON HIGHLIGHTS

- Dished out a team-high four assists, and added 13 points and seven rebounds vs. CSUN (11-14-14).
- Recorded a double-double with a game-high 12 points and a career- and team-best 11 rebounds, and added a team-high three assists in a career-high 38 minutes vs. No. 25 Utah (11-18-14).

2014-15 GAME-BY-GAME STATISTICS

Opponent	GS	FG	3FG	FT	O-D-R	PF	TP	A	TO	B	S	MP
CSUN	*	5-9	1-2	2-2	4-3-7	1	13	4	2	1	1	30
Utah	*	3-10	0-1	6-6	3-8-11	2	12	3	3	0	1	38
Bakersfield	*	0-4	0-2	5-8	1-3-4	1	5	0	0	0	0	25
vs. Brigham Young												
vs. Pittsburgh/Chaminade												
TBD												
San Diego												
at Washington												
Long Beach State												
at Cincinnati												
Ball State												
UC Riverside												
San Diego Christian												
Air Force												
at Fresno State												
New Mexico												
at Wyoming												
UNLV												
at Air Force												
at Colorado State												
Fresno State												
Utah State												
at Nevada												
at Boise State												
Wyoming												
Colorado State												
at New Mexico												
at San Jose State												
Boise State												
at UNLV												
Nevada												

MISCELLANEOUS STATS / SAN DIEGO STATE RECORD

Category	2014-15 Season		Career Games
	Games	SDSU W/L	
Double-Figure Scoring	2	2-0	29
Double-Figure Rebounding	1	1-0	11
20-Point Games	0	0-0	0
Double-Doubles	1	1-0	6
Led SDSU in Scoring	1	1-0	7
Led SDSU in Rebounding	1	1-0	10
Led SDSU in Assists	2	2-0	11
Multiple Assists	2	2-0	36
Multiple Steals	0	0-0	17
Consecutive Games	Current	Long	
Without Fouling Out	27	27	
Consecutive Games Started	43	48	
Scoring A Point	40	40	
Double-Figure Scoring	0	6	
With An Assist	0	11	

► O'BRIEN CAREER STATISTICS

Year	G-GS	Min.-Avg.	FG-FGA	Pct.	3P-3PA	Pct.	FT-FTA	Pct.	OR	DR	Reb	Avg.	PF-D	AT	TO	BS	ST	Pts	Avg.
10-11*	22-21	610-27.7	54-131	.412	2-18	.111	30-51	.588	46	74	120	5.5	50-3	27	39	4	10	140	6.4
12-13	34-33	919-27.0	111-211	.526	1-5	.200	23-51	.451	82	70	152	4.5	62-2	51	48	14	31	246	7.2
13-14	35-35	975-27.9	101-220	.459	5-18	.278	67-104	.644	71	92	163	4.7	73-2	38	48	12	24	274	7.8
14-15	3-3	93-31.0	8-23	.348	1-5	.200	13-16	.813	8	14	22	7.3	4-0	7	5	1	2	30	10.0
Totals	94-92	2,597-27.6	274-585	.468	9-46	.196	133-222	.599	207	250	457	4.9	189-7	123	140	31	67	690	7.3

* at UTAH

CAREER HIGHS

Points

Career 4 vs. Bakersfield (11-20-14)

Rebounds

Career 2 vs. Bakersfield (11-20-14)

Assists

Career

Field Goals

Career 1 vs. Bakersfield (11-20-14)

Field Goals Attempted

Career 6 vs. Bakersfield (11-20-14)

Three-Point Field Goals

Career

Three-Point FG Attempted

Career 2 vs. Bakersfield (11-20-14)

Free Throws

Career 2 vs. Bakersfield (11-20-14)

Free Throws Attempted

Career 2 vs. Bakersfield (11-20-14)

Steals

Career 2 vs. Bakersfield (11-20-14)

Blocked Shots

Career 2 vs. Bakersfield (11-20-14)

Minutes Played

Career 14 vs. Bakersfield (11-20-14)



21 • MALIK POPE

FORWARD • 6-10 • 205 • FRESHMAN - HS
SACRAMENTO, CALIF. (LAGUNA CREEK HIGH)

SEASON HIGHLIGHTS

■ Made his debut vs. Bakersfield (11-20-14) and finished with four points, two rebounds, two blocked shots and two steals in 12 minutes.

2014-15 GAME-BY-GAME STATISTICS

Opponent	GS	FG	3FG	FT	O-D-R	PF	TP	A	TO	B	S	MP
CSUN												
Utah												
Bakersfield	1-6	0-2	2-2	2-0-2	1	4	0	1	2	2	2	12
vs. Brigham Young												
vs. Pittsburgh/Chaminade												
TBD												
San Diego												
at Washington												
Long Beach State												
at Cincinnati												
Ball state												
UC Riverside												
San Diego Christian												
Air Force												
at Fresno State												
New Mexico												
at Wyoming												
UNLV												
at Air Force												
at Colorado State												
Fresno State												
Utah State												
at Nevada												
at Boise State												
Wyoming												
Colorado State												
at New Mexico												
at San Jose State												
Boise State												
at UNLV												
Nevada												

MISCELLANEOUS STATS / SAN DIEGO STATE RECORD

Category	2014-15 Season		Career Games
	Games	SDSU W/L	
Double-Figure Scoring	0	0-0	0
Double-Figure Assists	0	0-0	0
Double-Doubles	0	0-0	0
Led SDSU in Scoring	0	0-0	0
Led SDSU in Rebounding	0	0-0	0
Led SDSU in Assists	0	0-0	0
15+ Point Games	0	0-0	0
2+ Assist Games	0	0-0	0
Consecutive Games	Current		Long
	Current	Long	
Double-Figure Scoring	0	0	0
With At Least 1 Assist	0	0	0
Played 30 or More Minutes	0	0	0
Consecutive Made FTs	2	2	2

► POPE CAREER STATISTICS

Year	G-GS	Min.-Avg.	FG-FGA	Pct.	3P-3PA	Pct.	FT-FTA	Pct.	OR	DR	Reb	Avg.	PF-D	AT	TO	BS	ST	Pts	Avg.
14-15	1-0	14-14.0	1-6	.167	0-2	.000	2-2	1.000	2	0	2	2.0	1-0	0	1	2	2	4	4.0

SEASON / CAREER HIGHS

Points

Season
Career 9 at Colorado (12-29-12)

Rebounds

Season
Career 7 at Rice (12-15-12)

Assists

Season
Career 2 vs. New Hampshire (2-20-13)
2 vs. Central Connecticut (11-24-12)

Field Goals

Season
Career 3 at Colorado (12-29-12)

Field Goals Attempted

Season
Career 7 at Colorado (12-29-12)

Three-Point Field Goals

Season
Career 3 at Colorado (12-29-12)

Three-Point FG Attempted

Season
Career 5 at Albany (2-16-13)
5 at Colorado (12-29-12)

Free Throws

Season
Career 3 at Fairleigh Dickinson (12-9-12)

Free Throws Attempted

Season
Career 4 at Fairleigh Dickinson (12-9-12)

Steals

Season
Career 4 at Colorado (12-29-12)

Blocked Shots

Season
Career

Minutes Played

Season
Career 22 vs. Marist (12-22-12)



22 • PARKER U'U

GUARD • 6-4 • 220 • SOPHOMORE - TR
SACRAMENTO, CALIF. (HARTFORD)

SEASON HIGHLIGHTS

- Scored four points in three minutes in the exhibition vs. Point Loma (11-7-14).

2014-15 GAME-BY-GAME STATISTICS

Opponent	GS	FG	3FG	FT	O-D-R	PF	TP	A	TO	B	S	MP
CSUN				DNP-CD								
Utah				DNP-CD								
Bakersfield				DNP-CD								
vs. Brigham Young												
vs. Pittsburgh/Chaminade												
TBD												
San Diego												
at Washington												
Long Beach State												
at Cincinnati												
Ball state												
UC Riverside												
San Diego Christian												
Air Force												
at Fresno State												
New Mexico												
at Wyoming												
UNLV												
at Air Force												
at Colorado State												
Fresno State												
Utah State												
at Nevada												
at Boise State												
Wyoming												
Colorado State												
at New Mexico												
at San Jose State												
Boise State												
at UNLV												
Nevada												

MISCELLANEOUS STATS / SAN DIEGO STATE RECORD

Category	2014-15 Season Games	SDSU W/L	Career Games
Double-Figure Scoring	0	0-0	0
Led SDSU in Scoring	0	0-0	0
Led SDSU in Rebounding	0	0-0	0
Led SDSU in Assists	0	0-0	0
Multiple Assists	0	0-0	2
Multiple Steals	0	0-0	2
Consecutive Games	Current	Long	
Without Fouling Out	21	21	
Consecutive Games Played	0	18	
Scoring A Point	0	3	
Double-Figure Scoring	0	0	
With An Assist	0	1	

► U'U CAREER STATISTICS

* at HARTFORD

Year	G-GS	Min.-Avg.	FG-FGA	Pct.	3P-3PA	Pct.	FT-FTA	Pct.	OR	DR	Reb	Avg.	PF-D	AT	TO	BS	ST	Pts	Avg.	
12-13*	29-0	218-7.5	13-45	.289	10-35	.286	5-6	.833	6	25	31	1.1	21-0	6	22	0	10	41	1.4	
14-15																				
Totals	29-0	218-7.5	13-45	.289	10-35	.286	5-6	.833	6	25	31	1.1	21-0	6	22	0	10	41	1.4	

SEASON / CAREER HIGHS

Points

Season
Career 6 vs. St. Katherine (12-27-13)

Rebounds

Season
Career 1 vs. St. Katherine (12-27-13)

Assists

Season
Career 3 vs. San José State (2-25-14)

Field Goals

Season
Career 2 vs. St. Katherine (12-27-13)

Field Goals Attempted

Season
Career 2 vs. St. Katherine (12-27-13)

Three-Point Field Goals

Season
Career 1 vs. McNeese State (12-21-13)

Three-Point FG Attempted

Season
Career 1 vs. McNeese State (12-21-13)

Free Throws

Season
Career 1 vs. Southern Utah (12-18-13)

Free Throws Attempted

Season
Career 2 vs. Southern Utah (12-18-13)

Steals

Season
Career

Blocked Shots

Season
Career

Minutes Played

Season
Career 8 vs. St. Katherine (12-27-13)



23 • KIBRET WOLDEMICHAEL

GUARD • 5-7 • 150 • SOPHOMORE - SQ
SAN MARCOS, CALIF. (MISSION HILLS HIGH)

SEASON HIGHLIGHTS

- Played three minutes in the exhibition game vs. Point Loma (11-7-14).

2014-15 GAME-BY-GAME STATISTICS

Opponent	GS	FG	3FG	FT	O-D-R	PF	TP	A	TO	B	S	MP
CSUN				DNP-CD								
Utah				DNP-CD								
Bakersfield				DNP-CD								
vs. Brigham Young												
vs. Pittsburgh/Chaminade												
TBD												
San Diego												
at Washington												
Long Beach State												
at Cincinnati												
Ball state												
UC Riverside												
San Diego Christian												
Air Force												
at Fresno State												
New Mexico												
at Wyoming												
UNLV												
at Air Force												
at Colorado State												
Fresno State												
Utah State												
at Nevada												
at Boise State												
Wyoming												
Colorado State												
at New Mexico												
at San Jose State												
Boise State												
at UNLV												
Nevada												

► WOLDEMICHAEL CAREER STATISTICS

Year	G-GS	Min.-Avg.	FG-FGA	Pct.	3P-3PA	Pct.	FT-FTA	Pct.	OR	DR	Reb	Avg.	PF-D	AT	TO	BS	ST	Pts	Avg.
13-14	4-0	18-4.5	3-4	.750	3-4	.750	1-2	.500	0	1	1	0.3	0-0	4	2	0	0	10	2.5
14-15																			
Totals	4-0	18-4.5	3-4	.750	3-4	.750	1-2	.500	0	1	1	0.3	0-0	4	2	0	0	10	2.5

SEASON / CAREER HIGHS

Points

Season
Career 3 vs. San Diego Christian (1-5-12)

Rebounds

Season
Career 5 vs. St. Katherine (12-27-13)

Assists

Season
Career 1 vs. St. Katherine (12-27-13)

Field Goals

Season
Career 1 vs. St. Katherine (12-27-13)
1 vs. Southern Utah (12-18-13)
1 vs. UC Riverside (11-8-13)
1 vs. Fresno State (2-9-13)
1 vs. San Diego Christian (1-5-12)

Field Goals Attempted

Season
Career 2 vs. San José State (2-25-14)
2 vs. St. Katherine (12-27-13)
2 vs. Fresno State (2-9-13)

Three-Point Field Goals

Season
Career

Three-Point FG Attempted

Season
Career

Free Throws

Season
Career 1 vs. San Diego Christian (1-5-12)

Free Throws Attempted

Season
Career 2 vs. San Diego Christian (1-5-12)

Steals

Season
Career 1 vs. Ark.-Pine Bluff (11-21-12)
1 vs. San Diego Christian (11-13-12)

Blocked Shots

Season
Career

Minutes Played

Season
Career 4 vs. St. Katherine (12-27-13)
4 vs. San Diego Christian (11-20-13)
4 vs. San Diego Christian (1-5-12)



24 • RYAN STATEN

GUARD • 6-2 • 185 • SENIOR - SQ
SAN PABLO, CALIF. (PIEDMONT HIGH)

SEASON HIGHLIGHTS

- Played three minutes in the exhibition game vs. Point Loma (11-7-14).

2014-15 GAME-BY-GAME STATISTICS

Opponent	GS	FG	3FG	FT	O-D-R	PF	TP	A	TO	B	S	MP
CSUN												
Utah												
Bakersfield												
vs. Brigham Young												
vs. Pittsburgh/Chaminade												
TBD												
San Diego												
at Washington												
Long Beach State												
at Cincinnati												
Ball state												
UC Riverside												
San Diego Christian												
Air Force												
at Fresno State												
New Mexico												
at Wyoming												
UNLV												
at Air Force												
at Colorado State												
Fresno State												
Utah State												
at Nevada												
at Boise State												
Wyoming												
Colorado State												
at New Mexico												
at San Jose State												
Boise State												
at UNLV												
Nevada												

► STATEN CAREER STATISTICS

Year	G-GS	Min.-Avg.	FG-FGA	Pct.	3P-3PA	Pct.	FT-FTA	Pct.	OR	DR	Reb	Avg.	PF-D	AT	TO	BS	ST	Pts	Avg.
11-12	2-0	5-2.5	1-1	1.000	0-0	.000	1-2	.500	0	1	1	0.5	0-0	0	1	0	0	3	1.5
12-13	5-0	8-1.6	1-5	.200	0-0	.000	0-0	.000	0	1	1	0.2	0-0	0	0	0	2	2	0.4
13-14	7-0	19-2.7	3-7	.429	0-0	.000	0-3	.000	3	5	8	1.1	3-0	1	0	0	0	6	0.9
14-15																			
Totals	14-0	32-2.3	5-13	.385	0-0	.000	1-5	.200	3	7	10	0.7	3-0	1	1	0	2	11	0.8

SEASON / CAREER HIGHS

Points

Season
Career 6 vs. San José State (2-25-14)

Rebounds

Season
Career 1 vs. San José State (2-25-14)
1 vs. St. Katherine (12-27-13)
1 vs. McNeese State (12-21-13)

Assists

Season
Career 1 vs. St. Katherine (12-27-13)

Field Goals

Season
Career 2 vs. San José State (2-25-14)
2 vs. St. Katherine (12-27-13)

Field Goals Attempted

Season
Career 2 vs. San José State (2-25-14)
2 vs. St. Katherine (12-27-13)

Three-Point Field Goals

Season
Career 2 vs. San José State (2-25-14)

Three-Point FG Attempted

Season
Career 2 vs. San José State (2-25-14)

Free Throws

Season
Career

Free Throws Attempted

Season
Career

Steals

Season
Career

Blocked Shots

Season
Career

Minutes Played

Season
Career 4 vs. St. Katherine (12-27-13)



33 • NIKSHA FEDERICO

FORWARD • 6-6 • 185 • FRESHMAN - HS
SAN DIEGO, CALIF. (CATHEDRAL CATHOLIC HIGH)

SEASON HIGHLIGHTS

- Did not suit up for the exhibition game vs. Point Loma (11-7-14).

2014-15 GAME-BY-GAME STATISTICS

Opponent	GS	FG	3FG	FT	O-D-R	PF	TP	A	TO	B	S	MP
CSUN		Did Not Dress-Injured										
Utah		Did Not Dress-Injured										
Bakersfield		Did Not Dress-Injured										
vs. Brigham Young												
vs. Pittsburgh/Chaminade												
TBD												
San Diego												
at Washington												
Long Beach State												
at Cincinnati												
Ball state												
UC Riverside												
San Diego Christian												
Air Force												
at Fresno State												
New Mexico												
at Wyoming												
UNLV												
at Air Force												
at Colorado State												
Fresno State												
Utah State												
at Nevada												
at Boise State												
Wyoming												
Colorado State												
at New Mexico												
at San Jose State												
Boise State												
at UNLV												
Nevada												

► FEDERICO CAREER STATISTICS

Year	G-GS	Min.-Avg.	FG-FGA	Pct.	3P-3PA	Pct.	FT-FTA	Pct.	OR	DR	Reb	Avg.	PF-D	AT	TO	BS	ST	Pts	Avg.
13-14	4-0	10-2.5	4-6	.667	3-5	.600	0-0	.000	1	2	3	0.8	1-0	1	0	0	0	11	2.8
14-15																			
Totals	4-0	10-2.5	4-6	.667	3-5	.600	0-0	.000	1	2	3	0.8	1-0	1	0	0	0	11	2.8

SEASON / CAREER HIGHS

Points

Season
Career 15 vs. Utah State (2-18-14)

Rebounds

Season
Career 5 at UNLV (3-14-14)
5 vs. St. Katherine (12-27-13)

Assists

Season
Career 4 vs. St. Katherine (12-27-13)

Field Goals

Season
Career 5 at UNLV (3-5-14)
5 vs. Utah State (2-18-14)
5 at Air Force (1-12-14)
5 vs. San Diego Christian (11-20-13)

Field Goals Attempted

Season
Career 12 vs. McNeese State (12-21-13)

Three-Point Field Goals

Season
Career 4 at UNLV (3-5-14)
4 vs. Utah State (2-18-14)
4 vs. Coll. of Charleston (11-28-13)

Three-Point FG Attempted

Season
Career 9 vs. McNeese State (12-21-13)

Free Throws

Season
Career 3 vs. San Jose State (2-25-14)

Free Throws Attempted

Season
Career 4 vs. Fresno State (1-15-14)
4 vs. St. Katherine (12-27-13)

Steals

Season
Career 2 vs. San Jose State (2-15-14)
2 vs. Creighton (11-29-13)

Blocked Shots

Season
Career 2 vs. Air Force (2-15-14)

Minutes Played

Season
Career 25 vs. St. Katherine (12-27-13)



40 • MATT SHRIGLEY

FORWARD • 6-6 • 190 • SOPHOMORE - 1L
SAN DIEGO, CALIF. (LA COSTA CANYON HIGH)

BIG NOTES

- His 40 three-point makes and 113 three-point attempts last season rank fifth on SDSU's all-time freshman list.
- Shot 35.4 percent from behind the three-point arc last year, which was the third-best mark on the team and seventh on SDSU's freshman records list.

SEASON HIGHLIGHTS

- Had four points and one rebound in the exhibition game vs. Point Loma (11-7-14) before suffering an elbow injury.

2014-15 GAME-BY-GAME STATISTICS

Opponent	GS	FG	3FG	FT	O-D-R	PF	TP	A	TO	B	S	MP
CSUN				DNP-Injured								
Utah				DNP-Injured								
Bakersfield				DNP-Injured								
vs. Brigham Young												
vs. Pittsburgh/Chaminade												
TBD												
San Diego												
at Washington												
Long Beach State												
at Cincinnati												
Ball State												
UC Riverside												
San Diego Christian												
Air Force												
at Fresno State												
New Mexico												
at Wyoming												
UNLV												
at Air Force												
at Colorado State												
Fresno State												
Utah State												
at Nevada												
at Boise State												
Wyoming												
Colorado State												
at New Mexico												
at San Jose State												
Boise State												
at UNLV												
Nevada												

MISCELLANEOUS STATS / SAN DIEGO STATE RECORD

Category	2014-15 Season		Career	
	Games	SDSU W/L	Games	SDSU W/L
Double-Figure Scoring	0	9-0	9	9-0
20-Point Games	0	0-0	0	0-0
Led SDSU in Scoring	0	0-0	1	1-0
Led SDSU in Rebounding	0	0-0	0	0-0
Led SDSU in Assists	0	0-0	0	0-0
Multiple 3FG	0	0-0	12	12-0
Multiple Steals	0	0-0	2	2-0
One Turnover or Less	0	0-0	28	24-4
Consecutive Games	Current	Long		
Consecutive Games Played	36	36		
Without Fouling Out	36	36		
Scoring A Point	0	11		
Double-Figure Scoring	0	3		
With At Least 1 Assist	0	2		

► SHRIGLEY CAREER STATISTICS

Year	G-GS	Min.-Avg.	FG-FGA	Pct.	3P-3PA	Pct.	FT-FTA	Pct.	OR	DR	Reb	Avg.	PF-D	AT	TO	BS	ST	Pts	Avg.
13-14	36-3	568-15.8	63-168	.375	40-113	.354	22-33	.667	8	48	56	1.6	54-0	18	17	12	14	188	5.2
14-15																			
Totals	36-3	568-15.8	63-168	.375	40-113	.354	22-33	.667	8	48	56	1.6	54-0	18	17	12	14	188	5.2



Game 1

#16/17 San Diego State 79
CSUN 58

Nov. 14, 2014 ♦ San Diego, Calif.
Viejas Arena ♦ Att.: 12,414

SAN DIEGO - No. 16/17 San Diego State had four players reach double figures in scoring and shot 50.0 percent field the field to defeat CSUN, 79-58, to win its second straight season opener.

The Matadors took an early 4-0 lead to open the game, while the Aztecs were slow to get started. Dwayne Polee II recorded the first points of the new season when he was left open in the corner where he proceeded to knock down a three-pointer.

The game remained a two-possession-or-less contest for more than 12 minutes. After SDSU went ahead by six, CSUN trimmed its deficit to two with 8:11 to go.

The Aztecs, however, responded by closing the first half on a 24-6 run, which covered 7 minutes, 52 seconds, to take a 41-21 lead into halftime and never let the Matadors get any closer than 12 points the rest of the way.

Aqeel Quinn, who was playing a school in which he spent his first two seasons, led the Aztecs with 15 points off the bench. Winston Shepard scored 14 points and JJ O'Brien added 13 points, seven rebounds and a team-high four assists. Polee finished with 11 points and frontcourt teammate Skylar Spencer filled the stat sheet with four points, a team-high eight rebounds, a career-high three assists, a personal-best six blocked shots and three steals.

Trey Kell, who was in the starting lineup with O'Brien, Polee II, Shepard and Spencer, became the 13th freshman, and eighth Aztec, to start a season opener for head coach Steve Fisher.

With the starting five and the rest of the Aztecs earning the victory, SDSU pocketed its 42nd consecutive win over schools from California. San Diego State also secured its 121st straight decision when leading with five minutes to play.

CSUN was led by Stephen Maxwell's 15 points and 10 rebounds. Stephan Hicks added 16 points.

CSUN	FG	3FG	FT	R	F	TP	A	TO	B	S	MP
Hicks*	7-14	0-0	2-5	3	1	16	1	1	0	1	35
Maxwell*	7-16	0-0	1-2	10	1	15	1	3	0	1	32
Hale-Edmerson*	2-4	0-0	0-0	5	5	4	0	3	1	2	19
Drew*	1-3	0-1	0-0	0	1	2	5	3	0	1	26
Parks*	2-8	0-2	5-7	1	2	9	4	4	0	2	34
Webb	0-1	0-0	0-1	3	0	0	0	0	0	1	13
Douglas	2-4	1-1	0-1	4	2	5	0	0	0	0	15
Cid	0-0	0-0	0-0	0	0	0	0	0	0	0	1
Efferson	1-1	1-1	0-0	0	0	3	0	2	0	0	5
Elliott	2-7	0-1	0-0	5	4	4	0	1	2	0	20
Team				5							
Totals	24-58	2-6	8-15	34	19	58	11	17	3	8	200

SDSU	FG	3FG	FT	R	F	TP	A	TO	B	S	MP
Spencer*	1-3	0-0	2-4	8	2	4	3	1	6	3	29
Polee II*	4-11	1-5	2-4	4	1	11	1	3	0	2	27
O'Brien*	5-9	1-2	2-2	7	1	13	4	2	1	1	30
Kell*	1-5	0-2	2-4	2	0	4	3	0	0	1	25
Shepard*	3-5	1-1	7-10	2	2	14	0	3	0	0	27
Zabo	2-5	0-2	0-0	1	1	4	1	2	0	2	15
Chol	4-4	0-0	0-0	4	5	8	0	0	0	0	15
Allen	3-4	0-0	0-0	4	1	6	0	0	0	1	14
Quinn	5-10	3-8	2-2	2	2	15	3	0	0	1	17
Team				3							
Totals	28-56	6-20	17-26	37	15	79	15	12	7	11	200

Halftime: San Diego State 41, CSUN 21. **FG%:** San Diego State 50.0, CSUN 41.4. **3FG%:** CSUN 33.3, San Diego State 30.0. **FT%:** San Diego State 65.4, CSUN 53.3. **Officials:** Michael Irving, Shawn Lehigh, Frank Harvey III. **Technical:** None.



Game 2

#16/16 San Diego State 53
#25/rv Utah 49

Nov. 18, 2014 ♦ San Diego, Calif.
Viejas Arena ♦ Att.: 12,414

SAN DIEGO - No. 16/16 San Diego State engaged No. 25/rv Utah in a defensive battle and prevailed, 53-49, in front of a sold-out crowd inside Viejas Arena and a nationally televised audience on ESPN.

The teams combined to shoot 11-for-44 from the floor in the first half and even though the Aztecs outscored the Utes, 9-2, in points off turnovers, Utah made 6-of-10 free throws to take a slim 18-17 lead into halftime.

The second half featured slightly better shooting and the first 10 minutes the score remained close. Angelo Chol, however, sparked San Diego State by scoring six straight points to help the Aztecs jump out to a 30-24 lead. The spurt was continued by a free throw from Dwayne Polee II and the 9-0 run was capped by a JJ O'Brien layup.

Utah immediately cut its deficit to six points, but a Polee II triple extended SDSU's lead back up to nine. The Utes continued to stay close, getting to within five points with 5:01 to go, but the Aztecs, once again, had an answer and were up, 40-31, three possessions later.

Utah found itself trailing by seven points with 2:34 left in the game and began to send SDSU to the free-throw line. San Diego State accepted the challenge and calmly knocked down 13 of its last 14 attempts, including its first nine to squash the Utes' furious rally that featured a trio of three-pointers in the final 1:54. Utah's Delon Wright was also fouled on a three with 10 seconds left and made all three attempts, which brought the Utes to within two points before Polee II made both of his free throws on the Aztecs' next possession to ice the game.

O'Brien led SDSU with 12 points and 11 rebounds. Aqeel Quinn, meanwhile, held Utah's top returner, Wright, to seven points on 2-of-13 shooting.

UU	FG	3FG	FT	R	F	TP	A	TO	B	S	MP
Reyes*	2-4	0-0	4-5	9	3	8	1	2	1	0	21
Loveridge*	2-7	1-5	0-0	1	2	5	2	5	0	1	29
Poehl*	1-3	0-0	2-6	12	3	4	0	2	7	1	35
Taylor*	3-10	3-8	0-0	2	5	9	1	1	0	0	25
Wright, D.*	2-13	0-5	3-3	8	2	7	5	3	2	3	37
Chapman	3-5	0-1	2-2	3	2	8	0	0	0	0	15
Wright, I.	2-4	2-4	0-0	0	1	6	0	3	0	0	16
Ogbe	1-3	0-2	0-0	1	2	2	0	2	0	0	13
Bachynski	0-0	0-0	0-0	2	2	0	0	0	0	0	5
Kuzma	0-1	0-0	0-0	0	0	0	0	0	0	0	4
Team				0							
Totals	16-50	6-25	11-16	38	22	49	9	18	10	5	200

SDSU	FG	3FG	FT	R	F	TP	A	TO	B	S	MP
Spencer*	2-4	0-0	0-0	3	2	4	0	1	1	1	16
Shepard*	2-6	1-1	1-2	4	4	6	0	3	0	1	17
O'Brien*	3-10	0-1	6-6	11	2	12	3	3	0	1	38
Quinn*	1-6	0-2	4-6	2	2	6	0	1	0	4	30
Kell*	1-5	0-2	3-4	4	0	5	0	1	0	2	24
Zabo	1-2	1-1	1-3	2	0	4	0	0	0	0	16
Chol	4-6	0-0	0-2	5	2	8	0	0	0	0	24
Allen	0-4	0-0	0-0	1	1	0	0	0	0	0	9
Polee II	2-6	1-2	3-4	2	2	8	1	2	2	4	26
Team				0							
Totals	16-49	3-9	18-27	34	15	53	4	11	3	13	200

Halftime: Utah 18, San Diego State 17. **FG%:** San Diego State 32.7, Utah 32.0. **3FG%:** San Diego State 33.3, Utah 24.0. **FT%:** Utah 68.8, San Diego State 66.7. **Officials:** David Hall, Randy McCall, Tony Padilla. **Technical:** None.



Game 3

#16/16 San Diego State 51
Bakersfield 27

Nov. 20, 2014 ♦ San Diego, Calif.
Viejas Arena ♦ Att.: 12,414

SAN DIEGO - No. 16/16 San Diego State countered its poor shooting night by playing stifling defense to beat Bakersfield, 51-27, to win its 43rd straight game vs. schools from California.

The 27 points allowed were the fewest allowed in Division I in 2014-15. It was also the fewest allowed by SDSU in its Division I history, which dates to the 1970-71 campaign, and the fewest allowed by an Aztec team since Dec. 3, 1949.

In the first half alone, San Diego State limited the Roadrunners to 18.8-percent shooting and 12 points overall. Bakersfield's point total was tied for the fifth fewest scored in a first half in 2014-15 and was the second fewest allowed by the Aztecs since 1996-97.

SDSU was not much better in the opening 20 minutes, shooting 20.8 percent from the floor, including a 1-for-12 effort from behind the three-point arc. San Diego State, however, held the Roadrunners scoreless for the first 12 minutes, 16 seconds and owned an 11-0 advantage from the charity stripe, to go into half-time ahead, 22-12.

In the second half, the offensive struggles continued for both teams, but moreso for Bakersfield as it went through long stretches without scoring including a 9-minute, 20-second span to close the game where it scored only three points -- on a three-pointer with 25 seconds left.

Dwayne Polee II scored 13 points to lead all players and Winston Shepard pulled down six rebounds to lead the Aztecs, who shot 24.6 percent for the game. Five-star recruit Malik Pope saw his first action of the season after recovering from two leg injuries suffered in high school. The forward played 14 minutes and finished with four points and a pair of rebounds, blocked shots and steals.

CSUB	FG	3FG	FT	R	F	TP	A	TO	B	S	MP
Mays*	3-9	0-0	0-0	10	2	6	2	3	0	2	28
Ahmed, Al.*	3-9	0-2	0-1	4	5	6	2	3	0	0	22
Corbin*	0-2	0-2	0-0	2	2	0	0	6	0	1	16
Maynor*	0-9	0-7	0-0	2	1	0	2	1	0	0	23
Richmond*	1-10	0-4	0-0	6	3	2	0	2	2	0	23
Wrapp	3-4	0-0	0-1	6	4	6	2	4	0	1	25
Conners	1-3	1-2	0-0	2	1	3	1	0	0	0	15
Airington	1-4	0-1	2-2	3	3	4	0	0	0	1	18
Jones	0-3	0-0	0-1	1	1	0	0	0	0	1	16
Ahmed, Ab.	0-3	0-2	0-0	0	2	0	0	1	0	0	14
Team				9				3			
Totals	12-56	1-20	2-5	45	24	27	9	23	2	6	200

SDSU	FG	3FG	FT	R	F	TP	A	TO	B	S	MP
Spencer*	0-1	0-0	1-2	3	1	1	0	1	4	2	21
Polee II*	3-14	1-8	6-6	5	0	13	2	1	1	3	22
Shepard*	2-8	0-2	2-2	6	2	6	0	3	2	0	26
O'Brien*	0-4	0-2	5-8	4	1	5	0	0	0	0	25
Kell*	0-6	0-3	0-1	5	1	0	1	1	0	1	21
Zabo	2-5	1-3	2-2	2	4	7	2	2	0	1	17
Chol	3-5	0-0	0-3	5	1	6	0	1	0	0	17
Allen	2-4	0-0	1-1	5	1	5	1	3	0	2	14
Quinn	1-4	1-4	1-2	3	3	4	2	0	0	0	19
Williams	0-0	0-0	0-0	0	0	0	0	0	0	0	4
Pope	1-6	0-2	2-2	2	1	4	0	1	2	2	14
Team				7							
Totals	14-57	3-24	20-29	47	15	51	8	13	9	11	200

Halftime: San Diego State 22, Bakersfield 12. **FG%:** San Diego State 24.6, Bakersfield 21.4. **3FG%:** San Diego State 12.5, Bakersfield 5.0. **FT%:** San Diego State 69.0, Bakersfield 40.0. **Officials:** Eric Curry, Tom O'Neill, Dan Chrisman. **Technical:** None.

SEASON STATS

Record: 3-0 (Home: 3-0, Away: 0-0, Neutral: 0-0)

No.	Player	GP	GS	Min	Avg	TOTAL			3-PTS			FT			REBOUNDS				PF	FO	A	TO	Blk	Stl	Pts	Avg
						FG	FGA	Pct	3FG	FGA	Pct	FT	FTA	Pct	Off	Def	Tot	Avg								
05	POLEE II, Dwayne	3	2	75	25.0	9	31	.290	3	15	.200	11	14	.786	5	6	11	3.7	3	0	4	6	3	9	32	10.7
20	O'BRIEN, JJ	3	3	93	31.0	8	23	.348	1	5	.200	13	16	.813	8	14	22	7.3	4	0	7	5	1	2	30	10.0
13	SHEPARD, Winston	3	3	70	23.3	7	19	.368	2	4	.500	10	14	.714	4	8	12	4.0	8	0	0	9	2	1	26	8.7
10	QUINN, Aqeel	3	1	66	22.0	7	20	.350	4	14	.286	7	10	.700	3	4	7	2.3	7	0	5	1	0	5	25	8.3
03	CHOL, Angelo	3	0	56	18.7	11	15	.733	0	0	.000	0	5	.000	7	7	14	4.7	8	1	0	1	0	0	22	7.3
02	ZABO, Kevin	3	0	48	16.0	5	12	.417	2	6	.333	3	5	.600	1	4	5	1.7	5	0	3	4	0	3	15	5.0
04	ALLEN, Dakarai	3	0	37	12.3	5	12	.417	0	0	.000	1	1	1.000	6	4	10	3.3	3	0	1	3	0	3	11	3.7
12	KELL, Trey	3	3	70	23.3	2	16	.125	0	7	.000	5	9	.556	2	9	11	3.7	1	0	4	2	0	4	9	3.0
00	SPENCER, Skylar	3	3	66	22.0	3	8	.375	0	0	.000	3	6	.500	7	7	14	4.7	5	0	3	3	11	6	9	3.0
21	POPE, Malik	1	0	14	14.0	1	6	.167	0	2	.000	2	2	1.000	2	0	2	2.0	1	0	0	1	2	2	4	4.0
11	WILLIAMS, D'Erryl	2	0	5	2.5	0	0	.000	0	0	.000	0	0	.000	0	0	0	0.0	0	0	0	1	0	0	0	0.0
TM	TEAM														3	7	10	3.3	0			0			0	
SAN DIEGO STATE		3				58	162	.358	12	53	.226	55	82	.671	48	70	118	39.3	45	1	27	36	19	35	183	61.0
OPPONENTS		3				52	164	.317	9	51	.176	21	36	.583	46	71	117	39.0	65	-	29	58	15	19	134	44.7

SCORE BY PERIODS:	1st	2nd	OT	2OT	Total
SAN DIEGO STATE	80	103			183
OPPONENTS	51	83			134

Mountain West: 0-0 (Home: 0-0, Away: 0-0)

HOME/AWAY STATS

Home: 3-0

No.	Player	GP	GS	Min	Avg	TOTAL			3-PTS			FT			REBOUNDS				PF	FO	A	TO	Blk	Stl	Pts	Avg
						FG	FGA	Pct	3FG	FGA	Pct	FT	FTA	Pct	Off	Def	Tot	Avg								
05	POLEE II, Dwayne	3	2	75	25.0	9	31	.290	3	15	.200	11	14	.786	5	6	11	3.7	3	0	4	6	3	9	32	10.7
20	O'BRIEN, JJ	3	3	93	31.0	8	23	.348	1	5	.200	13	16	.813	8	14	22	7.3	4	0	7	5	1	2	30	10.0
13	SHEPARD, Winston	3	3	70	23.3	7	19	.368	2	4	.500	10	14	.714	4	8	12	4.0	8	0	0	9	2	1	26	8.7
10	QUINN, Aqeel	3	1	66	22.0	7	20	.350	4	14	.286	7	10	.700	3	4	7	2.3	7	0	5	1	0	5	25	8.3
03	CHOL, Angelo	3	0	56	18.7	11	15	.733	0	0	.000	0	5	.000	7	7	14	4.7	8	1	0	1	0	0	22	7.3
02	ZABO, Kevin	3	0	48	16.0	5	12	.417	2	6	.333	3	5	.600	1	4	5	1.7	5	0	3	4	0	3	15	5.0
04	ALLEN, Dakarai	3	0	37	12.3	5	12	.417	0	0	.000	1	1	1.000	6	4	10	3.3	3	0	1	3	0	3	11	3.7
12	KELL, Trey	3	3	70	23.3	2	16	.125	0	7	.000	5	9	.556	2	9	11	3.7	1	0	4	2	0	4	9	3.0
00	SPENCER, Skylar	3	3	66	22.0	3	8	.375	0	0	.000	3	6	.500	7	7	14	4.7	5	0	3	3	11	6	9	3.0
21	POPE, Malik	1	0	14	14.0	1	6	.167	0	2	.000	2	2	1.000	2	0	2	2.0	1	0	0	1	2	2	4	4.0
11	WILLIAMS, D'Erryl	2	0	5	2.5	0	0	.000	0	0	.000	0	0	.000	0	0	0	0.0	0	0	0	1	0	0	0	0.0
TM	TEAM														3	7	10	3.3	0			0			0	
SAN DIEGO STATE		3				58	162	.358	12	53	.226	55	82	.671	48	70	118	39.3	45	1	27	36	19	35	183	61.0
OPPONENTS		3				52	164	.317	9	51	.176	21	36	.583	46	71	117	39.0	65	-	29	58	15	19	134	44.7

SCORE BY PERIODS:	1st	2nd	OT	2OT	Total
SAN DIEGO STATE	80	103			183
OPPONENTS	51	83			134

Road/Neutral: 0-0 (Away: 0-0, Neutral: 0-0)

WIN/LOSS STATS

Wins: 3

No.	Player	GP	GS	Min	Avg	TOTAL			3-PTS			REBOUNDS			PF	FO	A	TO	Blk	Stl	Pts	Avg				
						FG	FGA	Pct	3FG	FGA	Pct	FT	FTA	Pct									Off	Def	Tot	Avg
05	POLEE II, Dwayne	3	2	75	25.0	9	31	.290	3	15	.200	11	14	.786	5	6	11	3.7	3	0	4	6	3	9	32	10.7
20	O'BRIEN, JJ	3	3	93	31.0	8	23	.348	1	5	.200	13	16	.813	8	14	22	7.3	4	0	7	5	1	2	30	10.0
13	SHEPARD, Winston	3	3	70	23.3	7	19	.368	2	4	.500	10	14	.714	4	8	12	4.0	8	0	0	9	2	1	26	8.7
10	QUINN, Aqeel	3	1	66	22.0	7	20	.350	4	14	.286	7	10	.700	3	4	7	2.3	7	0	5	1	0	5	25	8.3
03	CHOL, Angelo	3	0	56	18.7	11	15	.733	0	0	.000	0	5	.000	7	7	14	4.7	8	1	0	1	0	0	22	7.3
02	ZABO, Kevin	3	0	48	16.0	5	12	.417	2	6	.333	3	5	.600	1	4	5	1.7	5	0	3	4	0	3	15	5.0
04	ALLEN, Dakarai	3	0	37	12.3	5	12	.417	0	0	.000	1	1	1.000	6	4	10	3.3	3	0	1	3	0	3	11	3.7
12	KELL, Trey	3	3	70	23.3	2	16	.125	0	7	.000	5	9	.556	2	9	11	3.7	1	0	4	2	0	4	9	3.0
00	SPENCER, Skylar	3	3	66	22.0	3	8	.375	0	0	.000	3	6	.500	7	7	14	4.7	5	0	3	3	11	6	9	3.0
21	POPE, Malik	1	0	14	14.0	1	6	.167	0	2	.000	2	2	1.000	2	0	2	2.0	1	0	0	1	2	2	4	4.0
11	WILLIAMS, D'Erryl	2	0	5	2.5	0	0	.000	0	0	.000	0	0	.000	0	0	0	0.0	0	0	0	1	0	0	0	0.0
TM	TEAM														3	7	10	3.3	0			0			0	
SAN DIEGO STATE		3				58	162	.358	12	53	.226	55	82	.671	48	70	118	39.3	45	1	27	36	19	35	183	61.0
OPPONENTS		3				52	164	.317	9	51	.176	21	36	.583	46	71	117	39.0	65	-	29	58	15	19	134	44.7

SCORE BY PERIODS:	1st	2nd	OT	2OT	Total
SAN DIEGO STATE	80	103			183
OPPONENTS	51	83			134

Losses: 0

INDIVIDUAL GAME-BY-GAME (POINTS/REBS./ASTS.)

Opponent	0 Skylar Spencer	2 Kevin Zabo	3 Angelo Chol	4 Dakarai Allen	5 Dwayne Polee II	10 Aqeel Quinn	11 D'Erryl Williams	12 Trey Kell	13 Winston Shepard	14 Zylan Cheatham	20 JJ O'Brien	21 Malik Pope	22 Parker U'U	23 Kibret Woldemichael	24 Ryan Staten	33 Niksha Federico	40 Matt Shrigley
CSUN~	4/8/3	4/1/1	8/4/0	6/4/0	11/4/1	15/2/3	0/0/0	4/2/3	14/2/0	DND	13/7/4	DND	CD	CD	CD	INJ	INJ
(25/rv) UTAH	4/3/0	4/2/0	8/5/0	0/1/0	8/2/1	6/2/0	CD	5/4/0	6/4/0	DND	12/11/3	DND	CD	CD	CD	INJ	INJ
BAKERSFIELD	1/3/0	7/2/2	6/5/0	5/5/1	13/5/2	4/3/2	0/0/0	0/5/1	6/6/0	DND	5/4/0	4/2/0	CD	CD	CD	INJ	INJ

vs. BYU#

vs. TBD#

vs. TBD#

SAN DIEGO

at Washington

LONG BEACH STATE

at Cincinnati

BALL STATE

UC RIVERSIDE

SAN DIEGO CHRISTIAN

AIR FORCE*

at Fresno State*

NEW MEXICO*

at Wyoming*

UNLV*

at Air Force*

at Colorado State*

FRESNO STATE*

UTAH STATE*

at Nevada*

at Boise State*

WYOMING*

COLORADO STATE*

at New Mexico*

at San Jose State*

BOISE STATE*

at UNLV*

NEVADA*

Bold and red indicates players started. CD – Did Not Play-Coach's Decision. DND - Did Not Dress. DNT - Did Not Travel. INJ – Did Not Play-Injured. SUSP - Suspension. ~ - EA SPORTS Maui Invitational Opening Round (Campus Sites). # - EA SPORTS Maui Invitational Championship Round (Lahaina Civic Center; Lahaina, Hawaii). * Mountain West game. ` - Indicates the 2015 Mountain West Men's Basketball Championship (Thomas & Mack Center; Las Vegas, Nev.).

STARTING LINEUPS

F	F	C	G	G	W-L	Record As SDSU Starter	Season	Career*
Polee II	O'Brien	Spencer	Shepard	Kell	2-0	Dakarai Allen	0-0	1-0
Shepard	O'Brien	Spencer	Quinn	Kell	1-0	Trey Kell	3-0	3-0
						JJ O'Brien	3-0	55-16
						Dwayne Polee II	2-0	2-0
						Aqeel Quinn	1-0	2-0
						Winston Shepard	3-0	33-6
						Matt Shrigley	0-0	3-0
						Skylar Spencer	3-0	34-5

* Aztec career

INDIVIDUAL SUPERLATIVES

Category	San Diego State	Opponent
Points Scored	15 - Aqeel Quinn vs. CSUN (11-14-14)	16 - Stephan Hicks, CSUN (11-14-14)
Field Goals	5 - JJ O'Brien/Aqeel Quinn vs. CSUN (11-14-14)	7 - Stephan Hicks/Stephen Maxwell, CSUN (11-14-14)
Field Goals Attempted	14 - Dwayne Polee II vs. Bakersfield (11-20-14)	16 - Stephen Maxwell, CSUN (11-14-14)
Highest FG Percentage (min. 5 made)	.500 (5-10) - Aqeel Quinn vs. CSUN (11-14-14)	.500 (7-14) - Stephan Hicks, CSUN (11-14-14)
Highest FG Percentage (min. 10 made)	NA	NA
3-Point Field Goals Made	3 - Aqeel Quinn vs. CSUN (11-14-14)	3 - Brandon Taylor, Utah (11-18-14)
3-Point Field Goals Attempted	8 - Dwayne Polee II vs. Bakersfield (11-20-14)/Aqeel Quinn vs. CSUN (11-14-14)	8 - Brandon Taylor, Utah (11-18-14)
3-Point Field Goal Percentage (min. 4 made)	NA	NA
3-Point Field Goal Percentage (min. 5 made)	NA	NA
Free Throws	7 - Winston Shepard vs. CSUN (11-14-14)	5 - Aaron Parks, CSUN (11-14-14)
Free Throws Attempted	10 - Winston Shepard vs. CSUN (11-14-14)	7 - Aaron Parks, CSUN (11-14-14)
Free Throw Percentage (min. 7 made)	.700 (7-10) - Winston Shepard vs. CSUN (11-14-14)	NA
Free Throw Percentage (min. 10 made)	NA	NA
Offensive Rebounds	4 - JJ O'Brien vs. CSUN (11-14-14)	6 - Chris Reyes, Utah (11-18-14)
Defensive Rebounds	8 - JJ O'Brien vs. Utah (11-18-14)	7 - Jakob Poeltl/Delon Wright, Utah (11-18-14)
Total Rebounds	11 - JJ O'Brien vs. Utah (11-18-14)	12 - Jakob Poeltl, Utah (11-18-14)
Assists	4 - JJ O'Brien vs. CSUN (11-14-14)	5 - Landon Drew, CSUN (11-14-14); Delon Wright, Utah (11-18-14)
Blocked Shots	6 - Skylar Spencer vs. CSUN (11-14-14)	7 - Jakob Poeltl, Utah (11-18-14)
Steals	4 - Dwayne Polee II/Aqeel Quinn vs. Utah (11-18-14)	3 - Delon Wright, Utah (11-18-14)
Minutes Played	38 - JJ O'Brien vs. Utah (11-18-14)	37 - Delon Wright, Utah (11-18-14)

TEAM SUPERLATIVES

SDSU High	SDSU Low	Category	Opponent High	Opponent Low
79 vs. CSUN (11-14-14)	51 vs. Bakersfield (11-20-14)	Points Scored	58 vs. CSUN (11-14-14)	27 vs. Bakersfield (11-20-14)
28 vs. CSUN (11-14-14)	14 vs. Bakersfield (11-20-14)	Field Goals	24 vs. CSUN (11-14-14)	12 vs. Bakersfield (11-20-14)
56 vs. CSUN (11-14-14)	49 vs. Utah (11-18-14)	Field Goals Attempted	58 vs. CSUN (11-14-14)	50 vs. Utah (11-18-14)
.500 vs. CSUN (11-14-14)	.246 vs. Bakersfield (11-20-14)	FG Percentage	.414 vs. CSUN (11-14-14)	.214 vs. Bakersfield (11-20-14)
6 vs. CSUN (11-14-14)	3 vs. Bakersfield (11-20-14)/vs. Utah (11-18-14)	3-Point Field Goals Made	6 vs. Utah (11-18-14)	1 vs. Bakersfield (11-20-14)
24 vs. Bakersfield (11-20-14)	9 vs. Utah (11-18-14)	3-Point Field Goals Attempted	25 vs. Utah (11-18-14)	6 vs. CSUN (11-14-14)
.333 vs. Utah (11-18-14)	.125 vs. Bakersfield (11-20-14)	3-Point Field Goal Percentage	.333 vs. CSUN (11-14-14)	.050 vs. Bakersfield (11-20-14)
20 vs. Bakersfield (11-20-14)	17 vs. CSUN (11-14-14)	Free Throws Made	11 vs. Utah (11-18-14)	2 vs. Bakersfield (11-20-14)
29 vs. Bakersfield (11-20-14)	26 vs. CSUN (11-14-14)	Free Throws Attempted	16 vs. Utah (11-18-14)	5 vs. Bakersfield (11-20-14)
.690 vs. Bakersfield (11-20-14)	.654 vs. CSUN (11-14-14)	Free Throw Percentage	.688 vs. Utah (11-18-14)	.400 vs. Bakersfield (11-20-14)
18 vs. Bakersfield (11-20-14)	15 vs. CSUN (11-14-14), vs. Utah (11-18-14)	Offensive Rebounds	17 vs. Bakersfield (11-20-14)	14 vs. Utah (11-18-14)
29 vs. Bakersfield (11-20-14)	19 vs. Utah (11-18-14)	Defensive Rebounds	28 vs. Bakersfield (11-20-14)	19 vs. CSUN (11-14-14)
47 vs. Bakersfield (11-20-14)	34 vs. Utah (11-18-14)	Total Rebounds	45 vs. Bakersfield (11-20-14)	34 vs. CSUN (11-14-14)
15 - three times	15 - three times	Fouls	24 vs. Bakersfield (11-20-14)	19 vs. CSUN (11-14-14)
1 vs. CSUN (11-14-14)	0 vs. Utah (11-18-14)	Fouled Out	1 - three times	1 - three times
15 vs. CSUN (11-14-14)	4 vs. Utah (11-18-14)	Assists	11 vs. CSUN (11-14-14)	9 vs. Bakersfield (11-20-14)/vs. Utah (11-18-14)
13 vs. Bakersfield (11-20-14)	11 vs. Utah (11-18-14)	Turnovers	18 vs. Utah (11-18-14)	13 vs. Bakersfield (11-20-14)
9 vs. Bakersfield (11-20-14)	3 vs. Utah (11-18-14)	Blocked Shots	10 vs. Utah (11-18-14)	2 vs. Bakersfield (11-20-14)
13 vs. Utah (11-18-14)	11 vs. Bakersfield (11-20-14)/vs. CSUN (11-14-14)	Steals	8 vs. CSUN (11-14-14)	5 vs. Utah (11-18-14)
41 (1st) vs. CSUN (11-14-14)	12 (1st) vs. Bakersfield (11-20-14)	Points/Half	37 (2nd) vs. CSUN (11-14-14)	12 (1st) vs. Bakersfield (11-20-14)
.500 (1st/2nd) vs. CSUN (11-14-14)	.208 (1st) vs. Bakersfield (11-20-14)	FG Percentage/Half	.484 (2nd) vs. CSUN (11-14-14)	.188 (1st) vs. Bakersfield (11-20-14)
4 vs. CSUN (11-14-14)	1 vs. Bakersfield (11-20-14)/vs. Utah (11-18-14)	Double-Figure Scorers	2 vs. CSUN (11-14-14)	0 vs. Bakersfield (11-20-14)/vs. Utah (11-18-14)
+3 vs. CSUN (11-14-14)	-4 vs. Utah (11-18-14)	Rebound Margin	+4 vs. Utah (11-18-14)	-3 vs. CSUN (11-14-14)
+20 vs. CSUN (11-14-14)	-1 vs. Utah (11-18-14)	Halftime Scoring Margin	+1 vs. Utah (11-18-14)	-20 vs. CSUN (11-14-14)

BIGGEST LEADS/TIME IN LEAD/SPECIALTY STATS

Date	Opponent	SDSU Result	SDSU Big		Opp Big		Ties	LC	SDSU in		Opp in	Tied	Paint		Off TOs		2nd Ch.		Bench	
			Lead	Lead	Lead	Lead			Lead	Lead			SD	Opp	SD	Opp	SD	Opp	SD	Opp
Nov. 14	CSUN~	W 79-58	22	4	2	1	31:58	4:36	3:23	40	36	21	19	17	5	33	12			
Nov. 18	(25/rv) UTAH	W 53-49	10	3	3	7	31:44	5:52	2:20	22	18	16	8	16	15	20	16			
Nov. 20	BAKERSFIELD	W 51-27	27	0	0	0	39:05	0:00	0:24	14	22	21	0	5	4	26	13			
Nov. 24	vs. Brigham Young#																			
Nov. 25	vs. TBD#																			
Nov. 26	vs. TBD#																			
Dec. 4	SAN DIEGO																			
Dec. 7	at Washington																			
Dec. 10	LONG BEACH STATE																			
Dec. 17	at Cincinnati																			
Dec. 20	BALL STATE																			
Dec. 22	UC RIVERSIDE																			
Dec. 27	SAN DIEGO CHRISTIAN																			
Dec. 31	AIR FORCE*																			
Jan. 3	at Fresno State*																			
Jan. 6	NEW MEXICO*																			
Jan. 14	at Wyoming*																			
Jan. 17	UNLV*																			
Jan. 20	at Air Force*																			
Jan. 24	at Colorado State*																			
Jan. 27	FRESNO STATE*																			
Jan. 31	UTAH STATE*																			
Feb. 4	at Nevada*																			
Feb. 8	at Boise State*																			
Feb. 11	WYOMING*																			
Feb. 14	COLORADO STATE*																			
Feb. 17	at New Mexico*																			
Feb. 21	at San Jose State																			
Feb. 28	BOISE STATE*																			
March 4	at UNLV*																			
March 7	NEVADA*																			

Caps denotes home game. ~ - EA SPORTS Maui Invitational Opening Round (Campus Site). # - EA SPORTS Maui Invitational Championship Round (Lahaina Civic Center; Lahaina, Hawaii). * - Mountain West Game. ` - Indicates the 2015 Mountain West Men's Basketball Championship (Thomas & Mack Center; Las Vegas, Nev.). Number in parentheses to the left of team name indicates opponent national ranking at game time. Number to the left of team name in brackets indicates opponent seed. ! - Next to time indicates SDSU did not trail in the second half.

LEADS AND DEFICITS	SEASON	MOUNTAIN WEST GAME
SDSU Biggest Halftime Lead	20 vs. CSUN (11-14-14)	
SDSU Biggest Halftime Lead Lost	NA	
SDSU Biggest Halftime Lead Lost in a Loss	NA	
SDSU Biggest Halftime Deficit	1 vs. Utah (11-18-14)	
SDSU Biggest Halftime Deficit Overcome	1 vs. Utah (11-18-14)	
SDSU Biggest Halftime Deficit Overcome for Victory	1 vs. Utah (11-18-14)	
SDSU Biggest Lead	27 vs. Bakersfield (11-20-14)	
SDSU Biggest Lead Lost	6 vs. Utah (11-18-14)	
SDSU Biggest Lead Lost in a Loss	NA	
SDSU Biggest Deficit	4 vs. CSUN (11-14-14)	
SDSU Biggest Deficit Overcome	4 vs. CSUN (11-14-14)	
SDSU Biggest Deficit Overcome in a Victory	4 vs. CSUN (11-14-14)	

MISCELLANEOUS STATISTICS

SEASON	Team Leader -----			Games With -----					Double-Doubles	
	Points	Rebounds	Assists	10+ Pts	20+Pts	30+Pts	10+Rebs	10+Ass.	Point/Reb.	Point/Ast.
Dakarai Allen										
Kevin Zabo										
Angelo Chol										
Niksha Federico										
Trey Kell										
JJ O'Brien	1	1	2	2			1		1	
Dwayne Polee II	1		1	2						
Malik Pope										
Aqeel Quinn	1		1	1						
Winston Shepard		1		1						
Matt Shrigley										
Skylar Spencer		1								
Ryan Staten										
Parker U'u										
D'Erryl Williams										
Kibret Woldemichael										
Kevin Zabo			1							

CAREER	Team Leader -----			Games With -----					Double-Doubles	
	Points	Rebounds	Assists	10+ Pts	20+Pts	30+Pts	10+Rebs	10+Ass.	Point/Reb.	Point/Ast.
Dakarai Allen			1							
Kevin Zabo										
Angelo Chol										
Niksha Federico										
Trey Kell										
JJ O'Brien	7	10	11	29			10		6	
Dwayne Polee II	4	2	1	22			1		1	
Malik Pope										
Aqeel Quinn	1	1	4	13						
Winston Shepard	7	4	13	31	1		1		1	
Matt Shrigley	1			8						
Skylar Spencer		4		6			2			
Ryan Staten										
Parker U'u										
D'Erryl Williams			2							
Kibret Woldemichael										
Kevin Zabo			1							

DUNKS	SEASON	GM. HIGH
Dakarai Allen	1	1
JJ O'Brien	1	1
TOTAL	2	1

TOP SCORING PERFORMANCES
15, Aqeel Quinn vs. CSUN (11-14-14)
14, Winston Shepard vs. CSUN (11-14-14)
13, Dwayne Polee II vs. Bakersfield (11-20-14)
13, JJ O'Brien vs. CSUN (11-14-14)
12, JJ O'Brien vs. Utah (11-18-14)
11, Dwayne Polee II vs. CSUN (11-14-14)

TOP REBOUNDING PERFORMANCES
11, JJ O'Brien vs. Utah (11-18-14)
8, Skylar Spencer vs. CSUN (11-14-14)
7, JJ O'Brien vs. CSUN (11-14-14)
6, Winston Shepard vs. Bakersfield (11-20-14)

TOP ASSIST PERFORMANCES
4, JJ O'Brien vs. CSUN (11-14-14)
3, JJ O'Brien vs. Utah (11-18-14)
3, Trey Kell vs. CSUN (11-14-14)
3, Aqeel Quinn vs. CSUN (11-14-14)
3, Skylar Spencer vs. CSUN (11-14-14)

TOP 3-POINT FG PERFORMANCES
3, Aqeel Quinn vs. CSUN (11-14-14)
1, Dwayne Polee II vs. Bakersfield (11-20-14)
1, Aqeel Quinn vs. Bakersfield (11-20-14)
1, Kevin Zabo vs. Bakersfield (11-20-14)
1, Dwayne Polee II vs. Utah (11-18-14)
1, Winston Shepard vs. Utah (11-18-14)
1, Kevin Zabo vs. Utah (11-18-14)
1, Dwayne Polee II vs. CSUN (11-14-14)
1, Winston Shepard vs. CSUN (11-14-14)

TOP STEALS
4, Dwayne Polee II vs. Utah (11-18-14)

4, Aqeel Quinn vs. Utah (11-18-14)
 3, Dwayne Polee II vs. Bakersfield (11-20-14)
 3, Skylar Spencer vs. CSUN (11-14-14)

GAMES MISSED
Zylan Cheatham3
Niksha Federico3
Matt Shrigley3
Malik Pope2
TOTAL11

* - conference game. ^ - conference tournament game.

MISCELLANEOUS STATISTICS

San Diego State's Record When...

Category	2014-15 Season	Fisher Era	SDSU Streak	Note
Home	3-0	189-52	Won 17	SDSU is 82-6 in its last 88 home games; Aztecs are 75-1 in last 76 home games vs. unranked teams
Away	0-0	85-101	Won 3	SDSU is 35-13 in its last 48 road games; Aztecs are 37-8 in last 45 road games vs. non-top 25 teams
Neutral	0-0	41-23	Lost 1	Aztecs have won 21 of the last 30 games at neutral sites
Scoring First	1-0		Won 1	SDSU is 70-15 in its last 85 games in which it has scored first
Opponent Scores First	2-0		Won 3	SDSU is 47-12 in its last 59 games in which the opponent has scored first
Leading at Half	2-0	241-43	Won 2	SDSU is 61-3 in its last 64 games when ahead at half. Losses: at UNLV (2-16-13), vs. No. 4/5 Ariz. (3-27-14)
Trailing at Half	1-0	59-128	Won 1	SDSU is 21-19 since the beginning of the 2010-11 season when trailing at halftime
Tied at Half	0-0	15-5	Won 1	SDSU is 6-2 in last eight games that have been tied at half
Leading with 5:00 Left	3-0		Won 123	SDSU is 111-0 in this category since the beginning of the 2010-11 campaign; Last loss: at Wyoming (1-9-10)
Trailing with 5:00 Left	0-0		Lost 4	SDSU is 3-17 in its last 20; Last wins: vs. Wyoming (2-22-12), vs. Boise State (2-6-13), at Utah State (1-25-14)
Tied with 5:00 Left	0-0		Won 2	at Boise State (2-5-14), at UNLV (3-1-14) are recent games that were tied with five minutes to play
In Overtime	0-0	18-13	Won 8	SDSU is 17-1 in its last 18 overtime games. Last loss: at No. 15/23 New Mexico (2-6-10)
SDSU Outrebounds Opp.	2-0	230-72	Won 2	SDSU is 87-12 in its last 99 games when outrebounding foe. Last L: at Wyo. (2-11-14), vs. No. 4/5 Ariz. (3-27-14)
SDSU is Outrebounded	1-0	78-99	Won 2	SDSU is 27-14 in its last 41 games when outrebounded
Opp. Commits More TOs	3-0	187-60	Won 4	SDSU is 66-13 in its last 79 when committing fewer turnovers. Last loss: vs. No. 20/20 New Mexico (3-16-14)
SDSU Commits More TOs	0-0	108-104	Lost 1	SDSU is 40-12 in its last 52 games when committing more turnovers
SDSU More FT Attempts	3-0	232-60	Won 27	SDSU is 87-10 in its last 97 games in the category. Last loss: vs. No. 6/5 Arizona (11-14-13)
Opp. More FT Attempts	0-0	73-113	Lost 2	SDSU is 26-17 in its last 43 games in this category
SDSU Shoots Better than Opp.	3-0	255-35	Won 37	SDSU is 107-2 in last 109 when outshooting the foe. Losses: at No. 14/16 UNLV (2-11-12), vs. No. 3/3 Ariz. (12-25-12)
Opp. Shoots Better than SDSU	0-0	55-138	Lost 1	SDSU is 19-24 since the beginning of the 2010-11 season when the opponent has a higher FG pct.
SDSU Shoots 50% or Better	1-0	118-14	Won 47	Won 47 straight games; Last loss: at No. 15 UNM (2-6-10); Won 58 straight at home when FG pct. >= 50.0 pct. (UNLV, 1-26-02)
SDSU Shoots 40-50%	0-0	149-75	Won 12	SDSU is 50-7 in its last 57 and 25-2 in last 27. Losses during stretch: at AFA (2-2-13), vs. FGCU (3-24-13)
SDSU Shoots 40% or Less	2-0	48-87	Won 2	SDSU is 25-20 in last 45 games; SDSU is 26-0 since Feb. 22, 2005 at home when shooting at least 38.9 pct.
Opp. Shoots 50% or Better	0-0	23-57	Lost 2	Only seven teams in the last 70 games have shot 50% from the field. No team has done it at Viejas in last 22 games
Opp. Shoots 40-50%	1-0	128-101	Won 1	Last losses: vs. No. 20/20 New Mexico (3-15-14), vs. No. 4/5 Arizona (3-27-14)
Opp. Shoots 40% or Less	2-0	165-18	Won 24	SDSU is 75-5 in last 80 games. Last loss: at BSU (3-9-13); Won 93 straight at home when opp. >= 40.0 FG pct.
SDSU Bench Outscores Opp.	3-0	173-71	Won 5	SDSU is 75-11 in this category since the beginning of the 2010-11 season; Aztecs are 43-7 in last 50 games
Opp. Bench Outscores SDSU	0-0	135-96	Lost 1	SDSU is 39-14 in this category since the beginning of the 2010-11 season
SDSU Scores Less Than 60	2-0	28-58	Won 2	SDSU is 14-8 in its last 22 games when scoring less than 60 points
SDSU Scores Between 60-69	0-0	88-76	Lost 1	SDSU is 34-15 in its last 49 games. Last losses: at Wyoming (2-11-14), vs. No. 4/5 Arizona (3-27-14)
SDSU Scores Between 70-79	1-0	116-24	Won 13	The Aztecs are 57-3 in their last 60 games when scoring between 70-79 points. Last loss: vs. FGCU (3-24-13)
SDSU Scores Between 80-89	0-0	64-16	Won 9	SDSU is 16-2 in its last 18 games when scoring between 80-89 points
SDSU Scores Between 90-99	0-0	17-2	Won 12	The Aztecs have won 12 straight games and are 17-2 under Steve Fisher in this category
SDSU Scores 100+	0-0	2-0	Won 25	The Aztecs have won 25 straight games when reaching triple digits
Opp. Scores Less Than 60	3-0	153-13	Won 7	SDSU is 80-3 in the category in last 83 games; Losses: at AFA (2-18-12), at Wyo. (1-19-13), at UNM (2-22-14)
Opp. Scores Between 60-69	0-0	100-46	Won 1	SDSU is 32-10 in the category since the start of 2010-11. Last loss: vs. New Mexico (3-15-14)
Opp. Scores Between 70-79	0-0	56-62	Lost 1	SDSU is 13-10 in its last 23 games when allowing between 70-79 points
Opp. Scores Between 80-89	0-0	5-38	Won 1	SDSU is 1-4 since the beginning of the 2010-11 season in this category.
Opp. Scores Between 90-99	0-0	1-14	Won 1	SDSU snapped a 24-game losing streak in the category by winning at TCU (3-3-12)
Opp. Scores 100+	0-0	0-3	Lost 9	
Wearing Black	0-0		Won 2	SDSU is 22-11 in its last 33 games in the black uniforms; Last worn: at UNLV (3-5-14)
Wearing Red	0-0		Lost 1	Aztecs are 14-4 in their last 18 when wearing red since the start of 2010-11; Last worn: at Wyoming (2-11-14)
Wearing White	2-0		Won 2	SDSU is 77-10 in white uniforms since the beginning of the 2010-11 season
Wearing Camouflage	0-0	0-1	Lost 1	SDSU lost to No. 9/9 Syracuse (11-11-12)
Wearing Pewter Gray	0-0	3-1	Won 2	Uniforms made its debut vs. USD (12-15-12); also worn against UNLV (1-16-13), FS (2-9-13), BSU (3-13-13)
Wearing Turquoise	1-0	1-0	Won 1	Uniforms made its debut vs. Bakersfield (11-20-14)
On Monday	0-0		Won 5	Aztecs are 4-0 on Monday since the beginning of 2010-11
On Tuesday	1-0		Won 3	SDSU is 18-3 in its last 21 games played on Tuesday. Last loss: at Wyoming (2-11-14)
On Wednesday	0-0		Won 10	SDSU is 29-6 in its last 35 games played on Wednesday
On Thursday	1-0		Won 1	Aztecs played just 15 Thursday games since the start of the 2010-11 season
On Friday	1-0		Won 6	SDSU is 17-2 in its last 19 games played on the day
On Saturday	0-0		Won 1	SDSU is 39-11 in its last 50 games played on Saturday
On Sunday	0-0		Won 4	The Aztecs have played only 11 Sunday games since the beginning of the 2010-11 campaign (9-2)
In November	3-0		Won 6	SDSU is 24-4 in November since the beginning of the 2010-11 campaign
In December	0-0		Won 6	The Aztecs are 30-1 in their last 31 games played in December. Last loss: vs. No. 3/3 Arizona (12-25-12)
In January	0-0		Won 10	SDSU is 26-4 in last 30 January games
In February	0-0		Won 1	SDSU is 13-6 in its last 19 games played during the month
In March	0-0		Lost 1	The Aztecs are 31-11 in their last 42 March games