

Princeton University

Season Opener Set for Monday at BYU in ESPN Tip-Off Marathon

Men's Basketball

Posted: November 09, 2016




Princeton at BYU
Monday, Nov. 14, 2016
10 p.m. ET/8 p.m. MT
ESPN 2



[Live Stats](#) • [Watch](#) (ESPN2 & ESPN3) • [Listen](#) (WPRB 103.3 FM Princeton & Tune-In App)

Probable Starters



25


[Steven Cook](#)

Sr. • F •

Winnetka, Ill.

11.7 ppg
(2015-16)

4.1 rpg
(2015-16)



30


[Hans Brase](#)

Sr. • F •

Clover, S.C.

11.5 ppg
(2014-15)

7.5 rpg
(2014-15)



10

[Spencer Weisz](#)

Sr. • F • Florham

Park, N.J.

10.8 ppg (2015-
16)

5.2 rpg (2015-
16)



5

[Amir Bell](#)

Jr. • G • East

Brunswick, N.J.

9.1 ppg (2015-
16)

2.5 rpg (2015-
16)



31

[Pete Miller](#)

Sr. •

Winchester,

Mass.

6.6 ppg (2015-
16)

6.2 rpg (2015-
16)

• [2015-16 Season Stats](#) • [2016-17 Roster](#) • [2016-17 Schedule](#)



22-7, 12-2 Ivy
NIT First Round

24 (2011)

79.1 (68.6)

36.9 (34.0)

800-1726 .464 (737-1690
.436)

282-737 .383 (169-485
.348)

412-579 .712

[Henry Caruso](#) (15.0 ppg)

Princeton vs. BYU By the Numbers

2015-16 Record

2015-16 Finish

NCAA Appearances
(Last)

2015-16 PPG
(Allowed)

2015-16 RPG
(Allowed)

2015-16 FG (Allowed)

2015-16 3FG
(Allowed)

2015-16 FT

Leading Scorer (2015-
16)

Leading Rebounds



26-11, 13-5 WCC

NIT Semifinals

29 (2015)

83.6 (72.8)

40.9 (36.2)

1096-2369 .463 (943-2270
.415)

330-863 .382 (287-863
.333)

571-827 .690

Chase Fischer (18.2 ppg)

Kyle Collinsworth (8.2

[Henry Caruso](#) (6.2 ppg) (2015-16) ppg)

<u>Spencer Weisz</u> (3.9 apg)	Assists Leader (2015-16)	Kyle Collinsworth (7.4 apg)
0	Series Wins	4
0	Series Wins at BYU	3
None	Last Win vs. Opponent	1991
None	Largest Margin of Victory	21 (1982)

- Princeton will play in the ESPN College Hoops Tip-Off Marathon for the first time this year. The Tigers will be the first men's game on the schedule at 10 p.m. ET/8 p.m. local time in Provo.
- The Tigers have received some high praise heading into the new campaign. Heading into last week, Princeton stood 36th nationally in the KenPom rankings and was voted first in the official Ivy League preseason poll by the league's media for the first time since 2012-13, earning 12 of 17 first-place votes. In ESPN's preseason bracketology, Princeton was predicted a ninth seed, which would be the highest seed for an Ivy League team since Princeton held a fifth seed in 1998, [Mitch Henderson](#)'s senior year.
- Princeton returns 99 percent of its points and minutes from last year, a group that includes its top 13 scorers from last year and three 2016 All-Ivy League honorees in [Henry Caruso](#) (first team), [Spencer Weisz](#) (second team) and [Steven Cook](#) (honorable mention).
- Princeton has three players who have earned All-Ivy League honors during their careers: [Spencer Weisz](#) was the 2014 Ivy League Rookie of the Year and 2015 and 2016 second-team All-Ivy. [Steven Cook](#) was 2015 second-team All-Ivy and 2016 honorable mention All-Ivy. [Henry Caruso](#) was 2016 first-team All-Ivy.
- Princeton was in the top 10 percent of the nation (top 34) in five statistical categories last season: third in fewest fouls (503), sixth in fewest turnovers (331), 14th in 3s per game (9.7), 21st in scoring margin (+10.5 ppg) and 31st in 3FG percentage (.383).
- Princeton led the Ivy League last year in scoring offense (79.1 ppg, 39th nationally) in fewest turnovers, fewest fouls, defensive rebounds per game (26.93), fewest personal fouls per game (17.3) and 3s per game.
- Princeton's 79.1 ppg last season was the third-highest in program history and highest since the 1971-72 season, a program-record 79.69 points per game. The 1964-65 Final Four team averaged 79.69 ppg.
- Princeton is coming off its quadrennial foreign trip. The Tigers went to Italy in late August, spending two nights each in Rome, Florence, Bologna with a side trip to Venice, Vicenza and Cernobbio on Lake Como. Princeton played three games, starting by closing a 21-point fourth-quarter deficit to defeat Fortitudo Kontatto in Bologna, a second-division Italian team, 93-87 in overtime. [Khyran Rayner](#) hit a halfcourt buzzer-beater to send the game to OT. Next, Princeton faced ASD Pallacanestro Vicenza, winning that game 67-58 against a third-division Italian team. The Tigers closed the trip with an 84-80 OT loss to Junior Casale, another second-division Italian team. Princeton had 15 players on the trip, not including the freshmen, and 13, except [Hans Brase](#) and [Elias Berbari](#), saw playing time. Among the Tigers on the Italy trip was [Devin Cannady](#), who had also studied in Tanzania earlier in the summer.
- This will be Princeton's fifth trip to Utah. Princeton played at BYU in 1982 (52-31 BYU), at Utah for the first round of the NCAA Tournament in 1984 (UNLV won 68-56), at Utah in 1987 (59-55 Utah), and the 1991 Cougar Classic (def. Oral Roberts 64-55, lost to BYU 65-59).
- Princeton has faced BYU four times: opening the 1981 NCAA Tournament at Providence (60-51 BYU), at Jadwin in 1981 (39-38 BYU), at BYU in 1982 (52-31 BYU), and at BYU in 1991 (65-59 BYU).

- BYU's 1981 tournament run is famous for Danny Ainge's coast-to-coast buzzer beating to lift BYU over Notre Dame 51-50 in the Sweet 16, but the Cougars opened that run against the Tigers in Providence. Ainge scored 21 points against Princeton a game before he scored 37 against UCLA and two games before the highlight against Notre Dame. The 37 points stood alone as BYU's single-game scoring record until Jimmer Fredette equaled it in a 2010 double-overtime game.
- Princeton coach [Mitch Henderson](#) enters the season as the sixth-winningest coach in program history and the longest-tenured coach since [Pete Carril](#) retired in 1996. With a 20-win season, Henderson will be Princeton's third-winningest coach. His 96 wins trail Frederick Leuhring (100, 1912-20), Butch van Breda Kolff (103, 1962-67), Albert Wittmer (115, 1923-32), Franklin "Cappy" Cappon (250, 1938-43 & 1946-61) and [Pete Carril](#) (514, 1967-96).
- The Ivy League has won five NCAA Tournament games in the last seven seasons. Cornell advanced to the Sweet 16 in 2010, Harvard beat New Mexico in 2013 and Cincinnati in 2014, and Yale beat Baylor in 2016. Princeton came within a buzzer-beating bank shot of adding to that in 2011, but Kentucky's Brandon Knight saved a 57-55 win, and Harvard fell to UNC just 67-65 in 2015.
- The Ivy League is adding a postseason tournament this year for the first time in conference history. The top four teams will qualify for the event, which will be held at The Palestra in Philadelphia on March 11 and 12. The winner of the regular season will be the Ivy League champion, and the tournament winner will receive the automatic NCAA tournament bid with the regular-season champion, if different, earning an NIT bid. The site past 2017 has not been determined.

Individual Notes & Career Highs

34 • [Richmond Aririguzoh](#) • Fr. • C • 6-9 • 220 • Ewing, N.J. • Trenton Catholic

Pronunciation: ah-REE-ree-GOO-zoh ... brother Franklin is a sophomore on the track and field team at Princeton (middle-distance runner) ... helped Trenton Catholic to three Burlington County Scholastic League titles and two Mercer County Tournament titles ... team MVP as a senior, averaging 15 points, nine rebounds and three blocks per game ... earned team MVP honors with the Iron Mikes' track and field team as a sophomore, competing in the hurdles and discus ... brother Franklin is in the Class of 2019 at Princeton and on the track and field team ... born in Italy, came to the U.S. at age 12.

Season Highs	Pts	Reb	Ast	Stl
Blocks	FG	3FG	FT	Min
Career Highs	Pts	Reb	Ast	Stl
Blocks	FG	3FG	FT	Min

5 • [Amir Bell](#) • Jr. • G • 6-4 • 190 • East Brunswick, N.J. • East Brunswick

Pronunciation: ah-MEER ... has started all 59 games in his career ... had 11 double-figure scoring games last season ... as a rookie, was the first freshman to start every game since the 2006-07 season ... his 265 points in 2014-15 were the eighth-most for a Princeton freshman since freshman eligibility began for the 1978-79 season ... had a 77:48 assist-to-turnover ratio as a rookie and 68:49 last season ... all-Greater Middlesex Conference selection in 2013 and 2014 at East Brunswick High School ... was a three-star recruit according to ESPN.com as well as Yahoo! Sports' Rivals.com ... politics major.

Season Highs	Pts	Reb	Ast	Stl
2015-16	28 at Penn (1/9/16)	9 vs. St. Peter's (11/21/15)	5 vs. Lafayette (11/25/15)	4, last vs. Yale (2/19/16)
Blocks	FG	3FG	FT	Min
3 vs. Cornell (2/27/16)	9 at Penn (1/9/16)	4 at Penn (1/9/16)	6 at Penn (1/9/16)	36, last at Columbia (2/13/16)

Career Highs	Pts	Reb	Ast	Stl
2014-16	28 at Penn (1/9/16)	9 vs. St. Peter's (11/21/15)	5, last vs. Lafayette (11/25/15)	4, last vs. Yale (2/19/16)
Blocks	FG	3FG	FT	Min
3, last vs. Cornell (2/27/16)	9 at Penn (1/9/16)	4 at Penn (1/9/16)	8 at FDU (12/3/14)	38 at FDU (12/3/14)

11 • [Elias Berbari](#) • So. • G • 6-2 • 180 • Greenlawn, N.Y. • Harborfields

Pronunciation: eh-LIE-as bur-BAHR-ee ... played in eight games as a rookie last season ... three-time team captain at Harborfields High School ... helped lead his team to three Suffolk League 5 championships and two Suffolk County Championship appearances ... three-time All-County Scholar Athlete and won the Harborfields Coach's Award as a senior.

Season Highs	Pts	Reb	Ast	Stl
2015-16	0	1 at Hampton (1/3/16)	1 vs. Bryn Athyn (1/24/16)	0
Blocks	FG	3FG	FT	Min
0	0	0	0	3 vs. Bryn Athyn (1/24/16)
Career Highs	Pts	Reb	Ast	Stl
2015-16	0	1 at Hampton (1/3/16)	1 vs. Bryn Athyn (1/24/16)	0
Blocks	FG	3FG	FT	Min
0	0	0	0	3 vs. Bryn Athyn (1/24/16)

44 • [Noah Bramlage](#) • So. • F • 6-9 • 220 • Glandorf, Ohio • Ottawa-Glandorf

Played in 17 games last season and scored in five ... Ottawa-Glandorf's third-leading scorer all-time with 1,442 points, a total that was good for sixth all-time in Putnam County ... a four-year starter, helped lead Ottawa-Glandorf to four straight regional tournament appearances, two state final appearances and the 2013 Division III state championship ... Associated Press Division III first-team All-Northwest Ohio honors twice, and also was a two-time member of the AP Division III All-Ohio second team ... was an integral member of the All-Ohio Red AAU program, helping the team to the EYBL Finals at the Peach Jam.

Season Highs	Pts	Reb	Ast	Stl
2015-16	14 vs. Lafayette (11/25/15)	6 vs. Bryn Athyn (1/24/16)	3 vs. Lafayette (11/25/15)	1, last at Cornell (2/12/16)
Blocks	FG	3FG	FT	Min
1 vs. Bryn Athyn (1/24/16)	4 vs. Lafayette (11/25/15)	3 vs. Lafayette (11/25/15)	5 at Cornell (2/12/16)	19 vs. Bryn Athyn (1/24/16)
Career Highs	Pts	Reb	Ast	Stl
2015-16	14 vs. Lafayette (11/25/15)	6 vs. Bryn Athyn (1/24/16)	3 vs. Lafayette (11/25/15)	1, last at Cornell (2/12/16)
Blocks	FG	3FG	FT	Min
1 vs. Bryn Athyn (1/24/16)	4 vs. Lafayette (11/25/15)	3 vs. Lafayette (11/25/15)	5 at Cornell (2/12/16)	19 vs. Bryn Athyn (1/24/16)

30 • [Hans Brase](#) • Sr. • F • 6-9 • 235 • Clover, S.C. • Hill School (Pa.)

Pronunciation: BRACE ... returns after missing the 2015-16 due to a knee injury ... was the team's second-leading scorer (11.5 ppg) and leading rebounder (7.5 ppg) as a junior in 2014-15 and as a sophomore in 2013-14 (11.2 ppg, 5.7 rpg) ... started 77 of his 88 games played over his first three seasons ... has 45 career double-figure scoring games and has reached 20 points twice: 1/31/14 at Harvard (20) and 3/7/15 vs. Columbia (23) ...

sociology major.

Season Highs	Pts	Reb	Ast	Stl
2014-15 (DNP) 2015-16)	23 vs. Columbia (3/7/15)	15 vs. Brown (2/13/15)	6 vs. San Jose State (11/30/14)	2, last at Cornell (2/7/15)
Blocks	FG	3FG	FT	Min
2, last at Dartmouth (2/20/15)	8 vs. Columbia (3/7/15)	5 at Lafayette (11/19/14)	7, last vs. Columbia (3/7/15)	39 at Cal (12/13/14)
Career Highs	Pts	Reb	Ast	Stl
2012-16	23 vs. Columbia (3/7/15)	15, last vs. Brown (2/13/15)	7 at Bucknell (11/30/13)	3 at Tulane (3/19/14)
Blocks	FG	3FG	FT	Min
3, last at Penn State (12/14/13)	8, last vs. Columbia (3/7/15)	5 at Lafayette (11/19/14)	9 vs. Kent State (12/31/13)	39, last at Cal (12/13/14)

35 • [Alec Brennan](#) • Jr. • F • 6-11 • 230 • Weston, Mass. • Milton Academy

More than doubled his scoring output from freshman to sophomore seasons, scoring 80 points after netting 33 as a rookie ... finished 31 of 58 (.534) from the field last season, playing in all 29 games and playing double-digit minutes in 13 games ... played in 23 games as a rookie, all off the bench, and scored in nine games while playing double-digit minutes in six games last season ... as a recruit, garnered a three-star rating from Rivals.com and a 78 grade from ESPN.com ... in 2014, helped Milton Academy win the program's first Independent School League title, claiming the New England Prep School Athletic Conference's Defensive Player of the Year award, Milton's team MVP honors and NEPSAC Class A first-team recognition ... three-time all-league honoree in high school and was a McDonald's All-America nominee ... politics major.

Season Highs	Pts	Reb	Ast	Stl
2015-16	10 at Hampton (1/3/16)	8 vs. Bryn Athyn (1/24/16)	2, last at Cornell (2/12/16)	2, last at Va. Tech (3/16/16)
Blocks	FG	3FG	FT	Min
3 vs. Maryland (12/19/15)	4, last vs. Bryn Athyn (1/24/16)	1, last at Va. Tech (3/16/16)	4 at Brown (1/29/16)	21 vs. Bryn Athyn (1/24/16)
Career Highs	Pts	Reb	Ast	Stl
2014-16	10 at Hampton (1/3/16)	8 vs. Bryn Athyn (1/24/16)	3 vs. Rowan (1/25/15)	2 vs. Penn (3/8/16)
Blocks	FG	3FG	FT	Min
3 vs. Maryland (12/19/15)	4, last vs. Bryn Athyn (1/24/16)	1, last vs. Brown (2/20/16)	4 at Brown (1/29/16)	21, last vs. Bryn Athyn (1/24/16)

3 • [Devin Cannady](#) • So. • G • 6-1 • 185 • Mishawaka, Ind. • Mishawaka Marian

Pronunciation: CAN-ah-dee ... team's third-leading scorer last season (11.6 ppg) despite coming off the bench in all 29 games and ranking fifth on the team at 22 minutes per game ... Cannady and [Myles Stephens](#) were the only freshmen to play in all 29 games last season ... scored in double figures in 20 games last season, including 17 of the last 21 games ... shot .456 (57-125) from 3-point range last season, but fell short of NCAA minimum to be ranked (2.5 made per game) ... ranked eighth in the nation in free throw percentage at .889 and led the Ivy League ... scored 17 points in his Tiger debut Nov. 13, 2015 against Rider, the second-most by a Princeton freshman in an opener in the era of freshman eligibility, which is since the 1978-79 season (25, Douglas Davis '12 vs. Central Michigan, 11/14/2008) ... led Marian to an undefeated regular season on his way to becoming the winningest player in Marian history ... McDonald's All-American nominee ... finished his high school career second on the school's all-time scoring list with 1,475 points ... named to the North team for the Indiana All-Star game as well as earning a spot on Indiana Basketball Coaches Association/Subway "Supreme 15" Team, a ranking of the Top 15 players in the state ... had a strong summer with Spiece on the Nike EYBL circuit as well ... scored 11.8 points, grabbed 4.2 rebounds and handed out four assists per game, leading his team to the EYBL Finals at the Peach Jam.

Season Highs	Pts	Reb	Ast	Stl
2015-16	23 at Columbia (2/13/16)	7 vs. Bryn Athyn (1/24/16)	3, last vs. Brown (2/20/16)	4 at Penn (1/9/16)
Blocks	FG	3FG	FT	Min
2 vs. Bucknell (12/22/15)	8 at Columbia (2/13/16)	4 at Hampton (1/3/16)	7, last vs. Yale (2/19/16)	32, last at Columbia (2/13/16)
Career Highs	Pts	Reb	Ast	Stl
2015-16	23 at Columbia (2/13/16)	7 vs. Bryn Athyn (1/24/16)	3, last vs. Brown (2/20/16)	4 at Penn (1/9/16)
Blocks	FG	3FG	FT	Min
2 vs. Bucknell (12/22/15)	8 at Columbia (2/13/16)	4 at Hampton (1/3/16)	7, last vs. Yale (2/19/16)	32, last at Columbia (2/13/16)

21 • [Henry Caruso](#) • Sr. • F • 6-4 • 205 • San Mateo, Calif. • Junipero Serra

Pronunciation: cah-ROO-soh ... first-team All-Ivy League 2016 ... team's leading scorer last season (15.0 ppg) ... had six of his eight career 20-point games last season ... more than doubled his previous career total last season, scoring 435 points after scoring 179 between his freshman (3) and sophomore (176) seasons ... last season was his first as a starter; started six games as a sophomore in 2014-15 ... had his first three career double-doubles last season, against Lafayette (13 pts, 10 reb), FDU (27 pts, 10 reb) and Lipscomb (24 pts, 12 reb) ... shot .522 (152-291) from the field last season and .446 (37-83) from 3 ... second-leading scorer in program history at Serra, a school which also produced Princeton 1,000-point scorer Dan Mavraides '11 as well as prominent sports figures including Tom Brady and Barry Bonds ... history major.

Season Highs	Pts	Reb	Ast	Stl
2015-16	29 vs. Liberty (12/17/15)	12 at Lipscomb (12/12/15)	6 vs. Harvard (2/5/16)	3, last at Yale (1/30/16)
Blocks	FG	3FG	FT	Min
1, last vs. Harvard (2/5/16)	10, last at Yale (1/30/16)	4, last vs. Harvard (2/5/16)	8 vs. Liberty (12/17/15)	38 at Columbia (2/13/16)
Career Highs	Pts	Reb	Ast	Stl
2013-16	29 vs. Liberty (12/17/15)	12 at Lipscomb (12/12/15)	6 vs. Harvard (2/5/16)	3, last at Yale (1/30/16)

Blocks	FG	3FG	FT	Min
1, last vs. Harvard (2/5/16)	10, last at Yale (1/30/16)	4, last vs. Harvard (2/5/16)	14 vs. Penn (1/10/15)	38 at Columbia (2/13/16)

25 • [Steven Cook](#) • Sr. • F • 6-5 • 200 • Sr. • Winnetka, Ill. • New Trier

Honorable mention All-Ivy League 2016 ... second-team All-Ivy League 2015 ... Princeton's second-leading scorer from last season (11.7 ppg) ... ended last season with seven consecutive double-figure scoring games, averaging 17.6 ppg over those seven contests ... nominee for the Senior CLASS Award and the NABC Good Works Team ... Academic All-Ivy League 2016 ... started all 29 games last season, 24 of 30 games in 2014-15 and 13 of 30 games as a freshman ... economics major.

Season Highs	Pts	Reb	Ast	Stl
2015-16	27, last at Dartmouth (3/5/16)	10 vs. Lafayette (11/25/15)	5 vs. Dartmouth (2/6/16)	5 at Brown (1/29/16)
Blocks	FG	3FG	FT	Min
3, last at Harvard (3/4/16)	10 vs. Dartmouth (2/6/16)	6 at Dartmouth (3/5/16)	5 at Columbia (2/13/16)	39 vs. Columbia (2/26/16)
Career Highs	Pts	Reb	Ast	Stl
2013-16	28 vs. Stony Brook (12/6/14)	10 vs. Lafayette (11/25/15)	5, last vs. Dartmouth (2/6/16)	7 vs. Stony Brook (12/6/14)
Blocks	FG	3FG	FT	Min
3, last at Harvard (3/4/16)	10 vs. Dartmouth (2/6/16)	6 at Dartmouth (3/5/16)	8 vs. Incarnate Word (11/22/14)	39 vs. Columbia (2/26/16)

32 • [Jackson Forbes](#) • Jr. • F • 6-6 • 220 • Plano, Texas • John Paul II

Played in 20 games last season, reaching his career-high scoring total of nine twice, against Saint Peter's and Bryn Athyn ... played in three games as a rookie ... all-state honoree among Texas Association of Private and Parochial School players ... as a senior, was named second-team TAPPS all-state while once again leading John Paul II to the state final ... architecture major.

Season Highs	Pts	Reb	Ast	Stl
2015-16	9, last vs. Bryn Athyn (1/24/16)	3, last vs. Bryn Athyn (1/24/16)	3 at Stony Brook (12/5/15)	1, last at Cornell, (2/12/16)
Blocks	FG	3FG	FT	Min
0	3, last vs. Bryn Athyn (1/24/16)	3, last vs. Bryn Athyn (1/24/16)	2, last at Norfolk State (1/5/16)	13, last vs. Bryn Athyn (1/24/16)
Career Highs	Pts	Reb	Ast	Stl
2014-16	9, last vs. Bryn Athyn (1/24/16)	3, last vs. Bryn Athyn (1/24/16)	3 at Stony Brook (12/5/15)	1, last at Cornell, (2/12/16)
Blocks	FG	3FG	FT	Min
0	3, last vs. Bryn Athyn (1/24/16)	3, last vs. Bryn Athyn (1/24/16)	2, last at Norfolk State (1/5/16)	13, last vs. Bryn Athyn (1/24/16)

13 • [Will Gladson](#) • Fr. • F • 6-10 • 255 • Chesterfield, Mo. • Chaminade College Prep

Three-star recruit as rated by ESPN ... earned honorable-mention all-conference as a senior at Chaminade College Prep ... helped the team to a 27-5 record and a state title as a senior.

Season Highs	Pts	Reb	Ast	Stl
Blocks	FG	3FG	FT	Min
Career Highs	Pts	Reb	Ast	Stl
Blocks	FG	3FG	FT	Min

4 • [Mike LeBlanc](#) • Jr. • F • 6-6 • 195 • Dover, N.H. • New Hampton

Pronunciation: leh-BLAHNC ... played in 14 games last season, reaching double-figure minutes in each of a four-game stretch in January ... scored 12 points in the season opener against Lafayette ... played in three games as a rookie ... named a McDonald's All-America nominee in 2014 ... led New Hampton to the New England Prep School Athletic Conference AAA finals in his senior season and was recognized with NEPSAC AAA regional all-star honors ... New Hampton also produced recent former Tiger Patrick Saunders '12 ... politics major.

Season Highs	Pts	Reb	Ast	Stl
2015-16	12 vs. Lafayette (11/25/15)	3, last vs. Bryn Athyn (1/24/16)	3 at Norfolk State (1/5/16)	2 vs. Lafayette (11/25/15)
Blocks	FG	3FG	FT	Min
0	4 vs. Lafayette (11/25/15)	4 vs. Lafayette (11/25/15)	1 at Hampton (1/3/16)	12 vs. Bryn Athyn (1/24/16)
Career Highs	Pts	Reb	Ast	Stl
2014-16	12 vs. Lafayette (11/25/15)	3, last vs. Bryn Athyn (1/24/16)	3 at Norfolk State (1/5/16)	2 vs. Lafayette (11/25/15)
Blocks	FG	3FG	FT	Min
0	4 vs. Lafayette (11/25/15)	4 vs. Lafayette (11/25/15)	1 at Hampton (1/3/16)	12 vs. Bryn Athyn (1/24/16)

31 • [Pete Miller](#) • Sr. • F • 6-11 • 230 • Winchester, Mass. • Northfield Mount Hermon

Played in all 29 games last season and started 28 (except senior night) ... finished second on the team in rebounding at 6.1 rpg last season ... shot .519 from the field last season, second on the team among players with at least 100 field goal attempts ... led the team with 35 blocked shots last season... more than doubled his rebounding total from his sophomore season with 120 boards (56 as a sophomore) as a junior ... had four double-figure scoring games last season, led by a 20-point effort Feb. 13 at Columbia ... had double-doubles in 2015-16 at Lipscomb (12 pts., 10 reb.) and Columbia (20 pts., 13 reb.) ... as a sophomore, played in all 30 games, starting the first 23, and was a .545 shooter from the field ... led the team in 2014-15 with 35 blocks ... had three double-figure scoring games as a sophomore ... played in 29 of the team's 30 games as a freshman ... economics major.

Season Highs	Pts	Reb	Ast	Stl
2015-16	20 at Columbia (2/13/16)	13 at Columbia (2/13/16)	4, last vs. Harvard (2/5/16)	2, last at Dartmouth (3/5/16)
Blocks	FG	3FG	FT	Min
3, last at Dartmouth	9 at Columbia	0	4 at Lipscomb	28, last at Columbia

(3/5/16)	(2/13/16)		(12/12/15)	(2/13/16)
Career Highs	Pts	Reb	Ast	Stl
2013-16	20 at Columbia (2/13/16)	13 at Columbia (2/13/16)	4, last vs. Harvard (2/5/16)	2, last at Dartmouth (3/5/16)
Blocks	FG	3FG	FT	Min
4, last vs. Brown (2/13/15)	9 at Columbia (2/13/16)	0	4, last at Lipscomb (12/12/15)	30 vs. Dartmouth (1/31/15)

2 • [Jose Morales](#) • Fr. • G • 5-9 • 165 • Miramar, Fla. • Hun School (N.J.)

Pronunciation ... ho-SAY moh-RAH-less ... spend a postgraduate year at the Hun School in Princeton ... at Cardinal Gibbons in Florida, helped his senior-year team to a 32-1 record and a 5A state title ... shared 5A Player of the Year honors and won first-team all-state recognition that season ... spent time with the Puerto Rican U16 team in 2013-14.

Season Highs		Pts	Reb	Ast	Stl
Blocks		FG	3FG	FT	Min
Career Highs		Pts	Reb	Ast	Stl
Blocks		FG	3FG	FT	Min

14 • [Khyran Rayner](#) • Sr. • G • 5-11 • 165 • Portland, Ore. • Jesuit

Pronunciation: KEY-on ... played in 19 games a year ago, seeing double-digit minutes four times ... played in 18 games in 2014-15, seeing double-digit minutes once ... played in seven games as a freshman ... alma mater in Oregon is shared with Miami Heat coach Erik Spoelstra and the Cleveland Cavaliers' Mike Dunleavy Jr. ... politics major.

Season Highs	Pts	Reb	Ast	Stl
2015-16	7 vs. Lafayette (11/25/15)	2, last vs. Penn (3/8/16)	2 at Hampton (1/3/16)	1, last at Harvard (3/4/16)
Blocks	FG	3FG	FT	Min
0	3 vs. Lafayette (11/25/15)	2 vs. Bryn Athyn (1/24/16)	5 at Cornell (2/12/16)	16 vs. Lafayette (11/25/15)
Career Highs	Pts	Reb	Ast	Stl
2013-16	7 vs. Lafayette (11/25/15)	2, last vs. Penn (3/8/16)	2 at Hampton (1/3/16)	2 at Cornell (3/7/14)
Blocks	FG	3FG	FT	Min
1 vs. Kean (1/26/14)	3 vs. Lafayette (11/25/15)	2 vs. Bryn Athyn (1/24/16)	5 at Cornell (2/12/16)	16 vs. Lafayette (11/25/15)

1 • Vittorio Reynoso-Avila • Fr. • F • 6-5 • 200 • La Mirada, Calif. • La Mirada

Pronunciation ... vit-TOH-ree-oh ray-NO-soh AH-vee-lah ... three-star recruit, as graded by ESPN and Scout.com ... named Most Outstanding Player on La Mirada's California Division II state championship team in 2015, averaging 14 points per game ... earned salutatorian honors at La Mirada.

Season Highs		Pts	Reb	Ast	Stl
Blocks		FG	3FG	FT	Min
Career Highs		Pts	Reb	Ast	Stl
Blocks		FG	3FG	FT	Min

12 • [Myles Stephens](#) • So. • G • 6-5 • 205 • Lawrenceville, N.J. • St. Andrew's (Del.)

Played in all 29 games in 2015-16, one of only two freshmen, along with [Devin Cannady](#), to do so ... had three double-figure scoring games ... played double-figure minutes 24 times, including in each of the last 18 games ... played his freshman and sophomore years at The Pennington School (N.J.) before transferring to St. Andrew's School in Delaware to finish his high school career ... missed his senior year of high school due to injury, was a 1,000-point scorer in three seasons of high school basketball ... won a Prep B State Championship at Pennington and, in the summer of 2015, was the No. 2-ranked player in Delaware by ESPN ... had a stellar career on the AAU circuit with the NJ Roadrunners until his move to Delaware, where he played with We R 1 on the 17U level.

Season Highs	Pts	Reb	Ast	Stl
2015-16	11 at Norfolk State (1/5/16)	6 at Hampton (1/3/16)	2, last vs. Brown (2/20/16)	2, last at Harvard (3/4/16)
Blocks	FG	3FG	FT	Min
2, last vs. Cornell (2/27/16)	6 vs. Columbia (2/26/16)	1, last vs. Penn (3/8/16)	5 vs. Liberty (12/17/15)	26 vs. Columbia (2/26/16)
Career Highs	Pts	Reb	Ast	Stl
2015-16	11 at Norfolk State (1/5/16)	6 at Hampton (1/3/16)	2, last vs. Brown (2/20/16)	2, last at Harvard (3/4/16)
Blocks	FG	3FG	FT	Min
2, last vs. Cornell (2/27/16)	6 vs. Columbia (2/26/16)	1, last vs. Penn (3/8/16)	5 vs. Liberty (12/17/15)	26 vs. Columbia (2/26/16)

10 • [Spencer Weisz](#) • Sr. • F • 6-4 • 210 • Florham Park, N.J. • Seton Hall Prep

Pronunciation: WICE ... second-team All-Ivy League 2015 and 2016, 2014 Ivy League Rookie of the Year ... led the team in assists last season with 113, good for fourth in the Ivy League ... had an Ivy-best 2.83 assist-to-turnover ratio and was second in the Ivy in assists per game at 3.9 ... had two double-doubles last season, at Lipscomb (21 pts., 11 reb.) and against Bucknell (14 pts., 10 reb.) ... 18 double-digit scoring games last season ... history major.

Season Highs	Pts	Reb	Ast	Stl
2015-16	21 at Lipscomb (12/12/15)	12 at Saint Joseph's (12/8/15)	9 at Dartmouth (3/5/16)	3, last vs. Yale (2/19/16)
Blocks	FG	3FG	FT	Min
1, last at Va. Tech (3/16/16)	7 at Lipscomb (12/12/15)	5 at Lipscomb (12/12/15)	5 vs. Liberty (12/17/15)	40 at Penn (1/9/16)
Career Highs	Pts	Reb	Ast	Stl
2013-16	22 vs. Incarnate Word (11/22/14)	12 at Saint Joseph's (12/8/15)	9 at Dartmouth (3/5/16)	4 vs. Liberty (12/22/14)
Blocks	FG	3FG	FT	Min
2, last vs. Yale (2/28/14)	8 vs. Incarnate Word (11/22/14)	5 at Lipscomb (12/12/15)	8 at Lafayette (11/19/14)	40 at Penn (1/9/16)

0 • [Aaron Young](#) • Jr. • G • 6-0 • 180 • Falls Church, Va. • Virginia Episcopal School

Played in 19 games last season, reaching double-figure minutes twice, and played in 15 games as a rookie first-

team All-Virginia Independent Conference Division I honoree in 2014 while leading VES to the VIC state semifinals and earning all-tournament honors ... politics major.

Season Highs	Pts	Reb	Ast	Stl
2015-16	8 at Norfolk State (1/5/16)	2, last at Yale (1/30/16)	3 at Norfolk State (1/5/16)	1, last vs. Brown (2/20/16)
Blocks	FG	3FG	FT	Min
0	2 at Norfolk State (1/5/16)	2 at Norfolk State (1/5/16)	2, last at Brown (2/20/16)	14 at Norfolk State (1/5/16)
Career Highs	Pts	Reb	Ast	Stl
2014-16	15 vs. Rowan (1/25/15)	2, last at Yale (1/30/16)	3 at Norfolk State (1/5/16)	1 at Hampton (1/3/16)
Blocks	FG	3FG	FT	Min
1 vs. Lipscomb (12/19/14)	5 vs. Rowan (1/25/15)	5 vs. Rowan (1/25/15)	2, last vs. Bryn Athyn (1/24/16)	14 at Norfolk State (1/5/16)

Copyright ©2016 Princeton University

2015-16 Princeton Men's Basketball
Princeton Combined Team Statistics (as of Mar 16, 2016)
All games

RECORD:	OVERALL	HOME	AWAY	NEUTRAL
ALL GAMES	22-7	13-0	9-6	0-1
CONFERENCE	12-2	7-0	5-2	0-0
NON-CONFERENCE	10-5	6-0	4-4	0-1

#	Player	gp-gs	Total		3-Point		F-Throw		Rebounds				pf dq			a to blk stl			pts	avg			
			min	avg	fg-fga	fg%	3fg-fga	3fg%	ft-fa	ft%	off	def	tot	avg	pf	dq	a	to			blk	stl	
21	Caruso, Henry	29-29	825	28.4	152-291	.522	37-83	.446	94-131	.718	54	127	181	6.2	49	0	50	47	3	37	435	15.0	
25	Cook, Steven	29-29	803	27.7	124-273	.454	47-132	.356	45-60	.750	35	85	120	4.1	41	0	49	39	20	31	340	11.7	
03	Cannady, Devin	29-0	639	22.0	100-206	.485	57-125	.456	80-90	.889	19	53	72	2.5	57	0	36	33	5	31	337	11.6	
10	Weisz, Spencer	29-29	922	31.8	106-253	.419	63-160	.394	38-47	.809	23	129	152	5.2	62	1	113	40	4	25	313	10.8	
05	Bell, Amir	29-29	792	27.3	92-203	.453	30-83	.361	50-75	.667	13	60	73	2.5	83	3	68	49	11	30	264	9.1	
31	Miller, Pete	29-28	608	21.0	83-160	.519	0-0	.000	24-47	.511	57	120	177	6.1	63	0	44	38	35	12	190	6.6	
12	Stephens, Myles	29-0	423	14.6	56-116	.483	9-31	.290	38-58	.655	15	54	69	2.4	36	1	11	28	13	12	159	5.5	
35	Brennan, Alec	29-0	277	9.6	31-58	.534	9-20	.450	9-20	.450	21	44	65	2.2	55	0	15	16	12	14	80	2.8	
44	Bramlage, Noah	17-0	118	6.9	13-37	.351	4-15	.267	12-18	.667	6	12	18	1.1	11	0	11	8	1	3	42	2.5	
20	Forbes, Jackson	20-0	115	5.8	12-38	.316	9-33	.273	4-5	.800	6	12	18	0.9	13	0	9	7	0	3	37	1.9	
14	Rayner, Khyan	19-0	116	6.1	10-32	.313	6-16	.375	9-14	.643	3	8	11	0.6	12	0	5	3	0	2	35	1.8	
23	LeBlanc, Mike	14-0	80	5.7	7-24	.292	5-18	.278	1-1	1.000	1	10	11	0.8	8	0	5	3	0	4	20	1.4	
00	Young, Aaron	19-0	86	4.5	7-17	.412	5-14	.357	8-11	.727	2	6	8	0.4	10	0	9	3	0	2	27	1.4	
13	Washington Jr., Mike	17-1	61	3.6	7-17	.412	1-6	.167	0-0	.000	0	12	12	0.7	2	0	5	6	0	0	15	0.9	
11	Berbari, Elias	8-0	10	1.3	0-1	.000	0-1	.000	0-2	.000	0	1	1	0.1	1	0	1	0	0	0	0	0.0	
Team											33	48	81				10						
Total.....		29	5875		800-1726	.464	282-737	.383	412-579	.712	288	781	1069	36.9	503	5	431	330	104	206	2294	79.1	
Opponents.....		29	5875		737-1690	.436	169-485	.348	346-519	.667	271	714	985	34.0	532	-	335	372	116	164	1989	68.6	

TEAM STATISTICS	PRIN	OPP	Date	Opponent	Score	Att.		
SCORING	2294	1989	11/13/15	at Rider	w 64-56	1650		
Points per game	79.1	68.6	11/21/15	SAINT PETER'S	w 75-72	1306		
Scoring margin	+10.5	-	11/25/15	LAFAYETTE	w 104-52	1578		
FIELD GOALS-ATT	800-1726	737-1690	11/30/15	FDU	w 91-61	1232		
Field goal pct	.464	.436	12/05/15	at Stony Brook	L 77-91	3187		
3 POINT FG-ATT	282-737	169-485	12/08/15	at Saint Joseph's	L 50-62	3451		
3-point FG pct	.383	.348	12/12/15	at Lipscomb	w 78-64	1445		
3-pt FG made per game	9.7	5.8	12/17/15	LIBERTY	w 77-72	1360		
FREE THROWS-ATT	412-579	346-519	12/19/15	vs Maryland	L 61-82	11076		
Free throw pct	.712	.667	12/22/15	BUCKNELL	w 89-77	2049		
F-Throws made per game	14.2	11.9	12/29/15	at Miami	L 64-76	6927		
REBOUNDS	1069	985	01/03/16	at Hampton	w 89-59	2115		
Rebounds per game	36.9	34.0	01/05/16	at Norfolk State	w 83-74	1011		
Rebounding margin	+2.9	-	* 01/09/16	at Penn	Wot 73-71	5029		
ASSISTS	431	335	01/24/16	BRYN ATHYN	w 100-44	1072		
Assists per game	14.9	11.6	* 01/29/16	at Brown	w 83-59	1948		
TURNOVERS	330	372	* 01/30/16	at Yale	L 75-79	2187		
Turnovers per game	11.4	12.8	* 02/05/16	HARVARD	w 83-62	3549		
Turnover margin	+1.4	-	* 02/06/16	DARTMOUTH	w 83-70	2553		
Assist/turnover ratio	1.3	0.9	* 02/12/16	at Cornell	w 85-56	1344		
STEALS	206	164	* 02/13/16	at Columbia	Wot 88-83	2633		
Steals per game	7.1	5.7	* 02/19/16	YALE	w 75-63	4211		
BLOCKS	104	116	* 02/20/16	BROWN	w 77-66	2772		
Blocks per game	3.6	4.0	* 02/26/16	COLUMBIA	w 88-83	3121		
ATTENDANCE	30259	55369	* 02/27/16	CORNELL	w 74-60	2992		
Home games-Avg/Game	13-2328	15-2953	* 03/04/16	at Harvard	L 71-73	2195		
Neutral site-Avg/Game	-	1-11076	* 03/05/16	at Dartmouth	w 84-65	930		
			* 03/08/16	PENN	w 72-71	2464		
Score by Periods	1st	2nd	OT	Totals				
Princeton	1110	1152	32	2294	03/16/16	at Virginia Tech	Lot 81-86	8241
Opponents	877	1082	30	1989				

* - Conference game

2015-16 Princeton Men's Basketball
Princeton Combined Team Statistics (as of Mar 17, 2016)
Conference games

RECORD:	OVERALL	HOME	AWAY	NEUTRAL
ALL GAMES	12-2	7-0	5-2	0-0
CONFERENCE	12-2	7-0	5-2	0-0
NON-CONFERENCE	0-0	0-0	0-0	0-0

##	Player	gp-gs	Total		3-Point		F-Throw		Rebounds				Other				pts	avg				
			min	avg	fg-fga	fg%	3fg-fga	3fg%	ft-fta	ft%	off	def	tot	avg	pf	dq			a	to	blk	stl
21	Caruso, Henry	14-14	422	30.1	65-142	.458	19-43	.442	43-60	.717	24	58	82	5.9	28	0	33	20	1	19	192	13.7
25	Cook, Steven	14-14	399	28.5	65-135	.481	28-71	.394	24-28	.857	14	36	50	3.6	24	0	22	19	11	15	182	13.0
03	Cannady, Devin	14-0	336	24.0	54-109	.495	28-59	.475	41-47	.872	10	23	33	2.4	33	0	17	19	2	18	177	12.6
10	Weisz, Spencer	14-14	472	33.7	53-115	.461	32-65	.492	19-22	.864	7	57	64	4.6	32	1	58	25	2	14	157	11.2
05	Bell, Amir	14-14	384	27.4	49-97	.505	15-40	.375	35-51	.686	3	28	31	2.2	43	2	27	32	9	12	148	10.6
31	Miller, Pete	14-13	308	22.0	42-73	.575	0-0	.000	13-23	.565	31	61	92	6.6	32	0	22	14	15	8	97	6.9
12	Stephens, Myles	14-0	237	16.9	33-68	.485	5-17	.294	22-29	.759	11	25	36	2.6	19	0	8	19	7	7	93	6.6
35	Brennan, Alec	14-0	106	7.6	9-21	.429	4-8	.500	8-14	.571	9	13	22	1.6	21	0	9	8	5	8	30	2.1
14	Rayner, Khyan	9-0	46	5.1	3-11	.273	1-3	.333	8-10	.800	2	4	6	0.7	4	0	0	0	0	1	15	1.7
44	Bramlage, Noah	6-0	25	4.2	2-8	.250	0-3	.000	5-5	1.000	2	4	6	1.0	2	0	0	2	0	2	9	1.5
13	Washington Jr., Mike	7-1	21	3.0	2-5	.400	0-2	.000	0-0	.000	0	4	4	0.6	0	0	0	2	0	0	4	0.6
00	Young, Aaron	10-0	37	3.7	1-2	.500	1-2	.500	2-4	.500	0	4	4	0.4	2	0	3	1	0	1	5	0.5
20	Forbes, Jackson	6-0	26	4.3	1-6	.167	0-3	.000	0-0	.000	0	3	3	0.5	2	0	3	0	0	1	2	0.3
23	LeBlanc, Mike	6-0	28	4.7	0-6	.000	0-4	.000	0-0	.000	0	2	2	0.3	1	0	1	0	0	0	0	0.0
11	Berbari, Elias	3-0	3	1.0	0-0	.000	0-0	.000	0-0	.000	0	0	0	0.0	0	0	0	0	0	0	0	0.0
Team											16	34	50				7					
Total.....		14	2850		379-798	.475	133-320	.416	220-293	.751	129	356	485	34.6	243	3	203	168	52	106	1111	79.4
Opponents.....		14	2850		360-817	.441	79-215	.367	162-248	.653	154	321	475	33.9	263	-	148	192	50	80	961	68.6

TEAM STATISTICS	PRIN	OPP	Date	Opponent	Score	Att.
SCORING	1111	961	* 01/09/16	at Penn	Wot 73-71	5029
Points per game	79.4	68.6	* 01/29/16	at Brown	w 83-59	1948
Scoring margin	+10.7	-	* 01/30/16	at Yale	L 75-79	2187
FIELD GOALS-ATT	379-798	360-817	* 02/05/16	HARVARD	w 83-62	3549
Field goal pct	.475	.441	* 02/06/16	DARTMOUTH	w 83-70	2553
3 POINT FG-ATT	133-320	79-215	* 02/12/16	at Cornell	w 85-56	1344
3-point FG pct	.416	.367	* 02/13/16	at Columbia	Wot 88-83	2633
3-pt FG made per game	9.5	5.6	* 02/19/16	YALE	w 75-63	4211
FREE THROWS-ATT	220-293	162-248	* 02/20/16	BROWN	w 77-66	2772
Free throw pct	.751	.653	* 02/26/16	COLUMBIA	w 88-83	3121
F-Throws made per game	15.7	11.6	* 02/27/16	CORNELL	w 74-60	2992
REBOUNDS	485	475	* 03/04/16	at Harvard	L 71-73	2195
Rebounds per game	34.6	33.9	* 03/05/16	at Dartmouth	w 84-65	930
Rebounding margin	+0.7	-	* 03/08/16	PENN	w 72-71	2464
ASSISTS	203	148				
Assists per game	14.5	10.6				
TURNOVERS	168	192				
Turnovers per game	12.0	13.7				
Turnover margin	+1.7	-				
Assist/turnover ratio	1.2	0.8				
STEALS	106	80				
Steals per game	7.6	5.7				
BLOCKS	52	50				
Blocks per game	3.7	3.6				
ATTENDANCE	21662	16266				
Home games-Avg/Game	7-3095	7-2324				
Neutral site-Avg/Game	-	0-0				

Score by Periods	1st	2nd	OT	Totals
Princeton	543	549	19	1111
Opponents	419	530	12	961

* - Conference game

Individual Career History

Aririguzoh, Richmond

Season	gp-gs	min/avg	Total		3-Point		F-Throws		Rebounds				Scoring							
			fg-fga	pct	fg-fga	pct	ft-fta	pct	off	def	tot	avg	pf	fo	ast	to	blk	stl	pts	avg
2014-15	30-30	867/28.9	89-180	.494	13-45	.289	74-117	.632	9	81	90	3.0	102	7	77	48	13	16	265	8.8
2015-16	29-29	792/27.3	92-203	.453	30-83	.361	50-75	.667	13	60	73	2.5	83	3	68	49	11	30	264	9.1
TOTAL	59-59	1659/28.1	181-383	.473	43-128	.336	124-192	.646	22	141	163	2.8	185	10	145	97	24	46	529	9.0

Berbari, Elias

Season	gp-gs	min/avg	Total		3-Point		F-Throws		Rebounds				Scoring							
			fg-fga	pct	fg-fga	pct	ft-fta	pct	off	def	tot	avg	pf	fo	ast	to	blk	stl	pts	avg
2015-16	8-0	10/1.3	0-1	.000	0-1	.000	0-2	.000	0	1	1	0.1	1	0	1	0	0	0	0	0.0
TOTAL	8-0	10/1.3	0-1	.000	0-1	.000	0-2	.000	0	1	1	0.1	1	0	1	0	0	0	0	0.0

Bramlage, Noah

Season	gp-gs	min/avg	Total		3-Point		F-Throws		Rebounds				Scoring							
			fg-fga	pct	fg-fga	pct	ft-fta	pct	off	def	tot	avg	pf	fo	ast	to	blk	stl	pts	avg
2015-16	17-0	118/6.9	13-37	.351	4-15	.267	12-18	.667	6	12	18	1.1	11	0	11	8	1	3	42	2.5
TOTAL	17-0	118/6.9	13-37	.351	4-15	.267	12-18	.667	6	12	18	1.1	11	0	11	8	1	3	42	2.5

Brase, Hans

Season	gp-gs	min/avg	Total		3-Point		F-Throws		Rebounds				Scoring							
			fg-fga	pct	fg-fga	pct	ft-fta	pct	off	def	tot	avg	pf	fo	ast	to	blk	stl	pts	avg
2012-13	28-18	501/17.9	53-119	.445	10-23	.435	34-54	.630	43	75	118	4.2	68	1	26	39	16	9	150	5.4
2013-14	30-30	810/27.0	112-254	.441	34-105	.324	79-107	.738	52	118	170	5.7	83	4	65	56	17	22	337	11.2
2014-15	30-29	932/31.1	108-255	.424	51-148	.345	77-97	.794	42	184	226	7.5	82	1	63	57	14	17	344	11.5
TOTAL	88-77	2243/25.5	273-628	.435	95-276	.344	190-258	.736	137	377	514	5.8	233	6	154	152	47	48	831	9.4

Brennan, Alec

Season	gp-gs	min/avg	Total		3-Point		F-Throws		Rebounds				Scoring							
			fg-fga	pct	fg-fga	pct	ft-fta	pct	off	def	tot	avg	pf	fo	ast	to	blk	stl	pts	avg
2014-15	23-0	151/6.6	11-27	.407	3-9	.333	8-12	.667	9	13	22	1.0	32	0	8	10	7	3	33	1.4
2015-16	29-0	277/9.6	31-58	.534	9-20	.450	9-20	.450	21	44	65	2.2	55	0	15	16	12	14	80	2.8
TOTAL	52-0	428/8.2	42-85	.494	12-29	.414	17-32	.531	30	57	87	1.7	87	0	23	26	19	17	113	2.2

Cannady, Devin

Season	gp-gs	min/avg	Total		3-Point		F-Throws		Rebounds				Scoring							
			fg-fga	pct	fg-fga	pct	ft-fta	pct	off	def	tot	avg	pf	fo	ast	to	blk	stl	pts	avg
2015-16	29-0	639/22.0	100-206	.485	57-125	.456	80-90	.889	19	53	72	2.5	57	0	36	33	5	31	337	11.6
TOTAL	29-0	639/22.0	100-206	.485	57-125	.456	80-90	.889	19	53	72	2.5	57	0	36	33	5	31	337	11.6

Individual Career History

Caruso, Henry

Season	gp-gs	min/avg	Total		3-Point		F-Throws		Rebounds				Scoring							
			fg-fga	pct	fg-fga	pct	ft-fta	pct	off	def	tot	avg	pf	fo	ast	to	blk	stl	pts	avg
2013-14	8-0	14/1.8	0-4	.000	0-2	.000	3-4	.750	2	3	5	0.6	2	0	0	5	1	0	3	0.4
2014-15	29-6	402/13.9	50-95	.526	10-23	.435	66-81	.815	22	62	84	2.9	43	2	18	33	0	6	176	6.1
2015-16	29-29	825/28.4	152-291	.522	37-83	.446	94-131	.718	54	127	181	6.2	49	0	50	47	3	37	435	15.0
TOTAL	66-35	1241/18.8	202-390	.518	47-108	.435	163-216	.755	78	192	270	4.1	94	2	68	85	4	43	614	9.3

Cook, Steven

Season	gp-gs	min/avg	Total		3-Point		F-Throws		Rebounds				Scoring							
			fg-fga	pct	fg-fga	pct	ft-fta	pct	off	def	tot	avg	pf	fo	ast	to	blk	stl	pts	avg
2013-14	22-13	368/16.7	38-76	.500	13-28	.464	10-16	.625	26	28	54	2.5	35	1	14	17	12	12	99	4.5
2014-15	29-24	835/28.8	95-215	.442	44-112	.393	68-91	.747	21	78	99	3.4	62	1	44	51	10	45	302	10.4
2015-16	29-29	803/27.7	124-273	.454	47-132	.356	45-60	.750	35	85	120	4.1	41	0	49	39	20	31	340	11.7
TOTAL	80-66	2006/25.1	257-564	.456	104-272	.382	123-167	.737	82	191	273	3.4	138	2	107	107	42	88	741	9.3

Forbes, Jackson

Season	gp-gs	min/avg	Total		3-Point		F-Throws		Rebounds				Scoring							
			fg-fga	pct	fg-fga	pct	ft-fta	pct	off	def	tot	avg	pf	fo	ast	to	blk	stl	pts	avg
2014-15	3-0	12/4.0	1-2	.500	1-2	.500	0-0	.000	0	2	2	0.7	0	0	1	1	0	0	3	1.0
2015-16	20-0	115/5.8	12-38	.316	9-33	.273	4-5	.800	6	12	18	0.9	13	0	9	7	0	3	37	1.9
TOTAL	23-0	127/5.5	13-40	.325	10-35	.286	4-5	.800	6	14	20	0.9	13	0	10	8	0	3	40	1.7

Gladson, Will

LeBlanc, Mike

Season	gp-gs	min/avg	Total		3-Point		F-Throws		Rebounds				Scoring							
			fg-fga	pct	fg-fga	pct	ft-fta	pct	off	def	tot	avg	pf	fo	ast	to	blk	stl	pts	avg
2014-15	3-0	9/3.0	2-2	1.000	2-2	1.000	0-0	.000	0	0	0	0.0	0	0	1	0	0	0	6	2.0
2015-16	14-0	80/5.7	7-24	.292	5-18	.278	1-1	1.000	1	10	11	0.8	8	0	5	3	0	4	20	1.4
TOTAL	17-0	89/5.2	9-26	.346	7-20	.350	1-1	1.000	1	10	11	0.6	8	0	6	3	0	4	26	1.5

Miller, Pete

Season	gp-gs	min/avg	Total		3-Point		F-Throws		Rebounds				Scoring							
			fg-fga	pct	fg-fga	pct	ft-fta	pct	off	def	tot	avg	pf	fo	ast	to	blk	stl	pts	avg
2013-14	29-0	303/10.4	32-69	.464	0-0	.000	9-31	.290	26	42	68	2.3	45	1	20	27	23	10	73	2.5
2014-15	30-23	557/18.6	73-134	.545	0-0	.000	28-66	.424	18	56	74	2.5	68	0	36	43	35	14	174	5.8
2015-16	29-28	608/21.0	83-160	.519	0-0	.000	24-47	.511	57	120	177	6.1	63	0	44	38	35	12	190	6.6
TOTAL	88-51	1468/16.7	188-363	.518	0-0	.000	61-144	.424	101	218	319	3.6	176	1	100	108	93	36	437	5.0

Morales, Jose

Individual Career History

Rayner, Khyan

Season	gp-gs	min/avg	Total		3-Point		F-Throws		Rebounds				Scoring							
			fg-fga	pct	fg-fga	pct	ft-fta	pct	off	def	tot	avg	pf	fo	ast	to	blk	stl	pts	avg
2013-14	7-0	22/3.1	1-5	.200	1-4	.250	3-4	.750	0	1	1	0.1	3	0	0	3	1	3	6	0.9
2014-15	18-0	60/3.3	3-9	.333	1-7	.143	4-10	.400	0	3	3	0.2	10	0	3	4	0	3	11	0.6
2015-16	19-0	116/6.1	10-32	.313	6-16	.375	9-14	.643	3	8	11	0.6	12	0	5	3	0	2	35	1.8
TOTAL	44-0	198/4.5	14-46	.304	8-27	.296	16-28	.571	3	12	15	0.3	25	0	8	10	1	8	52	1.2

Reynoso-Avila, V.

Stephens, Myles

Season	gp-gs	min/avg	Total		3-Point		F-Throws		Rebounds				Scoring							
			fg-fga	pct	fg-fga	pct	ft-fta	pct	off	def	tot	avg	pf	fo	ast	to	blk	stl	pts	avg
2015-16	29-0	423/14.6	56-116	.483	9-31	.290	38-58	.655	15	54	69	2.4	36	1	11	28	13	12	159	5.5
TOTAL	29-0	423/14.6	56-116	.483	9-31	.290	38-58	.655	15	54	69	2.4	36	1	11	28	13	12	159	5.5

Weisz, Spencer

Season	gp-gs	min/avg	Total		3-Point		F-Throws		Rebounds				Scoring							
			fg-fga	pct	fg-fga	pct	ft-fta	pct	off	def	tot	avg	pf	fo	ast	to	blk	stl	pts	avg
2013-14	30-20	845/28.2	91-195	.467	34-97	.351	46-73	.630	28	117	145	4.8	53	0	67	42	12	25	262	8.7
2014-15	30-29	963/32.1	113-243	.465	51-125	.408	72-89	.809	19	128	147	4.9	66	0	78	64	8	32	349	11.6
2015-16	29-29	922/31.8	106-253	.419	63-160	.394	38-47	.809	23	129	152	5.2	62	1	113	40	4	25	313	10.8
TOTAL	89-78	2730/30.7	310-691	.449	148-382	.387	156-209	.746	70	374	444	5.0	181	1	258	146	24	82	924	10.4

Young, Aaron

Season	gp-gs	min/avg	Total		3-Point		F-Throws		Rebounds				Scoring							
			fg-fga	pct	fg-fga	pct	ft-fta	pct	off	def	tot	avg	pf	fo	ast	to	blk	stl	pts	avg
2014-15	15-0	68/4.5	12-21	.571	12-21	.571	2-2	1.000	0	3	3	0.2	14	0	2	4	1	1	38	2.5
2015-16	19-0	86/4.5	7-17	.412	5-14	.357	8-11	.727	2	6	8	0.4	10	0	9	3	0	2	27	1.4
TOTAL	34-0	154/4.5	19-38	.500	17-35	.486	10-13	.769	2	9	11	0.3	24	0	11	7	1	3	65	1.9