



COUGAR

BASKETBALL 2008-09



BRIGHAM YOUNG UNIVERSITY

2008-09 BYU SCHEDULE

NOVEMBER

6 (Thurs.)	Concordia University (exh.)	7 p.m.	BYUTV
11 (Tues.)	Georgetown College (exh.)	7:30 p.m.	BYUTV
14 (Fri.)	Long Beach State	7 p.m.	
18 (Tues.)	at Pepperdine	7 p.m.	
20-22	Basketball Travelers Invitational - Provo, Utah		
20 (Thur.)	North Florida	7:30 p.m.	BYUTV
21 (Fri.)	Rice	8:30 p.m.	BYUTV
22 (Sat.)	Cal Poly	8:30 p.m.	BYUTV
29 (Sat.)	at Idaho State	7 p.m.	

DECEMBER

3 (Wed.)	at Weber State	7 p.m.	
6 (Sat.)	vs. Utah State (EnergySolutions Arena)	4 p.m.	KJZZ, BYUTV
10 (Wed.)	Boise State	8 p.m.	The Mtn.
13 (Sat.)	Portland	8 p.m.	The Mtn.
20 (Sat.)	vs. Arizona State (Phoenix, Ariz.)	2:30 p.m.	Fox Sports
23 (Tues.)	Western Oregon	7 p.m.	
30 (Tues.)	at Tulsa	7 p.m.	

JANUARY

3 (Sat.)	Wake Forest	6 p.m.	The Mtn.
10 (Sat.)	at Colorado State	1 p.m.	The Mtn.
13 (Tues.)	TCU	8 p.m.	The Mtn.
17 (Sat.)	at New Mexico	2 p.m.	VERSUS
21 (Wed.)	UNLV	8 p.m.	CBS C
24 (Sat.)	San Diego State	7 p.m.	The Mtn.
27 (Tues.)	at Utah	8 p.m.	The Mtn.
31 (Sat.)	Wyoming	4 p.m.	The Mtn.

FEBRUARY

3 (Tues.)	at Air Force	6 p.m.	The Mtn.
11 (Wed.)	Colorado State	6 p.m.	The Mtn.
14 (Sat.)	at TCU	6:30 p.m.	The Mtn.
17 (Tues.)	New Mexico	8 p.m.	The Mtn.
21 (Sat.)	at UNLV	8 p.m.	CBS C
24 (Tues.)	at San Diego State	7:30 p.m.	The Mtn.
28 (Sat.)	Utah	3 p.m.	CBS C

MARCH

4 (Wed.)	at Wyoming	6 p.m.	The Mtn.
7 (Sat.)	Air Force	7 p.m.	The Mtn.
11-14	(Wed.-Sat.) MWC Tournament in Las Vegas - The Mtn./CBS C/VERSUS		

COUGAR BASKETBALL TRADITION

- No. 17 all-time among Division I programs in victories
- 85 winning seasons with .612 winning percentage
(ranked No. 39 all-time)
- 23 NCAA Tournaments appearances
- 2 NIT Championships (1951, 1966) in 10 NIT appearances
- 28 Conference Championships
- 43 All-America citations
- 105 All-Conference citations
- 44 NBA Draft selections, including six first-round picks
- Wooden and Eastman Award Winner as nation's top player
- Two Basketball Hall of Fame Inductees
- Top 25 average attendance in 33 of last 37 seasons



LEE CUMMARD

2007-08 MOUNTAIN WEST CONFERENCE
PLAYER OF THE YEAR



BRIGHAM YOUNG UNIVERSITY INFORMATION

Location: Provo, Utah 84602
Elevation: 4,553 feet
Enrollment: 29,854 (Daytime)
Founded: October 15, 1875
Owned: The Church of Jesus Christ of Latter-day Saints
Nickname: Cougars
Mascot: Cosmo
Colors: Blue and White
Arena (capacity): Marriott Center (22,700)
Conference: Mountain West
President: Cecil O. Samuelson (Utah, 1966)
Athletic Director: Tom Holmoe (BYU, 1983)
Athletic Website: www.byucougars.com
Tickets: 422-BYU1 or 1-800-322-BYU1

BYU TEAM INFO

2007-08 Overall Record: 27-8
Conference Record/Finish: 14-2 (1st Mountain West)
2008 Postseason: NCAA, 0-1, lost to Texas A&M, 67-62
2008 Final National Ranking: NR
Starters Returning/Lost: 2/3
Lettermen Returning/Lost: 8*/6
Newcomers: 3
*Includes two letterwinners returning who did not play in games last year

BYU COACHING STAFF


Head Coach: Dave Rose
Alma Mater (year): Houston (1983)
Record at School (years): 72-26 (4th year)
Career Div. I Record (years): same
Office phone for head coach: Call SID
Best time/day to reach coach: Call SID
Basketball Office Fax: (801) 422-5965
Associate Head Coach (Alma Mater, year):
Dave Rice (UNLV, 1991)
Assistant Coaches (Alma Mater, year):
John Wardenburg (BYU, 1986)
Terry Nashif (BYU, 2005)
Director of Basketball Operations:
Tim LaComb (Utah, 2006)

BYU HISTORY

First Year of Basketball: 1903
Overall All-Time Record: 1553-986 (.612)
Winning Seasons: 85 (last 2008)
Conference Championships: 27 (last 2008)
Postseason Appearances (record): 33 (23-34)
Total NCAA Appearances (record): 23 (11-26)
Last NCAA Appearance: 2008
Result: (0-1) lost, NCAA First Round
(Anaheim, Calif.) vs. Texas A&M, 67-62
Total NIT Appearances (Record): 10 (12-8)
Last NIT Appearance: 2006
Result: (0-1) lost at Houston, 77-67

BYU ATHLETIC COMMUNICATIONS

Basketball Media Relations Contact: Kyle Chilton
Office Phone: (801) 422-4909
Cell Phone: TBA
Email: kyle_chilton@byu.edu
Associate AD Communications: Duff Tittle
Office Phone: (801) 422-8948
Cell Phone: (801) 372-4401
Email: duff_tittle@byu.edu
Athletic Communications Fax: (801) 422-0633
Mailing Address: 30 SFH, Provo, UT 84602-2239
Marriott Center Pressrow Phone: (801) 422-3675



BYU's 22,700-seat Marriott Center

Michael Loyd Jr.



WHAT'S INSIDE

A TABLE OF CONTENTS: BYU'S 2008-09 BASKETBALL MEDIA GUIDE



4 INTRODUCTION

Why Choose BYU Basketball . . . 4-5
 Season Preview 6-8
 Meet the Cougars 9
 Rosters 10
 Pronunciation Guide 10
 Roster Breakdown 11

12 RETURNING PLAYER BIOS

Lee Cumnard Profile 12-15
 Gavin MacGregor Profile . . . 16-17
 Archie Rose Profile 18-19
 Chris Miles Profile 20-21
 Jonathan Tavernari Profile . . 22-23
 Jackson Emery Profile 24-25
 Jimmer Fredette Profile 26-27
 Michael Loyd Jr. Profile 28-29

30 NEWCOMER BIOS

Lamont Morgan Jr. Profile 30
 James Anderson Profile 31
 Matthew Pinegar Profile 31
 Charles Abouo Profile 32
 Michael Boswell Profile 32
 Noah Hartsock Profile 33
 Game-by-Game Statistics . . . 34-40

41 COACHING STAFF

Dave Rose Profile 42-45
 Dave Rice Profile 46
 John Wardenburg Profile 47
 Terry Nashif Profile 48
 Basketball Support Staff 49-50



51 THE UNIVERSITY

This is BYU 52-57
Distinguished Alumni 56
Utah Valley Community 58
Athletic Facilities 59-63
Athletic Training 60
Strength and Conditioning 61
Student Athlete Center 62-63
Marriott Center 64-69
BYU Athletics Excellence 70-71
BYU Athletics Traditions 72-73
Old Oquirrh Bucket 72
Academic Excellence 74
NCAA Compliance 75
Cougar Club 76
University Administration 77
Athletic Administration 77-78

79 THE MWC/OPPONENTS


MWC Information 80-84
MWC Notes 82-83
MWC 2007 Standings 82
MWC Tournament History 83
MWC Basketball Arenas 84
Opponents Section 85
All-Time Series Records 86-87
Opponent Profiles 88-99
2009 MWC Tournament 100
2009 NCAA Tournament 100
Series Results vs. Opponents 101-108

109 BYU HOOPS HISTORY

BYU Basketball Tradition . . 110-111
BYU's Memorable Games . . 112-118
BYU's Conference Success . . . 119
Conference Tournament Results 119
Conference Championships . 120-121
All-Time Results 122-135
Cumulative Stats 136-137
Coaching Records 138-139
All-Time Lettermen 140-141
NCAA Tournament Results . . . 142
NIT Results 143
Tournament Results 144

MEDIA GUIDE CREDITS

Produced by: Seth Alling (Creative Marketing Assistant) Dave Broberg (Creative Marketing & Design Director), Jen Rothlisberger (Media Relations Coordinator) and Brett Pyne (BYU Basketball Media Relations Director)
Layout and Design by: Dave Broberg and Seth Alling
Cover Design by: Dave Broberg
Editorial Coordination: Jen Rothlisberger and Brett Pyne
Photography by: Mark Philbrick, Jaren Wilkey, Kenny Crookston
Printing by: BYU Print Services



145 ALL-TIME HONORS

NCAA Player of the Year 146
Retired Jerseys 147-148
Hall of Fame 149-150
All-Americans 151
Conference Individual Honors . . 152
All-Conference Players . . . 153-154
Cougars in the Pros 155-156

157 BYU HOOPS RECORDS

Individual Records 158-163
Season-by-Season Leaders . . . 160
1,000 Point Club 164-171
Team Records 172
Marriott Center Records 173
NCAA Game Highs 174
NIT Game Highs 175
NCAA Record Book 176
BYU Poll History 176
BYU vs. Ranked Teams . . . 177-178

179 2007-08 SEASON REVIEW

Season Review 180-183
Season Game Results 181
Season Player Honors 183
Team Game-by-Game 184
Individual Game-by-Game . . . 185
Individual Statistics 186-188
Game-by-Game Leaders 189
Individual Game Highs 190
Category Leaders 191
Team Game Highs/Lows . . 192-193
Season Box Scores 194-199
Departed Player Bios 200-201
Marriott Center Magic 202-203

204 MEDIA INFORMATION

Media Services/Policies 204
Broadcast Information 205
Basketball Phone Directory . . . 205
Coming to Provo 206
Media Contact Information 207
Radio/TV Roster . (back inside cover)





WHY CHOOSE BYU

10 REASONS WHY BRIGHAM YOUNG UNIVERSITY IS A GREAT CHOICE

1. COACHING STAFF

- Dave Rose has a .742 winning percentage as a college head coach, including a 72-26 (.735) record in three years at BYU and a 167-57 (.746) record in seven seasons at Dixie State College
- Rose ranks ninth all-time for the most wins achieved in the first three seasons at the Division I level, joining a top-10 list that includes the likes of Mark Few, Roy Williams and Jim Boeheim
- Coaching staff helped BYU become the second-most improved team in the nation in 2005-06 in Rose's first season
- Coaching staff guided BYU to back-to-back MWC Championships and Top 25 national rankings in the last two seasons
- Coaching staff has nearly 64 years of combined coaching experience
- Coaching staff has playing experience in NCAA Final Fours, including a National Championship
- Coaching staff has played with or coached 28 NBA players
- Top recruiting, including first-year players receiving 10 conference newcomer or major individual awards in the last 11 years
- Passion for basketball and commitment to players

2. TRADITION

- No. 17 all-time among Division I programs in victories
- 85 winning seasons with .612 winning percentage ranking 39th all-time
- 23 NCAA Appearances with last year's NCAA invite being the fifth in the last eight seasons
- 2 NIT Championships in 10 NIT appearances
- 28 Conference Championships with last year's MWC title being the fourth in the last eight seasons and first back-to-back MWC crowns in league history
- 43 All-America citations, 107 all-conference citations and 44 NBA Draft selections
- 2 Basketball Hall of Fame inductees

- Wooden and Eastman Award Winner as nation's top player

3. UNIVERSITY

- Outstanding academic reputation
- Unique and diverse opportunities
- Commitment to athletics
- Outstanding facilities
- Nation's largest private university



4. MARRIOTT CENTER MAGIC

- 22,700-seat Marriott Center - third-largest on-campus college arena in the country
- 419-116 Marriott Center record, a .783 winning percentage
- 110-10 home record over last eight seasons
- Current streak of 47 straight wins is a program record and the nation's longest active home-victory streak
- Top-25 average attendance in 33 of the last 37 seasons
- 16,533 annual attendance average in 37 seasons in the Marriott Center

5. ACADEMICS

- New Student Athlete Academic Center
- Full-time Academic Advisement staff and tutors
- Commitment to graduation with No. 1 graduation rate in the MWC
- Honored by NCAA with 2007 and 2008 Public Recognition Awards for High Academic Achievement, becoming one of only 10 programs to earn high academic achievement and also qualify for the NCAA Tournament in each season
- Member of the NCAA CHAMPS/Life Skills Program



6. SCHEDULE

- Tournaments such as 2007 Las Vegas Invitational, 2004 Maui Invitational, 2002 Paradise Jam (Virgin Islands)
- Toughest overall schedule in MWC since foundation of the league
- Recent schedules include ACC, Pac-10, Big 12, Big East, SEC, Big Ten
- MWC Tournament in Las Vegas

7. BYU & THE PROS

- 44 player selections in the NBA Draft
- Three NBA Draft picks in the last five years
- Six first-round draft choices, including No. 8 overall Rafael Araujo in 2004 draft
- NBA Rookie of the Year and All-Star selections
- Numerous players have signed to play professionally overseas

8. COMMITMENT

- BYU's Mission and commitment to its athletes
 - Student and community support
 - Staff's commitment to the development of the student-athlete

9. NATIONAL EXPOSURE

- National and regional television exposure through past contract with ESPN/ABC and current broadcast partnership with CBS College Sports, which will allow more broadcasts of BYU games than ever before
- Launch of MountainWest Sports Network ("The Mtn."), the first-ever super regional sports network dedicated solely to an intercollegiate athletic conference

10. STYLE OF PLAY

- Up-tempo high-scoring offense
- Pressure defense
- Three-point shooting



LOOKING FOR A 3-PEAT

A SEASON PREVIEW OF BRIGHAM YOUNG UNIVERSITY BASKETBALL


Coming off back-to-back outright Mountain West Conference titles, the BYU men's basketball team will strive for a third consecutive crown in 2008-09. Led by reigning MWC Player of the Year Lee Cummond, the Cougars boast a squad that includes 10 members of last year's 27-8 team and four talented additions.

The Cougars compiled the second-most wins in program history last season, including their first win over a top-6 team since 1965 with a victory over Rick Pitino's Louisville Cardinals. Gone this year is All-MWC center Trent Plaisted, who was selected No. 46 in the 2008 NBA Draft by the Detroit Pistons, and the backcourt tandem of Sam Burgess and Ben Murdock, who as seniors delivered steady play all season long. Despite the losses, the Cougars have a core group of players that should help BYU Head Coach Dave Rose build on his impressive three-year Division I resume. With a 72-26 record, Rose ranks in the top 10 all-time for best three-year record by a first-time Division I head coach.

The two-time MWC Coach of the Year, Rose returns two starters and seven lettermen from last year's

outright league leaders (14-2 MWC record) as well as four returning redshirts, two new recruits and returned missionary Jackson Emery, who made six starts as a freshman in Rose's first season at the helm in 2005-06. Headlining BYU's top returners in 2008-09 is All-America candidate Lee Cummond, the reigning MWC Player of the Year, and junior sharpshooter Jonathan Tavernari, who was the lone non-professional to earn a spot on the 2008 Brazilian Senior National Team that played in the Olympic Qualifying Tournament in Athens this summer.

A 6-foot-7 guard from Mesa, Ariz., Cummond was the MWC Co-Player of the Year with New Mexico's J.R. Giddens (selected No. 30 in 2008 NBA Draft by the Boston Celtics) and received Associated





Press All-America honorable mention this past season. The do-everything swingman led the Cougars in scoring (15.8), field-goal percentage (.569), three-point percentage (.472) and blocked shots (1.0) while ranking second in rebounds (6.3), assists (3.5), steals (0.9) and free-throw percentage (.857) last year. Known as a fierce competitor and all-around contributor, the three-year starter also led the team in shooting, steals and minutes while ranking second in assists and blocks and third in scoring and rebounds as a sophomore while earning All-MWC Third Team honors.

Tavernari followed his MWC Freshman of the Year season in 2006-07 with a record-setting sophomore campaign in 2007-08. The 6-foot-6 forward earned All-MWC Third Team honors and set the BYU single-season and sophomore MWC three-point record with 88 treys while helping the Cougars win their second-straight outright MWC title. He was third on the team in scoring (13.1 ppg) and rebounding (5.3 rpg) while averaging 1.5 assists and a team-best 1.4 steals per game. As evidenced by his 29-point effort in BYU's win over Louisville, Tavernari is capable of scoring in bunches and is a tough competitor and solid rebounder who will play a huge role for the Cougars in his junior season.

Other key returners include sophomore combo guard Jimmer Fredette and junior center Chris Miles. The 6-foot-2 Fredette played in all 35 games for the Cougars as a true freshman and averaged 18.5 minutes, 7.0 points, 1.7 assists and 1.1 rebounds per game. The team's fifth-leading scorer, he achieved season highs of 19 points, six assists and five rebounds while showing signs of star potential. Miles, who backed up Plaisted in the post after returning from two years of missionary service, showed he can be a force inside with his strong physical presence and ability to run the floor. An excellent shot-blocker at 6-foot-11, he now has a chance in Plaisted's absence to show why he was ranked as high as the No. 2 post player in the West coming out of Timpview High School. He averaged 8.6 minutes, 2.5 points and 1.5 rebounds per game last year after six starts his freshman season in 2004-05.

Other players with experience include sophomore combo guard Michael Loyd, Jr. (2.0 ppg, 1.2 apg), senior wing Archie Rose (0.9 ppg, 0.8 rpg), senior forward/center Gavin MacGregor (sat out last year with an injury) and Emery (2.8 ppg, 1.5 rpg as freshman in 2005-06). Redshirts who will make their first game appearances this year include junior point guard Lamont Morgan, Jr., freshman forward/center James Anderson and freshman combo guard Matthew Pinegar.

Freshmen newcomers Noah Hartsock (6-8, F), Charles Abouo (6-5, G/F) and Michael Boswell (6-9, F) round out the squad and have the ability to make an impact in their first seasons in Provo. The following paragraphs provide position breakdowns of the 2008-09 Cougars.

POINT


The Cougars will be without the services of steady senior point guard Ben Murdock, who started all 35 games last year after one season as a backup to Austin Ainge. A trio of players is expected to compete to fill his void in the starting lineup and should combine to provide Coach Rose with 40 minutes of quality play at the point. Junior Lamont Morgan, Jr. sat out as a redshirt last year after starting every game at the point and averaging 4.4 assists per game to help Saddleback Community College advance to the state semifinals the prior season. An extremely quick player with good ball-handling and passing skills, the 5-foot-10 native of Pomona, Calif., was a strong contributor and respected leader in practice last year and comes into this season with a solid knowledge of the Cougar system. The sophomore tandem of Michael Loyd, Jr. and Jimmer Fredette, both recruited as combo guards, will also be strong contenders for point-guard minutes in 2008-09. Both players saw backup minutes last season and can also contribute at the shooting guard slot. At 6-foot-1 with a wide wingspan, Loyd Jr. is a meddling defender who can push the ball on offense and knock down big shots. The 6-foot-2 Fredette played valuable minutes at the point during the latter part of last season after primarily playing as the backup shooting guard earlier in the year. At either position, Fredette can make things happen for the Cougars with the ability to create shots for himself and his teammates. Six-foot redshirt freshman Matthew Pinegar could also earn time at the point after sitting out last season.

WING

The wing is deep and should be a strong suit for the Cougars in 2008-09. Led by reigning MWC Player of the Year Lee Cummard, the Cougars boast a host of talented options on the perimeter. A three-year starter and top perimeter defender, Cummard has good ball-handling skills, excellent shooting range and the toughness to rebound and finish in traffic. He has helped the Cougars achieve a 72-26 (.735) record and three straight post-season invitations, including NCAA Tournament bids the last two years. Under the tutelage of Coach Rose, Cummard and the Cougars have earned recognition in the top-25 rankings during each of the past two seasons while becoming the first MWC team to achieve back-to-back outright MWC championships. The other starting wing position will need to be filled in the absence of departed senior Sam Burgess, who provided steady leadership and shooting in his lone season as the full-



time starter. Among those who could team up with Cummard on the wings are Fredette, Loyd Jr., Pinegar, senior Archie Rose, sophomore Jackson Emery, freshman Charles Abouo and junior Jonathan Tavernari. Even though he has logged most of his minutes at the 4-position the past two seasons, Tavernari could see more minutes on the wing, especially after gaining valuable experience playing shooting guard for the Brazilian Senior National Team this summer. With a solid 6-foot-6 frame and improved defense, he should find more minutes on the perimeter as a junior, where he is on pace to be BYU's all-time three-point record holder. Fredette should play a significant role after a solid freshman sea-





son. He, along with Cumnard and Tavernari, give the Cougars three shooters who can knock down shots from anywhere on the floor. Emery, a valuable contributor as a defender and clutch shooter prior to his two-year missionary service, could factor in as he makes the transition back to playing shape. Rose is a good shooter with good size and returns with a year of experience playing behind Cumnard. Loyd Jr. and Pinegar could find minutes as well along with Abou, who has the tools to play a strong role on both ends of the floor as an excellent shooter with explosive athleticism and a 6-foot-5, 210-pound frame.

POST

While replacing All-MWC center Trent Plaisted in the post will be difficult, the Cougars have the fortune of returning a two-year reserve who was a highly sought-after recruit coming out of high school. At 6-foot-11, Chris Miles was a two-time 4A State MVP out of Timpview High School in Provo. An excellent shot-blocker and defender who runs the floor well, he was ranked as high as the No. 2 post player in the West out of high school. He averaged 2.7 points and 2.3 rebounds in 13.6 minutes per game as a freshman for BYU in 2004-05, using his quickness and versatility to make an impact in his first season with the Cougars. After returning from a two-year mission for The Church of Jesus Christ of Latter-day Saints, he played in all but one game for the Cougars as a sophomore, averaging 8.6 minutes, 2.5 points and 1.5 rebounds per game while working his way into playing shape. He posted season highs of nine points, six rebounds and four assists. The Cougars also return 6-foot-10 senior Gavin MacGregor and 6-foot-10 freshman James Anderson in the center spot. MacGregor was forced to sit out last season due to a foot injury but is ready to return in 2008-09. His

last action for the Cougars was in France during their 2007 summer tour when he averaged 10.0 points, 8.2 rebounds and a team-high 71 percent shooting in five games. He added 1.2 points in 11 appearances as a walk-on in 2006-07. He brings a tough defensive inside presence. At Burroughs High School in Ridgecrest, Calif., he achieved career highs of 25 points, 26 rebounds and nine blocked shots. Freshman James Anderson sat out last year as a redshirt after returning from a mission. Coach Rose can now add his 6-foot-10 shot-blocking size to the mix in the post. A first-team all-state prep out of Page, Ariz., where he set the state record with 14 blocks in a game, Anderson was a McDonald's High School All-America nominee known for his athleticism, hard work and ability to run the floor. With his outstanding shooting touch and ability to score facing the basket, he should contribute to the Cougars' success in the post in 2008-09. The 4-position should be strong with All-MWC Third Team player Jonathan Tavernari returning along with heralded freshman Noah Hartsock. Tavernari provides match-up problems as an undersized but strong rebounding 4-man who can take people out on the perimeter with deadly results. With range well beyond the three-point line and a full arsenal of shots and moves in his repertoire, Tavernari is a tough guard who has the ability to lead the league in scoring and take over games. The 6-foot-8 Hartsock comes to Provo after two years of missionary service. A native of Bartlesville, Okla., Hartsock had the third-best scoring average in the state with 27.6 points per game as a senior at Bartlesville High School in 2005-06 while earning 6A Coaches Player of the Year and *Tulsa World* Player of the Year honors. Oklahoma's Jim Thorpe Award winner and a McDonald's High School All-America nominee, Hartsock added 8.0 rebounds and 3.7 blocks per contest as a senior. A highly skilled offensive player with strong post moves, he has a soft touch from midrange and a solid stroke behind the arc. He has excellent quickness and strength to complement his size. Freshman Michael Boswell, another McDonald's High School All-America nominee, could also factor in in the post.

SCHEDULE

The Cougars' 2008-09 schedule includes teams from 10 different conferences, including the ACC and Pac-10, and features a three-day, six-game tournament hosted by the Cougars in the Marriott Center. Overall, the Cougars will face teams from the ACC, Pac-10, Big West, West Coast, Conference USA, Big Sky, Atlantic Sun, Great Northwest Athletic and WAC during the 2008-09 season.

"We are looking forward to the coming season," said Rose, who has guided BYU to outright MWC titles the past two seasons. "I think our fans will enjoy watching

our team this year. We are excited to get our guys ready to face the teams on our schedule and hope to be ready to meet the challenges of defending our back-to-back Mountain West Conference championships."

The Cougars will play 12 games against teams that qualified for postseason play last year and be featured 19 times on the MWC television schedule with broadcast partners CBS College Sports Network (CBS CS), VERSUS and the MountainWest Sports Network (The Mtn.). All of BYU's MWC games will be televised this season as well as nonconference outings with Boise State, Portland and Wake Forest.


Among the highlights on the schedule is the first-ever visit by Wake Forest to the Marriott Center and only the second such trip by an ACC team (N.C. State in 2004). The Cougars will look to avenge their defeat in Winston-Salem last season when the two schools meet on Jan. 3. The game will be televised on The Mtn.

BYU will also participate in the first-ever basketball games played at the football venue University of Phoenix Stadium in Phoenix. The four-team event will pit Louisville against Minnesota at noon followed by the Cougars taking on local-favorite Arizona State at 2:30 p.m. on Fox Sports. The Sun Devils return their top seven scorers from last year's 21-13 team that advanced to the NIT quarterfinals.

The Cougars also host the Basketball Travelers Invitational at the Marriott Center from Nov. 20-22 and face in-state rival Utah State at EnergySolutions Arena in Salt Lake City. Cal Poly, Rice and North Florida will join the Cougars for three straight nights of double-header action in the Basketball Travelers' event while the neutral-court matchup with Utah State will allow fans from both schools to enjoy an exciting atmosphere as the longtime rivalry resumes after a one-year hiatus.

Excluding exhibition play, BYU will play 30 regular-season games before the 2009 MWC Tournament being played at the Thomas & Mack Center in Las Vegas, Mar. 11-14. The Mtn. will carry 15 Cougar games while CBS CS airs three and VERSUS one — BYU's game at New Mexico on Jan. 17. In addition to television opportunities, Cougar fans will have the chance to attend 21 games in the Marriott Center this season including exhibition play and the Basketball Travelers Invitational.

"Our fans will have many opportunities to watch BYU basketball this year," Rose said. "We appreciate the great support of our fans and believe we will have a team they will enjoy following."



JONATHAN
TAVERNARI



MEET THE COUGARS





2008-09 BYU NUMERICAL ROSTER

No.	Name	Pos.	Ht.	Wt	Yr.	Exp.	Hometown (Previous School)
1	Charles Abouo	G/F	6-5	210	Fr.	HS	Abidjan, Cote d'Ivoire (Brewster Academy)
2	Lamont Morgan, Jr.	G	5-10	170	Jr.	TR-RS	Pomona, Calif. (Saddleback CC)
4	Jackson Emery	G	6-3	185	So.	1L	Alpine, Utah (Lone Peak HS)
5	Archie Rose	G	6-5	210	Sr.	1L	Nassau, Bahamas (Lee College)
10	Michael Loyd, Jr.	G	6-1	170	So.	1L	Las Vegas, Nev. (Palo Verde HS)
15	James Anderson	F/C	6-10	230	Fr.	RS	Page, Ariz. (Page HS)
20	Matthew Pinegar	G	6-0	190	Fr.	RS	Provo, Utah (Timpview HS)
30	Lee Cumppard	G	6-7	190	Sr.	3L	Mesa, Ariz. (Mesa HS)
32	Jimmer Fredette	G	6-2	195	So.	1L	Glens Falls, N.Y. (Glens Falls HS)
34	Noah Hartsock	F	6-8	215	Fr.	HS	Bartlesville, Okla. (Bartlesville HS)
35	Michael Boswell	F	6-9	215	Fr.	HS	Aloha, Ore. (Aloha HS)
45	Jonathan Tavernari	G/F	6-6	215	Jr.	2L	Sao Bernardo, Brazil (Bishop Gorman HS)
53	Gavin MacGregor	F/C	6-10	240	Sr.	1L	Ridgecrest, Calif. (Burroughs HS)
54	Chris Miles	F/C	6-11	235	Jr.	2L	Provo, Utah (Timpview HS)

PRONUNCIATION GUIDE

CHARLES ABOUO
a-BOO-oh

LEE CUMMARD
cuh-MAHRD

JIMMER FREDETTE
Frah-debt

JONATHAN TAVERNARI
tah-ver-NAHR-ee

TERRY NASHIF
NASH-if

ROBERT RAMOS
RAY-mus

COACHING STAFF

Head Coach: Dave Rose
 Alma Mater: Houston, 1983
 Hometown: Houston, Texas
 Overall Record: 72-26 (4th year)
 School Record: 72-26 (4th year)
 Playing Career: Houston, 1980-83
 Associate Head Coach: Dave Rice, 4th year (UNLV, 1991)
 Assistant Coaches: John Wardenburg, 8th year (BYU, 1986)
 Terry Nashif, 2nd year (BYU, 2005)
 Dir. Basketball Operations: Tim LaComb, 2nd year (Utah, 2006)
 Team Trainer: Robert Ramos, 7th year (BYU, 1995)

2008-09 BYU ALPHABETICAL ROSTER

No.	Name	Pos.	Ht.	Wt	Yr.	Hometown (Previous School)
1	Charles Abouo	G/F	6-5	210	Fr.	Abidjan, Cote d'Ivoire (Brewster Academy)
15	James Anderson	F/C	6-10	230	Fr.	Page, Ariz. (Page HS)
35	Michael Boswell	F	6-9	215	Fr.	Aloha, Ore. (Aloha HS)
30	Lee Cumppard	G	6-7	190	Sr.	Mesa, Ariz. (Mesa HS)
4	Jackson Emery	G	6-3	185	So.	Alpine, Utah (Lone Peak HS)
32	Jimmer Fredette	G	6-2	195	So.	Glens Falls, N.Y. (Glens Falls HS)
34	Noah Hartsock	F	6-8	215	Fr.	Bartlesville, Okla. (Bartlesville HS)
10	Michael Loyd, Jr.	G	6-1	170	So.	Las Vegas, Nev. (Palo Verde HS)
53	Gavin MacGregor	F/C	6-10	240	Sr.	Ridgecrest, Calif. (Burroughs HS)
54	Chris Miles	F/C	6-11	235	Jr.	Provo, Utah (Timpview HS)
2	Lamont Morgan, Jr.	G	5-10	170	Jr.	Pomona, Calif. (Saddleback CC)
20	Matt Pinegar	G	6-0	190	Fr.	Provo, Utah (Timpview HS)
5	Archie Rose	G	6-5	210	Sr.	Nassau, Bahamas (Lee College)
45	Jonathan Tavernari	G/F	6-6	215	Jr.	Sao Bernardo, Brazil (Bishop Gorman HS)



BIG MAN: BYU's biggest big man, 6-11 Chris Miles, backed up NBA Draft pick Trent Plaisted last season but will be counted on this season as a contributor on both offense and defense.



BREAKDOWN BY POSITION

POINT GUARD

Lamont Morgan, Jr.	5-10	Jr.
Jimmer Fredette	6-2	So.
Michael Loyd, Jr.	6-1	So.

WING

Lee Cummond	6-7	Sr.
Archie Rose	6-5	Sr.
Jonathan Tavernari	6-6	Jr.
Jackson Emery	6-3	So.
Jimmer Fredette	6-2	So.
Michael Loyd, Jr.	6-1	So.
Charles Abouo	6-5	Fr.
Matt Pinegar	6-0	Fr.

POST

Gavin MacGregor	6-10	Sr.
Chris Miles	6-11	Jr.
Jonathan Tavernari	6-6	Jr.
James Anderson	6-10	Fr.
Michael Boswell	6-9	Fr.
Noah Hartsock	6-8	Fr.

BREAKDOWN BY CLASS

SENIORS (3)

Lee Cummond	6-7	G/F
Gavin MacGregor	6-10	F/C
Archie Rose	6-5	G/F

JUNIORS (3)

Chris Miles	6-11	F/C
Lamont Morgan, Jr.	5-10	G
Jonathan Tavernari	6-6	G/F

SOPHOMORES (3)

Jackson Emery	6-3	G
Jimmer Fredette	6-2	G
Michael Loyd, Jr.	6-1	G

FRESHMEN (5)

Charles Abouo	6-5	G/F
James Anderson	6-10	C
Michael Boswell	6-9	F
Noah Hartsock	6-8	F
Matthew Pinegar	6-0	G

BY STATE/COUNTRY

ARIZONA (2)

James Anderson	Page
Lee Cummond	Mesa

CALIFORNIA (2)

Gavin MacGregor	Ridgecrest
Lamont Morgan, Jr.	Pomona

NEVADA (1)

Michael Loyd, Jr.	Las Vegas
-------------------	-----------

NEW YORK (1)

Jimmer Fredette	Glens Falls
-----------------	-------------

OKLAHOMA (1)

Noah Hartsock	Bartlesville
---------------	--------------

OREGON (1)

Michael Boswell	Aloha
-----------------	-------

UTAH (3)

Jackson Emery	Alpine
Chris Miles	Provo
Matthew Pinegar	Provo

BAHAMAS (1)

Archie Rose	Nassau
-------------	--------

BRAZIL (1)

Jonathan Tavernari	Sao Bernardo
--------------------	--------------

COTE D'IVOIRE (1)

Charles Abouo	Abidjan
---------------	---------

2008-09 ROSTER BREAKDOWN

STARTERS RETURNING (2)

Lee Cummond	G	Sr.	(15.8 ppg, 6.3 rpg, 3.5 apg)
Jonathan Tavernari	G/F	Jr.	(13.1 ppg, 5.3 rpg, 1.5 apg)

STARTERS LOST (3)

Trent Plaisted	F/C	Jr.	(15.6 ppg, 7.7 rpg, 1.5 apg)
Sam Burgess	G	Sr.	(8.7 ppg, 3.5 rpg, 1.9 apg)
Ben Murdock	G	Sr.	(3.9 ppg, 2.4 rpg, 3.6 apg)

OTHER LETTERWINNERS RETURNING (6)

Jimmer Fredette	G	So.	(7.0 ppg, 1.1 rpg, 1.7 apg)
Chris Miles	F/C	Jr.	(2.5 ppg, 1.5 rpg, 0.6 apg)
Michael Loyd, Jr.	G	So.	(2.0 ppg, 0.9 rpg, 1.2 apg)
Archie Rose	G	Sr.	(0.9 ppg, 0.8 rpg, 0.4 apg)
*Gavin MacGregor	F/C	Sr.	(1.2 ppg, 0.5 rpg, 0.5 bpg)
**Jackson Emery	G	So.	(2.8 ppg, 1.5 rpg, 0.7 apg)

*Did not play last year due to injury; stats from 2006-07

**Did not play last year while serving a two-year LDS Church mission; stats from 2005-06

OTHER LETTERWINNERS LOST (3)

Vuk Ivanovic	F/C	Sr.	(3.3 ppg, 2.4 rpg)
**Chris Collinsworth	F	Fr.	(3.2 ppg, 4.8 rpg, 0.5 apg)
**Nick Martineau	G	Fr.	(0.7 ppg, 0.4 rpg, 0.7 apg)

**Includes two players who are interrupting their eligibility to serve LDS Church missions

RETURNING REDSHIRTS (3)

Lamont Morgan, Jr.	G	5-10	170	Jr.
James Anderson	F/C	6-10	230	Fr.
Matthew Pinegar	G	6-0	190	Fr.

NEWCOMERS (3)

Charles Abouo	G/F	6-5	210	Fr.
Michael Boswell	F	6-9	215	Fr.
Noah Hartsock	F	6-8	215	Fr.





LEE CUMMARD



GUARD

SENIOR • 6-7 • 190

MESA, ARIZ.

(MESA H.S.)

30

CAREER HIGHS

- POINTS: 27 vs. Lamar (2008)
- FG MADE: 11 vs. Lamar (2008)
- FG ATT: 17 at Wake Forest (2008)
- FG %: .833 (10-12) vs. Pepperdine, (5-6) vs. Jackson St. (2008), vs. SJSU, WOU (2007)
- 3FG MADE: 5 vs. Lamar (2008)
- 3FG ATT: 7 vs. Lamar (2008)
- 3FG %: 1.000 (2-2) 5 times, Last vs. Jackson St. (2008)
- FT MADE: 10 vs. Colorado St. (2007)
- FT ATT: 10 vs. Colorado St. (2007)
- FT %: 1.000 (10-10) vs. CSU (2007)
- REB: 13 at UNLV (MWC Final) (2007)
- ASSISTS: 8 vs. SUU, Lamar (2008)
- BLOCKS: 4 vs. Pepperdine (2008)
- STEALS: 5 vs. SUU (2008), UNLV (2007)
- MINUTES: 38 at CSU, AFA (2008)

SUMMARY: A 6-foot-7 guard from Mesa, Ariz., Cumnard was the Mountain West Conference Co-Player of the Year and received Associated Press All-America honorable mention this past season. The do-everything junior swingman led the Cougars in scoring (15.8), field-goal percentage (.569), three-point percentage (.472) and blocked shots (1.0) while ranking second in rebounds (6.3), assists (3.5), steals (0.9) and free-throw percentage (.857). Known as a fierce competitor and all-around contributor, Cumnard also led the team in shooting, steals and minutes while ranking second in assists and blocks and third in scoring and rebounds as a sophomore. A three-year starter and top perimeter defender, Cumnard has good ball-handling skills, excellent shooting range and the toughness to rebound and finish in traffic. He has helped the Cougars achieve a 72-26 (.735) record and three straight post-season invitations, including NCAA Tournament bids the last two years. Under the tutelage of third-year BYU coach Dave Rose, Cumnard and the Cougars have earned recognition in the top-25 rankings during each of the past two seasons while becoming the first MWC team to achieve back-to-back outright MWC championships. The Cougars defeated No. 6 Louisville and earned a 27-8 record in 2007-08, the second-most wins in school history.

JUNIOR (2007-08): AP All-America honorable mention ... NABC and USBWA All-District ... 2008 MWC Co-Player of the Year and All-MWC First Team ... 2008 MWC All-Tournament Team ... led the Cougars in scoring (15.8), field-goal percentage (.569), three-point percentage (.472) and blocked shots (1.0) while ranking second in rebounds (6.3), assists (3.5), steals (0.9) and free-throw percentage (.857) ... ranked in the top 10 in the MWC in eight statistical categories ... scored 20 or more points 10 times ... led BYU in scoring 16 times and rebounding eight times ... surpassed the 1,000 career point mark with 14 points against Texas A&M in the NCAA Tournament, becoming the 38th member of BYU's elite 1,000 Point Club ... also tallied 3 rebounds, 3 assists and 1 steal in 34 minutes ... contributed 11 points, 4 rebounds and a team-leading 4 assists at UNLV in the MWC Tournament Championship game ... paced BYU with 20 points while adding 7 rebounds, 3 assists and 2 blocks vs. SDSU in the MWC Tournament semifinals ... led BYU with 18 points and 7 assists against Colorado State in the MWC Tournament quarterfinals ... went 6-for-11 from the field while recording 16 points, a team-high 8 rebounds, 2 assists and 3 blocks at TCU ... contributed across the board with 12 points, 7 rebounds, 5

assists and 2 blocks in 33 minutes against Wyoming ... led BYU with 8 rebounds while adding 10 points, 3 assists, 3 blocks and 1 steal against Air Force ... contributed 14 points, 7 rebounds and 4 assists in 34 minutes at New Mexico before fouling out with 1 minute left in regulation ... posted 20 points, 5 rebounds and 4 assists in 36 minutes at SDSU before fouling out ... pulled down a season-high 11 rebounds with 14 points for his third double-double of the year vs. Utah ... scored 18 points on 7-for-10 shooting against UNLV while adding 3 rebounds, 2 blocks, 2 steals and 1 assist ... led BYU with 22 points at Colorado State, adding 8 rebounds, 5 assists and 1 steal in a career-high-tying 38 minutes ... shot 8-for-13 from the field, 3-for-4 from three-point range and 6-for-7 from the free-throw line at Wyoming to score 25 points while adding 8 rebounds, 2 assists and 1 steal in 30 minutes ... scored 21 points on 8-for-12 shooting from the floor (3-for-6 on treys) at Air Force to go along with 7 rebounds, 5 assists, 1 block and 1 steal in a career-best 38 minutes ... led all scorers with 20 points against New Mexico on 6-for-9 shooting from the field (3-of-4 treys) while adding 5 assists and 5 rebounds in 31 minutes ... led all players with 19 points and nine rebounds (tied) at Utah ... was 7-for-7 from the free-throw line, including two makes with three seconds on the clock to ice the 55-52 win for BYU ... had another solid outing with 10 points, 9 rebounds, 7 assists and 1 block in 30 minutes against Colorado State ... tied for team-high honors with 15 points at Wake Forest while adding 5 rebounds and 2 assists in 33 minutes before fouling out ... paced the Cougars with 18 points against Loyola Marymount to go along with 6 rebounds, 3 assists and 1 block in 28 minutes ... led BYU with a game-high 26 points at Boise State on 64.3 percent shooting from the floor (9-for-14) and a perfect 6-for-6 night at the free-throw line ... filled the stat sheet again vs. Southern Utah, tying career highs with 8 assists and 5 steals while scoring 12 points with 7 rebounds and 2 blocks in a career-equaling 37 minutes ... had string of 19 straight free-throw makes come to an end, going 5-for-6 from the line ... named MWC Player of the Week on Dec. 17 after averaging 24.0 points on 75 percent shooting, 8.0 rebounds, 6.5 assists, 2.5 blocks and 1.5 steals in two BYU wins ... surpassed the 20-point mark for the second straight game with 21 points on 10-for-12 (.833) shooting from the field against Pepperdine to go along with 6 rebounds, 5 assists, a career-best 4 blocks and 2 steals in 36 minutes ... posted career highs in points (27), field goals made (11), three-point field goals made (5) and assists (8) against Lamar while adding 10 rebounds to tally his second double-

LEE CUMMARD CAREER TOTALS

Game-by-game Cummard statistics on pages 34-35

YEAR	GP	GS	MIN	AVG	FG	FGA	PCT	3FG	3FGA	3PCT	FT	FTA	PCT	OFF	DEF	TOT	AVG	PF	FO	A	AVG	TO	BLK	STL	PTS	AVG
2005-06	29	14	430	14.8	50	110	.455	17	43	.395	26	34	.765	23	45	68	2.3	58	0	45	1.6	31	12	16	143	4.9
2006-07	34	34	990	29.1	114	206	.553	40	92	.435	50	63	.794	63	128	191	5.6	103	3	93	2.7	49	29	50	318	9.4
2007-08	35	35	1101	31.5	198	348	.569	60	127	.472	96	112	.857	69	153	222	6.3	93	6	123	3.5	79	35	33	552	15.8
Total	98	83	2521	25.7	362	664	.545	117	262	.447	172	209	.823	155	326	481	4.9	254	9	261	2.7	159	76	99	1013	10.3



double of the year ... went 11-for-16 from the floor (.688) and 5-for-7 from three-point range (.714) ... went 3-for-6 from the floor and 7-for-7 from the free-throw line to score 14 points against Weber State ... led BYU with 18 points at Portland ... shot 7-for-9 (.779) from the field, including a 3-for-4 mark from three-point range ... despite seeing limited action due to foul trouble, he tallied 10 points, 8 rebounds, 1 assist and 1 steal in 23 minutes against No. 1 North Carolina ... scored the first bucket of the second half for BYU to spark a 13-4 Cougar run that gave BYU the lead ... reached the 20-point mark with a season-high 20 points against Hartford on 7-for-11 shooting from the field while adding 6 rebounds, 3 assists and 2 steals in 29 minutes ... tied career marks for field-goal percentage (5-of-6, .833) and three-point percentage (2-for-2, 1.000) while scoring 14 points with a season-high 4 steals vs. Jackson State ... posted the first Cougar double-double of the season with 13 points and 10 rebounds against Idaho State ... led BYU with 15 points at LBSU on 6-for-12 shooting from the field while tying for team-high rebounding honors at 9 boards ... averaged 14.4 points, 9.8 rebounds and 4.6 assists while shooting .609 from the floor during the Summer Tour in France.

LEE CUMMARD BIO CONTINUED ON THE NEXT PAGE ...



LEE CUMMARD

LEE CUMMARD BIO CONTINUED FROM THE PREVIOUS PAGE . . .


SOPHOMORE (2006-07): All-MWC Third Team ... started all 34 games for the Cougars, averaging 9.4 points per game, third on the team, on a team-best .553 shooting mark from the field ... also led the team with 1.5 steals and 29.1 minutes per game, was second on the team with 2.7 assists and 0.9 blocks per game and was third for the Cougars averaging 5.6 rebounds per contest ... ranked among the top 15 in the MWC in seven categories ... led BYU in rebounds eight times, assists eight times and scoring twice, helping the Cougars claim the outright MWC title and a 25-9 overall record ... scored in double figures 14 times on the season, topping the 20-point mark twice, and posted three double-doubles ... named to the BYU Holiday Classic and MWC All-Tournament Teams ... contributed 5 points, 1 rebound and 1 block in 24 minutes against Xavier in the NCAA Tournament ... recorded his third double-double of the year with a career-high 13 rebounds and 13 points while adding 3 assists and 1 steal in 35 minutes at UNLV in the MWC Tournament Championship game ... scored a career-high 21 points on 6-for-8 shooting from the field and a 7-for-8 mark from the free-throw line to go along with 7 rebounds in 20 minutes against Wyoming in the MWC Tournament ... scored a career-high 20 points on 5-for-7 shooting from the field and a perfect 10-for-10 mark from the free-throw


line against Colorado State ... went 7-for-9 from the field at TCU to score 16 points while adding a game-high 7 rebounds, 4 assists, 2 steals and 3 blocks ... established career highs in points (18), field goals made (7), three-point field-goals made (4), assists (5 - tied) and minutes (37) at UNLV while adding 5 rebounds ... shot .778 (7-for-9) from the field and .800 (4-for-5) from three-point range ... recorded his second straight double-double with 16 points, tying his career high, and 11 rebounds against San Diego State while adding 4 assists ... also played well defensively, posting 3 steals and 2 blocks while holding the Aztecs' leading scorer Brandon Heath, who entered the game second in the MWC averaging 20.3 ppg, to just 13 points ... was named to the BYU Holiday Classic All-Tournament Team after recording his first career double-double with career highs of 16 points and 12 rebounds vs. Seton Hall ... averaged 11.3 points, 9.0 rebounds and 3.3 assists for the tournament while shooting .542 from the floor, .444 on threes and a perfect 4-for-4 from the line ... recorded 13 points and a then-career-high 9 rebounds to go along with 5 assists vs. Oral Roberts ... tied his then-career-best 14 points on 5-of-6 shooting while adding 6 rebounds, 4 assists and 3 steals in 20 minutes vs. Western Oregon ... played an outstanding defensive game against Utah State, pulling down 7



rebounds and holding USU's leading scorer Jaycee Carroll, who entered the game averaging 22.7 points per game on .629 shooting (ranked 22nd nationally), to 16 points on .308 shooting (4-for-13) from the field ... scored in double figures for the third straight game with 10 points on 4-for-6 shooting against Michigan State while adding 3 rebounds, 3 assists, 3 steals and 1 block in 30 minutes ... contributed across the board against San Jose State with 11 points on 5-for-6 shooting from the field, 6 rebounds, 5 assists, 4 steals and 2 blocked shots ... scored 12 points on 5-for-9 shooting from the field while adding 5 rebounds and 1 steal in 32 minutes at Weber State ... scored 14 points on 4-of-6 shooting, including 2-for-2 on treys, and 4-of-5 from the line vs. Portland.

FRESHMAN (2005-06): Started 14 games, averaging 4.9 points while shooting .455 from the floor, .395 on threes and .765 from the line in 14.8 minutes overall ... scored in double figures twice while slamming home seven dunks on the year and leading the Cougars in assists five times ... contributed a career-high 5 assists while tying his career-best with 2 blocks in 22 minutes at Houston in the NIT while also adding 7 points on 3-for-6 shooting with 2 dunks, 5 rebounds and 2 steals ... scored in double figures for the second time this season with 10 points on 3-for-5 shooting from the field at TCU, including 1 three-pointer ... was a perfect 2-for-2 from the field at Wyoming, recording 4 points, 2 rebounds and 1 steal in 9 minutes ... tied his career high with 4 assists against Air Force ... went 2-for-3 from three-point range against TCU to record 6 points while adding 4 rebounds and tying his career high with 4 assists in 19 minutes ... hit the game-tying three-pointer with 10 seconds remaining in regulation to force overtime ... finished with a career-high 13 points against Wyoming on 5-for-8 shooting from the field while also setting career marks in assists with 4 and steals with 3 ... tied his career high with 9 points on 3-for-4 shooting from both the field and the free-throw line in 19 minutes at UNLV ... made his fourth-straight start against Utah, contributing 6 points, 3 rebounds, 2 assists and 2 steals in 17 minutes ... started for the second-straight game vs. Tulsa, sharing game-high rebounding honors with 6 boards while adding 5 points ... made his first career start vs. Eastern Washington, scoring 8 points on 4-of-7 shooting (both season highs) with 1 rebound and 1 assist in 14 minutes ... his 7 rebounds at USU set a new





**2007-08
PLAYER OF THE YEAR
MWC**

career mark ... tied season-high 9 points and set career bests of 3 steals and 2 blocks while adding 3 rebounds and 2 assists in 14 minutes vs. Weber State ... tied his career-best 9 points on 3-of-4 shooting while adding 3 rebounds vs. Lamar in the Delta Center ... recorded career highs of 9 points and 4 rebounds with 2 assists and 19 minutes vs. SUU ... brought the Cougar crowd to its feet when he blocked and brought down an SUU layin attempt in one motion and then started the BYU fast break the other way ... made his college debut vs. Loyola Marymount, logging 16 minutes off the bench with 3 points, hitting a trey on 1-for-2 shooting.

MESA HIGH SCHOOL: Named the 2004 Arizona Player of the Year and a McDonald's All-America nominee ... led Mesa (Ariz.) High School to the 5A State Championship, averaging 20.0 points, 5.5 rebounds and 3.5 assists as a senior in 2003-04 ... shot 56 percent from the floor and made 41 percent of his three-point attempts ... named region player of the year in 2004 ... also played for the Arizona Cager Elite Club team.

PERSONAL: Parents are David and Cheryl Cumnard ... has five brothers ... he and wife Sarah have one son ... sports hero is Michael Jordan ... served a mission for The Church of Jesus Christ of Latter-day Saints in Nashville, Tenn., in 2004 ... recruited by Arizona State, UCLA, Oregon, Oregon State, Stanford, Iowa State, Utah State, Utah, New Mexico, Miami, Gonzaga, Oklahoma State, San Diego State and Texas Tech.



GAVIN MACGREGOR



FORWARD/CENTER

SENIOR • 6-10 • 240

RIDGECREST, CALIF.

(BURROUGHS H.S.)

53

CAREER HIGHS

POINTS: 4 at Utah (2007)

FG MADE: 2 at Utah (2007)

FG ATT: 4 vs. Western Oregon (2007)

FT MADE: 1 vs. Western Oregon (2007)

FT ATT: 2 vs. Western Oregon (2007)

REB: 2 at Utah (2007)

ASSISTS: 1 vs. SJSU (2007)

STEALS: 1 vs. SJSU, at Utah (2007)

BLOCKS: 2 vs. SJSU, Portland, TCU (2007)

MINUTES: 10 at Utah (2007)

SUMMARY: A 6-foot-10 forward/center, Gavin MacGregor provided defensive toughness in the post off the bench for the Cougars as a walk-on in 2006-07, appearing in 11 games, before being forced to sit out last year due to injury. He gives BYU added depth and size in the post and is a shot-blocking presence inside. Prior to making his Cougar debut in 2006-07, he last played at Burroughs High School in Ridgecrest, Calif., in 2002, where he achieved career highs of 25 points, 26 rebounds and nine blocked shots. He served a two-year Church mission from 2003-05.

JUNIOR (2007-08): Did not play in 2008 due to a foot injury ... averaged 10.0 points and 8.2 rebounds while shooting .710 from the floor during the Summer Tour in France.

SOPHOMORE (2006-07): Appeared in 11 games as a walk-on, averaging 1.2 points and 0.5 rebounds in 4.2 minutes of action on BYU's Mountain West Conference Championship team that posted a 25-9 overall record ... scored in five of the 11 games in which he played despite mostly limited action ... shot 60 percent on his field-goal attempts ... 1 rebound in 5 minutes against Utah ... played 6 minutes at TCU, recording 1 rebound ... played 1 minute against then-No. 25 UNLV ... played a big role in BYU's win at Utah with his strong play as he established career highs in points (4), rebounds (2), field goals made (2), steals (1 - tied) and minutes (10) ... saw his first action since Dec. 22 with 2 points and 2 blocks in 4 minutes against TCU ... played a career-most 7 minutes with a personal-best 3 points and tied his high with 1 rebound against Western Oregon ... made his first trip to the free-throw line this season, going 1-for-2 ... played 3 minutes at Lamar, pulling down 1 rebound ... recorded the first assist and first steal of his BYU career while posting 2 blocked shots in 3 min-



utes against San Jose State ... hit his lone field goal attempt in 2 minutes vs. SUU ... saw his first action of the year against Portland, making his lone field goal attempt while blocking 2 shots in 3 minutes on the floor.

BURROUGHS HIGH SCHOOL: Team MVP as a senior and Most Improved as junior ... named first-team All-Desert Sky League and first-team All-CIF Southern Section Division III-A ... achieved career-highs of 25 points, 26 rebounds and nine blocks ... holds the school record for rebounds in a single game (26) and for blocks in a season ... helped his team win the Desert Sky League as a junior ... coached by Robert Campbell ... received the outstanding student-athlete award as a senior ... earned Golden State Exam High Honors in math ... also involved in jazz band and marching band.

PERSONAL: Parents are Tavish and Charisse MacGregor ... brother Nathan played basketball at Notre Dame de Namur ... served a mission for The Church of Jesus Christ of Latter-day Saints to Belgium and the Netherlands from 2003-05 ... plays the piano and the trombone ... business management major.

GAVIN MACGREGOR CAREER TOTALS

Game-by-game MacGregor statistics on pages 35-36

YEAR	GP	GS	MIN	AVG	FG	FGA	PCT	3FG	3FGA	3PCT	FT	FTA	PCT	OFF	DEF	TOT	AVG	PF	FO	A	AVG	TO	BLK	STL	PTS	AVG
2006-07	11	0	46	4.2	6	10	.600	0	0	.000	1	2	.500	4	2	6	0.5	8	0	1	0.1	1	5	2	13	1.2
Total	11	0	46	4.2	6	10	.600	0	0	.000	1	2	.500	4	2	6	0.5	8	0	1	0.1	1	5	2	13	1.2





ARCHIE ROSE



GUARD

SENIOR • 6-5 • 210
NASSAU, BAHAMAS
(LEE COLLEGE)

5

CAREER HIGHS

POINTS: 3 vs. Southern Utah (2008)
 FG MADE: 1 (7 times) last vs. CSU-MWC (2008)
 FG ATT: 4 vs. LMU (2008)
 3FG MADE: 1 vs. SUU (2008)
 3FG ATT: 2 vs. LMU (2008)
 FT MADE: 1 at Portland, vs. Lamar (2008)
 FT ATT: 2 at Portland, vs. Lamar (2008)
 REB: 3 vs. LMU, UNM (2008)
 ASSISTS: 2 at LBSU (2008)
 BLOCKS: 1 vs. UNM (2008)
 STEALS: 1 at LBSU, Portland (2008)
 MINUTES: 9 vs. LMU (2008)

SUMMARY: A 6-foot-5 senior guard/forward, Archie Rose came to BYU with three years of experience at the junior college level with stints at Northeastern Colorado Junior College (Sterling, Colo.) and Lee College (Baytown, Tex.). A terrific outside shooter, Rose is a talented scorer who adds depth on the wing for the Cougars. He played in 20 games for BYU as a junior.

JUNIOR (2007-08): Appeared in 20 games on the year, averaging 3.7 minutes, 0.9 points, 0.8 rebounds and 0.4 assists per game ... scored in eight of the last 14 games he played in despite mostly limited playing time ... season highs of 3 points, 3 rebounds and 2 assists ... recorded 1 steal in 2 minutes at UNLV in the MWC Tournament Championship game ... made his only shot attempt to record 2 points in 3 minutes against Colorado State in the MWC Tournament quarterfinals ... played 6 minutes against Air Force, recording 1 rebound and 1 assist ... pulled down 2 rebounds in 2 minutes against UNLV ... played 2 minutes at Wyoming ... played 8 minutes against New Mexico, tying his career high with 3 rebounds while posting 1 assist and the first block of his Cougar career ... made his only shot at UNLV to score 2 points while adding 1 rebound in 3 minutes ... played two minutes at Wake Forest ... posted a career-high 3 rebounds in a personal-best 9 minutes against Loyola Marymount while scoring 2 points ... had 1 assist in 2 minutes at Boise State ... hit buzzer-beating three-pointer at the end of the first half vs. Southern Utah to record a season-best 3 points ... marked the first time this year he has scored in the first half ... threw down a tremendous dunk in the final minute of the game against Pepperdine ... played a career-high 8 minutes against Lamar, tallying 2 rebounds and 1 point ... scored 2 points on 1-for-3 shooting from the field to go along with 1 rebound in 2 minutes against Weber State ... went 1-for-2 from the free-throw line while recording 1 steal in 4 minutes at Portland ... played 1 minute against No. 1 North Carolina ... scored his first bucket as a Cougar against Hartford, contributing 2 points, 2 rebounds and 1 assist in 4 minutes ... allied 1 assist in 2 minutes of action against Idaho State ... posted 2 assists and 1 steal in 5 minutes of action at Long Beach State in his BYU debut ... averaged 12.0 minutes per game in exhibition play while posting 2.5 points, 2.0 rebounds, 1.0 assists

and 1.0 blocks per contest ... posted 2 points, 2 rebounds and 2 steals in 13 minutes against Bryant ... went 1-for-2 from three-point range against Laval to contribute 3 points, 2 assists and 2 rebounds in 11 minutes.

BEFORE BYU (LEE COLLEGE): Redshirted in 2006-07 ... averaged 12.2 points per game in 2005-06, second on the team, while appearing in 29 of 31 games ... shot .428 from the field, .354 from three-point range and .707 from the free-throw line ... was also second on the team with 6.1 rebounds per contest while chipping in 1.9 assists per game and 20 steals on the year ... paced the 15-16 Rebels with 46 three-pointers made ... his three-point percentage was 11th in the region, and his scoring average was 24th ... coached by Roy Champagne.

(NORTHEASTERN COLORADO JUNIOR COLLEGE): Helped lead the Plainsmen to a 28-9 record in 2004-05, winning the NJCAA Region IX title with a 21-6 mark in conference games ... advanced to the Sweet Sixteen of the NJCAA Tournament with an 80-73 win over No. 1 Arizona Western ... coached by Brian Joyce ... named to the Dean's List.

SANTA LUCES HIGH SCHOOL: Started playing basketball at the end of his junior year ... named second-team All-County as a senior ... averaged 15 points and 11 rebounds per contest in his final season ... played for Coach Willie Gibson ... also attended IMG Academy prep school in Florida for a year after his high school graduation.

PERSONAL: Mom is Debra Rose ... his uncle, Lynden Rose, played basketball with BYU head coach Dave Rose at Houston ... enjoys sleeping, video games and diving ... favorite food is sushi ... favorite book is Street Lawyer ... favorite movie is Finding Forester ... also recruited by Texas A&M, Oklahoma State, LSU, Virginia Tech, Oklahoma, Texas Tech, Miami, Georgia Southern, Houston and Nebraska ... majoring in sociology with a minor in business.

ARCHIE ROSE CAREER TOTALS

Game-by-game Rose statistics on page 36

YEAR	GP	GS	MIN	AVG	FG	FGA	PCT	3FG	3FGA	3PCT	FT	FTA	PCT	OFF	DEF	TOT	AVG	PF	FO	A	AVG	TO	BLK	STL	PTS	AVG
2007-08	20	0	73	3.7	7	17	.412	1	8	.125	2	9	.222	3	12	15	0.8	15	0	7	0.4	12	1	3	17	0.9
Total	20	0	73	3.7	7	17	.412	1	8	.125	2	9	.222	3	12	15	0.8	15	0	7	0.4	12	1	3	17	0.9





CHRIS MILES



FORWARD/CENTER

JUNIOR • 6-11 • 235

PROVO, UTAH

(TIMPVIEW H.S.)

54

CAREER HIGHS

POINTS: 12 vs. Santa Clara (2005)
 FG MADE: 4 at UNLV (2008) vs. Santa Clara, vs. SDSU (2005)
 FG ATT: 12 vs. SDSU (2005)
 FG %: .571 (4-7) vs. Santa Clara (2005)
 FT MADE: 4 vs. Santa Clara (2005)
 FT ATT: 9 vs. CSU (2008)
 FT %: 1.000 (4-4) vs. Jackson St. (2008), vs. Santa Clara (2005)
 REB: 7 at CSU (2005)
 ASSISTS: 4 at Wake Forest (2008)
 STEALS: 1 (11 times) last vs. SDSU-MWC (2008)
 BLOCKS: 4 vs. Colorado State (2005)
 MINUTES: 36 at Utah (2005)

SUMMARY: A two-time 4A State MVP out of Timpvew High School in Provo, Miles returned from a mission for The Church of Jesus Christ of Latter-day Saints and averaged 8.6 minutes per game in 34 contests in 2007-08. He averaged 2.7 points and 2.3 rebounds in 13.6 minutes per game as a freshman for BYU in 2004-05, using his quickness and versatility to make an impact in his first season with the Cougars. An excellent shot-blocker and defender who runs the floor well, he was ranked as high as the No. 2 post player in the West out of high school.

SOPHOMORE (2007-08): Played in all but one game for the Cougars as a sophomore after returning home from his two-year mission in August ... averaged 8.6 minutes, 2.5 points and 1.5 rebounds per game while posting season highs of 9 points, 6 rebounds and 4 assists ... posted 2 points in 11 minutes against Texas A&M in the NCAA Tournament ... played 5 minutes at UNLV in the MWC Tournament Championship game ... made all three of his shots from the field to score 6 points while adding 1 rebound, 1 block and 1 steal against SDSU in the MWC Tournament semifinals ... tallied 3 points and 2 rebounds in 12 minutes against Colorado State in the MWC Tournament quarterfinals ... had 4 rebounds and 1 block in 7 minutes at TCU ... played 7 minutes against Wyoming ... recorded 4 points, 2 rebounds and 1 assist in 11 minutes against Air Force ... tallied 1 point, 1 rebound, 1 assist and 1 steal in 10 minutes at New Mexico ... tallied 4 points, 1 block and 1 steal in 16 minutes at SDSU ... had productive 7 minutes vs. Utah with 5 points and 2 rebounds ... contributed 6 points, 2 rebounds and 2 blocks in 10 minutes against UNLV ... notched 1 rebound, 1 assist and 1 steal in 15 minutes at Colorado State ... posted 4 points and 2 assists in 4 minutes against TCU ... tallied 2 points and 1 rebound in 5 minutes at Wyoming ... contributed 3 rebounds in 8 minutes at Air Force ... notched 5 points, 3 rebounds and 1 assist in 12 minutes against New Mexico ... posted 3 assists and 1 steal in 7 minutes against San Diego State ... played 13 minutes at Utah, tallying 2 points, 3 rebounds and 1 block ... tallied a season-high 9 points at UNLV while tying his career high with 4 field goals made and contributing 1 rebound in 17 minutes ... started the second half ... pulled down a season-high 6 rebounds against Colorado State while recording 5 points and 1 assist ... played a season-high 15 minutes at Wake Forest, posting a career-best 4 assists, 3 points, 1 rebound and 1 block ... threw down a monster dunk against Loyola Marymount to score 2 points while adding 4 rebounds, 2 assists, 1 block and 1 steal in 9

minutes ... had 1 rebound and 1 block in 1 minute at Boise State ... scored 2 points in 8 minutes vs. SUU ... played 1 minute against Pepperdine, tallying 1 assist and 1 steal ... went 2-for-4 from the free-throw line in the final two minutes of the game to score 2 points while adding 1 rebound in 5 minutes against Lamar ... played 1 minute with 1 assist against No. 9 Michigan State ... made his only shot against Weber State to record 2 points, 1 rebound and 1 steal in 6 minutes ... played a season-high 10 minutes at Portland, tallying 5 rebounds, 1 block and 1 point ... called upon for his defense and ability to run the floor against No. 1 North Carolina, recording 1 rebound and 1 assist in 5 minutes ... did not play against No. 6 Louisville ... contributed 4 points in 7 minutes against Hartford ... maintained his perfect mark from the free-throw line with a 2-for-2 night to increase his totals to 6-for-6 on the year ... totaled season bests of 8 points and 2 blocks while equaling his season high of 3 rebounds in 9 minutes vs. Jackson State ... tied his career-best free-throw percentage with a perfect 4-for-4 night at the line ... played 3 minutes against Idaho State, contributing 1 steal ... posted 3 rebounds and 2 points in 7 rebounds at Long Beach State in his first game back from serving a two-year mission ... averaged 6.5 points on .667 shooting and 4.5 rebounds per game in exhibition play while seeing 12.5 minutes of action ... contributed 9 points, including 8 during a 1:31 stretch in the second half, against Bryant to go along with 4 rebounds ... averaged 4.2 points and 4.2 rebounds while shooting .400 from the floor during the Summer Tour in France.

FRESHMAN (2004-05): Played in 28 games for the Cougars, averaging 2.7 points and 2.3 rebounds in 13.6 minutes per game ... recorded 6 points, 3 rebounds and 3 blocks in a career-best 36 minutes at Utah ... contributed 7 points, 3 rebounds and 2 blocks at Air Force ... started at UNM in place of the injured Keena Young and scored 4 points (2-for-2) with 2 rebounds, 1 block and 3 assists, tying his career high, while having to guard UNM's versatile 6-foot-8 star Danny Granger ... posted a career-high 4 blocks while adding 3 points and 1 rebound against Colorado State ... recorded 4 points and 6 rebounds, one off his season high, vs. Wyoming ... had 4 rebounds, 3 assists, 2 blocks and one point at SDSU ... scored 2 points and grabbed 3 rebounds in 8 minutes at UNLV... started and grabbed a career-best 7 rebounds, including a personal-high 5 offensive boards, to go along with 8 points in 19 minutes at CSU ... assisted in holding CSU's leading scorer Matt Nelson to just 11 points ... recorded 7 points, 3

CHRIS MILES CAREER TOTALS

Game-by-game Miles statistics on pages 36-37

YEAR	GP	GS	MIN	AVG	FG	FGA	PCT	3FG	3FGA	3PCT	FT	FTA	PCT	OFF	DEF	TOT	AVG	PF	FO	A	AVG	TO	BLK	STL	PTS	AVG
2004-05	28	6	382	13.6	29	81	.358	0	0	.000	17	24	.708	28	36	64	2.3	54	0	19	0.7	20	30	5	75	2.7
2007-08	34	0	291	8.6	31	72	.431	0	0	.000	22	51	.431	20	32	52	1.5	58	1	20	0.6	24	13	9	84	2.5
Total	62	6	673	10.9	60	153	.392	0	0	.000	39	75	.520	48	68	116	1.9	112	1	39	0.6	44	43	14	159	2.6

rebounds, 1 block and 1 steal in 16 minutes vs. MSU-Billings ... with Derek Dawes slowed by injuries, Miles made his second start vs. San Diego State, playing 25 minutes ... had 8 points and tied his career high with 5 rebounds ... had career marks against Santa Clara of 12 points, 4 FG, 4 FT, 4 FTA and tied career bests of 3 assists and 3 blocks while adding 3 rebounds in 17 minutes ... played 14 minutes vs. Southern Utah, dishing out a career-best 3 assists ... made his first start, playing 14 minutes with 2 rebounds vs. N.C. State ... logged career-best 22 minutes vs. Utah State while equaling a career-high 5 rebounds with a personal-best 3 blocks ... recorded 2 blocks in 6 minutes against Boise State ... contributed a career-high 4 points on 2-for-4 shooting in 8 minutes at USC, highlighted by taking a steal the length of the court for a slam dunk ... played 18 minutes with 2 points, 1 rebound and 1 blocked shot vs. California ... grabbed

5 rebounds in 7 minutes vs. North Carolina ... played only one minute vs. Chaminade, making both his free throw-attempts to score his first points as a Cougar.



TIMPVIEW HIGH SCHOOL: Two-time 4A State MVP ... averaged 14.9 points, 8.0 rebounds and 4.5 blocks for the Thunderbirds as a senior ... also two-time Deseret News 4A MVP ... finished his career at Timpview with nearly 300 blocks, second all-time in the Utah High School record book to former BYU and NBA center Shawn Bradley ... led Timpview to the Region 6 title, the toughest league in 4A, in 2004 ... Region 6 MVP came up big in the final two games to clinch the league title, scoring 27 points against cross-town rival Provo and tossing in 24 in the region-clinching win at Payson ... as a junior, the local standout averaged 11 points, eight rebounds and five blocks for a balanced Thunderbird team that won the state title ... named the 4A State Tournament MVP.

PERSONAL: Parents are Don Miles and Julie Babb ... one of six children ... married wife Ashley in Dec. 2007 ... invited to the NBA Players Camp during the summer of 2003, where he was rated No. 47 among the nation's top high school players ... ranked as high as the No. 2 post player in the West ... also recruited by Gonzaga, Utah State, Utah, Kansas, Oregon State, Connecticut, UCLA, Vanderbilt, Wyoming and Texas Tech ... served a two-year mission for The Church of Jesus Christ of Latter-day Saints.





JONATHAN TAVERNARI



GUARD/FORWARD

JUNIOR • 6-6 • 215

**SAO BERNARDO, BRAZIL
(BISHOP GORMAN H.S.)**

45

CAREER HIGHS

POINTS: 29 vs. Louisville (2008)
 FG MADE: 10 vs. Louisville (2008)
 FG ATT: 22 vs. Louisville (2008)
 FG%: .875 (7-8) vs. WOU (2007)
 3FG MADE: 6 vs. UNC (2008), TCU (2007)
 3FG ATT: 16 vs. UNC (2008)
 3FG%: 1.000 (2-2) vs. Wyoming (2007)
 FT MADE: 6 at Wyoming (2007)
 FT ATT: 6 at Wyoming (2007)
 FT %: 1.000 (6-6) at Wyoming (2007)
 REB: 10 at Wyoming, vs. SDSU-MWC (2008)
 ASSISTS: 5 vs. TCU (2008)
 STEALS: 5 vs. Wyoming (2008)
 BLOCKS: 3 vs. Wyoming-MWC (2007)
 MINUTES: 38 vs. N. Carolina (2008)

SUMMARY: The 2007 Mountain West Conference Freshman of the Year, Jonathan Tavernari had a standout campaign in his first season with the Cougars, helping them win the outright league title. He led the league in scoring among freshmen during conference play (8.3 ppg) while averaging 6.5 points and 2.9 rebounds per game in 12.3 minutes of action in 28 appearances on the year. The 6-foot-6 forward was the lone non-professional to earn a spot on the 2008 Brazilian Senior National Team, playing in the Olympic Qualifying Tournament in Athens. He is a skilled perimeter player with great physical presence who has deep range and an excellent shooting touch. He led the state of Nevada in scoring as a senior at Bishop Gorman High School at 23.1 points per game.

SOPHOMORE (2007-08): All-MWC Third Team selection ... set the BYU single-season and sophomore MWC three-point record with 88 ... third on the team in scoring (13.1 ppg) and rebounding (5.3 rpg) while averaging 1.5 assists and a team-best 1.4 steals per game ... started 29 of 35 games, logging 27.6 minutes per game ... led BYU with 15 points against Texas A&M in the NCAA Tournament to go along with 3 rebounds, 1 assist and 1 steal in 32 minutes ... tallied 10 points, 3 rebounds and 2 assists at UNLV in the MWC Tournament Championship game ... tied his career high with 10 rebounds while adding 9 points, 1 assist and 1 steal vs. SDSU in the MWC Tourney semifinals ... recorded 12 points, 3 rebounds, 1 assist and 1 steal against Colorado State in the MWC Tournament quarterfinals ... led BYU with 17 points to go along with 4 rebounds, 2 assists, 2 steals and 1 block in 34 minutes at TCU ... contributed 18 points, 5 rebounds, 2 assists and a career-high 5 steals in 30 minutes against Wyoming ... hit four treys to set the BYU single-season three-point record with 76 ... notched 12 points, 3 rebounds, 3 assists, 1 block and 1 steal in 23 minutes against Air Force ... contributed 12 points, 6 rebounds, 3 steals and 2 assists in 28 minutes at SDSU ... scored a game-high 20 points, making three treys, while adding 4 rebounds, 3 assists and 3 steals vs. Utah ... recorded his second double-double in three games with 10 points and a career-high-tying 10 rebounds at Colorado State ... scored 20 points and dished out a career-high 5 assists while adding 2 rebounds, 2 steals and 1 block in 25 minutes vs. TCU ... posted his first career double-double with 10 points and a career-high 10 rebounds at Wyoming ... led BYU with

22 points at Air Force on 8-for-15 shooting from the field while dishing out a career-best 4 assists and adding 4 rebounds and 3 steals in 35 minutes ... had 16 second-half points ... broke out of his shooting slump with a 7-for-9 shooting night against New Mexico, including 5-of-6 from three-point range, to score 19 points while adding 4 rebounds, 1 assist and 1 steal in 23 minutes ... recorded 10 points, 3 rebounds, 1 assist and 1 steal in 22 minutes against San Diego State ... scored 25 points on 9-for-17 shooting from the field, including a 5-for-9 mark from three-point range, against Colorado State to go along with 6 rebounds and 1 assist in 27 minutes off the bench ... returned to the starting lineup at Wake Forest, posting 9 points, 1 assist and 1 steal in 30 minutes while coming one rebound away from his career high with 8 boards ... posted 17 points against Loyola Marymount thanks in part to 5-for-10 shooting from three-point range ... also added a team-high 8 rebounds, 3 steals and 2 assists in 18 minutes off the bench ... scored a game-high 19 points, including 15 in the second half, with 6 rebounds, 2 assists, 2 blocks and 2 steals in 27 minutes vs. SUU ... contributed across the board with 10 points, 4 rebounds, 2 assists, 2 blocks and 1 steal in 22 minutes against Pepperdine ... scored 11 points in 25 minutes against Lamar to go along with 8 rebounds, 1 assist and 1 block ... tallied 8 points, 4 rebounds and 1 steal in 31 minutes against No. 9 Michigan State ... contributed across the board against Weber State with 14 points, 3 rebounds, 2 assists, 1 steal and 1 block in 27 minutes ... recorded 13 points, 3 rebounds and 2 steals in 25 minutes at Portland ... tied his career high with six three-pointers made against No. 1 North Carolina to tally 18 points, 4 rebounds, 2 steals, 1 block and 1 assist in a personal-best 38 minutes ... went 5-for-8 from three-point range in the first half, including a buzzer-beater to cut the Tar Heel lead to single digits going into the locker room ... smashed his previous career high with 29 points against No. 6 Louisville, setting personal bests in field goals made (10), field goals attempted (22), and minutes (36) ... also pulled down seven rebounds while adding 2 steals and 1 assist ... garnered game-high rebounding honors with 8 boards to go along with 16 points in a career-most 27 minutes against Hartford ... scored 13 points with 4 rebounds, 1 assist, 1 block and 1 steal in 20 minutes vs. Jackson State ... came just one point away from tying his career high with 17 points against Idaho State in his second career start ... also added 4 rebounds, 2 steals and 1 assist in


JONATHAN TAVERNARI CAREER TOTALS

Game-by-game Tavernari statistics on pages 37-38

YEAR	GP	GS	MIN	AVG	FG	FGA	PCT	3FG	3FGA	3PCT	FT	FTA	PCT	OFF	DEF	TOT	AVG	PF	FO	A	AVG	TO	BLK	STL	PTS	AVG
2006-07	28	0	343	12.3	68	143	.476	29	78	.372	16	23	.696	24	56	80	2.9	33	1	17	0.6	17	8	18	181	6.5
2007-08	35	29	966	15.3	166	420	.395	88	234	.376	39	45	.867	34	150	184	5.3	70	1	53	0.8	59	16	48	459	13.1
Total	63	29	1309	20.8	234	563	.416	117	312	.375	55	68	.809	58	206	264	4.2	103	2	70	1.1	76	24	66	640	10.2

a personal-best 25 minutes ... tied for team-high rebounding honors with a career-high 9 boards in his first career start at Long Beach State while adding 6 points, 2 steals and 1 assist in 22 minutes ... averaged 21.4 points, 5.4 rebounds and 3.0 assists while shooting .478 from the floor and .439 on threes during the Summer Tour in France.

FRESHMAN (2006-07): Named MWC Freshman of the Year after leading the league in scoring among freshmen during conference play (8.3 ppg) ... averaged 6.5 points and 2.9 rebounds per game in 12.3 minutes of action in 28 appearances, helping the Cougars win the outright Mountain West Conference title and post a 25-9 overall record ... led the team in scoring three times and rebounding twice ... scored in double figures six times on the year ... played 20 minutes in three games averaging 17.7 points in those three appearances ... tied the BYU record making six consecutive three-point shots against TCU before missing his final attempt ... set an MWC freshman record with a .857 (6-for-7) three-point shooting percentage against the Horned Frogs ... played 8 minutes against Xavier in the NCAA Tournament ... tied his career high with 7 rebounds while adding 4 points, 1 assist and 1 block in 15 minutes against TCU in the MWC Tournament quarterfinals ... tied his career high with 18 points at San Diego State on 6-for-10 shooting from the field, including a 5-for-9 mark from three-point range, to go along with a career-best-tying 7 rebounds and 2 steals in 17 minutes ... scored 17 points, including all 5 three-pointers, in a six-minute stretch in the second half during BYU's comeback bid, cutting a 21-point SDSU lead down to 10 points ... scored 6 points on a career-high 6-for-6 free-throw shooting in the final 1:20 of the game at Wyoming ... played 10 total minutes ... came one point shy of his career high with 17 points at Utah on 7-for-12 shooting ... provided a huge spark for BYU off the bench as he entered the game at the 12:01 mark of the first half and drained two of his first three attempts from three-point range to turn a 17-15 Utah lead into a 21-17 Cougar advantage and then added a layin moments later to score eight straight points for BYU ... provided a huge spark for BYU off the bench at New Mexico, tying his career high with 18 points on 7-for-10 shooting from the field while adding 4 rebounds, 3 steals and 1 block in 24 minutes ... set career highs in field goals made (tied),



field goal attempts, free throws made and minutes ... went 4-for-5 from the field, including a career-high 2-for-2 mark from three-point range, to score 10 points against Wyoming while adding 6 rebounds in 12 minutes ... scored a career-high 18 points on 6-for-7 shooting (.857) from three-point range against TCU while adding a team-leading 6 rebounds and 1 assist ... made his first six shots before missing late in the second half on an off-balance attempt from the corner ... scored 5 points against Liberty while pulling down a career-high 7 rebounds ... set or tied personal bests in 12 different categories against Western Oregon, including game highs of 17 points, 4 steals and 2 blocks (shared with Trent Plaisted) ... went 7-for-8 from the floor, including 3-of-4 treys ... sat out the first three games while an NCAA review of his two years of high school in the United States was being completed.

BISHOP GORMAN HIGH SCHOOL: Averaged 23.1 points per game, leading the state of Nevada, and 10.2 rebounds per game as a senior at Bishop Gorman High School ... joined the team in mid-December after being forced to sit out the first five games due to eligibility concerns ... led his team to the Sunset Southwest Division (11-1 record) and Sunset Las Vegas Zone titles while advancing to the semifinals of the Nevada State Tournament with a 28-5 overall record ... McDonald's High School All-America nominee ... named second-team all-state by the Las Vegas Review-Journal and the Reno-Gazette Journal ... also named a Review-Journal third-team All-Star ... named All-Tournament at both the Maldonado Tournament and the Energy Classic ... topped the 20-point mark 16 times during the season, including five games over 30 points and a career-high 42 points against Spring Valley ... scored 32 points in the Sunset Regional championship game while hitting nine free throws in the final 1:19 to seal the victory ... coached by Grant Rice ... earned High Honor Roll in both semesters of his senior year ... played at Timpview High School as a junior before transferring to Bishop Gorman, earning second-team all-region and all-valley honors.

PERSONAL: Parents are Roberto and Thelma Tavernari ... got started playing basketball with his Mom, who is a basketball coach in Brazil ... enjoys cooking, playing with his Sidekick and text messaging friends ... also recruited by Pittsburgh, Virginia Tech, Washington State, Washington, Oregon State, Montana and Mississippi State ... international relations major.



JACKSON EMERY



GUARD

SOPHOMORE • 6-3 • 185

ALPINE, UTAH

(LONE PEAK H.S.)

4

CAREER HIGHS

POINTS: 13 at Wyoming (2006)
 FG MADE: 4 at Wyoming (2006)
 FG ATT: 8 at USU (2006)
 FG %: .667 (4-6) at Wyoming (2006)
 3FG MADE: 3 at Wyoming (2006)
 3FG ATT: 5 at USU (2006)
 3FG %: 1.000 (2-2) vs. NKU (2006)
 FT MADE: 2 vs. SUU, at USC, at AFA, at Wyoming (2006)
 FT ATT: 3 at Air Force (2006)
 FT %: --
 REB: 6 vs. NKU (2006)
 ASSISTS: 5 vs. NKU (2006)
 BLOCKS: 1 (7 times) last vs. Colorado State (2006)
 STEALS: 2 at UNLV, at TCU, vs. CSU (2006)
 MINUTES: 22 vs. NKU (2006)



SUMMARY: Known for his competitiveness and clutch play, Jackson Emery is a quick player and solid defender with outstanding leaping ability. A good shooter from long range, he also has the athleticism and creativity to convert inside when going to the basket. The top player in Class 4A from the state of Utah as a senior, he was a solid contributor as a freshman prior to leaving for a two-year Church mission.

FRESHMAN (2005-06): Played in 28 of 29 games with six starts, averaging 2.8 points and 1.5 rebounds ... a top perimeter defender for the Cougars as a freshman ... made his sixth start of the year at Houston in the NIT, recording 2 rebounds and 1 steal in 6 minutes of action ... contributed 2 points on 1-for-2 shooting from the field against Utah in the MWC Tournament while recording 2 rebounds, 1 assist and 1 steal in 14 minutes ... started and played 10 minutes against New Mexico, notching 4 points and 3 rebounds ... tied his career highs in steals with 2 and blocks with 1 while contributing 5 rebounds, 3 assists and 2 points against Colorado State in his third collegiate start ... pulled down an offensive rebound followed by a dish to Keena Young for BYU's second basket of the game and then recorded a steal at halfcourt that he took all the way to the hoop for a layin ... tied his career high with 2 steals in his second collegiate start while notching 3 rebounds and 1 point at TCU ... made his first collegiate start against San Diego State, contributing 4 points, 3 assists and 1 rebound ... recorded the first dunk of his career with BYU trailing by one point in the second half after forcing a turnover and then catching a pass from Rashaun Broadus for the wide-open slam ... assisted a Trent Plaisted dunk just 1:30 later ... scored a career-high 13 points at Wyoming, making 4-of-6 from the field including 3-of-4 from three-point range while draining two free throws and adding 1 rebound and 1 block ... recorded 1 rebound in four minutes of play at Utah ... made an immediate impact upon entering the game at San Diego State with 12 minutes left in the second half, recording a steal and then draining a three-pointer on the other end ... finished with 3 points, 1 rebound and 1 steal in 8 minutes ... recorded 1 rebound, 1 assist and 1 block in 8 minutes off the bench against Wyoming ... contributed 2 points, 1 rebound, 1 assist and a career-high 2 steals in 9 minutes off the bench at UNLV ... contributed 4 points, 4 rebounds and 2 assists in 17 minutes off the bench at Air Force ... had 2 points, hitting his only shot, with

3 rebounds, 2 assists and 1 block in 10 minutes vs. Eastern Washington ... scored 8 points in 12 minutes at USU, hitting two threes ... had 2 points, 4 rebounds, 1 assist and 1 block in 16 minutes off the bench against Weber State ... went perfect from the floor with 3-for-3 shooting, including 2-of-2 from three-point range, to score 8 points against Northern Kentucky while setting career marks in rebounds (6), assists (5), blocks (1) and minutes (22) ... helped stage BYU's comeback effort at USC, scoring 9 points in 9 minutes, all in the second half, adding 1 steal and 1 rebound ... made 3-of-6 shots, including 1-of-3 treys, and was 2-for-2 from the line ... after airmailing a trey attempt, he responded by hitting a clutch three on his next attempt with 2:14 left to cut USC's once 18-point second-half lead to two at 63-61 ... again responded in the clutch with two free throws with 1:08 left to bring the USC lead back to two at 68-66 ... had 2 points and his first rebound of the season in a season-high 16 minutes vs. Lamar in the Delta Center while helping guard the Cardinals' top scorer Alan Daniels ... scored a career-best 10 points in nine minutes, all in the second half, on 3-of-4 shooting, including 2-for-3 on treys, vs. SUU ... scored the first points of his BYU career on a three-pointer during 10 minutes off the bench at Washington State ... helped with the assignment to guard WSU's leading scorer Josh Okognon, who scored only five points, 17 below his average entering the game ... made his college debut against Loyola Marymount in the season opener, missing a trey attempt in two minutes of action off the bench.

LONE PEAK HIGH SCHOOL: All-American nominee ... named the 2005 Mr. Basketball (*Deseret Morning News*), 4A MVP (*Salt Lake Tribune*) and All-Valley (*Daily Herald*) while leading the Knights to the Class 4A State Championship his senior year ... averaged 20.8 points, 8.7 rebounds and 3.6 assists while recording 86 steals, nearly four a game, and 40 blocks during the season ... scored 24.8 points per game during the state tournament to earn MVP honors, finishing with 27 points on 7-of-11 shooting, 4-of-6 from three-point range, 9-of-10 free throws, 8 rebounds, 6 assists, 5 steals and 1 block in the title game against Box Elder ... knocked down a 40-foot shot at the first-period buzzer, and followed that with another clutch three-pointer just before the halftime horn ... all-time Lone Peak steals leader and second all-time in scoring ... career highlights of 11 steals, 30 points and one triple-double ... graduated with

JACKSON EMERY CAREER TOTALS

Game-by-game Emery statistics on page 39

YEAR	GP	GS	MIN	AVG	FG	FGA	PCT	3FG	3FGA	3PCT	FT	FTA	PCT	OFF	DEF	TOT	AVG	PF	FO	A	AVG	TO	BLK	STL	PTS	AVG
2005-06	29	6	279	9.6	28	70	.400	13	43	.302	10	13	.769	14	27	41	1.5	38	1	19	0.7	19	7	10	79	2.8
Total	29	6	279	9.6	28	70	.400	13	43	.302	10	13	.769	14	27	41	1.5	38	1	19	0.7	19	7	10	79	2.8



honors (3.957 GPA) ... involved in Operation Smile ... also played for the Salt Lake Metro basketball club.

PERSONAL: Parents are Derek and Patti Emery ... has two brothers, Nick and Alex, and one sister, Annie ... married wife Cherese in the summer of 2008 ... sports hero is Michael Jordan ... began playing basketball with his dad as a child ... enjoys March Madness and reading Harry Potter ... recruited by Utah, Princeton, Air Force, Utah State, Weber State, Snow College, Westminster, UVSC and Dixie State College ... undecided major.



JIMMER FREDETTE



GUARD

SOPHOMORE • 6-2 • 195

GLENS FALLS, N.Y.

(GLENS FALLS H.S.)

32

CAREER HIGHS

- POINTS: 19 vs. Hartford (2008)
- FG MADE: 6 vs. Hartford, at Wake Forest (2008)
- FG ATT: 13 at Wake Forest (2008)
- FG%: .857 (6-7) vs. Hartford (2008)
- 3FG MADE: 4 vs. Hartford (2008)
- 3FG ATT: 9 at Wake Forest (2008)
- 3FG%: .800 (4-5) vs. Hartford (2008)
- FT MADE: 6 at UNLV-MWC (2008)
- FT ATT: 7 6 at UNLV-MWC (2008)
- FT %: 1.000 (5-5) vs. LMU (2008)
- REB: 5 vs. Texas A&M-NCAA (2008)
- ASSISTS: 6 vs. UNM (2008)
- BLOCKS: 1 vs. CSU, UNM, Wyoming (2008)
- STEALS: 4 vs. JSU, Hartford (2008)
- MINUTES: 34 vs. Texas A&M-NCAA (2008)



SUMMARY: A prolific scorer, guard Jimmer Fredette is a tough, hard-nosed competitor who was ranked by ESPN.com among the nation's top 75 high school shooting guards. Known for his shooting touch, Fredette set the league scoring record at Glens Falls High School (Glens Falls, N.Y.) with 2,404 career points. He was a significant contributor as a freshman and is expected to play a strong role for the Cougars in 2008-09.

FRESHMAN (2007-08): Played in all 35 games for the Cougars as a true freshman, helping BYU earn a 27-8 record and capture the Mountain West Conference Championship ... averaged 18.5 minutes, 7.0 points, 1.7 assists and 1.1 rebounds per game ... was the team's fifth-leading scorer ... season highs of 19 points, 6 assists, 5 rebounds and 34 minutes ... led BYU in scoring twice, assists twice and rebounds once while posting 12 double-figure scoring games ... hit a three-pointer in 23 games, totaling 43 on the season ... played a personal-best 34 minutes against Texas A&M in the NCAA Tournament, tallying a career-high 5 rebounds to go along with ... led BYU with 17 points on 5-for-8 shooting in a career-high-tying 27 minutes at UNLV in the MWC Tournament Championship game ... posted 2 assists and 1 rebound in 12 minutes against San Diego State in the MWC Tournament semifinals ... recorded 9 points, 3 assists and 1 rebound in 21 minutes against Colorado State in the MWC Tournament quarterfinals ... tallied 1 assist and 1 rebound in 10 minutes at TCU ... posted 5 points, 4 assists, 2 rebounds, 2 steals and 1 block in 20 minutes against Wyoming ... scored 10 points on 4-for-6 shooting from the field against AFA while adding 3 rebounds ... played a career-most 27 minutes at New Mexico while running the point for BYU after starting point guard Ben Murdock was injured, tallying 7 points, 2 assists, 1 rebound and 1 steal ... picked off the Lobos with 20 seconds remaining in regulation and the score tied at 63-63, helping BYU overcome a late eight-point deficit to force overtime ... tallied 3 points and 1 rebound in 20 minutes at SDSU ... scored 14 points, hitting two threes, vs. Utah in 22 minutes ... contributed 9 points, 4 assists, 3 rebounds and 1 steal in 24 minutes against UNLV ... scored in double figures with 10 points against TCU to go along with 5 assists and 1 steal in 20 minutes ... dished out 4 assists to go along with 3 points in 22 minutes at Wyoming ... scored in double figures for the seventh time this season with 10 points at Air Force while adding 2

assists in 24 minutes ... dished out a career-best 6 assists against New Mexico while contributing 6 points, 1 rebound and 1 block in 19 minutes ... came off the bench to score 11 points on 4-for-8 shooting from the field, including 3-for-6 from three-point range, while posting 1 rebound in 23 minutes ... hit a big three-pointer with 6:07 left to play that gave BYU its largest lead of the game at 50-44 ... scored 8 points at Utah on 3-for-6 shooting from the field while bringing down a career-high 4 rebounds in 14 minutes ... hit a big three-pointer early in the second half at UNLV to cut a once-23-point lead to just 13 during BYU's comeback bid, finishing with 3 points in 10 minutes .. tied his career high with 4 assists against Colorado State while posting the first block of his Cougar career and adding 3 points in 15 minutes ... tied for team-high honors with 15 points off the bench at Wake Forest, setting career highs in field goals made (6 - tied), field goals attempted (13) and three-pointers attempted (9) ... scored 7 points against Loyola Marymount thanks in part to a 5-for-5 night from the free-throw line while adding 2 assists and 2 steals in 14 minutes ... scored 11 points and added 1 rebound and 2 steals in 21 minutes at Boise State ... made 3 treys to knock down multiple triples in a game for the first time in the last eight games ... scored 5 points in 14 minutes against Pepperdine ... played 19 minutes against Lamar, recording 7 points, 2 assists and 2 steals ... had his third double-digit scoring outing with 11 points on 5-for-7 shooting from the field at Portland to go along with 2 rebounds and 1 assist in 19 minutes ... played 5 minutes against No. 1 North Carolina ... played 12 minutes against No. 6 Louisville, going 0-for-2 from the field ... broke out for a career-high 19 points against Hartford on 6-for-7 (.857) shooting from the field, 4-for-5 (.800) from three-point range and 3-for-3 from the free-throw line while tying his career high with 4 steals and adding 2 assists in 19 minutes ... scored 7 points, including 5-for-6 free-throw shooting, while totaling personal bests of 4 assists, 4 steals and 2 rebounds in his 23 minutes vs. Jackson State ... posted double-figure scoring for the first time in his Cougar career with 10 points on 4-for-7 shooting from the field (2-for-3 from three-point range) while adding 1 assist and 1 steal in 17 minutes against Idaho State ... played 25 minutes in his collegiate debut at Long Beach State, going 3-for-6 from three-point range to score 9 points while adding 3 assists, 1 rebound and 1 steal ... connected on two three-pointers during a 14-0 BYU run.

JIMMER FREDETTE CAREER TOTALS

Game-by-game Fredette statistics on pages 39-40

YEAR	GP	GS	MIN	AVG	FG	FGA	PCT	3FG	3FGA	3PCT	FT	FTA	PCT	OFF	DEF	TOT	AVG	PF	FO	A	AVG	TO	BLK	STL	PTS	AVG
2007-08	35	0	647	18.5	83	204	.407	43	128	.336	35	41	.854	8	29	37	1.1	44	0	61	1.7	41	3	27	244	7.0
Total	35	0	647	18.5	83	204	.407	43	128	.336	35	41	.854	8	29	37	1.1	44	0	61	1.7	41	3	27	244	7.0

GLENS FALLS HIGH SCHOOL: Ranked among the nation's top 75 shooting guards by ESPN.com ... Section II and GFHS all-time leading scorer, ranking sixth on New York's all-time scoring list, with 2,404 points ... named first-team all-state by the New York State Sportswriters Association and the Times Union as a junior and senior ... honored as the 2007 Player of the Year by the channel 7 and 10 News while being named a Number 1 All-Star by channel 13 ... averaged 28.8 points per game while making 81 three-pointers and shooting .920 from the free-throw line as a senior ... season-high 46 points while scoring more than 30 points in 12 games ... led his team to a 25-2 record and the Class A State Championship game ... 2006 Times Union and Post-Star Chronicle Player of the Year ... averaged 29.3 ppg, making 76 three-pointers and shooting .830 from the free-throw line, while helping his team earn a 21-2 record as a junior ... season-high 43 points while scoring more than 30 points in 12 of 23 games ... led the Indians to the Section II Class A championship game, scoring 33 points, including nine in the final 1:36 to get his team to within one point before falling 54-51 ... averaged 30.1 ppg for a Glens Falls summer team that won the Stellar "Catch A Rising Star" Basketball Showcase in Allentown, Penn., in July, earning MVP honors ... NYSSWA fifth-team all-state as a sophomore ... also an all-state wide receiver as a junior ... named a Student-Athlete Scholar all four years.

AAU: Played for the Albany City Rocks, averaging more than 25 points per game ... scored 28 points in helping his team to a third-place win over the Minnesota Magic at the 2006 AAU National Championships.

PERSONAL: Has one brother and one sister ... enjoys computer games ... favorite actor is Denzel Washington ... favorite food is Angelina's pizza ... sports hero is John Stockton ... attended BYU summer camps since junior high school ... also recruited by Utah, Syracuse, Wake Forest, Seton Hall, Marshall, Fordham, Siena, George Mason, West Virginia, Virginia Tech, Penn St. and N.C. State ... pre-management major.





MICHAEL LOYD, JR.



GUARD

SOPHOMORE • 6-1 • 170

LAS VEGAS, NEV.

(PALO VERDE H.S.)

10

CAREER HIGHS

POINTS: 15 vs. Jackson St. (2008)
 FG MADE: 6 vs. Jackson St. (2008)
 FG ATT: 9 vs. Jackson St. (2008)
 FG%: .667 (6-9) vs. Jackson St. (2008)
 3FG MADE: 2 vs. Air Force (2008)
 3FG ATT: 3 vs. JSU, AFA (2008)
 3FG%: .667 (2-3) vs. AFA (2008)
 FT MADE: 3 vs. Pepperdine (2008)
 FT ATT: 4 vs. Pepperdine (2008)
 FT %: .750 vs. Pepperdine (2008)
 REB: 4 vs. Jackson St., at TCU (2008)
 ASSISTS: 3 six times, last at TCU (2008)
 BLOCKS: 1 vs. Pep., at Utah (2008)
 STEALS: 2 vs. Jackson St., at TCU (2008)
 MINUTES: 20 vs. Jackson St. (2008)

SUMMARY: A 6-foot-1 sophomore out of Las Vegas, Nev., Michael Loyd, Jr. is an athletic player who can contribute at either guard position. He appeared in all but three games as a true freshman, mostly playing back-up point guard, while averaging 8.8 minutes, 2.2 points, 1.2 assists and 0.9 rebounds per game. In addition to his shooting touch, he is also known as a defensive stopper who excels in the open court as he ranked in the top 10 in steals, top 20 in scoring and top 25 in assists among all players in Nevada his senior year of high school.

FRESHMAN (2007-08): Appeared in all but three games as a true freshman, averaging 8.8 minutes, 2.2 points, 1.2 assists and 0.9 rebounds per game ... played double-digit minutes in 13 game this year ... season highs of 15 points, four rebounds, three assists and 20 minutes ... played 5 minutes at UNLV in the MWC Tournament Championship game ... made both his shots to score 5 points in 8 minutes against Colorado State in the MWC Tournament quarterfinals ... tied career highs in rebounds (4), assists (3) and steals (2) while providing hustle play in 17 minutes at TCU ... tallied 2 points, 1 assist and 1 steal in 11 minutes against Wyoming ... tied his career high with 3 assists while draining a personal best 2 three-pointers to score 6 points in 11 minutes against Air Force ... made both of his shots from the field to score 4 points at SDSU while adding 2 assists and 2 rebounds in 12 minutes ... played three minutes vs. Utah ... recorded 2 assists, 1 steal and 1 rebound in 8 minutes against UNLV ... recorded 2 points, 1 rebound and 1 assist in 11 minutes against TCU ... posted 1 assist in 8 minutes at Wyoming ... tallied 1 rebound and 1 assist in 6 minutes at Air Force ... recorded 2 rebounds, 2 assists and 1 point in 14 minutes against New Mexico ... pulled down 1 rebound in 7 minutes against San Diego State ... played 7 minutes at Utah, recording 1 rebound and 1 block ... his rejection came at the end of the first half to preserve a 26-23 Cougar lead going into the break ... saw 8 minutes of action at UNLV, recording 1 assist ... played double-figure minutes for the seventh time with 10 minutes against Colorado State, recording 1 assist ... drained his only three-point attempt of the night to score 3 points in 10 minutes at Wake Forest ... went 2-for-3 from the floor to score 4 points in 6 minutes while adding 1 steal against Loyola Marymount ... had 1 assist and 1 rebound in 6 minutes at Boise State ... had 3 points, 1 rebound, 1 assist

and 1 steal in 9 minutes vs. Southern Utah ... scored 8 points on 2-for-4 shooting from the field and career-high 3-for-4 shooting from the free-throw line against Pepperdine while tying his personal best with 3 assists and adding 2 rebounds, 1 steal and the first block of his career in 14 minutes ... recorded 5 points and 2 assists in 10 minutes against Lamar, the fourth time this year he has played double-digit minutes ... played 2 minutes against No. 9 Michigan State ... made his second three-pointer of the season to score 3 points while tying his career high with 3 assists in 13 minutes against Weber State ... played 3 minutes against No. 1 North Carolina, missing his only shot attempt ... played 9 minutes against No. 6 Louisville, tying his career high with 3 assists ... recorded his first points as a Cougar with a 15-point outburst in 20 minutes vs. Jackson State ... added a season-best 4 rebounds and his first assists and steals as a Cougar with 3 and 2, respectively ... made 6-of-9 shots from the floor and was perfect on his two attempts from the line ... played 4 minutes against Idaho State in his Marriott Center debut ... made his collegiate debut at Long Beach State with 3 rebounds in 11 minutes of action playing the back-up point guard ... contributed across the board in exhibition play with 4.5 points, 3.0 rebounds, 2.0 rebounds and 1.5 steals per game ... played 16 minutes against Bryant, posting 5 points, 3 assists, 2 steals and 1 rebound ... recorded 4 points, 3 rebounds and 3 assists against Laval.

PALO VERDE HIGH SCHOOL: Led Palo Verde High School to a share of the Sunset Northwest League title and a 21-5 overall record as a senior ... earned Sunset Northwest First Team and All-Sunset Region Second Team accolades ... averaged 16.2 points, 4.0 rebounds, 3.3 assists and 2.4 steals while helping the Panthers advance to the Sunset Regional semifinals ... led the Sunset Northwest League in steals and assists, ranked second in scoring and three-pointers made, finished third in blocks and was fifth in rebounds ... ranked in the top 10 in steals, top 20 in scoring and top 25 in assists among all players in Nevada.

AAU: Played for the Las Vegas Prospects AAU team under head coach Anthony Brown.


PERSONAL: Parents are Michael and Pamela Loyd ... has two brothers ... father played at UNLV from 1978-81 ... enjoys

MICHAEL LOYD, JR. CAREER TOTALS

Game-by-game Loyd statistics on page 40

YEAR	GP	GS	MIN	AVG	FG	FGA	PCT	3FG	3FGA	3PCT	FT	FTA	PCT	OFF	DEF	TOT	AVG	PF	FO	A	AVG	TO	BLK	STL	PTS	AVG
2007-08	35	0	647	18.5	83	204	.407	43	128	.336	35	41	.854	8	29	37	1.1	44	0	61	1.7	41	3	27	244	7.0
Total	35	0	647	18.5	83	204	.407	43	128	.336	35	41	.854	8	29	37	1.1	44	0	61	1.7	41	3	27	244	7.0

ping-pong, bowling and pool ... favorite actor is Denzel Washington ... sports hero is Kobe Bryant ... attended BYU summer camps since junior high school ... also recruited by Santa Clara, Northern Iowa, Northern Arizona and Idaho ... sociology major.





LAMONT MORGAN, JR.



GUARD

JUNIOR • 5-10 • 170

POMONA, CALIF.

(SADDLEBACK CC)

2


SUMMARY: Described as a lightning quick point guard, junior Lamont Morgan Jr. redshirted last year after transferring from Saddleback Community College in Mission Viejo, Calif. A highly successful junior college program, SCC advanced to the state semifinal game in 2007 behind the play of Morgan, who started every game at the point and averaged 4.4 assists per contest. In addition to his ball-handling abilities, Morgan will also be counted on for his leadership and court vision this season.

REDSHIRT (2007-08)

BEFORE BYU (SADDLEBACK CC): Helped his team advance to the 2007 state semifinals with a 24-8 overall record and a 10-2 mark in the Orange Empire Conference ... named Orange Empire All-Conference ... started every game at the point, averaging 7.3 points and 4.4 assists per game ... led the team in assists 17 times on the year ... played in all 31 games for the Gauchos in 2005-06, helping his team to a 22-9 overall record ... averaged 3.2 points, 2.7 assists and 2.1 rebounds in his freshman campaign while shooting 80.8 percent from the free-throw line ... led the team in assists 11 times ... season highs of 13 points and seven rebounds ... named a Scholar Baller ... coached by Bill Brummel, Andy Ground and Darren Lax.

DIAMOND RANCH HS: Earned first-team all-league honors and was named an Inland Valley All-Star ... was also named his team's Most Improved Player ... all-tournament honors ... also lettered in football ... active in the Black Student Union ... named to the Honor Roll as a sophomore.

PERSONAL: Has one brother and one sister ... enjoys listening to music, dancing, hanging out and writing poetry ... favorite actor is Denzel Washington ... favorite movie is Love and Basketball ... favorite food is soul food ... sports heroes are Michael Jordan, Chris Paul and Kobe Bryant, and non-sports hero is his Mom ... leisure services major.





JAMES ANDERSON


SUMMARY: A 6-foot-10 forward/center from Page, Ariz., Anderson is known for his athleticism, hard work and ability to run the floor. The McDonald's High School All-America nominee redshirted last season after returning from a two-year mission for The Church of Jesus Christ of Latter-day Saints to Guatemala City.

REDSHIRT (2007-08)

PAGE HIGH SCHOOL: McDonald's All-America nominee ... named first-team all-state as a senior in 2005 after leading his team to a 25-4 overall record and the Grand Canyon Region Championship for the fourth-straight year ... also named the Grand Canyon Region Player of the Year and the Navajo Times Four Corners All-Area Player of the Year ... averaged 17 points, nine rebounds and six blocks per game ... set a state record with 14 blocks in a game ... Elite Eight in the state tournament ... averaged 14 points, eight rebounds and five blocks as a junior while pacing his team to a 26-3 overall record, Grand

Canyon Region Championship and Elite Eight state tournament appearance ... named first-team all-state, Grand Canyon All-Region First Team and Navajo Times Four Corners All-Area First Team ... father Aaron Anderson was also his high school coach ... graduated in the top 10 in his class with a 3.8 GPA.

PERSONAL: Parents are Aaron and Julie Anderson ... has three sisters ... served a two-year mission for The Church of Jesus Christ of Latter-day Saints in the Guatemala City North Mission from May 2005 to May 2007 ... favorite food is lasagna ... enjoys March Madness, boating and playing the guitar ... sports hero is Michael Jordan ... also recruited by Oregon State and Wyoming ... open major.



FORWARD/CENTER

FRESHMAN • 6-10 • 230

PAGE, ARIZ.

(PAGE H.S.)

15

MATTHEW PINEGAR

SUMMARY: An athletic combo guard, Matthew Pinegar is a good shooter known for his competitive drive and scoring ability. The two-time first-team all-state honoree redshirted last season after returning from a mission for The Church of Jesus Christ of Latter-day Saints.

REDSHIRT (2007-08)

TIMPVIEV HIGH SCHOOL: McDonald's High School All-America nominee ... helped his team win the region championship as a senior before falling in the state quarterfinals ... averaged 16 points, three assists and two steals per game ... named 4A first-team all-state as a junior and senior ... also earned Utah Valley MVP and Valley Player of the Year as a junior ... helped his team win the state 4A title posting 13.8 points, 4.0 assists and 2.3 steals per game as a junior ... was the only freshman on the varsity team in 2000-01 ... coached by Perry Wildeboer ... also active in a capella club.

AAU: Played for the Utah Heat AAU club under head coach Chris Jones.

PERSONAL: Parents are Steven and Lisa Pinegar ... grandfather Ed Pinegar played at BYU in the 1950's and father Steven played at Utah State in the late 1970's ... has six sisters and two brothers ... served a mission for The Church of Jesus Christ of Latter-day Saints to the Canada Toronto East mission from 2005-07 ... enjoys wakeboarding, driving, playing the piano and movies ... also recruited by Utah State ... social work major.



GUARD

FRESHMAN • 6-0 • 190

PROVO, UTAH

(TIMPVIEV H.S.)

20



GUARD/FORWARD

FRESHMAN • 6-5 • 210

ABIDJAN, COTE D'IVOIRE

(BREWSTER ACADEMY)

1

CHARLES ABOUO

SUMMARY: A versatile player, Abouo was the Utah 3A Player of the Year in 2007 out of Logan High School before playing for Brewster Academy last season, where he helped his team earn a 31-4 record. He is a good defender with a solid mid-range game and the ability to drive to the hoop or pull up and hit the three. His length and athleticism should make him a contributor for the Cougars this season.

BEFORE BYU (BREWSTER ACADEMY): Helped Brewster Academy (Wolfeboro, N.H.) set a school record with 31 wins while compiling a 31-4 overall record in 2007-08 ... team won the New England Preparatory School Athletic Conference (NEPSAC) Class A Championship ... advanced to the National Prep School Championship Final Four where Abouo scored 19 points in a semifinal loss ... team also won the Maine Central Institute Invitational, Brewster Invitational and New Hampton School Invitational titles ... defeated the China Junior All-Star Team, 111-47 ... coached by Jason Smith.

LOGAN HIGH SCHOOL: 2007 McDonald's High School All-America nominee ... three-time first-team all-state honoree at

Logan High School under head coach Jeff Brimhall ... LHS all-time leading scorer while also owning the school free throw record ... helped LHS win Region 11 titles in each of his three varsity seasons while earning all-region accolades all three years, including Region MVP in 2007 ... named the 3A Player of the Year by the Deseret Morning News in 2007 after averaging 21.1 points, 10.2 rebounds and 3.2 steals per game ... also earned All-Valley Player of the Year honors in 2005-06 when he averaged 15.6 ppg, 7.7 rpg and 1.1 bpg.

PERSONAL: Parents are Ernest and Yvonne Abouo ... enjoys cooking, drawing, playing soccer, eating, sleeping and watching movies ... favorite food is his Mom's African cooking ... favorite book is Into Thin Air and favorite movie is Blue Streak ... played for the Utah Pump and Run AAU team with former BYU players Chris Collinsworth and Nick Martineau (both played in 2007-08 and are now serving two-year missions) ... also recruited by San Diego State, Wichita State, Utah State, Loyola, Montana, Tulsa and VCU ... open major.



FORWARD

FRESHMAN • 6-9 • 215

ALOHA, ORE.

(ALOHA H.S.)

1

MICHAEL BOSWELL

SUMMARY: A strong post player, Boswell averaged 16.7 points and 7.5 rebounds per game at Aloha High School in Aloha, Ore., last season, earning All-Metro League First Team honors. With length and the ability to run the floor, Boswell could be called on to contribute in the post as a freshman.

ALOHA HIGH SCHOOL: McDonald's High School All-America nominee out of Aloha High School in Aloha, Ore. ... averaged 16.7 points and 7.5 rebounds per game as a senior in 2008 ... first-team All-Metro League as a senior and third-team All-Metro League as a junior ... two-time Athlete of the Month ... one of the top 20 scorers in Oregon ... 2008 Oregonian Metro League Player of the Week (Feb.) ... led high school to an upset victory over the seven-time league champions ... National AP Scholar with Distinction ... Class of 2008 Valedictorian (out of over 530 students) ... played for the Oregon Rebels AAU team under head coach Glenn Johannes.

PERSONAL: Parents are Brent and Kristine ... has two sisters and one brother ... father played basketball for the BYU JV

team and cousin Mackenzie Olsen is a goalkeeper for the BYU women's soccer team ... favorite movie is Groundhog Day ... plays the piano ... Eagle Scout ... also recruited by Utah State, Weber State, Portland, Portland State, UC Irvine, Concordia, Penn and Cornell ... majoring in biology.



NOAH HARTSOCK

SUMMARY: A highly skilled offensive player with strong post moves, Hartsock has a soft touch from midrange and a solid stroke behind the three-point arc. He has excellent quickness and strength to complement his size. Hartsock prepped at Bartlesville High School in Oklahoma where he averaged 27.6 points per game, third in the state, as a senior in 2005-06 and was an all-state selection.

BARTLESVILLE HIGH SCHOOL: McD McDonald's High School All-America nominee ... averaged 27.6 points per game as a senior at Bartlesville High School and was the third-highest scorer in the state of Oklahoma and the highest in the 6A division ... led the Bruins in rebounds with 8.0 per game while recording 100 blocks in 27 outings ... named all-state by the *Tulsa World* ... recipient of the KTUL-TV Elite 8 Champions Award as the best boys basketball player in his area of the state ... *Oklahoma Tipoff Magazine* Feb 5 pick ... scored 32 points and pulled down 10 rebounds in BHS' loss to Union in the Frontier Conference title game ... went 10-for-13 from the field and 11-of-12 from the free-throw line to score 31 points while playing ill in the area consolation playoffs, leading BHS to a 50-37 win over Memorial and a berth in the state

championships ... scored 36 of the Bruins' 49 points in a state quarterfinal loss to eventual-champion Putnam City ... selected to play on the Large East team in the Oklahoma Coaches Association All-State game ... averaged 19.9 points and 9.9 rebounds per game as a junior, helping the Bruins finish 25-3 and advance to the state championship game ... named the Frontier Conference Player of the Year and first-team all-state ... also went to the state championships as a sophomore, his first year with the varsity team ... has received several tournament MVP awards for his play with the Oklahoma Adidas Pump and Run team.

PERSONAL: Parents are David and Leslie Hartsock ... has four older brothers ... brother Nate played two seasons at Oklahoma Wesleyan University and brother Jeremiah played one season at the University of Missouri-Kansas City before leaving to serve a mission for The Church of Jesus Christ of Latter-day Saints ... two other older brothers both attended BYU ... sister-in-law Lindsey Hartsock was a middle blocker for the BYU women's volleyball team and was the MWC Player of the Year in 2006 ... also recruited by Utah State and Oklahoma State.



FORWARD

FRESHMAN • 6-8 • 215

BARTLESVILLE, OKLA.

(BARTLESVILLE H.S.)

34





LEE CUMMARD CAREER STATISTICS

CUMMARD 2007-08 GAME-BY-GAME

OPPONENT	DATE	GS	MIN	FG	FGA	PCT	3FG	FGA	PCT	FT	FTA	PCT	OFF	DEF	TOT	AVG	PF	FO	A	TO	BLK	STL	PTS	AVG	
at Long Beach State	11/10/07	*	33	6	12	.500	1	6	.167	2	3	.667	2	7	9	9.0	2	0	2	2	0	1	15	15.0	
IDAHO STATE	11/14/07	*	28	5	9	.556	1	4	.250	2	4	.500	2	8	10	9.5	4	0	4	1	0	2	13	14.0	
JACKSON STATE	11/16/07	*	22	5	6	.833	2	2	1.000	2	2	1.000	1	3	4	7.7	0	0	3	2	1	4	14	14.0	
HARTFORD	11/20/07	*	29	7	11	.636	2	4	.500	4	4	1.000	1	5	6	7.3	3	0	3	5	0	2	20	15.5	
vs No. 6 Louisville	11/23/07	*	25	4	10	.400	1	5	.200	0	0	.000	1	1	2	6.2	5	1	0	1	0	0	9	14.2	
vs No. 1 North Carolina	11/24/07	*	23	5	11	.455	0	2	.000	0	0	.000	2	6	8	6.5	4	0	1	6	0	1	10	13.5	
at Portland	12/01/07	*	30	7	9	.778	3	4	.750	1	1	1.000	1	3	4	6.1	1	0	6	0	1	0	18	14.1	
WEBER STATE	12/05/07	*	28	3	6	.500	1	2	.500	7	7	1.000	3	3	6	6.1	3	0	3	4	0	0	14	14.1	
vs No. 9 Michigan State	12/08/07	*	20	3	3	1.000	1	1	1.000	2	2	1.000	0	2	2	5.7	5	1	2	2	1	0	9	13.6	
LAMAR	12/12/07	*	33	11	16	.688	5	7	.714	0	0	.000	7	3	10	6.1	2	0	8	0	1	1	27	14.9	
PEPPERDINE	12/15/07	*	36	10	12	.833	1	1	1.000	0	0	.000	1	5	6	6.1	1	0	5	5	4	2	21	15.5	
SOUTHERN UTAH	12/21/07	*	37	3	7	.429	1	4	.250	5	6	.833	1	6	7	6.2	0	0	8	1	2	5	12	15.2	
at BOISE STATE	12/29/07	*	32	9	14	.643	2	7	.286	6	6	1.000	3	3	6	6.2	4	0	2	2	2	0	26	16.0	
LOYOLA MARYMOUNT	01/03/08	*	28	6	12	.500	2	4	.500	4	4	1.000	5	1	6	6.1	2	0	3	0	1	0	18	16.1	
at Wake Forest	01/08/08	*	33	7	17	.412	1	5	.200	0	0	.000	2	3	5	6.1	5	1	2	3	0	0	15	16.1	
COLORADO STATE	01/12/08	*	30	4	8	.500	2	3	.667	0	0	.000	2	7	9	6.3	3	0	7	2	1	0	10	15.7	
at UNLV	01/15/08	*	33	4	9	.444	1	4	.250	2	2	1.000	2	3	5	6.2	3	0	0	4	0	0	11	15.4	
at Utah	01/19/08	*	34	6	15	.400	0	3	.000	7	7	1.000	3	6	9	6.3	3	0	1	2	0	2	19	15.6	
SAN DIEGO STATE	01/23/08	*	28	4	10	.400	1	3	.333	3	5	.600	2	4	6	6.3	4	0	2	1	0	2	12	15.4	
NEW MEXICO	01/26/08	*	31	6	9	.667	3	4	.750	5	7	.714	3	2	5	6.3	1	0	5	2	0	0	20	15.7	
at Air Force	01/30/08	*	38	8	12	.667	3	6	.500	2	2	1.000	3	4	7	6.3	0	0	5	3	1	1	21	15.9	
at Wyoming	02/02/08	*	30	8	13	.615	3	4	.750	6	7	.857	2	6	8	6.4	4	0	2	4	0	1	25	16.3	
TCU	02/06/08	*	30	2	4	.500	0	2	.000	0	0	.000	2	5	7	6.4	2	0	6	1	2	1	4	15.8	
at Colorado State	02/13/08	*	38	9	15	.600	2	5	.400	2	3	.667	3	5	8	6.5	1	0	5	3	0	1	22	16.0	
UNLV	02/16/08	*	32	7	10	.700	2	3	.667	2	3	.667	0	3	3	6.3	3	0	1	3	2	2	18	16.1	
UTAH	02/20/08	*	34	3	6	.500	1	2	.500	7	8	.875	2	9	11	6.5	1	0	2	2	3	1	14	16.0	
at San Diego State	02/23/08	*	36	8	11	.727	3	4	.750	1	2	.500	0	5	5	6.4	5	1	4	2	0	0	20	16.2	
at New Mexico	02/26/08	*	34	5	9	.556	2	4	.500	2	3	.667	0	7	7	6.5	5	1	4	4	0	0	14	16.1	
AIR FORCE	03/01/08	*	29	2	6	.333	1	1	1.000	5	6	.833	2	6	8	6.5	2	0	3	1	3	1	10	15.9	
WYOMING	03/05/08	*	33	4	9	.444	2	4	.500	2	2	1.000	3	4	7	6.5	2	0	5	0	2	0	12	15.8	
at TCU	03/08/08	*	35	6	11	.545	2	6	.333	2	2	1.000	3	5	8	6.6	1	0	2	2	3	0	16	15.8	
vs Colorado State	03/13/08	*	31	6	9	.667	3	4	.750	3	4	.750	0	4	4	6.5	2	0	7	0	2	1	18	15.8	
vs San Diego State	03/14/08	*	38	6	12	.500	2	3	.667	6	6	1.000	1	6	7	6.5	2	0	3	4	2	0	20	16.0	
at UNLV	03/15/08	*	36	4	6	.667	1	2	.500	2	2	1.000	2	2	4	6.4	5	1	4	3	1	1	11	15.8	
vs Texas A&M	03/20/08	*	34	5	9	.556	2	2	1.000	2	2	1.000	2	1	3	6.3	3	0	3	2	0	1	14	15.8	
Totals			35	1101	198	348	.569	60	127	.472	96	112	.857	69	153	222	6.3	93	6	123	79	35	33	552	15.8

CUMMARD 2006-07 GAME-BY-GAME

OPPONENT	DATE	GS	MIN	FG	FGA	PCT	3FG	FGA	PCT	FT	FTA	PCT	OFF	DEF	TOT	AVG	PF	FO	A	TO	BLK	STL	PTS	AVG
at No. 5 UCLA	11/15/06	*	18	3	5	.600	2	3	.667	1	1	1.000	0	3	3	3.0	3	0	2	1	1	0	9	9.0
IDAHO STATE	11/18/06	*	33	2	6	.333	0	3	.000	2	2	1.000	2	4	6	4.5	3	0	3	2	1	2	6	7.5
PORTLAND	11/22/06	*	18	4	6	.667	2	2	1.000	4	5	.800	1	1	2	3.7	5	1	1	0	1	1	14	9.7
SOUTHERN UTAH	11/24/06	*	32	3	8	.375	1	4	.250	1	2	.500	4	4	8	4.8	1	0	4	2	0	2	8	9.3
at Boise State	11/29/06	*	34	3	7	.429	3	5	.600	0	0	.000	1	4	5	4.8	5	1	1	0	0	1	9	9.2
at Weber State	12/02/06	*	32	5	9	.556	1	3	.333	1	1	1.000	1	4	5	4.8	4	0	0	1	0	1	12	9.7
SAN JOSE STATE	12/06/06	*	30	5	6	.833	1	1	1.000	0	0	.000	3	3	6	5.0	3	0	5	2	2	4	11	9.9
vs No. 25 Michigan State	12/09/06	*	30	4	6	.667	1	2	.500	1	1	1.000	1	2	3	4.8	5	1	3	0	1	3	10	9.9
at Lamar	12/13/06	*	31	3	8	.375	1	4	.250	1	2	.500	1	5	6	4.9	1	0	4	0	0	2	8	9.7
UTAH STATE	12/16/06	*	35	1	5	.200	1	3	.333	0	0	.000	0	7	7	5.1	1	0	3	1	0	1	3	9.0
WESTERN OREGON	12/22/06	*	20	5	6	.833	2	2	1.000	2	2	1.000	3	3	6	5.2	2	0	4	1	0	3	14	9.5
LIBERTY	12/28/06	*	26	1	2	.500	1	1	1.000	2	2	1.000	1	5	6	5.8	3	0	5	0	1	1	5	9.1
ORAL ROBERTS	12/29/06	*	34	6	13	.462	1	6	.167	0	0	.000	3	6	9	6.1	2	0	5	2	0	1	13	9.6
SETON HALL	12/30/06	*	34	6	9	.667	2	2	1.000	2	2	1.000	7	5	12	6.0	1	0	0	2	0	0	16	9.9
SAN DIEGO STATE	01/06/07	*	36	5	12	.417	3	6	.500	3	4	.750	4	7	11	6.3	3	0	4	5	2	3	16	10.3
TCU	01/10/07	*	24	1	1	1.000	0	0	.000	3	3	1.000	1	2	3	6.1	2	0	4	1	2	2	5	9.9
at UNLV	01/13/07	*	37	7	9	.778	4	5	.800	0	0	.000	2	3	5	6.1	2	0	5	4	0	0	18	10.4
WYOMING	01/16/07	*	26	0	4	.000	0	2	.000	1	2	.500	0	3	3	5.9	4	0	2	0	3	1	1	9.9
at Colorado State	01/20/07	*	30	2	5	.400	2	2	1.000	0	0	.000	0	4	4	5.8	3	0	4	2	0	2	6	9.7
at New Mexico	01/24/07	*	18	1	2	.500	0	1	.000	0	1	.000	1	4	5	5.8	4	0	2	1	0	0	2	9.3
NO. 13 AIR FORCE	01/27/07	*	32	3	3	1.000	1	1	1.000	1	1	1.000	1	5	6	5.8	3	0	2	1	0	2	8	9.2
at Utah	01/31/07	*	36	3	3	1.000	2	2	1.000	0	0	.000	2	2	4	5.7	3	0	2	1	1	1	8	9.2
NO. 25 UNLV	02/03/07	*	33	3	3	1.000	1	1	1.000	0	0	.000	2	4	6	5.7	3	0	4	2	1	5	7	9.1
at Wyoming	02/06/07	*	31	3	4	.750	1	2	.500	3	4	.750	1	5	6	5.7	3	0	2	2	3	2	10	9.1
at TCU	02/10/07	*	37	7	9	.778	1	2	.500	1	2	.500	2	5	7	5.8	3	0	4	2	3	2	16	9.4
NEW MEXICO	02/14/07	*	25	2	9	.222	1	8	.125	1	2	.500	1	4	5	5.7	4	0	3	1	2	0	6	9.3
COLORADO STATE	02/21/07	*	37	5	7	.714	0	2	.000	10	10	1.000	2	3	5	5.7	4	0	1	2	1	2	20	9.7
at San Diego State	02/24/07	*	26	2	5	.400	0	1	.000	2	2	1.000	3	4	7	5.8	3	0	2	3	1	0	6	9.5
at No. 20 Air Force	02/27/07	*	19	2	4	.500	0	2	.000	1	2	.500	0	0	0	5.6	3	0	2	0	1	1	5	9.4
UTAH	03/03/07	*	17	1	2	.500</																		



INDIVIDUAL CAREER STATISTICS

at UNLV	01/11/06	*	19	3	4	.750	0	0	.000	3	4	.750	1	1	2	2.5	1	0	2	0	0	0	0	9	5.8
Wyoming	01/18/06	*	27	5	8	.625	0	3	.000	3	3	1.000	0	2	2	2.5	2	0	4	2	1	3	13	6.3	
at San Diego State	01/21/06	*	22	1	4	.250	0	0	.000	2	2	1.000	1	3	4	2.6	0	0	0	1	0	0	4	6.1	
TCU	01/25/06	*	19	2	3	.667	2	3	.667	0	0	.000	0	4	4	2.6	2	0	4	2	0	0	6	6.1	
at Colorado State	01/28/06	*	6	0	0	.000	0	0	.000	0	0	.000	0	0	0	2.5	1	0	2	3	0	0	0	5.8	
at New Mexico	02/01/06	*	16	2	4	.500	1	1	1.000	0	0	.000	1	1	2	2.5	1	0	1	1	1	0	5	5.7	
Air Force	02/04/06	*	20	0	4	.000	0	2	.000	0	0	.000	1	3	4	2.6	3	0	4	0	0	1	0	5.5	
at Utah	02/08/06	*	10	0	2	.000	0	0	.000	0	0	.000	2	2	4	2.6	4	0	0	2	1	1	0	5.2	
UNLV	02/11/06	*	21	2	3	.667	1	1	1.000	0	0	.000	0	0	0	2.5	1	0	1	2	1	0	5	5.2	
at Wyoming	02/18/06	*	9	2	2	1.000	0	0	.000	0	0	.000	0	2	2	2.5	4	0	0	2	0	1	4	5.1	
San Diego State	02/22/06	*	3	0	1	.000	0	1	.000	0	0	.000	0	0	0	2.4	1	0	0	0	1	1	0	4.9	
at TCU	02/25/06	*	18	3	5	.600	1	3	.333	3	4	.750	0	3	3	2.4	4	0	1	0	0	0	10	5.1	
Colorado State	03/01/06	*	8	1	3	.333	1	1	1.000	0	0	.000	0	0	0	2.3	1	0	1	0	0	0	3	5.0	
New Mexico	03/04/06	*	10	1	2	.500	1	1	1.000	0	0	.000	2	0	2	2.3	1	0	0	2	0	0	3	5.0	
vs Utah	03/09/06	*	13	0	2	.000	0	1	.000	2	2	1.000	0	1	1	2.3	3	0	3	1	1	0	2	4.9	
at Houston	03/15/06	*	22	3	6	.500	1	2	.500	0	0	.000	2	3	5	2.3	2	0	5	1	2	2	7	4.9	
Totals			14	430	50	110	.455	17	43	.395	26	34	.765	23	45	68	2.3	58	0	45	31	12	16	143	4.9

CUMMARD VS. THE MOUNTAIN WEST CONFERENCE

TEAM	GP	GS	MIN	AVG	FG	FGA	PCT	3FG	FGA	PCT	FT	FTA	PCT	OFF	DEF	TOT	AVG	PF	FO	A	TO	BLK	STL	PTS	AVG	W-L
Air Force	6	6	152	25.3	16	31	.516	5	12	.417	9	11	.818	7	21	28	4.7	15	0	17	7	5	6	47	7.8	5-1
Colorado State	7	6	180	25.7	27	47	.574	10	17	.588	15	17	.882	7	23	30	4.3	15	0	27	12	4	6	79	11.3	6-1
New Mexico	6	5	134	22.3	17	35	.486	8	19	.421	8	13	.615	8	18	26	4.3	16	1	15	11	3	0	50	8.3	6-0
San Diego State	7	6	189	27.0	26	55	.473	9	18	.500	17	21	.810	11	29	40	5.7	18	1	15	16	6	6	78	11.1	4-3
TCU	7	6	190	27.1	23	37	.622	6	18	.333	9	11	.818	11	28	39	5.6	16	0	22	9	11	6	61	8.7	7-0
UNLV	8	8	246	30.8	36	56	.643	11	19	.579	9	12	.750	18	22	40	5.0	21	1	20	19	5	9	92	11.5	3-5
Utah	7	6	161	23.0	15	37	.405	5	15	.333	17	18	.944	9	25	34	4.9	20	0	13	8	6	7	52	7.4	5-2
Wyoming	7	7	189	27.0	28	48	.583	8	19	.421	22	26	.846	7	28	35	5.0	23	0	18	18	9	11	86	12.3	7-0

CUMMARD IN THE MWC TOURNAMENT

YEAR	GP	GS	MIN	AVG	FG	FGA	PCT	3FG	FGA	PCT	FT	FTA	PCT	OFF	DEF	TOT	AVG	PF	FO	A	TO	BLK	STL	PTS	AVG	W-L
2006	1	0	13	13.0	0	2	.000	0	1	.000	2	2	1.000	0	1	1	1.0	3	0	3	1	1	0	2	2.0	0-1
2007	3	3	95	31.7	14	24	.583	3	9	.333	7	9	.778	12	15	27	9.0	10	0	7	6	1	5	38	12.7	2-1
2008	3	3	105	35.0	16	27	.593	6	9	.667	11	12	.917	3	12	15	5.0	9	1	14	7	5	2	49	16.3	2-1
Totals	7	6	213	30.4	30	53	.566	9	19	.474	20	23	.870	15	28	43	6.1	22	1	24	14	7	7	89	12.7	4-3

CUMMARD IN THE NCAA TOURNAMENT

YEAR	GP	GS	MIN	AVG	FG	FGA	PCT	3FG	FGA	PCT	FT	FTA	PCT	OFF	DEF	TOT	AVG	PF	FO	A	TO	BLK	STL	PTS	AVG	W-L
2007	1	1	24	24.0	2	4	.500	1	3	.333	0	1	.000	1	0	1	1.0	4	0	0	2	1	0	5	5.0	0-1
2008	1	1	34	34.0	5	9	.556	2	2	1.000	2	2	1.000	2	1	3	3.0	3	0	3	2	0	1	14	14.0	0-1
Totals	2	2	58	29.0	9	17	.529	4	8	.500	2	3	.667	3	1	4	2.0	7	0	3	4	1	1	19	9.5	0-2

CUMMARD IN THE NIT

YEAR	GP	GS	MIN	AVG	FG	FGA	PCT	3FG	FGA	PCT	FT	FTA	PCT	OFF	DEF	TOT	AVG	PF	FO	A	TO	BLK	STL	PTS	AVG	W-L
2006	1	0	22	22.0	3	6	.500	1	2	.500	0	0	.000	2	3	5	5.0	2	0	5	1	2	2	7	7.0	0-1
Totals	1	0	22	22.0	3	6	.500	1	2	.500	0	0	.000	2	3	5	5.0	2	0	5	1	2	2	7	7.0	0-1

GAVIN MACGREGOR CAREER STATISTICS

MACGREGOR 2006-07 GAME-BY-GAME

OPPONENT	DATE	GS	MIN	FG	FGA	PCT	3FG	FGA	PCT	FT	FTA	PCT	OFF	DEF	TOT	AVG	PF	FO	A	TO	BLK	STL	PTS	AVG	
at No. 5 UCLA	11/15/06			DNP																					
IDAHO STATE	11/18/06			DNP																					
PORTLAND	11/22/06		3	1	1	1.000	0	0	.000	0	0	.000	0	0	0	0.0	0	0	0	0	2	0	2	2.0	
SOUTHERN UTAH	11/24/06		2	1	1	1.000	0	0	.000	0	0	.000	0	0	0	0.0	0	0	0	0	0	0	2	2.0	
at Boise State	11/29/06			DNP																					
at Weber State	12/02/06			DNP																					
SAN JOSE STATE	12/06/06		3	0	0	.000	0	0	.000	0	0	.000	0	0	0	0.0	1	0	1	0	0	1	0	1.3	
vs No. 25 Michigan State	12/09/06			DNP																					
at Lamar	12/13/06		3	0	0	.000	0	0	.000	0	0	.000	1	0	1	0.3	0	0	0	0	0	0	0	1.0	
UTAH STATE	12/16/06			DNP																					
WESTERN OREGON	12/22/06		7	1	4	.250	0	0	.000	1	2	.500	1	0	1	0.4	0	0	0	1	0	0	3	1.4	
LIBERTY	12/28/06			DNP																					
ORAL ROBERTS	12/29/06			DNP																					
SETON HALL	12/30/06			DNP																					
SAN DIEGO STATE	01/06/07			DNP																					
TCU HORNEED	01/10/07		4	1	1	1.000	0	0	.000	0	0	.000	0	0	0	0.3	2	0	0	0	2	0	2	1.5	
at UNLV	01/13/07			DNP																					
WYOMING	01/16/07			DNP																					
at Colorado State	01/20/07			DNP																					
at New Mexico	01/24/07			DNP																					
NO. 13 AIR FORCE	01/27/07			DNP																					
at Utah	01/31/07		10	2	3	.667	0	0	.000	0	0	.000	2	0	2	0.6	1	0	0	0	1	1	4	1.9	
NO. 25 UNLV	02/03/07		1	0	0	.000	0	0	.000	0	0	.000	0	0	0	0.5	1	0	0	0	0	0	0	1.6	
at Wyoming	02/06/07			DNP																					
at TCU	02/10/07		6	0	0	.000	0	0	.000	0	0	.000	0	1	1	0.6	3	0	0	0	0	0	0	1.4	
NEW MEXICO	02/14/07			DNP - injury																					
COLORADO STATE	02/21/07			DNP																					
at San Diego State	02/24/07		2	0	0	.000	0	0	.000	0	0	.000	0	0	0	0.5	0	0	0	0	0	0	0	1.3	
at No. 20 Air Force	02/27/07			DNP																					
UTAH	03/03/07		5	0	0	.000	0																		

INDIVIDUAL CAREER STATISTICS



MACGREGOR VS. THE MOUNTAIN WEST CONFERENCE

TEAM	GP	GS	MIN	AVG	FG	FGA	PCT	3FG	FGA	PCT	FT	FTA	PCT	OFF	DEF	TOT	AVG	PF	FO	A	TO	BLK	STL	PTS	AVG	W-L
Air Force																										
Colorado State																										
New Mexico																										
San Diego State	1	0	2	2.0	0	0	.000	0	0	.000	0	0	.000	0	0	0	0.0	0	0	0	0	0	0	0	0.0	0-1
TCU	2	0	10	5.0	1	1	1.000	0	0	.000	0	0	.000	0	1	1	0.5	5	0	0	0	2	0	2	1.0	2-0
UNLV	1	0	1	1.0	0	0	.000	0	0	.000	0	0	.000	0	0	0	0.0	1	0	0	0	0	0	0	0.0	1-0
Utah	2	0	15	7.5	2	3	.667	0	0	.000	0	0	.000	2	1	3	1.5	1	0	0	0	1	1	4	4.0	2-0
Wyoming																										

ARCHIE ROSE CAREER STATISTICS

ROSE 2007-08 GAME-BY-GAME

OPPONENT	DATE	GS	MIN	FG	FGA	PCT	3FG	FGA	PCT	FT	FTA	PCT	OFF	DEF	TOT	AVG	PF	FO	A	TO	BLK	STL	PTS	AVG	
at Long Beach State	11/10/07		5	0	0	.000	0	0	.000	0	0	.000	0	0	0	0.0	0	0	2	1	0	0	1	0	0.0
IDAHO STATE	11/14/07		2	0	0	.000	0	0	.000	0	0	.000	0	0	0	0.0	1	0	1	0	0	0	0	0	0.0
JACKSON STATE	11/16/07		DNP - injury																						
HARTFORD	11/20/07		4	1	2	.500	0	1	.000	0	0	.000	0	2	2	0.7	1	0	1	1	0	0	2	0.7	
vs No. 6 Louisville	11/23/07		DNP																						
vs No. 1 North Carolina	11/24/07		1	0	0	.000	0	0	.000	0	0	.000	0	0	0	0.5	0	0	0	0	0	0	0	0	0.5
at Portland	12/01/07		4	0	0	.000	0	0	.000	1	2	.500	0	0	0	0.4	0	0	0	1	0	0	1	1	0.6
WEBER STATE	12/05/07		2	1	3	.333	0	1	.000	0	0	.000	1	0	1	0.5	0	0	0	0	0	0	0	2	0.8
vs No. 9 Michigan State	12/08/07		DNP																						
LAMAR	12/12/07		8	0	0	.000	0	0	.000	1	2	.500	0	2	2	0.7	1	0	0	0	0	0	0	1	0.9
PEPPERDINE	12/15/07		1	1	1	1.000	0	0	.000	0	0	.000	0	0	0	0.6	0	0	0	0	0	0	0	2	1.0
SOUTHERN UTAH	12/21/07		2	1	1	1.000	1	1	1.000	0	0	.000	0	0	0	0.6	0	0	0	0	0	0	0	3	1.2
at BOISE STATE	12/29/07		2	0	0	.000	0	0	.000	0	0	.000	0	0	0	0.5	0	0	1	1	0	0	0	0	1.1
LOYOLA MARYMOUNT	01/03/08		9	1	4	.250	0	2	.000	0	0	.000	1	2	3	0.7	4	0	0	2	0	0	0	2	1.2
at Wake Forest	01/08/08		2	0	0	.000	0	0	.000	0	0	.000	0	0	0	0.7	0	0	0	0	0	0	0	0	1.1
COLORADO STATE	01/12/08		5	0	2	.000	0	2	.000	0	0	.000	0	0	0	0.6	2	0	0	1	0	0	0	0	1.0
at UNLV	01/15/08		3	1	1	1.000	0	0	.000	0	0	.000	1	0	1	0.6	2	0	0	0	0	0	0	2	1.1
at Utah	01/19/08		DNP																						
SAN DIEGO STATE	01/23/08		DNP																						
NEW MEXICO	01/26/08		8	0	1	.000	0	0	.000	0	2	.000	0	3	3	0.8	0	0	1	1	1	0	0	0	1.0
at Air Force	01/30/08		DNP																						
at Wyoming	02/02/08		2	0	0	.000	0	0	.000	0	0	.000	0	0	0	0.8	0	0	0	1	0	0	0	0	0.9
TCU	02/06/08		DNP																						
at Colorado State	02/13/08		DNP																						
UNLV	02/16/08		2	0	0	.000	0	0	.000	0	2	.000	0	2	2	0.8	0	0	0	2	0	0	0	0	0.9
UTAH	02/20/08		DNP																						
at San Diego State	02/23/08		DNP																						
at New Mexico	02/26/08		DNP																						
AIR FORCE	03/01/08		6	0	1	.000	0	1	.000	0	1	.000	0	1	1	0.8	3	0	1	1	0	0	0	0	0.8
WYOMING	03/05/08		DNP - injury																						
at TCU	03/08/08		DNP																						
vs Colorado State	03/13/08		3	1	1	1.000	0	0	.000	0	0	.000	0	0	0	0.8	1	0	0	0	0	0	0	2	0.9
vs San Diego State	03/14/08		DNP																						
at UNLV	03/15/08		2	0	0	.000	0	0	.000	0	0	.000	0	0	0	0.8	0	0	0	0	0	0	1	0	0.9
vs Texas A&M	03/20/08		DNP																						
Totals			0	73	7	17	.412	1	8	.125	2	9	.222	3	12	15	0.8	15	0	7	12	1	3	17	0.9V

ROSE VS. THE MOUNTAIN WEST CONFERENCE

TEAM	GP	GS	MIN	AVG	FG	FGA	PCT	3FG	FGA	PCT	FT	FTA	PCT	OFF	DEF	TOT	AVG	PF	FO	A	TO	BLK	STL	PTS	AVG	W-L
Air Force	1	0	6	6.0	0	1	.000	0	1	.000	0	1	.000	0	1	1.0	3	0	1	1	0	0	0	0	0.0	1-0
Colorado State	2	0	8	4.0	1	3	.333	0	2	.000	0	0	.000	0	0	0.0	3	0	0	1	0	0	2	1.0	2-0	
New Mexico	1	0	8	8.0	0	1	.000	0	0	.000	0	2	.000	0	3	3.0	0	0	1	1	1	0	0	0.0	1-0	
San Diego State																										
TCU																										
UNLV	3	0	7	2.3	1	1	1.000	0	0	.000	0	2	.000	1	2	3	1.0	2	0	0	2	0	1	2	0.7	1-2
Utah																										
Wyoming	1	0	2	2.0	0	0	.000	0	0	.000	0	0	.000	0	0	0.0	0	0	0	1	0	0	0	0.0	1-0	

ROSE IN THE MWC TOURNAMENT

YEAR	GP	GS	MIN	AVG	FG	FGA	PCT	3FG	FGA	PCT	FT	FTA	PCT	OFF	DEF	TOT	AVG	PF	FO	A	TO	BLK	STL	PTS	AVG	W-L
2008	2	0	5	2.5	1	1	1.000	0	0	.000	0	0	.000	0	0	0	0.0	1	0	0	0	0	1	2	1.0	1-1
Totals	2	0	5	2.5	1	1	1.000	0	0	.000	0	0	.000	0	0	0	0.0	1	0	0	0	0	1	2	1.0	1-1

CHRIS MILES CAREER STATISTICS

MILES 2007-08 GAME-BY-GAME

OPPONENT	DATE	GS	MIN	FG	FGA	PCT	3FG	FGA	PCT	FT	FTA	PCT	OFF	DEF	TOT	AVG	PF	FO	A	TO	BLK	STL	PTS	AVG	
at Long Beach State	11/10/07		7	1	3	.333	0	0	.000	0	0	.000	1	2	3	3.0	2	0	0	0	0	0	0	2	2.0
IDAHO STATE	11/14/07		3	0	0	.000	0	0	.000	0	0	.000	0	0	0	1.5	0	0	0	1	0	0	1	0	1.0
JACKSON STATE	11/16/07		9	2	4	.500	0	0	.000	4	4	1.000	1	2</											



INDIVIDUAL CAREER STATISTICS

LOYOLA MARYMOUNT	01/03/08	9	1	3	.333	0	0	.000	0	0	.000	2	2	4	1.5	3	0	2	2	1	1	2	1.8	
at Wake Forest	01/08/08	15	1	2	.500	0	0	.000	1	4	.250	1	0	1	1.4	1	0	4	2	1	0	3	1.9	
COLORADO STATE	01/12/08	18	1	2	.500	0	0	.000	3	9	.333	3	3	6	1.7	2	0	1	0	0	0	5	2.1	
at UNLV	01/15/08	17	4	7	.571	0	0	.000	1	4	.250	0	1	1	1.7	1	0	0	1	0	0	9	2.5	
at Utah	01/19/08	13	1	6	.167	0	0	.000	0	0	.000	1	2	3	1.8	2	0	0	0	1	0	2	2.5	
SAN DIEGO STATE	01/23/08	7	0	0	.000	0	0	.000	0	0	.000	0	0	0	1.7	1	0	3	1	0	1	0	2.3	
NEW MEXICO	01/26/08	12	2	4	.500	0	0	.000	1	3	.333	2	1	3	1.7	4	0	1	4	0	0	5	2.5	
at Air Force	01/30/08	8	0	1	.000	0	0	.000	0	0	.000	1	2	3	1.8	0	0	0	0	0	0	0	2.4	
at Wyoming	02/02/08	5	1	2	.500	0	0	.000	0	0	.000	1	0	1	1.8	2	0	0	0	0	0	2	2.3	
TCU	02/06/08	4	2	3	.667	0	0	.000	0	0	.000	0	0	0	1.7	0	0	2	0	0	0	4	2.4	
at Colorado State	02/13/08	15	0	1	.000	0	0	.000	0	0	.000	1	0	1	1.7	5	1	1	1	0	1	0	2.3	
UNLV	02/16/08	10	3	4	.750	0	0	.000	0	0	.000	2	0	2	1.7	4	0	0	0	2	0	6	2.5	
UTAH	02/20/08	7	2	3	.667	0	0	.000	1	2	.500	0	2	2	1.7	2	0	0	1	0	0	5	2.6	
at San Diego State	02/23/08	16	1	2	.500	0	0	.000	2	4	.500	0	0	0	1.6	3	0	0	1	1	1	4	2.6	
at New Mexico	02/26/08	10	0	1	.000	0	0	.000	1	2	.500	0	1	1	1.6	1	0	1	0	0	1	1	2.6	
AIR FORCE	03/01/08	11	2	3	.667	0	0	.000	0	0	.000	1	1	2	1.6	0	0	1	1	0	0	4	2.6	
WYOMING	03/05/08	7	0	3	.000	0	0	.000	0	0	.000	0	0	0	1.6	4	0	0	2	0	0	0	2.5	
at TCU	03/08/08	7	0	0	.000	0	0	.000	0	0	.000	0	4	4	1.6	1	0	0	0	1	0	0	2.4	
vs Colorado State	03/13/08	12	0	3	.000	0	0	.000	3	7	.429	1	1	2	1.6	1	0	0	1	0	3	2.5		
vs San Diego State	03/14/08	9	3	3	1.000	0	0	.000	0	0	.000	0	1	1	1.6	1	0	1	0	1	1	6	2.6	
at UNLV	03/15/08	5	0	0	.000	0	0	.000	0	0	.000	0	0	0	1.6	2	0	0	1	0	0	0	2.5	
vs Texas A&M	03/20/08	11	1	3	.333	0	0	.000	0	1	.000	0	0	0	1.5	2	0	0	0	0	0	2	2.5	
Totals		0	291	31	.72	.431	0	0	.000	22	.51	.431	20	32	.52	1.5	.58	1	20	24	13	9	84	2.5

MILES 2004-05 GAME-BY-GAME

OPPONENT	DATE	GS	MIN	FG	FGA	PCT	3FG	FGA	PCT	FT	FTA	PCT	OFF	DEF	TOT	AVG	PF	FO	A	TO	BLK	STL	PTS	AVG
vs. No. 4 North Carolina	11/22/04	7	0	1	.000	0	0	.000	0	0	.000	3	2	5	5.0	1	0	0	1	0	1	0	0	0.0
vs. Stanford	11/23/04																							
vs Chaminade	11/24/04	1	0	0	.000	0	0	.000	2	2	1.000	0	0	0	2.5	0	0	0	0	0	0	2	1.0	
CALIFORNIA	11/27/04	18	1	3	.333	0	0	.000	0	0	.000	0	1	1	2.0	0	0	0	1	1	0	2	1.3	
at Utah State	12/01/04	2	0	0	.000	0	0	.000	0	0	.000	0	1	1	1.8	0	0	0	0	0	0	0	1.0	
at USC	12/04/04	8	2	4	.500	0	0	.000	0	0	.000	1	1	2	1.8	1	0	0	0	0	1	4	1.6	
BOISE STATE UNIVERSITY	12/08/04	6	1	1	1.000	0	0	.000	0	0	.000	0	1	1	1.7	1	0	0	2	2	1	2	1.7	
vs Washington State University	12/11/04	9	1	1	1.000	0	0	.000	0	0	.000	1	1	2	1.7	1	0	1	1	0	0	2	1.7	
UTAH STATE	12/18/04	22	0	0	.000	0	0	.000	0	0	.000	2	3	5	2.1	3	0	0	0	3	0	0	1.5	
No. 16 NORTH CAROLINA STATE	12/21/04	*	14	0	1	.000	0	0	.000	0	0	.000	0	2	2	2.1	2	0	0	2	1	0	0	1.3
at Weber State	12/23/04	3	0	0	.000	0	0	.000	0	0	.000	0	0	0	1.9	2	0	0	0	0	0	0	1.2	
SOUTHERN UTAH UNIVERSITY	12/28/04	14	0	1	.000	0	0	.000	0	0	.000	0	1	1	1.8	2	0	3	0	0	0	0	1.1	
SANTA CLARA	12/31/04	17	4	7	.571	0	0	.000	4	4	1.000	2	1	3	1.9	4	0	3	0	3	0	12	2.0	
at Saint Mary's (CA)	01/04/05	15	0	5	.000	0	0	.000	0	0	.000	0	2	2	1.9	4	0	0	0	1	1	0	1.8	
SAN DIEGO STATE	01/08/05	*	25	4	12	.333	0	0	.000	0	0	.000	3	2	5	2.1	2	0	0	1	1	0	8	2.3
MONTANA STATE-BILLINGS	01/11/05	16	3	10	.300	0	0	.000	1	2	.500	2	1	3	2.2	1	0	2	0	1	1	7	2.6	
at Colorado State	01/15/05	*	19	3	6	.500	0	0	.000	2	2	1.000	5	2	7	2.5	4	0	1	0	1	0	8	2.9
at Wyoming	01/17/05	*	3	0	2	.000	0	0	.000	0	0	.000	0	0	0	2.4	2	0	0	0	0	0	0	2.8
AIR FORCE	01/22/05																							
NEW MEXICO	01/24/05	7	0	0	.000	0	0	.000	0	0	.000	0	1	1	2.3	1	0	0	2	0	0	0	2.6	
No. 25 UTAH	01/31/05	8	0	2	.000	0	0	.000	0	0	.000	0	0	0	2.2	2	0	0	0	1	0	0	2.5	
at UNLV	02/05/05	8	1	2	.500	0	0	.000	0	0	.000	1	2	3	2.2	1	0	0	1	1	0	2	2.5	
at SAN DIEGO STATE	02/07/05	18	0	0	.000	0	0	.000	1	2	.500	3	1	4	2.3	3	0	3	1	2	0	1	2.4	
WYOMING	02/12/05	14	2	5	.400	0	0	.000	0	2	.000	1	5	6	2.5	1	0	0	1	0	0	4	2.5	
COLORADO STATE	02/14/05	25	1	4	.250	0	0	.000	1	1	1.000	0	1	1	2.4	3	0	1	2	4	0	3	2.5	
at New Mexico	02/19/05	*	23	2	2	1.000	0	0	.000	1	2	.500	1	1	2	2.4	4	0	3	1	1	0	5	2.6
at Air Force	02/21/05	23	2	4	.500	0	0	.000	3	5	.600	2	1	3	2.4	4	0	0	1	2	0	7	2.8	
at No. 13 Utah	02/26/05	36	2	6	.333	0	0	.000	2	2	1.000	1	2	3	2.4	3	0	1	1	3	1	6	2.9	
UNLV	03/05/05	*	18	0	2	.000	0	0	.000	0	0	.000	0	1	1	2.4	1	0	1	1	0	0	2.8	
vs New Mexico	03/10/05	3	0	0	.000	0	0	.000	0	0	.000	0	0	0	2.3	1	0	0	1	0	0	0	2.7	
Totals		6	382	29	.81	.358	0	0	.000	17	.24	.708	28	36	.64	2.3	.54	0	19	20	30	5	75	2.7

MILES VS. THE MOUNTAIN WEST CONFERENCE

TEAM	GP	GS	MIN	AVG	FG	FGA	PCT	3FG	FGA	PCT	FT	FTA	PCT	OFF	DEF	TOT	AVG	PF	FO	A	TO	BLK	STL	PTS	AVG	W-L
Air Force	3	0	42	14.0	4	8	.500	0	0	.000	3	5	.600	4	4	8	2.7	4	0	1	2	2	0	11	3.7	2-1
Colorado State	5	0	89	17.8	5	16	.313	0	0	.000	9	19	.474	10	7	17	3.4	15	1	4	3	6	1	19	3.8	4-1
New Mexico	5	1	55	11.0	4	7	.571	0	0	.000	3	7	.429	3	4	7	1.4	11	0	5	8	1	1	11	2.2	3-2
San Diego State	5	1	75	15.0	8	17	.471	0	0	.000	3	6	.500	6	4	10	2.0	10	0	7	4	5	3	19	3.8	2-3
TCU	2	0	11	5.5	2	3	.667	0	0	.000	0	0	.000	0	4	4	2.0	1	0	2	0	1	0	4	2.0	2-0
UNLV	5	1	58	11.6	7	15	.467	0	0	.000	1	4	.250	2	2	4	0.8	10	0	1	3	4	0	15	3.0	3-2
Utah	4	0	64	16.0	5	17	.294	0	0	.000	3	4	.750	2	6	8	2.0	9	0	1	2	5	1	13	3.3	2-2
Wyoming	4	0	29	7.3	3	12	.250	0	0	.000	0	2	.000	2	5	7	1.8	9	0	0	3	0	0	6	1.5	2-2

MILES IN THE MWC TOURNAMENT

YEAR	GP	GS	MIN	AVG	FG	FGA	PCT	3FG	FGA	PCT	FT	FTA	PCT	OFF	DEF	TOT	AVG	PF	FO	A	TO	BLK	STL	PTS	AVG	W-L
2005	1	0	3	3.0	0	0	.000	0	0	.000	0	0	.000	0	0	0	0.0	1	0	0	1	0	0	0	0.0	0-1
2008	3	0	26	8.7	3	6	.500	0	0	.000	3	7	.429	1	2	3	1.0	4	0	1	1	2	1	9	3.0	2-1
Totals	4	0	29	7.3	3	6	.500	0	0	.000	3	7	.429	1	2	3	0.8	5	0	1	2	2	1	9	2.3	

INDIVIDUAL CAREER STATISTICS



WEBER STATE	12/05/07	*	27	6	13	.462	2	6	.333	0	0	.000	0	3	3	5.3	2	0	2	1	1	1	14	15.8	
vs No. 9 Michigan State	12/08/07	*	31	3	11	.273	2	6	.333	0	0	.000	2	2	4	5.1	1	0	0	2	0	1	8	14.9	
LAMAR	12/12/07		25	4	12	.333	1	6	.167	2	2	1.000	1	7	8	5.4	2	0	1	3	1	0	11	14.5	
PEPPERDINE	12/15/07		22	4	12	.333	2	8	.250	0	0	.000	1	3	4	5.3	3	0	2	3	2	1	10	14.1	
SOUTHERN UTAH	12/21/07		27	9	15	.600	1	3	.333	0	0	.000	3	3	6	5.3	2	0	2	4	2	2	19	14.5	
at BOISE STATE	12/29/07		21	1	8	.125	0	6	.000	2	2	1.000	1	5	6	5.4	1	0	1	2	1	0	4	13.7	
LOYOLA MARYMOUNT	01/03/08		18	6	13	.462	5	10	.500	0	0	.000	3	5	8	5.6	4	0	2	3	0	3	17	13.9	
at Wake Forest	01/08/08	*	30	2	11	.182	2	9	.222	3	4	.750	2	6	8	5.7	2	0	1	4	0	1	9	13.6	
COLORADO STATE	01/12/08		27	9	17	.529	5	9	.556	2	2	1.000	1	5	6	5.8	1	0	1	3	0	0	25	14.3	
at UNLV	01/15/08	*	26	1	9	.111	1	5	.200	0	0	.000	1	2	3	5.6	2	0	0	3	1	2	3	13.6	
at Utah	01/19/08	*	24	0	6	.000	0	3	.000	0	0	.000	2	3	5	5.6	2	0	0	1	0	1	0	12.9	
SAN DIEGO STATE	01/23/08	*	22	4	14	.286	0	5	.000	2	2	1.000	0	3	3	5.4	0	0	1	1	0	1	10	12.7	
NEW MEXICO	01/26/08	*	23	7	9	.778	5	6	.833	0	0	.000	1	3	4	5.4	3	0	1	1	0	1	19	13.1	
at Air Force	01/30/08	*	35	8	15	.533	4	11	.364	2	2	1.000	1	3	4	5.3	4	0	4	1	0	3	22	13.5	
at Wyoming	02/02/08	*	36	4	14	.286	2	8	.250	0	0	.000	2	8	10	5.5	1	0	2	2	1	0	10	13.3	
TCU	02/06/08	*	25	8	13	.615	4	7	.571	0	0	.000	0	2	2	5.3	2	0	5	3	1	2	20	13.6	
at Colorado State	02/13/08	*	29	2	6	.333	2	5	.400	4	4	1.000	2	8	10	5.5	3	0	1	0	0	0	10	13.5	
UNLV	02/16/08	*	26	2	6	.333	2	2	1.000	0	0	.000	0	7	7	5.6	1	0	4	0	2	1	6	13.2	
UTAH	02/20/08	*	34	7	15	.467	3	6	.500	3	4	.750	0	4	4	5.5	2	0	3	1	0	3	20	13.4	
at San Diego State	02/23/08	*	28	5	13	.385	2	8	.250	0	0	.000	0	6	6	5.6	4	0	2	3	0	3	12	13.4	
at New Mexico	02/26/08	*	32	2	12	.167	1	7	.143	0	0	.000	0	3	3	5.5	2	0	2	2	0	0	5	13.1	
AIR FORCE	03/01/08	*	23	4	8	.500	2	4	.500	2	2	1.000	0	3	3	5.4	1	0	3	0	1	1	12	13.0	
WYOMING	03/05/08	*	30	5	12	.417	4	6	.667	4	4	1.000	1	4	5	5.4	1	0	2	0	0	5	18	13.2	
at TCU	03/08/08	*	34	6	15	.400	2	7	.286	3	4	.750	2	2	4	5.3	5	1	2	0	1	2	17	13.3	
vs Colorado State	03/13/08	*	22	5	8	.625	2	4	.500	0	0	.000	0	3	3	5.3	3	0	1	0	0	1	12	13.3	
vs San Diego State	03/14/08	*	30	3	9	.333	3	5	.600	0	0	.000	0	10	10	5.4	1	0	1	2	0	1	9	13.2	
at UNLV	03/15/08	*	34	4	13	.308	2	6	.333	0	0	.000	1	2	3	5.3	1	0	2	1	0	0	10	13.1	
vs Texas A&M	03/20/08	*	32	6	15	.400	3	9	.333	0	0	.000	0	3	3	5.3	2	0	1	0	0	1	15	13.1	
Totals			29	966	166	.420	.395	88	294	.376	39	45	.867	34	150	184	5.3	70	1	53	59	16	48	459	13.1

TAVERNARI 2006-07 GAME-BY-GAME

OPPONENT	DATE	GS	MIN	FG	FGA	PCT	3FG	FGA	PCT	FT	FTA	PCT	OFF	DEF	TOT	AVG	PF	FO	A	TO	BLK	STL	PTS	AVG	
at No. 5 UCLA	11/15/06			DNP																					
IDAHO STATE	11/18/06			DNP																					
PORTLAND	11/22/06			DNP																					
SOUTHERN UTAH	11/24/06		7	1	5	.200	1	3	.333	0	0	.000	0	1	1	1.0	1	0	0	0	0	0	3	3.0	
at Boise State	11/29/06		7	1	5	.200	1	4	.250	0	0	.000	0	1	1	1.0	1	0	0	0	0	0	3	3.0	
at Weber State	12/02/06		7	1	3	.333	0	2	.000	0	0	.000	0	2	2	1.3	1	0	0	0	0	2	2.7		
SAN JOSE STATE	12/06/06		7	2	5	.400	0	2	.000	0	0	.000	1	0	1	1.3	0	0	0	0	0	0	4	3.0	
vs No. 25 Michigan State	12/09/06		11	2	7	.286	1	4	.250	0	0	.000	0	1	1	1.2	1	0	1	0	0	0	5	3.4	
at Lamar	12/13/06			DNP																					
UTAH STATE	12/16/06			DNP																					
WESTERN OREGON	12/22/06		20	7	8	.875	3	4	.750	0	0	.000	1	1	2	1.3	0	0	3	0	2	4	17	5.7	
LIBERTY	12/28/06		12	2	6	.333	0	3	.000	1	2	.500	3	4	7	2.6	0	0	1	0	1	1	5	6.2	
ORAL ROBERTS	12/29/06		1	0	1	.000	0	0	.000	0	0	.000	0	0	0	2.2	0	0	0	1	0	0	0	5.2	
SETON HALL	12/30/06			DNP																					
SAN DIEGO STATE	01/06/07		2	0	0	.000	0	0	.000	0	0	.000	0	0	0	1.7	0	0	1	0	0	0	0	4.3	
TCU	01/10/07		20	6	7	.857	6	7	.857	0	0	.000	2	4	6	2.1	1	0	1	1	0	0	18	5.7	
at UNLV	01/13/07		9	2	4	.500	2	4	.500	0	1	.000	0	1	1	2.0	3	0	0	0	0	0	6	5.7	
WYOMING	01/16/07		12	4	5	.800	2	2	1.000	0	0	.000	2	4	6	2.3	0	0	0	0	0	0	10	6.1	
at Colorado State	01/20/07		7	0	2	.000	0	2	.000	0	0	.000	0	2	2	2.3	1	0	1	1	0	0	0	5.6	
at New Mexico	01/24/07		24	7	10	.700	2	3	.667	2	2	1.000	1	3	4	2.4	1	0	1	1	0	3	18	6.5	
NO. 13 AIR FORCE	01/27/07		10	0	3	.000	0	3	.000	0	0	.000	0	4	4	2.5	2	0	1	2	0	0	0	6.1	
at Utah	01/31/07		19	7	12	.583	3	7	.429	0	0	.000	0	1	1	2.4	1	0	1	0	0	1	17	6.8	
NO. 25 UNLV	02/03/07		19	3	7	.429	1	3	.333	0	1	.000	2	2	4	2.5	1	0	2	1	1	3	7	6.8	
at Wyoming	02/06/07		10	0	1	.000	0	0	.000	6	6	1.000	0	0	0	2.4	1	0	0	0	0	0	6	6.7	
at TCU	02/10/07		15	2	3	.667	0	0	.000	3	4	.750	0	3	3	2.4	3	0	0	1	0	1	7	6.7	
NEW MEXICO	02/14/07		15	4	8	.500	0	3	.000	1	1	1.000	1	3	4	2.5	1	0	1	1	0	0	9	6.9	
COLORADO STATE	02/21/07		17	1	6	.167	1	5	.200	1	2	.500	1	2	3	2.5	1	0	0	2	0	0	4	6.7	
at San Diego State	02/24/07		17	6	10	.600	5	9	.556	1	2	.500	2	5	7	2.7	5	1	0	1	0	2	18	7.2	
at No. 20 Air Force	02/27/07		12	2	5	.400	1	3	.333	0	0	.000	0	3	3	2.7	2	0	0	2	0	0	5	7.1	
UTAH	03/03/07		15	4	4	1.000	0	0	.000	0	0	.000	2	1	3	2.8	1	0	1	1	0	1	8	7.2	
vs TCU	03/08/07		15	2	5	.400	0	2	.000	0	0	.000	3	4	7	2.9	2	0	1	2	1	0	4	7.0	



JACKSON EMERY CAREER STATISTICS

EMERY 2005-06 GAME-BY-GAME

Table with columns: OPPONENT, DATE, GS, MIN, FG, FGA, PCT, 3FG, FGA, PCT, FT, FTA, PCT, OFF, DEF, TOT, AVG, PF, FO, A, TO, BLK, STL, PTS, AVG. Lists game-by-game stats for Emery in the 2005-06 season.

EMERY VS. THE MOUNTAIN WEST CONFERENCE

Table with columns: TEAM, GP, GS, MIN, AVG, FG, FGA, PCT, 3FG, FGA, PCT, FT, FTA, PCT, OFF, DEF, TOT, AVG, PF, FO, A, TO, BLK, STL, PTS, AVG, W-L. Aggregates stats for Emery against Mountain West conference teams.

EMERY IN THE MWC TOURNAMENT

Table with columns: YEAR, GP, GS, MIN, AVG, FG, FGA, PCT, 3FG, FGA, PCT, FT, FTA, PCT, OFF, DEF, TOT, AVG, PF, FO, A, TO, BLK, STL, PTS, AVG, W-L. Shows tournament performance for Emery.

EMERY IN THE NIT

Table with columns: YEAR, GP, GS, MIN, AVG, FG, FGA, PCT, 3FG, FGA, PCT, FT, FTA, PCT, OFF, DEF, TOT, AVG, PF, FO, A, TO, BLK, STL, PTS, AVG, W-L. Shows performance in the NIT.

JIMMER FREDETTE CAREER STATISTICS

FREDETTE 2007-08 GAME-BY-GAME

Table with columns: OPPONENT, DATE, GS, MIN, FG, FGA, PCT, 3FG, FGA, PCT, FT, FTA, PCT, OFF, DEF, TOT, AVG, PF, FO, A, TO, BLK, STL, PTS, AVG. Lists game-by-game stats for Jimmer Fredette in the 2007-08 season.

INDIVIDUAL CAREER STATISTICS



AIR FORCE	03/01/08	24	4	6	.667	2	2	1.000	0	0	.000	0	3	3	0.9	2	0	1	1	0	1	10	7.0	
WYOMING	03/05/08	20	2	6	.333	0	3	.000	1	2	.500	0	2	2	0.9	0	0	4	0	1	2	5	6.9	
at TCU	03/08/08	10	0	3	.000	0	2	.000	0	0	.000	0	1	1	0.9	2	0	1	1	0	0	0	6.7	
vs Colorado State	03/13/08	21	3	5	.600	2	4	.500	1	2	.500	0	1	1	0.9	1	0	3	2	0	0	9	6.8	
vs San Diego State	03/14/08	12	0	4	.000	0	3	.000	0	0	.000	0	1	1	0.9	0	0	2	0	0	0	0	6.6	
at UNLV	03/15/08	27	5	8	.625	1	3	.333	6	7	.857	1	0	1	0.9	1	0	1	1	0	1	17	6.9	
vs Texas A&M	03/20/08	34	4	11	.364	2	8	.250	0	0	.000	1	4	5	1.1	3	0	3	0	0	0	10	7.0	
Totals		0	647	83	204	.407	43	128	.336	35	41	.854	8	29	37	11	44	0	61	41	3	27	244	7.0

FREDETTE VS. THE MOUNTAIN WEST CONFERENCE

TEAM	GP	GS	MIN	AVG	FG	FGA	PCT	3FG	FGA	PCT	FT	FTA	PCT	OFF	DEF	TOT	AVG	PF	FO	A	TO	BLK	STL	PTS	AVG	W-L
Air Force	2	0	48	24.0	8	16	.500	4	8	.500	0	0	.000	0	3	3	1.5	5	0	3	1	0	1	20	10.0	2-0
Colorado State	3	0	43	14.3	4	11	.364	3	8	.375	1	2	.500	0	1	1	0.3	3	0	8	4	1	0	12	4.0	3-0
New Mexico	2	0	46	23.0	4	12	.333	3	8	.375	2	2	1.000	1	1	2	1.0	5	0	8	5	1	1	13	6.5	2-0
San Diego State	3	0	55	18.3	5	16	.313	4	11	.364	0	0	.000	0	3	3	1.0	3	0	2	3	0	0	14	4.7	2-1
TCU	2	0	30	15.0	4	10	.400	2	6	.333	0	0	.000	0	1	1	0.5	2	0	6	4	0	1	10	5.0	2-0
UNLV	3	0	61	20.3	8	18	.444	2	6	.333	11	13	.846	2	2	4	1.3	3	0	5	4	0	2	29	9.7	1-2
Utah	2	0	32	16.0	5	9	.556	3	6	.500	4	4	1.000	0	3	3	1.5	3	0	0	3	0	0	17	8.5	2-0
Wyoming	2	0	42	21.0	3	11	.273	1	7	.143	1	2	.500	0	2	2	1.0	3	0	8	1	1	2	8	4.0	2-0

FREDETTE IN THE MWC TOURNAMENT

YEAR	GP	GS	MIN	AVG	FG	FGA	PCT	3FG	FGA	PCT	FT	FTA	PCT	OFF	DEF	TOT	AVG	PF	FO	A	TO	BLK	STL	PTS	AVG	W-L
2008	3	0	60	20.0	8	17	.471	3	10	.300	7	9	.778	1	2	3	1.0	2	0	6	3	0	1	26	8.7	2-1
Totals	3	0	60	20.0	8	17	.471	3	10	.300	7	9	.778	1	2	3	1.0	2	0	6	3	0	1	26	8.7	2-1

FREDETTE IN THE NCAA TOURNAMENT

YEAR	GP	GS	MIN	AVG	FG	FGA	PCT	3FG	FGA	PCT	FT	FTA	PCT	OFF	DEF	TOT	AVG	PF	FO	A	TO	BLK	STL	PTS	AVG	W-L
2008	2	0	34	34.0	4	11	.364	2	8	.250	0	0	.000	1	4	5	5.0	3	0	3	0	0	0	10	10.0	0-1
Totals	2	0	34	34.0	4	11	.364	2	8	.250	0	0	.000	1	4	5	5.0	3	0	3	0	0	0	10	10.0	0-1

MICHAEL LOYD, JR. CAREER STATISTICS

LOYD, JR. 2007-08 GAME-BY-GAME

OPPONENT	DATE	GS	MIN	FG	FGA	PCT	3FG	FGA	PCT	FT	FTA	PCT	OFF	DEF	TOT	AVG	PF	FO	A	TO	BLK	STL	PTS	AVG	
at Long Beach State	11/10/07	11	0	3	.000	0	1	.000	0	0	.000	0	0	3	3	3.0	1	0	0	2	0	0	0	0	0.0
IDAHO STATE	11/14/07	4	0	0	.000	0	0	.000	0	0	.000	0	0	0	0	1.5	0	0	0	2	0	0	0	0	0.0
JACKSON STATE	11/16/07	20	6	9	.667	1	3	.333	2	2	1.000	1	3	4	2.3	1	0	3	2	0	2	0	2	15	5.0
HARTFORD	11/20/07	9	0	0	.000	0	0	.000	0	0	.000	0	1	1	2.0	0	0	2	2	0	0	0	0	0	3.8
vs No. 6 Louisville	11/23/07	9	0	0	.000	0	0	.000	0	2	.000	0	0	0	1.6	0	0	3	0	0	0	0	0	0	3.0
vs No. 1 North Carolina	11/24/07	3	0	1	.000	0	1	.000	0	0	.000	0	0	0	1.3	1	0	0	0	0	0	0	0	0	2.5
at Portland	12/01/07	DNP																							
WEBER STATE	12/05/07	13	1	4	.250	1	2	.500	0	0	.000	0	0	0	1.1	0	0	3	0	0	0	0	0	3	2.6
vs No. 9 Michigan State	12/08/07	2	0	0	.000	0	0	.000	0	0	.000	0	0	0	1.0	0	0	0	0	0	0	0	0	0	2.3
LAMAR	12/12/07	10	1	2	.500	1	2	.500	2	2	1.000	0	0	0	0.9	0	0	2	3	0	0	0	0	5	2.6
PEPPERDINE	12/15/07	14	2	4	.500	1	2	.500	3	4	.750	1	1	2	1.0	0	0	3	3	1	1	1	8	3.1	
SOUTHERN UTAH	12/21/07	9	1	2	.500	0	1	.000	1	1	1.000	0	1	1	1.0	1	0	1	1	0	1	0	1	3	3.1
at BOISE STATE	12/29/07	6	0	1	.000	0	0	.000	0	0	.000	0	1	1	1.0	0	0	1	1	0	0	0	0	0	2.8
LOYOLA MARYMOUNT	01/03/08	6	2	3	.667	0	1	.000	0	0	.000	0	0	0	0.9	0	0	0	0	0	0	0	1	4	2.9
at Wake Forest	01/08/08	10	1	2	.500	1	1	1.000	0	0	.000	0	0	0	0.9	0	0	0	0	0	0	0	0	3	2.9
COLORADO STATE	01/12/08	10	0	0	.000	0	0	.000	0	0	.000	0	0	0	0.8	0	0	1	0	0	0	0	0	0	2.7
at UNLV	01/15/08	8	0	1	.000	0	0	.000	0	0	.000	0	0	0	0.8	2	0	1	1	0	0	0	0	0	2.6
at Utah	01/19/08	7	0	1	.000	0	0	.000	0	0	.000	0	1	1	0.8	0	0	1	0	1	0	1	0	0	2.4
SAN DIEGO STATE	01/23/08	7	0	0	.000	0	0	.000	0	0	.000	0	1	1	0.8	0	0	0	1	0	0	0	0	0	2.3
NEW MEXICO	01/26/08	14	0	2	.000	0	0	.000	1	2	.500	1	1	2	0.8	4	0	2	1	0	0	0	1	2	2.2
at Air Force	01/30/08	6	0	0	.000	0	0	.000	0	0	.000	0	1	1	0.9	0	0	1	1	0	0	0	0	0	2.1
at Wyoming	02/02/08	8	0	0	.000	0	0	.000	0	0	.000	0	0	0	0.8	0	0	1	0	0	0	0	0	0	2.0
TCU	02/06/08	11	1	3	.333	0	1	.000	0	0	.000	0	1	1	0.8	0	0	1	2	0	0	0	0	2	2.0
at Colorado State	02/13/08	4	0	0	.000	0	0	.000	0	0	.000	0	0	0	0.8	0	0	0	1	0	0	0	0	0	1.9
UNLV	02/16/08	8	0	0	.000	0	0	.000	0	0	.000	0	1	1	0.8	0	0	2	2	0	0	1	0	0	1.8
UTAH	02/20/08	3	0	3	.000	0	1	.000	0	0	.000	0	0	0	0.8	0	0	0	0	0	0	0	0	0	1.8
at San Diego State	02/23/08	12	2	2	1.000	0	0	.000	0	0	.000	1	1	2	0.8	2	0	2	2	0	0	0	4	1.8	
at New Mexico	02/26/08	6	0	0	.000	0	0	.000	0	0	.000	0	0	0	0.8	2	0	0	0	0	0	0	0	0	1.8
AIR FORCE	03/01/08	11	2	3	.667	2	3	.667	0	0	.000	0	3	3	0.9	2	0	3	2	0	0	0	6	1.9	
WYOMING	03/05/08	11	1	2	.500	0	1	.000	0	0	.000	0	0	0	0.8	0	0	1	1	0	1	1	2	1.9	
at TCU	03/08/08	17	1	2	.500	0	0	.000	1	2	.500	1	3	4	0.9	1	0	3	2	0	2	0	2	3	2.0
vs Colorado State	03/13/08	8	2	2	1.000	1	1	1.000	0	0	.														




COACHING STAFF



DAVE ROSE

THE MASTERMIND OF BYU'S RECENT BASKETBALL SUCCESS TRIES FOR HIS THIRD CONSECUTIVE CONFERENCE TITLE



Since becoming head coach of the BYU Men's Basketball program on April 11, 2005, Dave Rose has guided the Cougars to an impressive array of on-the-court awards and accolades while his unassuming approach to service and the community has been recognized at the top of his profession.

With a 72-26 record, Rose has produced a three-year resume that is nearly unmatched. In fact, only eight other coaches have ever won more games in their first three seasons at the Division I level. Rose ranks ninth all-time for the most wins achieved in the first three seasons, joining a top-10 list that includes the likes of Mark Few, Roy Williams and Jim Boeheim. Among coaches who joined Rose in taking over a new program three years ago, Rose ranks second nationally behind Tennessee's Bruce Pearl for the most wins and is No. 1 among head coaches in their first Division I job.

Equally committed to excellence off the court, Rose was honored on April 6, 2008, by the National Association of Basketball Coaches with its Game Pillar Award for Service, one of only four Pillar Awards (Education, Leadership, Service and Advocacy) that the Association annually bestows on the most deserving among its vast membership. While Rose has never sought such attention, his actions and accomplishments--both on the court and in the community--have commanded the praises of faithful followers and casual observers alike. In April 2008 Rose became the 63rd recipient of the Dale Rex Memorial Award given annually to the person who has done the most for amateur athletics in the state of Utah. Another evidence of Rose's commitment to excellence is that his basketball program ranks in the top 10 percent nationally in multi-year NCAA Academic Progress Rate scores. As a result, the NCAA has honored BYU with Public Recognition awards in each of the past two seasons for their high academic achievement.

Cougar fans have had plenty to "Rise and Shout" about with Rose at the helm. A tireless worker, gifted motivator and talented strategist, Rose has returned BYU to the national stage with the program's first back-to-back appearances in the top-25 polls since 1981 and 1982. In his first

season, Rose and his staff produced the nation's second-most improved team by turning a 9-21 squad that finished tied for last with three wins in the Mountain West Conference into a 20-9 NIT qualifier and 12-4 second-place MWC finisher in 2005-06. Under his tutelage the past two seasons, Rose's teams have not only broken into the top-25 rankings but also achieved the MWC's first-ever two-time outright league championships while receiving NCAA bids with 25-9 and 27-8 seasons, respectively. Historically, the last time a BYU team garnered back-to-back outright league crowns was in 1979 and 1980 when the Cougars touted their all-time scoring leader Danny Ainge. Only one BYU team--the 1951 NIT Champions--has won more games in a season than last year's 27-8 Cougars.

Among the highlights of this past season was BYU's Las Vegas Invitational victory over No. 6 Louisville--the program's first win over a top-6 team since 1965. Along with an MWC-record 14-2 league mark last year, the 2007-08 Cougars also set MWC records for rebounds overall (1,351) and in league play (618) and tied league marks for most road wins overall (8) and in league games (6). Rose's team also set school records for regular-season wins (25), consecutive home wins (47), three-pointers made (285) and assist-to-field-goal ratio (64.8 percent). BYU's home victory streak of 47 wins is currently the best in the nation, and the Cougars also ranked in the top 25 nationally in field-goal percentage defense (11th), assists per game (21st), win/loss percentage (22nd) and scoring margin (22nd).

The only BYU men's basketball coach to ever win top conference coaching honors in back-to-back seasons, Rose was named MWC Coach of the Year in each of his first two campaigns. In his second season, Rose coached the 2006-07 Cougars to a 25-9 overall record and NCAA berth after winning the MWC regular-season title with a 13-3 mark. In his first season, Rose received conference and USBWA District VIII Coach of the Year accolades as well as honorable mention for National Coach of the Year by Scout.com after turning a picked-to-finish-last 9-21 team into a 20-9 winner and NIT qualifier. Rose is one of three BYU head coaches to win 20 games in each of his first three seasons and the only one to do so after taking over a team that won fewer than 13 games the prior season.

Rose first came to BYU as an assistant in 1997 to help newly hired head coach Steve Cleveland rebuild the Cougar program after a 1-25 season.



Rose served eight seasons with Cleveland, including the last five as Associate Head Coach, before being promoted to BYU's head job just two days after Cleveland announced his departure.

Rose played a vital role in rebuilding BYU's program from an inherited 1-25 team into a regular NCAA Tournament participant and 20-game winner. BYU has qualified for postseason play in eight of the past nine seasons, including five NCAA bids, while claiming four MWC titles. Rose fulfilled a variety of responsibilities under Coach Cleveland, including defensive coordinator and recruiting coordinator, and his efforts earned notice, such as being named the top assistant in the Mountain West Conference by Street & Smith in the 2004-05 College Basketball Preview.

A strong evaluator of talent with a vast network of coaching connections across the country, Rose has a proven record as a top recruiter. BYU has had multiple top-20 recruiting classes with Rose overseeing or coordinating its efforts. Rivals.com recognized Rose in 2004 as one of the top-25 college basketball recruiters.

Proving that Rose has excelled in recruiting and developing players, 10 recruits have earned conference newcomer honors or a major league award in their first season as a Cougar in the 11 years Rose has been in Provo. Seven BYU players have been singled out as either the conference newcomer or freshman of the year. Most recently, Jonathan Tavernari was named the 2007 MWC Freshman of the Year after fellow Cougar and second-team Freshman All-American Trent Plaisted received the same honor in 2006. The following is the list of conference player honors earned the last 10 seasons by Cougar recruits in their first seasons in Provo.

- *Jonathan Tavernari (2006-07 MWC Freshman of the Year)*
- *Trent Plaisted (2005-06 MWC Freshman of the Year, second-team All-MWC)*
- *Mike Hall (2003-04 MWC Defensive Player of the Year, third-team All-MWC)*
- *Rafael Araujo (2002-03 Newcomer of the Year, MWC media poll, third-team All-MWC)*
- *Jared Jensen (2001-02 MWC Co-Freshman of the Year)*
- *Trent Whiting (2000-01 MWC Newcomer Team, second-team All-MWC)*
- *Terrell Lyday (1999-2000 MWC Newcomer of the Year, All-Tournament Team)*
- *Mark Bigelow (1998-99 WAC Freshman of the Year, Newcomer Team, second-team All-WAC)*
- *Mekeli Wesley (1997-98 WAC Newcomer Team)*
- *Ron Selleaze (1997-98 WAC Newcomer of the Year, Newcomer Team, second-team All-WAC)*

With 25 years of coaching experience, including 13 seasons as a head coach at the Division I, junior college and high school levels, Rose has a proven record of constant success. Prior to coming to BYU as an assistant in 1997, Rose compiled a

WHAT PEOPLE ARE SAYING ABOUT COACH ROSE:

"Dave Rose is one of the best coaches I have ever known. He is not only the best at preparing you to succeed against your opponent by preparing game plans but also the greatest motivator I have ever been around. He has a special way to communicate with the players and instill confidence that enables you to play at the highest level every game. When my career at BYU came to an end, he continued to help me choose an agent, go to NBA camps and NBA workouts and begin my professional career. He never stopped supporting and believing in me. I will always be grateful for what he has done for me and continues to do for me now."

– **Travis Hansen, Former BYU Cougar and Atlanta Hawk, currently playing professionally in Russia**

"I have never been around a coach who had a feel for what makes each player tick like Coach Rose. He knew what to say and when to say it, and when he talked everyone listened because of the respect he had earned. He is a coach that you not only want to play for but a coach that you would sacrifice almost anything for. He has been one of the most

influential people in my basketball career, and I will forever benefit from his lessons on basketball and life. His attitudes about basketball and about life attracted me to him from the beginning. I've never seen any other coach like him."

– **Mark Bigelow, Former BYU Cougar, played professionally in Spain**

"Dave Rose has done an outstanding job of establishing BYU as one of the premier programs in the Western United States. He's an outstanding teacher of the game, and equally important, is an outstanding person who demands the most out of his players both on and off the court. He's a credit to the coaching profession, and BYU is very fortunate to have him as its coach."

– **UCLA Head Coach Ben Howland**

"I'm impressed with the preparation of BYU and the poise they demonstrate. That's definitely a credit to Dave Rose and his coaching staff. Rose looks young, but he's got a lot of experience. He's done a nice job as a head coach ... He has experience at the highest levels of college basketball, both as a player and a coach."

– **ESPN Game Analyst Steve Lavin**

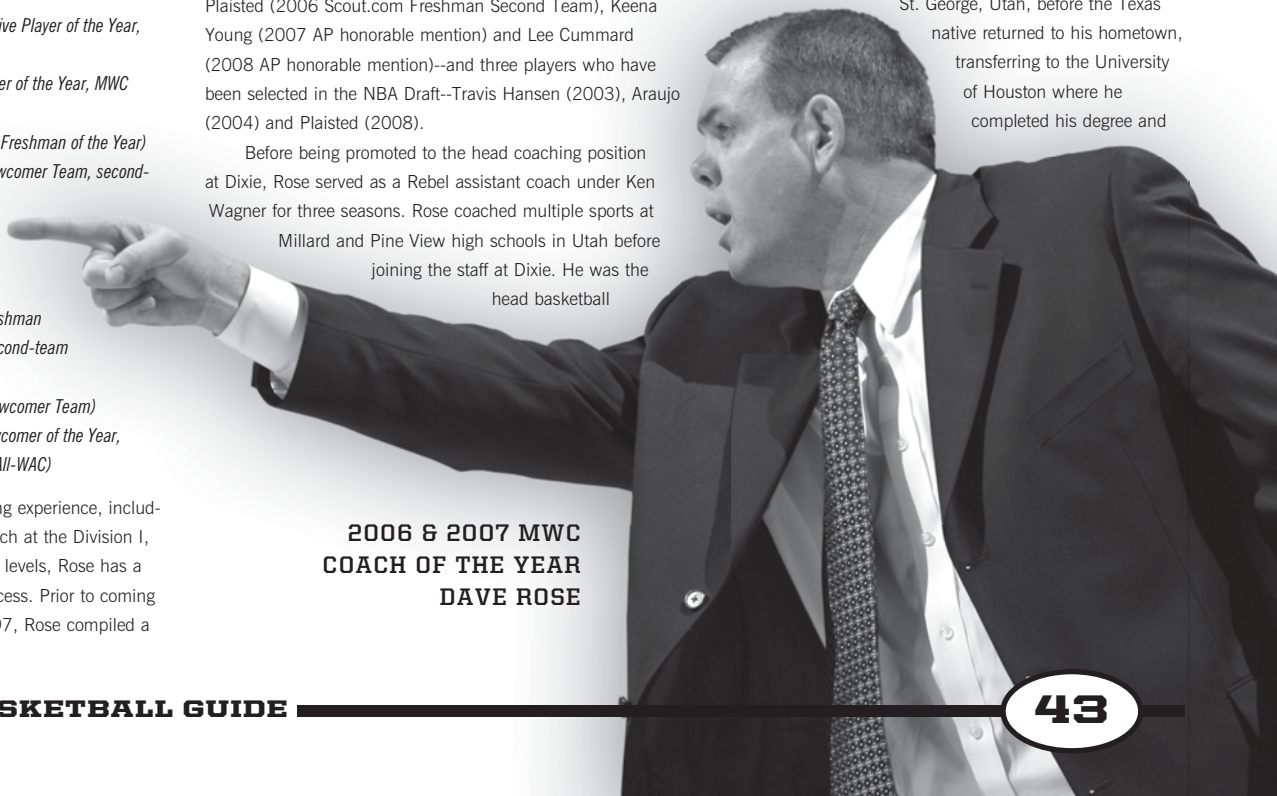
167-57 record at Dixie State College (St. George, Utah) while guiding six of his seven teams to top-20 rankings, including a national ranking as high as No. 2. He earned three conference titles and was honored by his peers as the 1993 Scenic West Athletic Conference Coach of the Year. While at Dixie, Rose coached three NJCAA All-Americans as well as longtime NBA player Keon Clark. At BYU, Rose has coached five players who have received All-America recognition--Mekeli Wesley (2001 AP honorable mention), Rafael Araujo (2004 Basketball Times Second Team, AP honorable mention), Trent Plaisted (2006 Scout.com Freshman Second Team), Keena Young (2007 AP honorable mention) and Lee Cummard (2008 AP honorable mention)--and three players who have been selected in the NBA Draft--Travis Hansen (2003), Araujo (2004) and Plaisted (2008).

Before being promoted to the head coaching position at Dixie, Rose served as a Rebel assistant coach under Ken Wagner for three seasons. Rose coached multiple sports at Millard and Pine View high schools in Utah before joining the staff at Dixie. He was the head basketball

coach at Millard for three years from 1983-86. Rose is the 17th person to guide the Cougar basketball program since its first season in 1903. He follows the coaching pedigree of Basketball Hall of Fame coach Stan Watts, who is BYU's all-time leader in coaching victories with a 371-254 record from 1949-72. Watts also coached at Millard High School and Dixie State College before coming to BYU.

PLAYING CAREER

Rose was a two-sport athlete at Dixie State College in St. George, Utah, before the Texas native returned to his hometown, transferring to the University of Houston where he completed his degree and



**2006 & 2007 MWC
COACH OF THE YEAR
DAVE ROSE**



was a shooting guard and co-captain of the famous "Phi Slamma Jamma" team featuring Hakeem Olajuwon and Clyde Drexler. In 1983 his Houston team was ranked No. 1 nationally and finished as the national runner-up after suffering a buzzer-beating defeat to North Carolina State in the NCAA Championship game. Rose spent three years at Houston, playing in 1980-81, redshirting in 1981-82 and concluding his career in 1982-83.

At Dixie, Rose was first-team all-league in both basketball and baseball. Rose was also the Region 18 batting champion, hitting .421 as a center fielder. While playing basketball for Houston's Northbrook High School, he led the District 16AAAA in scoring, was selected first-team all-district and All-Greater Houston and was named team MVP.

PERSONAL

A native of Houston, Texas, Rose and his wife Cheryl have three children and two grandchildren. Rose followed Steve Cleveland as the second BYU head coach to have served a full-time mission for The Church of Jesus Christ of Latter-day Saints. Rose served in Manchester, England, from 1977-79 between his two years as a player at Dixie State College. An important component in Rose's success is the unwavering support and encouragement of his wonderful family. Rose's wife Cheryl is actively involved in helping families who have children with cancer as vice chairperson of the Children with Cancer Christmas Foundation. Daughter Chanell played forward on the BYU women's basketball team from 2000-03 and is married to Brock

Reichner, who was a member of the BYU men's basketball team from 2004-06. They have two children, Annie (3) and Kate (2). Rose's son Garrett returned in August 2005 from a two-year mission in Little Rock, Ark., and married his wife Brooke in November 2006. He will graduate from BYU in December 2008. Rose's daughter Taylor is a eighth grader at Centennial Middle School and plays volleyball and basketball.

COMMUNITY SERVICE

Currently the Honorary Chairman of the Children with Cancer Christmas Foundation, Rose works with his wife, Cheryl, and the team to annually serve and comfort local families who endure the challenges of raising a child who has cancer. The National Association of Basketball Coaches honored Rose with its Game Pillar Award for Service in April 2008. While at Dixie State College, Rose became the first coach in the State of Utah to participate in the American Cancer Society's nationwide Coaches vs. Cancer campaign and served on the Academic Excellence Committee at Dixie. He has been a volunteer coach for youth groups. Dave and Cheryl were Chamber of Commerce Citizens of the Year in St. George. Cheryl is extremely committed to serving in the community. She received the Beacon of Hope Award in 2005. After Dave got her involved, she now serves as the Vice Chairperson for the Children with Cancer Christmas Foundation.

WORTH NOTING

- Dave Rose has a .742 winning percentage as a college head coach (239-82), including a 27-8 (.771) record last season, a 25-9 (.735) mark in 2006-07, a 20-9 (.690) season in his first year at BYU and a 167-57 (.746) record in seven seasons at Dixie State College.
- Dave Rose was named the Mountain West Conference Coach of the Year each of his first two seasons, becoming the first-ever BYU men's basketball coach to win back-to-back league coach-of-the-year honors.
- BYU was the second-most improved team in the nation in 2005-06 under Rose and his coaching staff in their first season.
- The BYU coaching staff has more than 60 years of combined coaching experience.
- The BYU coaching staff has playing experience in NCAA Final Fours, including a National Championship.
- The BYU coaching staff has played with or coached 27 NBA players.



THE ROSE FILE

Born: December 1957
 Hometown: Houston
 High School: Northbrook, Houston
 Education: Houston, BA 1983
 Head Coach: BYU, 2005-present
 Dixie College, 1990-97
 Millard HS, 1983-86
 Asst. Coach: BYU, 1997-2005
 Dixie College, 1987-90
 Pine View HS, 1986-87
 Playing Exp.: Houston, 1980-83
 Dixie College, 1976-77, 79-80





COLLEGE HEAD COACHING RECORD/HONORS

BYU (2005-present):

- 72-26 (.735) overall record
- 39-9 (.813) conference record
- Back-to-back MWC Champions/NCAA Tournament (2007, 2008)
- Back-to-back MWC Coach of the Year (2006, 2007)
- Honorable Mention National Coach of the Year (2006)
- USBWA District VIII Coach of the Year (2006)
- Team achieved national ranking, as high as No. 20 (2008)

Dixie College (1990-97):

- 167-57 (.746) record
- Six of seven teams nationally ranked
- Three conference titles
- 1993 SWAC Coach of the Year

ROSE VS. MWC

Air Force	5-1
Colorado State	6-1
New Mexico	6-0
San Diego State	4-3
TCU	7-0
UNLV	3-5
Utah	5-2
Wyoming	7-0



ROSE DIVISION I COACHING LEDGER

School	Season	Overall	Pct.	MWC (finish)	Pct.	MWC Tourney	Postseason
BYU	2005-06	20-9	.690	12-4 (2nd)	.750	0-1	0-1 NIT
BYU	2006-07	25-9	.735	13-3 (1st)	.813	2-1	0-1 NCAA
BYU	2007-08	27-8	.771	14-2 (1st)	.875	2-1	0-1 NCAA
Total		72-26	.735	39-9	.813	4-3	0-3



DAVE RICE



ASSOCIATE HEAD COACH

FOURTH SEASON

UNLV, 1991

THE RICE FILE

Born: August 1968

Hometown: Claremont, Calif.

High School: Claremont H.S.

Claremont, Calif.

Education: UNLV, BA 1991

UNLV, MBA 1993

Assoc. Head Coach: BYU, 2008-present

Assistant Coach: BYU, 2005-2008

Utah St., 2004-05

UNLV, 1994-2004

Chaffey College, 1993-94

Claremont HS, 1992-93

UNLV, 1991-92

Playing Exp.: UNLV, 1989-91

Mt. San Antonio (Calif.)

College, 1987-89

QUOTING COACH ROSE

"Dave has exceptional experience in all facets of coaching. He is an excellent recruiter and on-the-floor coach as well as an outstanding teacher of the game. He has always been part of successful programs as both a player and a coach and has years of coaching experience in our league. He is also a tireless worker and a great person."

Dave Rice joined the BYU coaching staff as an assistant in May 2005 and was promoted to Associate Head Coach in April 2008. Rice has 17 years of coaching experience, including 15 seasons at the Division I level at BYU, UNLV and Utah State. As a player, Rice was a member of UNLV's 1989-90 National Championship and 1990-91 Final Four teams that won a school-record 45 consecutive games. During his time as both a player and a coach, he has played with or helped guide 13 players who went on to play in the National Basketball Association, eight of whom were drafted in the first round, including six lottery picks.

An excellent recruiter and on-the-floor coach, Rice coordinates the team's offense and recruiting efforts. In his three seasons coordinating the Cougar offense, BYU has generated the Mountain West Conference's top attack two years and ranked second once. On the national level, the Cougars ranked 21st in assists per game (16.8) and 22nd in scoring margin (+10.5) this past year while also setting a school record for assist-to-field goal ratio at 64.8 percent. In 2006-07, the Cougars ranked among the top 30 in the nation in three-point field-goal percentage (5th, .415), scoring (24th, 78.1 ppg) and scoring margin (25th, +9.0). In his first season at BYU, Rice helped the Cougars become the nation's second-most improved team with a 20-9 overall record.

Rice has helped BYU earn three straight 20-win seasons and a 72-26 overall record while recording back-to-back outright Mountain West Conference Championships--the program's first back-to-back outright titles since 1979 and 1980. The Cougars have also appeared in the national top-25 polls in each of the last two seasons while making consecutive NCAA Tournament appearances. The



last time BYU was ranked in back-to-back seasons was in 1981 and 1982.

Rice came to BYU from Utah State University where he helped Coach Stew Morrill and the Aggies earn a 24-8 record, Big West Conference Tournament title and an NCAA Tournament bid in 2004-05. In his one season at Utah State, Rice's coaching duties included working with the offense and coaching the guards. In 2004-05, the Aggies led the nation in field-goal percentage (school-record .525) and ranked fourth nationally in scoring margin (+14.6), 10th in assists (17.2) and 20th in three-point field goal percentage (.391).

Rice spent 11 seasons as an assistant coach at UNLV, which is the second-longest tenure ever for an assistant in that program. While in Las Vegas, Rice worked under four head coaches in Jerry Tarkanian, Tim Grgurich, Bill Bayno and Charlie Spoonhour. In his last eight seasons at UNLV, the Runnin' Rebels received seven postseason invitations and averaged 20 wins per year.

In addition to his Division I experience, Rice served as an assistant coach for one season at Chaffey (Calif.) College in 1994, helping the Panthers to a 32-6 record and an appearance in the California State Final Four. He also spent one season at Claremont (Calif.) High School, where he was an assistant coach under his father Lowell, a long-time high school coach. That team went 21-7, winning the Baseline League Championship and reaching the CIF quarterfinals. Rice earned his bachelor's degree in political science from UNLV in 1991 and his MBA in 1993. He was also a two-time UNLV Scholar-Athlete of the Year and a Rhodes Scholar candidate.

Prior to playing at UNLV, Rice began his college career at Mt. San Antonio College in Walnut, Calif., where he earned All-South Coast Conference honors as a sophomore and was chosen from among more than 13,000 student-athletes as the 1989 California Junior College Scholar-Athlete of the Year. He graduated from Claremont High School. A native of Claremont, Calif., Rice and his wife Mindy have two sons, Travis and Dylan.



JOHN WARDENBURG

Boasting a 20-year, championship-filled coaching resume, John Wardenburg has been a key part of BYU's success since first coming to Provo in 2001.

Wardenburg joined the Cougar coaching staff as an assistant coach in May 2001 under former BYU coach Steve Cleveland before serving the past three seasons with current Cougar head coach Dave Rose. Wardenburg and Rose have a long coaching history together. Wardenburg served as an assistant to Rose at Dixie State College and later joined Rose as an assistant on Cleveland's staff at BYU.

On Rose's staff the past three seasons, Wardenburg has helped the Cougars earn three straight 20 wins seasons and a 72-26 overall record while recording back-to-back outright Mountain West Conference Championships--the program's first back-to-back outright titles since 1979 and 1980. BYU has also appeared in the national top-25 polls in each of the last two seasons while making consecutive NCAA Tournament appearances. The last time the Cougars

were ranked in back-to-back season was in 1981 and 1982 and the previous BYU team to be ranked was in 1993. During their first season with Rose at the helm in 2005-06, BYU became the nation's second-most improved team with a 20-9 overall record.

Wardenburg's primary responsibilities on the staff have included defensive skill development, game film preparation, defensive game plan preparation, summer basketball camp director and recruiting. His efforts on the defensive end helped the Cougars become the 11th-ranked team in the nation this past season in field-goal percentage defense, holding opponents to a combined 38.9 percent on the year. In addition to field-goal percentage defense, the Cougars were also the MWC's top team in three-point field-goal percentage defense (.300) and had the largest margin on the boards, grabbing 4.3 more rebounds per game than their opponents.

Prior to coming to BYU, Wardenburg had 13 years of coaching experience at the

high school and junior college levels. He compiled a 105-62 record in seven years as a head coach at Payson High School (1988-93) and Pine View High School (1999-01) while guiding his teams to five league titles and seven state tournament berths. In those seven years, his teams earned three fifth-place state tournament finishes, one third-place finish and a 3A Utah State Championship with his 2001 Pine View team.

After Wardenburg's Payson teams claimed three league titles and posted a 76-43 overall record, he served as an assistant coach from 1993-97 at Dixie State College under current BYU head coach Dave Rose and helped the Rebels to a 95-31 record and a national ranking as high as No. 2. Wardenburg left coaching for two years to serve as Dixie's Director of Athletics. He returned to coaching as the head coach at Pine View High School in St. George where he recorded two highly successful seasons before joining BYU's staff in 2001.

Wardenburg's Pine View teams won the league title both seasons he was the coach while achieving a 29-19 record. Wardenburg earned 3A Coach of the Year honors in 2000 after coaching his team to a third-place state finish and was named Championship Coach of the Year in 2001 after guiding his team to the state title.

Born in Cedar Rapids, Iowa, Wardenburg was a multi-sport athlete at Kiel High School in Kiel, Wis. He served a mission for The Church of Jesus Christ of Latter-day Saints to The Netherlands from 1977-79 and earned a BA in political science from BYU in 1986 and an MA in health, physical education and recreation from Utah State in 1992.

Wardenburg and his wife, Pam, have four sons, Scott (Laura), Jonathan (Natalie), Adam and Barrett, and two granddaughters.



ASSISTANT COACH
EIGHTH SEASON
BYU, 1986

THE WARDENBURG FILE

- Born: June 1958
- Hometown: Cedar Rapids, Iowa
- High School: Kiel H.S. Kiel, Wis.
- Education: BYU, BA 1986
Utah State, MA 1992
- Admin. Exp.: AD Dixie College, 1997-99
- Head Coach: Pine View HS, 1999-2001
Payson HS, 1988-93
- Assistant Coach: BYU, 2001-present
Dixie College, 1993-97
Pl. Grove HS, 1986-88

QUOTING COACH ROSE

"I have worked with John for many years, including our four years at Dixie College. I have a lot of confidence in John and what he brings to our coaching staff. He is a tireless worker who loves the game. He has done a great job working with our defense since coming to BYU and has very good recruiting relationships with high school coaches."





TERRY NASHIF



ASSISTANT COACH

SECOND SEASON

BYU, 2005

THE NASHIF FILE

Born: July 1980
 Hometown: Vancouver, Wash.
 High School: Evergreen H.S.
 Vancouver, Wash.
 Education: BYU, 2005
 Administrative Exp.: BYU Director of Basketball
 Operations, 2005-07
 Assistant Coach: BYU, 2007-present
 Playing Exp.: BYU, 2001-05

QUOTING COACH ROSE

"I'm extremely confident in Terry's abilities. He has great knowledge of the game and is familiar with the needs of the players. Terry is a leader and hard worker who has a real commitment to BYU and the game of basketball. He complements very well the coaching expertise and experience John and Dave give us."

A former BYU point guard, Terry Nashif was hired as an assistant coach in June 2007 after serving two seasons on Dave Rose's staff as the Cougars' Director of Basketball Operations from 2005-07.

In his first season as an assistant coach, Nashif helped the Cougars achieve the second most wins in school history with a 27-8 record and become the only team in Mountain West Conference history to win two outright league titles. The 2007-08 Cougars won their second-straight outright regular-season MWC Championship with a 14-2 mark to become the first Cougar teams since 1979 and 1980 to achieve back-to-back outright titles. BYU has also appeared in the national top-25 polls in each of the last two seasons while making consecutive NCAA Tournament appearances. The last time the Cougars were ranked in back-to-back season was in 1981 and 1982.

In his three years overall on Rose's staff, Nashif has been a part of three straight 20-win seasons and a 72-26 overall record. Nashif's efforts this past season assisting with game film and defensive game plan preparation helped the Cougars become the 11th-ranked team in the nation in field-goal percentage defense, holding opponents to a combined 38.9 percent on the year. On the defensive end, the Cougars were also the MWC's top team in three-point field-goal percentage defense (.300) and had the largest margin on the boards, grabbing 4.3 more rebounds per game than their opponents.

A native of Vancouver, Wash., Nashif first came to BYU in 2001 as a walk-on point guard and eventually earned a scholarship. A smart floor leader, Nashif appeared in 103 games for the Cougars, including 14 starts, as a member of two NCAA Tournament teams. As a sophomore in 2002-03, Nashif helped the Cougars claim a share of the Mountain

West Conference regular-season title by ranking first among MWC players in assist/turnover ratio during league games. That season he played in every game, including six starts, and led BYU in assists (3.0) while averaging 2.2 points, his highest scoring average of his four-year career. He posted a career-high 11 points on 3-for-3 three-point shooting in 30 minutes at San Diego State and had one of the best games of his career against UNLV, tallying seven assists, four rebounds and two blocks while matching up against future NBA first-round draft pick Marcus Banks.

As a junior, Nashif played in 23 of 30 games despite missing a month due to illness, averaging 1.1 assists and 1.0 points per game. During his senior campaign in 2004-05, Nashif achieved a career-high eight rebounds against California and dished out a career-best 10 assists at USC while averaging 1.7 assists per game. He led the team in assists six times in 27 appearances with seven starts.

After graduating from BYU in 2005 with a bachelor's degree in physical education, Nashif was hired as the Director of Basketball Operations in Rose's first season at the helm. Nashif's primary responsibilities included coordinating team travel and providing support for academics, marketing and recruiting. He also organized team banquets and golf tournaments and provided assistance with all team-related activities.

Prior to coming to BYU, Nashif prepped at Evergreen High School in Vancouver, Wash., where he was the KVAN Radio Athlete of the Year, Columbian Player of the Year and Evergreen Defensive Player of the Year.

Nashif served a two-year mission for The Church of Jesus Christ of Latter-day Saints in Columbia, S.C. from 1999-2001. He and his wife Katie have one daughter, Macie.





TIM LACOMB DIRECTOR OF BASKETBALL OPERATIONS

Tim LaComb joined the BYU men's basketball staff in June 2007 as director of basketball operations. A native of Alpine, Utah, LaComb came to the Cougars with 10 years of experience working with basketball programs at the university and high school levels.

LaComb, 38, worked on the men's basketball staff under Ray Giacoletti at the University of Utah from 2005-07 as the video coordinator. He previously served as a head student manager for two seasons at Utah from 1994-96 under Rick Majerus. Between his stints at Utah, LaComb worked in private business and served six years as an assistant coach in Utah's high school ranks. He was an assistant at Lone Peak High School from 1999-2002 and at his alma mater, American Fork, from 2002-05. His teams reached the state semifinals four times in six years, with Lone Peak winning the state championship in 2000-01.

A cum laude graduate in mass communications/public relations from the University of Utah, LaComb and his wife Rachel have three children, Alyssa, Sam and Anna. LaComb served a mission for The Church of Jesus Christ of Latter-day Saints in Boston, Mass., from 1989-91.



BRIAN SANTIAGO SENIOR ASSOCIATE AD (Basketball Administrator)

Brian Santiago came to BYU in 1997 and currently serves as the senior associate athletics director for operations. His responsibilities include serving as the administrator for men's basketball.

Among Santiago's men's basketball duties are scheduling, game management and conference championship hosting. Prior to becoming an associate athletics director, Santiago served four years handling basketball operations for former BYU basketball coach Steve Cleveland.

Santiago earned his BS in business administration from Fresno State in 1995 and an MBA from BYU's Marriott School of Management in 2001. A 1988 graduate of Provo High School, Santiago was a member of the Bulldogs' 1987 state championship basketball team. After high school, he played at Utah Valley State, where he was all-conference and all-region in basketball and baseball. He then went on to play basketball at Fresno State, where he led the WAC in assists and three-point shooting percentage — finishing second in the nation from the three-point arc at 50 percent. Following college, he spent three years playing professional basketball for the Arecibo Capitanes of the Puerto Rican Superior League and was named to the pre-selection Olympic team for Puerto Rico.

His brothers, Kevin and Mark, played basketball for BYU. He served a mission for The Church of Jesus Christ of Latter-day Saints to the Dominican Republic, Santiago mission. He and his wife Kimberly have four children, McKay, Colson, Jaxon and Whitney.



CHAD BUNN VIDEO OPERATIONS COORDINATOR

A native of Richmond, Utah, Chad Bunn has served as video coordinator since 1989 after receiving a BA in communications from BYU that same year. In 2007, he was named the Video Operations Coordinator for the BYU Athletic Department. Bunn is a founding member of the Collegiate Sports Video Association (CSVA) and has served two terms as its president. Bunn currently serves as the Mountain West Conference representative to the CSVA. In 2002 Bunn was named the Bob Matey Video Coordinator of the Year, the CSVA's highest honor. In 2003 Bunn received this same award for the MWC. Bunn served as the video coordinator for the Western Athletic Conference Tournament from 1993-99 and now serves in the same position for the MWC. He is also the technical advisor to the MWC for football officials replay. Bunn currently serves as president of the board of trustees for Intermountain Specialized Abuse and Treatment Centers, a nonprofit organization that provides treatment to abused children. Bunn is also the past president of the Spanish Fork Kiwanis Club. From 1982-84 Bunn served a mission in Miami for The Church of Jesus Christ of Latter-day Saints. Bunn and his wife Lorie have two daughters.



STEVE BUSHMAN EQUIPMENT MANAGER

Steve Bushman joined the men's basketball team as an equipment manager in December 2004. He also works with women's basketball, baseball and softball and assists with football. Prior to his appointment, Bushman volunteered in the athletic department for eight years under BYU's Director of Equipment Operations Mick Hill, working primarily with baseball, men's basketball and football. Bushman has been an employee at BYU for over 25 years, serving in the grounds department as the sprinkler system repair foreman. A Utah Tech (now Utah Valley) attendee, Bushman played baseball for the Wolverines under former BYU baseball coach Gary Pullins. His love of baseball has continued throughout his life as Bushman has coached youth baseball for 30 years and spent 10 years as an assistant baseball coach at Provo High School. Bushman served a mission for The Church of Jesus Christ of Latter-day Saints to Pennsylvania from 1970-72. The father of four children, Bushman and his wife Cindy also have 18 grandchildren.



E.J. CAFFARO STUDENT ATHLETE ACADEMIC CENTER DIRECTOR

E.J. Caffaro serves as the director of the Student Athlete Academic Center and as the basketball academic coach. His emphasis is placed upon graduating the student-athletes from BYU. Prior to coming to BYU, Caffaro was an assistant football coach and the offensive and defensive coordinator at Ricks College (now BYU-Idaho) in Rexburg, Idaho, from 1991-01. He was also an assistant basketball coach for the Vikings. Before his stint at Ricks, Caffaro was a member of the football coaching staff at Snow College in Ephraim, Utah, where he was the defensive coordinator from 1986-91. Caffaro holds a master's degree in physical education (emphasis in athletic administration) from Idaho State University (1994) and a bachelor's degree, also in physical education, from BYU (1984). Caffaro and his wife Shari have four children.



JUSTIN McCLURE
ASSOCIATE HEAD STRENGTH
AND CONDITIONING COACH

Justin McClure began serving as the assistant strength and conditioning coach at BYU in 1999. Prior to BYU he attended the University of Northern Colorado where he served as a strength coach while finishing a master's degree in physical education with an emphasis in exercise physiology.

He is currently responsible for directing and implementing strength and conditioning programs for basketball and baseball. He also assists head strength coach Jay Omer in all aspects of the football strength and conditioning program. During his time at BYU he has worked with all of the University's 21 intercollegiate sports. He is a current certified member of the Collegiate Strength and Conditioning Coaches Association and National Strength and Conditioning Association. He is originally from Boulder, Colo., and has an undergraduate degree in kinesiology from Northern Colorado. He and his wife Jill have two daughters.



KYLE CHILTON
BASKETBALL MEDIA RELATIONS

Kyle Chilton enters his first year as the BYU Basketball Media Relations director this season. He joined the Athletic Communications staff after spending the last two years at Southern Virginia University.

At SVU Chilton was the primary media contact for 17 varsity sports. He was also responsible for updating and maintaining SVU's athletics website and managed the expansion of SVU's online audio broadcast offerings. A former sports information coordinator in the BYU athletic communications department from 2004-06, Chilton covered men's volleyball and served as the secondary contact for football. He also worked with men's soccer. Chilton graduated Cum Laude from BYU with a bachelor's degree in communications studies. He and his wife Josie have two children.



ZEFFIE NELSON
BASKETBALL OFFICE
SECRETARY

Zeffie Nelson joined the basketball staff in 1998 as the Office Secretary. Her responsibilities range from managing the office functions to administrative and recruiting support. She attended BYU and Utah Valley. She has a background in secretarial and business

administration. Zeffie says coming to work in the basketball office is a real pleasure and that athletics is second nature to her because of being married to a former coach. Zeffie was raised in Centerville, Utah, and married her high school sweetheart, the late David G. Nelson IV from Bountiful, a former UVSC baseball coach and BYU baseball player. Zeffie has six children and 12 grandchildren. Having worked most of her life, she enjoys a variety of responsibilities and challenges.



ROBERT RAMOS
BASKETBALL TRAINER

Robert Ramos began working on the BYU athletic training staff in 2002. Ramos is a BYU alumnus with undergraduate (1995) and graduate (1998) degrees in athletic training. He is assigned to work with men's basketball, baseball and golf. Ramos is a native of Willits, Calif. After graduating, Ramos interned with the San Francisco

49ers. In 1996, he returned to BYU to study as a graduate assistant. Upon graduation, Ramos worked for Physical & Sports Therapy Services in Orem before being hired as the head athletic trainer for Utah Valley State College in 1999, where he oversaw all 13 sports. He also worked as a trainer with the 2002 Olympic medical staff at the Peaks Arena in Provo. He served a mission to Mexico for The Church of Jesus Christ of Latter-day Saints. Ramos and his wife Jennifer have four children.



KYLE ELLISON
MANAGER



DEREK HOWARD
MANAGER



JACOB LARSEN
MANAGER



ANDREW MAY
MANAGER



NICK STANDIFORD
MANAGER





AARON TUCKER
MANAGER



BRIGHAM YOUNG UNIVERSITY





THE BYU HISTORY

The 1875 establishment of the Brigham Young Academy offered an academically stimulating and gospel-oriented education to 29 students. The one-acre school grounds presided over by Karl G. Maeser have since developed into 560 acres and 97 academic buildings. The foundation of the University thrives with the fourfold focus of being 1) spiritually strengthening, 2) intellectually enlarging, 3) character building, leading to 4) lifelong learning and service.

Brigham Young University provides an outstanding education in an atmosphere consistent with the standards and principles of its sponsor, The Church of Jesus Christ of Latter-day Saints.

“Our education should be such as to improve our minds and fit us for increased usefulness; to make us of greater service to the human family.” - Brigham Young

EXCEPTIONAL ACADEMIC OPPORTUNITIES

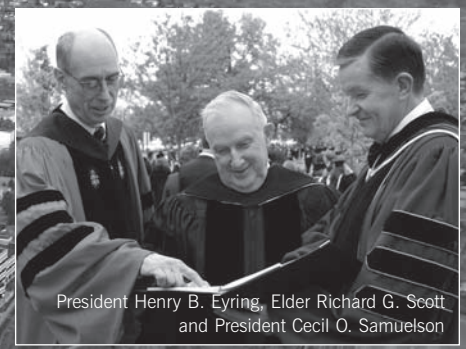

Graduates leave BYU with the skills and desire to make meaningful contributions all across the globe. With various

opportunities for research and hands-on experiences, the BYU experience ensures students are well prepared to continue their education and are heavily recruited by employers.

The University consistently achieves national recognition, with students earning such distinction as Fulbright scholars, Mellon fellows and Barry M. Goldwater scholars.

OUTSTANDING STUDENT BODY

BYU students arrive with superb preparation. The entering class has an average high school GPA of 3.71 (on a 4.0 scale) and an average ACT score that ranks in the 89th percentile nationally. The University consistently places in the top 20 for enrollment of National Merit Scholars.



President Henry B. Eyring, Elder Richard G. Scott, and President Cecil O. Samuelson



A TOP-OF-THE-CHARTS EDUCATION

- #1 Study Abroad Opportunities**
- *The Institute of International Education*
- #1 Stone-Cold Sober School**
- *2008 Princeton Review*
- #1 Students Pray on Regular Basis**
- *2008 Princeton Review*
- #1 Producer of Dental School-Bound Students**
- *2008 Graduate Placement rankings*
- #1 Best MBA Among Regional Schools**
- *2008 The Wall Street Journal*
- #2 Best Value in American Private Education**
- *2006 Consumers Digest*
- #2 Town-Grown Relations are Good**
- *2007 Princeton Review*
- #3 Great College Library**
- *2008 Princeton Review*

- #3 Undergraduate Accounting Program**
- *2008 U.S. News and World Report*
- #6 Producer of Law School-Bound Students**
- *2008 Graduate Placement rankings*
- #7 Undergraduate Business Program**
- *2008 Business Week*
- #10 In Number of Graduates Who Go On to Earn PhDs**
- *2008 Graduate Placement rankings*
- #16 Least Student Incurred Debt**
- *2008 U.S. News and World Report*
- #17 Happiest Student Body**
- *2007 Princeton Review*
- #19 Nation's Top Athletic Programs**
- *2008 Sports Illustrated*
- #34 Best Graduate Schools - J. Reuben Clark Law School, Marriott School of Management**
- *2006 U.S. News and World Report*

BEAUTIFUL CAMPUS SETTING

Located 45 miles south of Salt Lake City, Provo, Utah, is a city of more than 115,000 situated 4,500 feet above sea level. The campus sits at the western base of the Wasatch Mountains, part of the Rocky Mountain Range. Surrounded by mountains, Provo is at the heart of Utah Valley with a combined population of more than 440,000. Utah Valley is framed by the 23-mile-long Utah Lake on the west and 11,750-foot Mount Timpanogos on the east.

BYU has several other campuses serving an additional 12,000 students in La'ie, Hawaii; Rexburg, Idaho; and Salt Lake City, Utah.

DISTINGUISHED FACULTY

Faculty members hold advanced degrees from universities around the world. Their achievements are compelling and wide-ranging as they pursue consequential research work that is making a real difference. Alleviating hunger worldwide through more efficient agriculture, finding low-pollution energy alternatives and making significant contributions to the strengthening of families are among their many pursuits. Faculty members are regularly called upon to head national and international professional organizations and to consult with corporate and governmental entities. Above all, these high-principled men and women share an unmatched devotion to bringing the best possible education to their students.

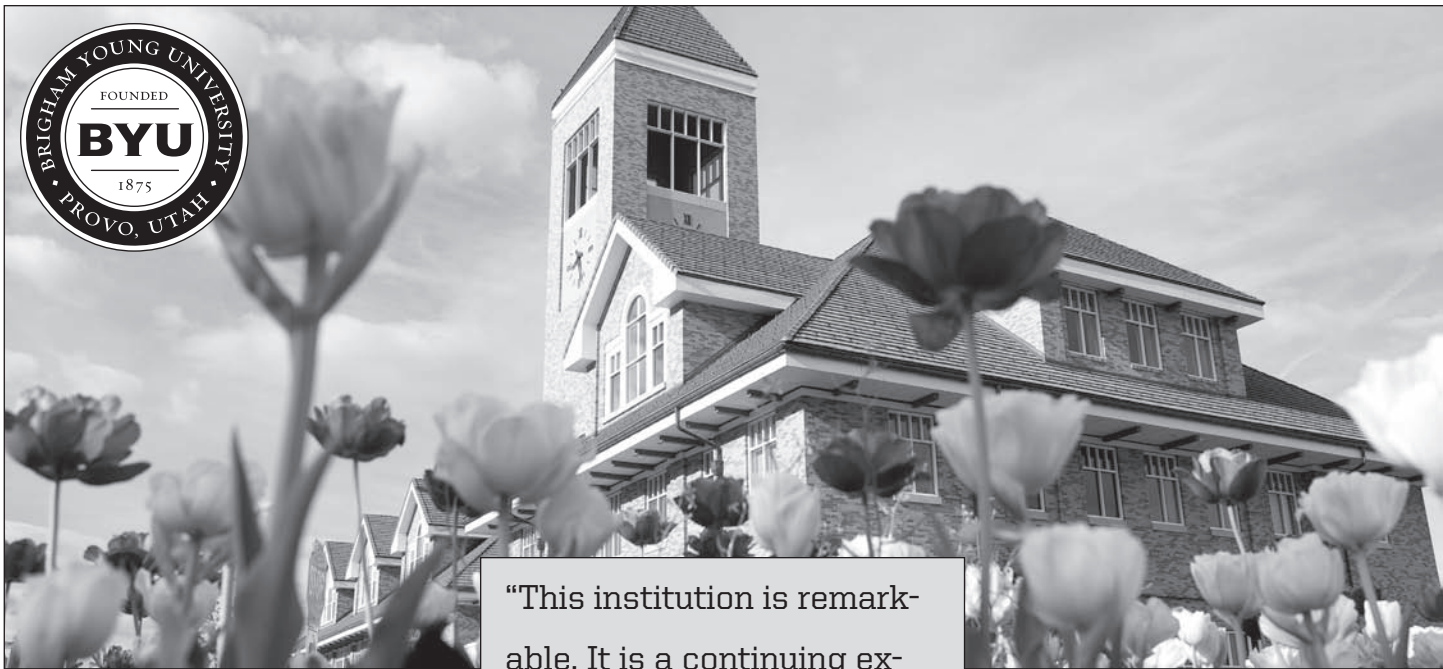
Nearly half of these scholars have lived outside the United States, and three-fourths are fluent in at least two languages. The variety of cultures and backgrounds, coupled with an institutional commit-



ment to the gospel of Jesus Christ, adds to an already rich academic experience that challenges the mind while feeding the spirit.

BYU has a full-time enrollment of 32,964. Students come to BYU from all 50 states and more than 120 countries.





“This institution is remarkable. It is a continuing experiment on a great premise that a large and complex university can be first-class academically while nurturing an environment of faith in God and the practice of Christian principles.”

- Gordon B. Hinckley, Former President, Board of Trustees of BYU and LDS Church

INTERNATIONAL STUDY AND LEARNING
 BYU is a Center for International Business Education Research (CIBER), a program designed to promote the competitiveness of United States business through an integrated international curriculum, faculty and student international research and outreach programs. BYU's David M. Kennedy Center for International Studies provides support to colleges and departments in pursuing their international interests.

More than three-fourths of BYU students speak a language other than English -- 107 languages in all. Six percent of the student body is from outside the United States. Additionally, 82 percent of the men and 13 percent of the women at BYU have served missions for

the Church, often gaining fluency in a second language from the experience.

Regular classes are offered in 43 languages, with an additional 23 available with sufficient student interest -- among the most offered anywhere in the country. The prior experience of many of the students allows for a higher standard of instruction, using the language to teach other ideas -- literature, history, culture -- and to enhance their opportunities outside the lab and classroom.

BYU MISSION STATEMENT
 The mission of Brigham Young University—founded, supported and guided by The Church of Jesus Christ of





Latter-day Saints—is to assist individuals in their quest for perfection and eternal life. That assistance should provide a period of intensive learning in a stimulating setting where a commitment to excellence is expected and the full realization of human potential is pursued.

All instruction, programs and services at BYU, including a wide variety of extracurricular experiences, should make their own contribution toward the balanced development of the total person. Such a broadly prepared individual will not only be capable of meeting personal challenges and change but will also bring strength to others in the tasks of home and family life, social relationships, civic duty and service to mankind.

THE WORLD IS OUR CAMPUS

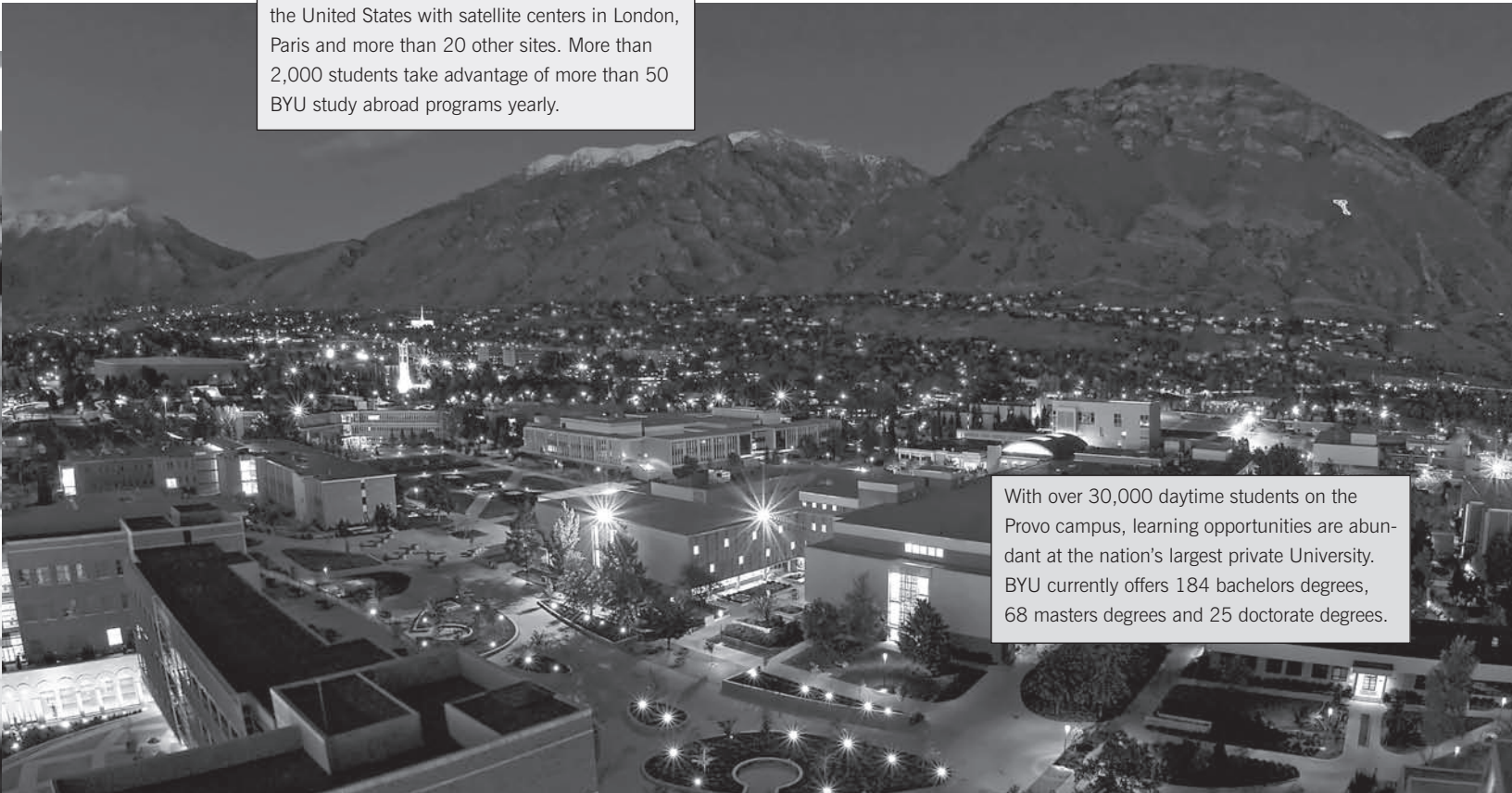
BYU operates the largest study abroad program in the United States with satellite centers in London, Paris and more than 20 other sites. More than 2,000 students take advantage of more than 50 BYU study abroad programs yearly.

BYU's faculty, staff, students and administrators should be anxious to make their service and scholarship available to The Church of Jesus Christ of Latter-day Saints in furthering its work worldwide. In an era of limited enrollments, BYU can continue to expand its influence both by encouraging programs that are central to the Church's purposes and by making its resources available to the Church when called upon to do so.

We believe the earnest pursuit of this institutional mission can have a strong effect on the course of higher education and will greatly enlarge Brigham Young University's influence in a world we wish to improve.

PREPARATION FOR THE FUTURE

A strong curriculum delivered by outstanding faculty is key to the academic excellence of BYU graduates. From business management to nursing, from the humanities to engineering, the University's 11 colleges -- supported by comprehensive offerings from religious education -- continue to be internationally recognized for the quality of their education and the professional preparation they provide. In addition to the challenging course work and hands-on research, numerous programs offer academic and service outreach opportunities. Study abroad centers, distance-learning courses and worldwide performing arts tours are a few of the offerings that enrich BYU's academic experience.




With over 30,000 daytime students on the Provo campus, learning opportunities are abundant at the nation's largest private University. BYU currently offers 184 bachelors degrees, 68 masters degrees and 25 doctorate degrees.



BYU'S DISTINGUISHED ALUMNI



ANDY REID




STEVE YOUNG



DANNY AINGE



MITT ROMNEY



ENI FA'AU'A HUNKIN
FALEOMAVAEGA

Photo Courtesy of Provo Daily Herald: Dan Lund

From Super Bowl champions to PGA pros and from national broadcasters to political leaders, Brigham Young University is the alma mater of many outstanding men and women. The BYU experience ensures that students are well prepared for outstanding success after graduation. Whether in academics, business, medicine, law, government, entertainment or athletics, BYU is a proven launching pad for your future dreams.

Danny Ainge: Former NBA basketball player and Phoenix Suns head coach; current executive director of basketball operations for the NBA's World Champion Boston Celtics; named NBA Executive of the Year in 2008.

Ezra Taft Benson: President of the LDS Church from 1985-1994; U.S. Secretary of Agriculture under President Dwight D. Eisenhower.

Don Bluth: Director, producer, animator of feature films and independent studio owner.

Paul D. Boyer: Nobel Prize in Chemistry, 1997.

M. Anthony Burns: Former CEO and President of Ryder Systems and member of the board of directors for The Black & Decker Corporation, J.C. Penney Company, Inc., J.P Morgan Chase & Co. and Pfizer Inc.

Orson Scott Card: Author of science fiction stories, plays and books.

Jonathan C. Coon: Co-Founder/CEO of 1-800-CONTACTS.

Todd Christensen: Former All-Pro tight end; former ESPN & NBC football announcer and current sports analyst on The Mtn. sports network.

David Checketts: Former president of Madison Square Garden; owner of Major League Soccer's Real Salt Lake and the NHL's St. Louis Blues.

Jayne Clayson: Author and former Emmy award-winning CBS News correspondent.

Stephen R. Covey: Heads Covey Leadership Foundation; author of *Seven Habits of Highly Effective People*.

Mike Crapo: Current U.S. Senator for the state of Idaho.

Gary L. Crittenden: CFO of Citigroup International, Inc.

Aaron Eckhart: Golden-Globe-nominated film actor; star in *Batman: The Dark Knight*, *No Reservations*, *Paycheck* and *Erin Brockovich* among others.

Eni Fa'aua'a Hunkin Faleomavaega, Jr.: Current delegate to the U.S. House of Representatives from American Samoa.

Philo T. Farnsworth: One of the fathers of television.

Frank Fredericks: Olympic sprinter; two silver medals in the '92 and '96 Olympics.

Robert C. Gay: Managing Director of Bain Capital.

Orrin G. Hatch: U.S. Senator, Utah; senior member of the Senate Judiciary Committee.

Sharlene Wells-Hawkes: 1985 Miss America and former ESPN announcer.

John Heder: Hollywood actor; star of *Napolean Dynamite*, *Benchwarmers*.

Brett Helquist: Famous illustrator best known for his work in the children's books *A Series of Unfortunate Events*.

Jared and Jerusha Hess: Award-winning screen writers/directors of *Napolean Dynamite* and *Nacho Libre*.

Ken Jennings: Record \$2.52 million winner on TV's *Jeopardy!*

Trevor Matich: Former BYU All-American football player and current ESPN football analyst with ESPN and Fox-5 in Washington D.C.

Matthew McCauley: Current CEO of children's clothier Gymboree.

Stephanie Meyer: New York Times best-selling author of *Twilight* book series.

Ryan Millar: Olympic Gold Medalist with the U.S. National Volleyball Team (2008).

Johnny Miller: Legendary professional golfer and NBC television golf analyst.

Mikel Minor: Coordinating producer of ESPN's *SportsCenter*.

Dallin H. Oaks: Former Utah Supreme Court Justice; former chair of PBS and president of BYU; a member of the Quorum of the Twelve Apostles of the LDS Church.

Andy Reid: Current head coach of the NFL's Philadelphia Eagles.

Shauna Rohbock: 2006 Olympic Bobsled Silver Medalist; former WUSA soccer pro; former All-American soccer player and All-American heptathlete at BYU.

Mitt Romney: Founder of Bain Capital and President of the 2002 Salt Lake Olympic Committee; governor of Massachusetts; 2008 U.S. Presidential candidate.

Vai Sihakema: Sports anchor/reporter for Philadelphia NBC10 (WCAU); former two-time All-Pro and NFL veteran.

Gordon Smith: U.S. senator from Oregon.

Erin Thorn: Starting guard for the WNBA's New York Liberty.

Kevin Towers: General Manager of Major League Baseball's San Diego Padres.

Mike Weir: 2003 Master's champion and current PGA Tour star.

Dean Wilson: PGA Tour star; currently among the top money leaders on tour.


Guard Young: 2004 Olympic Silver Medalist on USA's men's gymnastics team.

Michael K. Young: Former Dean of the George Washington School of Law and current president of the University of Utah.

Steve Young: Two-time NFL MVP with the San Francisco 49ers; NFL Hall of Famer and current NFL television analyst.




STEPHANIE MEYER



MIKE WEIR



JARED HESS



ERIN THORN



SHAUNA ROHBOCK



CHURCH BELIEFS

BYU is owned and operated by The Church of Jesus Christ of Latter-day Saints. The Church was officially organized on April 6, 1830, with six members. Today, congregations of the Church are found in more than 160 nations and territories. With more than 12 million members, it is one of the fastest-growing religions in the world and one of the largest Christian churches in the United States.

The Church of Jesus Christ of Latter-day Saints is Christian but is neither Catholic nor Protestant. Rather, it is a restoration of the original church established by Jesus Christ.

The Book of Mormon: Another Testament of Jesus Christ is regarded as divinely inspired scripture, as is the Holy Bible. Both volumes are used by Latter-day Saints side by side. For more information on the beliefs of The Church of Jesus Christ of Latter-day Saints, visit www.mormon.org.

MISSIONARIES

The missionary emphasis of The Church of Jesus Christ of Latter-day Saints is perhaps one of its most recognized characteristics. The program follows the Biblical pattern of sending out missionaries two by two. Currently, approximately 50,000 Latter-day Saints are serving

proselytizing missions around the world. Approximately 75 percent of the Church's proselytizing missionaries are young men between the ages of 19 and 26. Yet substantial numbers of single women (18 percent) and older couples (7 percent) also serve proselytizing missions.

Many male missionaries leave for mission service after their freshmen year of college. These missionaries serve for two years (men) or 18 months (women and couples), teaching the restored gospel and its ordinances and engaging in community service. The missionaries or their families donate money to the Church equal to the average cost of a missionary's expenses. After their missions, missionaries return to schooling, vocations or family.

BRIGHAM YOUNG UNIVERSITY MAJORS

BYU offers bachelor's degrees in 212 academic programs, master's degrees in 70, juris doctorates in one and doctorates in 20. BYU offers courses in 11 colleges: Biology and Agriculture; David O. McKay School of Education; Ira M. Fulton School of Engineering and Technology; Family, Home and Social Sciences; Fine Arts and Communications; Health and Human Performance; Humanities; J. Reuben Clark Law School; Marriott School of Management; Nursing; and Physical and Mathematical Sciences.

BIOLOGY AND AGRICULTURE

- Agronomy
- Environmental Science
- Animal Science
 - Agribusiness Production
 - Animal Biotechnology
 - Science-Preveterinary Medicine
 - Veterinary Technology
- Biology
- Biology Composite Teaching
- Botany
- Clinical Laboratory Science
- Conservation Biology
- Dietetics
- Food Science
- Horticulture
- Microbiology
- Molecular Biology
- Neuroscience
- Nutritional Science
- Plant Genetics and Breeding
- Range Science
 - Production Agribusiness
 - Rangeland Ecology
- Wildlife and Range Resources
- Zoology
 - Human Biology

MCKAY SCHOOL OF EDUCATION

- Audiology and Speech-Language Pathology
- Early Childhood Education
- Elementary Education
- Teaching Physical Science
- Teaching Social Science

FULTON SCHOOL OF ENGINEERING AND TECHNOLOGY

- Chemical Engineering
- Civil Engineering
- Computer Engineering
- Construction Management
- Electrical Engineering
- Electronics Engineering Technology
- Facilities Management
- Industrial Design
- Manufacturing Engineering Technology
- Mechanical Engineering
- Technology Teacher Education

FAMILY, HOME, AND SOCIAL SCIENCES

- Anthropology
- Archaeology, Sociocultural

Anthropology (Sociocultural double major)

- Economics (BA)
- Economics (BS)
- Family History-Genealogy
- Geographic Information Systems
- Geography
 - Environmental Studies
 - Travel and Tourism Studies
- Geography Teaching
- History
- History Teaching
- Home and Family Life
- Home Economics Education
- International Politics
- Marriage, Family and Human Development
- Planning and Resource Management
- Political Science
- Political Science Teaching
- Psychology
- Psychology Teaching
- Social Work
- Sociology
- Sociology Teaching

FINE ARTS AND COMMUNICATIONS

- Acting
- Art (BFA)
- Art Education K-12
- Art History and Curatorial Studies
- Communications
 - Broadcast Journalism
 - Communications Studies
 - Marketing Communications
 - Print Journalism
 - Public Relations
- Graphic Design
- Illustration
- Interior Design
- Media Arts Studies
- Music
 - Music Composition
 - Music Dance Theatre
 - Music Education
- Performance
 - Brass, Combined Piano and Organ,
 - Jazz Studies, Organ, Percussion, Piano,
 - String, Vocal, Woodwind
- Photography
- Theatre Arts Education
- Theatre Arts Studies
- Visual Arts

HEALTH AND HUMAN PERFORMANCE

- Dance
- Dance Education
- Health Sciences
- Health Education
- Physical Education
 - Athletic Training
 - Exercise Science
 - Fitness and Wellness Management
 - Public School Teaching K-12
- Recreation Management and Youth Leadership
 - Leisure Services Management
 - Therapeutic Recreation
 - Youth Leadership

HUMANITIES

- Chinese
- Chinese Teaching
- Classical Studies
- Comparative Literature
- English
- English Teaching
- French
- French Teaching
- German
- German Teaching
- Humanities
 - Art History, Classical Studies,
 - Comparative Literature, English, Foreign
 - Literature, History, Media Arts (Film),
 - Music, Philosophy
- Humanities Composite Teaching
 - English, French, German, History,
 - Japanese, Latin, Russian, Spanish
- Italian
- Japanese
- Japanese Teaching
- Korean
- Latin Teaching
- Linguistics
- Philosophy
- Portuguese
- Russian
- Russian Teaching
- Spanish
- Spanish Teaching
- Spanish Translation

DAVID M. KENNEDY CENTER FOR INTERNATIONAL STUDIES

- American Studies
- Asian Studies
- European Studies
- International Studies
- Latin American Studies
- Near Eastern Studies

MARRIOTT SCHOOL OF MANAGEMENT


- Accounting
- Management
 - Entrepreneurship
 - Finance
 - General Business
 - Human Resource Management
 - Insurance, Risk Management
 - and Financial Services
 - International Finance
 - International Marketing
 - Management Information Systems
 - Marketing
 - Operations Management
 - Public and Not-for-Profit
 - Retailing

NURSING

- Nursing

PHYSICAL AND MATHEMATICAL SCIENCES

- Biochemistry
- Chemistry (BA or BS)
- Chemistry Education
- Computer Science
- Earth and Space Science Education
- Engineering Geology
- Geology
- Mathematics
- Mathematics Education
- Physics
 - Physics, Applied
 - Computer Science
 - Selected Options
- Physics-Astronomy
- Physics Teaching
- Statistics
 - Actuarial Science, Biostatistics
 - Information Systems, Quality
 - Science
 - Statistical Science



The Wasatch Mountains provide a backdrop for Brigham Young University and add to the fun-loving atmosphere of this unique university. Just minutes away from high peaks and rugged terrain, students learn the advantages of getting out and experiencing mother nature. Whether it be mountain biking or snowshoeing, hiking a mountain meadow or experiencing the ski slopes with "the Greatest Snow on Earth", BYU students know the meaning of thrilling experiences. Activities abound off campus as well as on campus where arts and entertainment are first class. Because BYU is home to one of the most successful athletic departments in the nation, attending campus sporting events is an experience few universities can match. Whether it's packing the house for a volleyball game in the Fieldhouse or joining 65,000 people to watch the Cougars tackle another national powerhouse in LaVell Edwards stadium, or feeling the "magic" of the Marriott Center or experiencing the rush of a soccer goal at South Stadium, BYU stands apart.



Brigham Young University is located in Utah County. With a population of 400,000 people, Utah County offers all the conveniences of a major metropolitan community. Just 40 minutes south of Salt Lake City, the host of the 2002 Winter Olympics, Provo also offers various recreational activities. Known for its incredible skiing and central location to 15 national parks and monuments, Utah County attracts visitors from around the world.

The Utah Valley metropolitan communities of Provo and Orem are home to a growing high-tech mecca, including the world headquarters for many computer and technology corporations. The Provo/Orem area boasts one of the highest standards of living in the country.

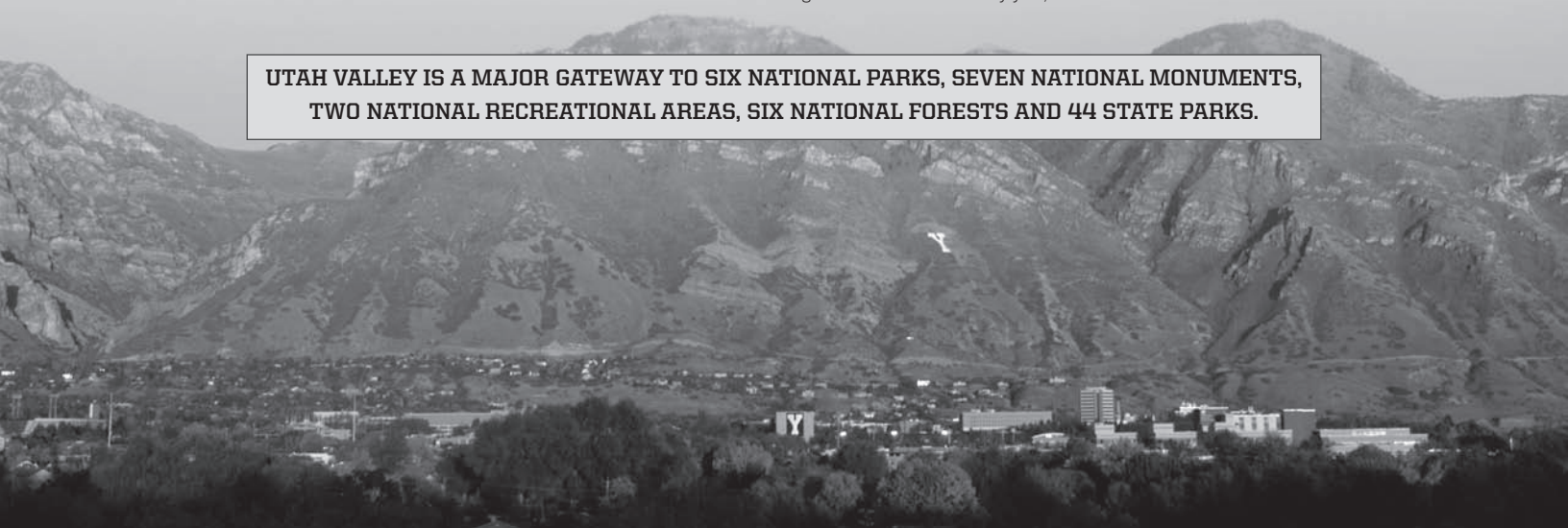
The Utah Valley area has also been ranked among the top 20 places to live in the nation (according to *Money Magazine*) for the past five years. In 2006, *Money*


Magazine rated the Provo-Orem area No. 3 on its list of the top 300 places in the nation to live, and *Forbes* rated Provo as the second-best place for business and career. *Fortune* magazine also considers Provo to be the "third high-tech cluster in the U.S."

The Sundance Institute, located in Provo Canyon, offers locals and visitors an opportunity to experience some of the region's artistic culture. Every year, some

20,000 people attend Robert Redford's Sundance Film Festival. Several films that premiered at the festival have been the recipients of Oscar, Emmy and International Film Festival awards. Sundance offers year-round activities that can be enjoyed by everyone, including its ski resort, summer outdoor theater, fine dining and shopping. Also nearby is the ski and summer resort city of Park City.

UTAH VALLEY IS A MAJOR GATEWAY TO SIX NATIONAL PARKS, SEVEN NATIONAL MONUMENTS, TWO NATIONAL RECREATIONAL AREAS, SIX NATIONAL FORESTS AND 44 STATE PARKS.





MARRIOTT
CENTER



BYU'S OUTSTANDING ATHLETIC TRAINING PROGRAM & FACILITIES




SAB ATHLETIC TRAINING ROOM



BYU's athletic training staff is responsible for the care of student-athletes from the time they arrive on campus, aiding in the prevention of injuries. When student-athletes do get injured, they are treated by one of the nation's most qualified athletic training staffs. The staff includes certified athletic trainers, a sports physical therapist, a team physician, team orthopedic surgeons and a wide variety of other medical specialists. BYU athletic trainers are concerned with much more than just improvement in the weight room. They are committed to improving the athletes' overall fitness and health. Thanks to outstanding training facilities, BYU's athletic training staff has helped the Cougars win championship after championship.

BYU's well-structured strength and conditioning program is playing an increasingly vital role in the success of collegiate basketball programs. Success begins with training. BYU recently built a new state-of-the-art strength and conditioning center as part of BYU's new Student Athlete Building.

The primary goal of the BYU program is to keep athletes healthy and prepared for competition by reducing their susceptibility to injury. BYU's strength and conditioning staff has experienced excellent results through its computer-analyzed combination of a strict weight and conditioning program, a carefully planned diet and sufficient rest.



ATHLETIC TRAINING FACILITIES



ATHLETIC TRAINING FACILITIES




SAB STRENGTH & CONDITIONING CENTER



INDOOR PRACTICE FACILITY



SAB STRENGTH & CONDITIONING SECOND FLOOR



BASKETBALL STRENGTH & CONDITIONING CENTER

As the head strength and conditioning coach, Jay Omer's wealth of experience and knowledge is helping shape BYU student-athletes into champions.

In early 2001 Omer came to BYU after spending eight years at Georgia Tech. Since that time he has revolutionized BYU's strength and conditioning program and helped student-athletes reach higher.

As director of strength and conditioning, Omer is responsible for the development and implementation of training programs for athletes in all of BYU's 21 intercollegiate sports. Conditioning encompasses all facets of physical performance. From speed and quickness to cardiovascular endurance and brute strength, Omer creates programs designed to increase them all. Training programs are sport-specific and position-specific within each sport, allowing athletes to focus on what they need to succeed in their individual competitive endeavors.

Each game, each time down the court can be decided by who tires first. Week in and week out, players give and take a beating and are expected to come back for more of the same the next week. Less than a year after his arrival, Omer's subjects were seeing huge returns on their investment. Most players had increased their personal lifts 15-25 percent.

Not only does the conditioning program improve each player as an individual, but it also improves the team as a whole.

Working and sweating with each other in the weight room helps bring the players together. Seeing each person sacrifice and succeed in the offseason builds a camaraderie that carries over to the court as players work to make each other and the team better.

The results BYU players have realized have come from dedication and sacrifice. It's a time-consuming and often painful process in which athletes push themselves to higher levels of performance, and Omer is there to watch over them the whole time.



JAY OMER
Head Strength & Conditioning Coach



JUSTIN MCCLURE
Associate Head Strength & Conditioning Coach

Arriving at the gym before most people are out of bed and staying until long after most people have gone home for the night, Omer takes the success of BYU athletes very seriously. It's his job to make sure the players are strong enough to achieve one more victory, one more title, one more triumph.

"I like to see kids work hard, make something of themselves and improve their abilities. That's the joy of this job. We believe a team can only be successful if it prepares well and has team chemistry. You can have a team of super stars, but I'd rather have a team with less talent that works hard, cares about each other, has team chemistry and will go to war because they believe in each other. That's what it's all about, and that's what we're trying to get done here."

— Jay Omer,
BYU Head Strength & Conditioning Coach



“BYU IS A PREMIER UNIVERSITY THAT NEEDS PREMIER FACILITIES. THIS COMPLEX IS ANOTHER COMPONENT IN MAINTAINING OUR NATIONAL SUCCESS IN BOTH ATHLETICS AND ACADEMICS.”

– Steve Young (BYU '83) NFL MVP 1992, 1994



Athletic Conference Room



Team Meeting and Video Room



Student Athlete Computer Center



Student Athlete Academic Center foyer

Completed in December 2003, the 126,300 square-foot Student Athlete Building (SAB) is home to the BYU Athletic Department.

This state-of-the-art facility is also home to Legacy Hall - a three-story museum/hall of fame celebrating more than 100 years of BYU Athletics. The SAB houses the student-athlete academic center, a two-story strength and conditioning center, training facilities, an equipment room, conference rooms, offices for the football coaches and men's and women's athletic administration offices, the Cougar Club, the football locker room and meeting rooms for the team. Legends Grille restaurant and Legacy Hall are areas where fans as well as athletes can congregate.

TRAINING FACILITIES

Sponsored by Dynatronics, this area features a rehabilitation room and a hydro area with a cold pool, a hot tub with power jets, a treadmill pool with two cameras and a doctor's office. Trainers provide electrical stimulation and ultrasound treatments as well as bikes, treadmills and Cybex machines.

The weight room is two stories and has windows built all around to provide a view of the practice field. The locker room, patterned after the NFL's Philadelphia Eagles, is 75 yards long. There is a reha-

STUDENT ATHLETE BUILDING QUICK FACTS

- SQUARE FOOTAGE:** 126,300 feet
- HIGHEST POINT OF ROOF:** 60 feet (outside)
- DEPTH OF BUILDING:** 160 feet
- WIDTH OF BUILDING:** 370 feet
- FIRST FLOOR:**

The first floor of the Student Athlete Center is 48,000 square feet and includes the following: athletic legacy hall, nutrition center, strength and conditioning complex, athletic training, lockers and an issue room.

SECOND FLOOR:

The second floor is 28,000 square feet and includes coaches' offices, team meeting rooms, nutrition center (second level) and the second level of the strength and conditioning complex.

THIRD FLOOR:

The third floor is 25,000 square feet and includes the student-athlete academic center, Cougar Club offices, Varsity Club offices and administrative offices.

bilitation room, and three whirlpools adorn the complex. There is a special locker room for former BYU players who want to train in Provo during the offseason and a special office for professional scouts.

In Legends Grille, BYU's sports-themed restaurant, fans, coaches and athletes can view 11 plasma TV screens, a ticker tape with world-wide sports scores and specialty events on a projection screen while grabbing a tasty bite to eat.






BYU'S STUDENT ATHLETE BUILDING STATE-OF-THE-ART FEATURES INCLUDE:

- Student Athlete Academic Center
- Strength and Conditioning Center
- Nutrition Center and Restaurant
- Training Facilities
- Team Meeting Rooms and Video Conference Rooms
- Football Offices
- Athletics Legacy Hall (Hall of Fame)
- Football Locker Rooms
- Equipment Room
- Athletic Administration Offices
- Video Facilities
- Jamba Juice Cafe



LEGACY HALL DISPLAYS



AERIAL VIEW OF SMITH FIELDHOUSE (BOTTOM LEFT), STUDENT ATHLETE BUILDING (RIGHT), INDOOR FACILITY (CENTER LEFT)



Legends Grille: BYU's sports dining center on the first and second floors of the Student Athlete Building



MARRIOTT CENTER MAGIC

BYU'S HOMECOURT IS ONE OF THE NATION'S BEST BASKETBALL ARENAS


BYU's 22,700-seat basketball arena is truly a hoop heaven. There is no place quite like it in college basketball. Over the past 37 years, the Marriott Center has been home to the thrills and cheers of BYU basketball. With a history full of game-winning shots, slam dunks and some of the nation's top attendance marks, the Marriott Center's 22,700 seats have allowed BYU fans to see plenty of excitement since the facility's opening game on December 3, 1971.

The Marriott Center is named for successful Utah businessman J. Willard Marriott and is the third-largest on-campus arena in the country behind Syracuse's Carrier Dome (33,000) and Tennessee's Thompson-Boling Arena (24,525).

The Cougars have a .783 winning percentage in the Marriott Center over its 37 seasons. BYU has gone 110-10 in the Marriott Center over the past eight years, boasting the nation's longest home victory streak over parts of the 2002, 2003, 2007 and 2008 seasons. The Cougars enter the 2009 season with the country's longest home win streak at 47 games. Some great games have been played in the Marriott Center, including Danny Ainge and company's 19-point shellacking of No. 7 Utah in 1981 before the Cougars' run to the Elite Eight in the NCAA Tournament. In 2002, BYU put on an incredible run to erase a 21-point second-half deficit and defeat Utah 63-61, helping preserve a perfect 16-0 home record. The Cougars played their 500th game in the Marriott Center on Feb. 22, 2006, against league-leader San Diego State, putting together a thrilling 59-point second-half performance on the way to a 100-90 win.

The top three attendance games in the history of the Mountain West Conference have all been played in the Marriott Center. BYU has ranked in the top 25 nationally in paid attendance every year but four since the Marriott Center opened. The Cougars have led the nation three years, finished second four times and been among the top five attendance leaders 19 times over the past 37 years.

In 1972, 1977, 1979 and 1982, BYU hosted NCAA Regionals. The 1988 Western Athletic Conference Tournament was also held in the Marriott Center. In addition to the fans it draws for basketball, capacity crowds have filled the arena for devotionals, commencement exercises, concerts and pageants. As a sports venue, it has also accommodated BYU tennis, wrestling, volleyball and gymnastics contests as well as NBA exhibition games.



... they are unbeatable in the Marriott Center in Provo . . . I'm telling you what, the BYU student section has been ranked No. 1 in my book all season long out of all the places I've been . . . They are outstanding as a group.

- Jimmy Dykes, ESPN Basketball Analyst





BYU has outscored its opponents 9,193-7,351 while achieving a 110-10 home record over the past eight seasons. The Cougars' average winning margin over that span is 15 points.

MARRIOTT CENTER TOP CROWDS

ATT.	OPP.	DATE	BYU	OPP
23,106	Utah	Mar. 7, 1981	95	76
23,084	Utah	Jan. 12, 1980	89	72
23,042	Illinois	Nov. 30, 1979	76	86
23,037	Utah St.	Dec. 27, 1980	104	89
23,025	Air Force	Jan. 18, 1992	66	45
23,023	UCLA	Nov. 26, 1982	82	85
23,006	Utah	Feb. 17, 1979	76	50
22,998	UNM	Feb. 25, 1978	66	71
22,987	Utah	Feb. 3, 1973	89	73
22,985	CSU	Feb. 26, 1972	105	85
22,983	Wyoming	Jan. 24, 1981	84	70
22,977	La Salle	Dec. 29, 1987	95	82
22,953	CSU	Feb. 24, 1979	66	61
22,937	UTEP	Feb. 5, 1972	57	53
22,936	Utah	Mar. 5, 1983	62	64
22,929	Utah	Jan. 15, 1982	74	51
22,918	Utah St.	Jan. 7, 1978	85	84
22,893	Utah St.	Jan. 22, 1972	101	82
22,891	SDSU	Feb. 3, 1979	88	80
22,889	UNLV	Dec. 5, 1981	63	66
22,812	Utah	Mar. 3, 2007	85	62
22,718	Utah	Mar. 1, 2004	70	57
22,702	CSU	Mar. 8, 2003	67	55
22,700	Air Force	Jan. 27, 2007	61	52
22,580	Utah	Jan. 15, 2000	49	56
22,580	UNLV	Feb. 16, 2008	74	48



MARRIOTT CENTER YEARLY ATTENDANCE

Year	Games	Record	Total	Avg.
07-08	16	16-0	216,295	13,518
06-07	17	17-0	205,243	12,073
05-06	15	14-1	166,037	11,069
04-05	14	6-8	148,860	10,633
03-04	13	13-0	198,906	15,300
02-03	14	13-1	202,556	14,468
01-02	16	16-0	213,952	13,372
00-01	15	15-0	235,575	15,705
99-00	16	14-2	247,120	15,445
98-99	14	9-5	194,810	13,915
97-98	14	4-10	170,901	12,207
96-97	14	1-13	236,523	16,895
95-96	15	11-4	269,730	17,961
94-95	14	14-0	263,730	18,838
93-94	16	14-2	301,995	18,875
92-93	14	13-1	286,596	20,471
91-92	15	14-1	264,869	17,658
90-91	16	10-6	279,660	17,479
89-90	15	15-0	286,779	19,119
88-89	15	10-5	272,235	18,149
87-88	18	16-2	363,602	20,200
86-87	14	10-4	265,140	18,939
85-86	16	12-4	265,158	16,572
84-85	14	9-5	213,628	15,259
83-84	15	14-1	321,714	21,448
82-83	15	9-6	304,137	20,276
81-82	16	11-5	339,586	21,224
80-81	13	13-0	292,580	22,505
79-80	14	12-2	300,713	21,479
78-79	14	14-0	277,020	19,787
77-78	13	9-4	223,216	17,171
76-77	12	6-6	174,588	14,632
75-76	12	7-5	168,136	14,011
74-75	15	9-6	185,940	12,396
73-74	10	6-4	162,510	16,251
72-73	14	11-3	263,523	18,283
71-72	12	12-0	261,815	21,818
Totals	535	419-116	8,845,070	16,533


• The above totals reflect paid public and student attendance from 1971-72 through 1996-97. Paid public but actual student attendance is reflected from 1997-98 through the present.

TOP NATIONAL COLLEGE ARENAS

1. Syracuse (N.Y.), Carrier Dome, 33,000
2. Tennessee, Thompson-Boling Center, 24,525
3. Kentucky, Rupp Arena, 23,000 (off campus)
4. BYU, Marriott Center, 22,700
5. North Carolina, Dean Smith Center, 21,572

TOP UTAH ARENAS

1. BYU, Marriott Center, 22,700
2. Utah Jazz, Delta Center, 20,000
3. Utah, Jon M. Huntsman Center, 15,000
4. Weber State, Dee Events Center, 12,000
5. Utah State, Spectrum, 10,270
6. The "E" Center, 10,207
7. Utah Valley, McKay Events Center, 8,000
8. Southern Utah, Centrum, 5,300
9. Dixie College, Burns Arena, 5,200



BYU has consistently ranked among the national attendance leaders, averaging 16,533 fans in the 37-year history of the Marriott Center. The Cougars averaged 13,518 fans in 2007-08 to rank 21st nationally, including a crowd of 22,580 fans who watched BYU dismantle UNLV, 74-48 on Feb. 16. The Cougars outdrew the regular-season conference champions of 26 of the nation's 30 other conferences as well as all but Arizona in the Pac-10 Conference, all but two teams in the Big 12 and Southeastern Conferences and over half of the teams in the Atlantic Coast, Big 10 and Big East Conferences.

The Cougars have gone 110-10 at home over the past eight years. BYU is currently riding a school-record 47-game home win streak, which is the longest active home victory streak in the nation. The Cougars set the program record with their 67-59 win over Utah in the Marriott Center on Feb. 20, their 45th-straight home win. The Cougars were 16-0 at home last year and won 17 home games the previous season after going 14-1 at home in 2005-06. BYU's last home loss was in the 2005-06 season opener against Loyola Marymount. BYU has since won 23 straight over nonconference opponents and 24 consecutive over MWC foes. BYU's last league loss at home was its season finale in 2005 to UNLV. BYU is 419-116 (.783) all-time in the Marriott Center, and Cougar head coach Dave Rose is 47-1. Prior to the current streak, BYU's longest homecourt victory streak was 44 games from Feb 19, 2000 to Jan 16, 2003.

BYU also owned one of the country's longest nonconference home winning streaks over the last seven years, defeating 40 straight non-league opponents in the Marriott Center. The streak began with a 61-59 win over Utah State on Jan. 2, 1999. Prior to the end of the streak, which came on Nov. 27, 2005 with a 64-67 loss to California, the Cougars had not lost a nonconference home game since Dec. 19, 1998, ironically a 70-71 setback to the Golden Bears. The Cougars have also achieved top nonconference wins on neutral courts with victories over nationally ranked opponents Louisville (2007-08), Oklahoma State (2003-04) and Stanford (2001-02).

BYU IN NCAA ATTENDANCE RANKINGS SINCE THE OPENING OF THE MARRIOTT CENTER

YEAR	RANKING	ATTENDANCE	YEAR	RANKING	ATTENDANCE
1972	1st	21,818	1996	6th	17,961
1973	1st	18,579	1997	7th	16,895
1974	1st	16,251	1998 ^	26th	12,207
1975	9th	12,563	1999 ^	20th	13,915
1976	3rd	14,011	2000 ^	13th	15,445
1977	4th	14,632	2001 ^	11th	15,705
1978	3rd	17,168	2002 ^	21st	13,372
1979	2nd	19,787	2003 ^	17th	14,468
1980	2nd	21,480	2004 ^	11th	15,300
1981	2nd	22,506	2005 ^	34th	10,633
1982	2nd	21,224	2006 ^	30th	11,069
1983	3rd	20,264	2007 ^	30th	12,073
1984	3rd	21,448	2008 ^	21st	13,518
1985	7th	15,259			
1986	5th	16,572			
1987	4th	18,939			
1988	5th	20,200			
1989	6th	18,149			
1990	5th	19,119			
1991	6th	17,479			
1992	5th	17,658			
1993	3rd	21,185			
1994	6th	18,875			
1995	5th	18,838			

Source: NCAA (note: BYU did not report paid attendance from 1998-2002. Rankings for those years reflect where the Cougars would have been listed in the rankings.)

^ Unlike prior seasons when student tickets were sold, total paid student attendance is not reflected in average attendance because of the All-Sport Card program.



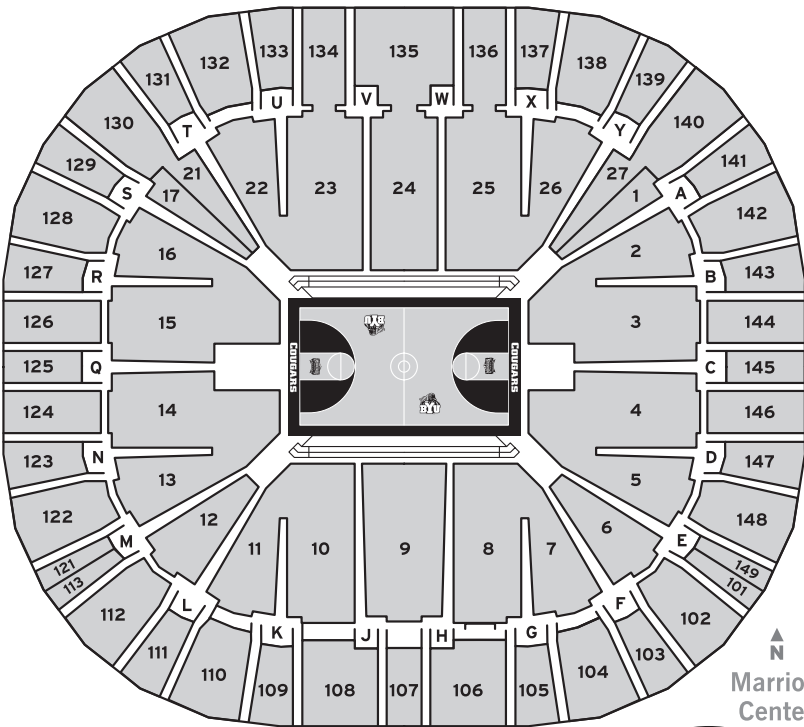
Since the Marriott Center opened 37 years ago, Cougar fans have watched BYU compile a 419-116 record, a .783 winning percentage.

The Marriott Center covers three acres and encloses eight million cubic feet. There are approximately 10,100 chair seats with the balance being bleacher seats. About 40 percent of the seats are below the concourse level. The distance around the concourse level is a quarter of a mile.

The roof, which is the size of two football fields placed side-by-side, is 10 stories high and has 50,000 bolts in it. The four-million pound roof was constructed first at ground level, then raised 38 feet. There are seven locker rooms, a President's room, two reception rooms, press and interview rooms, men's and women's team rooms and a training room.

Improvements to the exterior and interior took place in 2007, including glass exterior walls and new lighting. In 2006 the original suspended floor, installed in 1971, was replaced with a Connor Uniforce floor and seismic upgrades took place. Fittingly, the last game played on the original floor featured the jersey retirement of Cougar great Kresimir Cosic, who played in BYU's first game in the Marriott Center. An additional floor upgrade was installed in 2007.

"The Marriott Center is one of the top five places to play in the country, not just because of its size, but because its facilities are fantastic," said former UTEP head coach Don Haskins, the subject of the 2006 film Glory Road. "If there is a better arena, I haven't seen it."




Marriott Center



ARE YOU READY

The BYU football team continued to dominate in 2007, recording its second-straight outright MWC title behind another perfect 8-0 conference season. Following a 17-16 victory against UCLA in the Las Vegas Bowl, the Cougars ended the season with a No. 14 national ranking, the program's highest finish in 11 years.



2007-2008 ATHLETIC DOMINANCE

BYU TEAM	CONF. FINISH	NCAA FINISH
M-Basketball	1st	24th
W-Basketball	5th	NA
M-Volleyball	T-1st	3rd
W-Volleyball	2nd	T-5th
W-Soccer	1st	NA
Baseball	5th	NA
Football	1st	14th
Softball	2nd	41st
W-Cross Country	1st	25th
M-Cross Country	1st	22nd
Gymnastics	5th*	NA
W-Track (indoor)	3rd	46th
M-Track (indoor)	1st	26th
W-Track (outdoor)	2nd	46th
M-Track (outdoor)	1st	42nd
M-Golf	3rd	NA
W-Golf	2nd	31st
W-Swimming	1st	31st
M-Swimming	1st	23rd
M-Tennis	3rd	NA
W-Tennis	5th	NA

* Regional Finish

AMONG THE VERY BEST

BYU's 10 NCAA team championships, 1,097 All-Americans and 306 conference championships have created a tradition of excellence. The Cougars consistently rank among the nation's top-25 athletic departments according to the NACDA Directors Cup standings, which measures the overall performance of athletic departments. BYU's 21 athletic teams continually establish themselves among the top teams in the nation.

NATIONAL CHAMPIONSHIPS

Men's Volleyball	2004
Women's Cross Country	2002
Women's Cross Country	2001
Men's Volleyball	2001
Women's Cross Country	1999
Men's Volleyball	1999
Women's Cross Country	1997
Football	1984
Men's Golf	1981
Men's Track	1970

NACDA DIRECTOR'S CUP

1996-97	16th
1997-98	18th
1998-99	12th
1999-00	18th
2000-01	17th
2001-02	23rd
2002-03	45th*
2003-04	29th*
2004-05	27th
2005-06	31st
2006-07	26th
2007-08	41st

Since the Director's Cup began in 1996, BYU is the top non-BCS all-around athletic department in the nation

* Men's Volleyball's first and second-place NCAA finishes not counted toward score





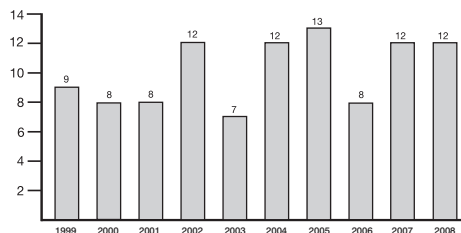
TO BE A CHAMPION?



MEN'S BASKETBALL

In 2007-08, the Cougars secured their second consecutive MWC regular-season title and earned another appearance at the NCAA Tournament. Led by MWC Co-Player of the Year Lee Cummard, BYU recorded the second-best record in program history with a 27-8 finish.

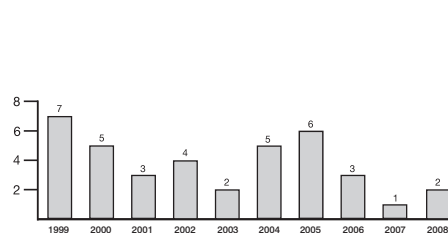
BYU TEAMS IN NATION'S TOP 25



A DECADE OF SUCCESS

BYU's 21 athletic teams consistently rank among the best in nation. The past nine years have brought numerous successes in Cougar athletics. BYU teams have finished their respective seasons ranked in the nation's top 25 on 89 occasions and in the nation's top 10 on 37 different occasions. During that span, BYU averages 9.9 top-25 finishes and four top-10 finishes each year. BYU has also produced six national champions in the last decade. In

BYU TEAMS in NATION'S TOP 10



the nine-year history of the Mountain West Conference, the Cougars have won 109 of 258 conference championships. That is nearly 45 percent of all championships, or more than all other conference schools combined. During the 2006-07 season BYU won a championship in all but five sports (14 of 19). For the sixth-straight season, BYU teams claimed at least eight MWC Championships in 2007-08.



CROSS COUNTRY

In 2007 the BYU men overcame obstacles both on and off the course to earn a 22nd-place finish at the NCAA National Championships and secure their fourth-consecutive MWC title. BYU's women's team owns four national titles (1997, 1999, 2001, 2002).

SOFTBALL

The Cougars once again earned statement victories against top opponents, including a win over No. 13 North Carolina at the NCAA Regional. 2008 marked the team's fourth-straight NCAA Regional Tournament appearance.



MEN'S VOLLEYBALL

Russell Holmes and Ivan Perez both received their third All-America honor as the Cougars closed out the 2008 season with a 25-5 record and No. 3 national ranking. BYU has won three national titles (1999, 2001, 2004).



WOMEN'S VOLLEYBALL

Led by All-Americans Chelsea Goodman and Rachel Dyer, the Cougars posted an impressive 24-8 record in 2007, reaching the Elite Eight of the NCAA Tournament and finishing with a No. 12 national ranking. As a senior, Goodman set the MWC career double-double record with 57.

MEN'S TRACK AND FIELD

The Cougars continued their tradition of success in 2008, winning their 11th-straight league title, including nine straight MWC championships. Leif Arrhenius earned a fourth-place finish at the 2008 NCAA Track & Field Championships.



SOCCER

After capturing the MWC Tournament Championship, the Cougars made their 10th appearance in the NCAA Tournament in 11 years. All-American Katie Larkin (No. 18) led BYU with a team-high 15 goals on the season.



THE COUGAR FIGHT SONG

Brigham Young University
By Clyde D. Sandgren, '32


Rise all loyal Cougars and hurl your challenge to the foe.
We will fight, day or night, rain or snow.
Loyal, strong, and true Wear the white and blue.
While we sing, get set to spring. Come on Cougars it's up to you. Oh!

Chorus: Rise and shout, the Cougars are out along the trail to fame and glory.
Rise and shout, our cheers will ring out
As you unfold your vict'ry story.
On you go to vanquish the foe
for Alma Mater's sons and daughters.
As we join in song,
in praise of you, our faith is strong.
We'll raise our colors high in the blue
And cheer our Cougars of BYU.

THE OLD OQUIRRH BUCKET

The Old Oquirrh Bucket (named after the Oquirrh Mountains to the west of Salt Lake City) is the symbol of in-state basketball supremacy in Utah. Each year the trophy is awarded to the in-state college team (Utah, BYU, Southern Utah, Utah State and Weber State) which has the best won-loss record against in-state competition. BYU has claimed the Bucket nine times since its inception, including the last two seasons. Following are the winners since the trophy was born in the 1974-75 season:

1974-75	Utah State	1992-93	Weber State
1975-76	Utah State	1993-94	BYU
1976-77	Weber State	1994-95	Utah
1977-78	Utah	1995-96	Utah
1978-79	BYU	1996-97	Utah
1979-80	BYU	1997-98	Utah
1980-81	Utah	1998-99	Utah
1981-82	BYU	1999-00	Weber State
1982-83	Utah State	2000-01	BYU
1983-84	Utah State	2001-02	Utah State
1984-85	Utah State	2002-03	Utah
1985-86	Weber State	2003-04	Utah
1986-87	BYU	2004-05	Utah State
1987-88	Utah	2005-06	Utah
1988-89	Utah	2006-07	BYU
1989-90	Utah	2007-08	BYU
1991-92	BYU		



THE DESERET FIRST DUEL

In 2007-08 BYU and the University of Utah formally began a rivalry series named the Deseret First Duel presented by Deseret First Credit Union. The rivalry series includes competition in the 12 sports in which the two universities compete head-to-head during regular-season play. The Deseret First Duel uses a system that awards points to the winner of each head-to-head competition. Points won by the individual sports will count toward each school's overall total. At the conclusion of each school year, a granite traveling trophy is awarded to the overall rivalry series champion. In the first year of the competition BYU took home the bragging rights with a 34-30 victory.



THE COUGAR FAN

Whether a home game or a road contest in a distant arena, BYU fans are faithful to the Cougar cause. Rain or shine, Cougar fans follow their team and are among the best fans in the nation.



THE VICTORY BELL


The original Y bell traveled across the plains with the early pioneers of The Church of Jesus Christ of Latter-day Saints and was used to call meetings among the saints and to announce any deaths in the community. Donated to the Brigham Young Academy in 1875, it was used to begin and dismiss classes until it was destroyed in a fire in 1884. The Academy went without a bell for the next 28 years, using instead a variety of instruments as a class bell.

Several overzealous students climbed the tower and vigorously beat upon the bell until it cracked after a 1949 basketball win over Utah. The bell was repaired and mounted on a trailer to travel with the teams to away games. The bell was stolen in 1958 only to be found six months later in nearby Springville. The theft prompted the construction of a bell tower on BYU's upper-campus overlooking the Smith Fieldhouse.

In 1978, the bell was moved to its current home on the southwest corner of the Marriott Center. The open arch tower was designed by BYU landscape architect Boyd Dawler and is made of the same cast stone as the exterior pillars of the Marriott Center. Although the old bell tower above the Smith Fieldhouse no longer stands, the massive steel I-beams that supported the tower have now been converted into the strongest park benches in the Intermountain West.

Over the years the ringing of the bell has come to represent honor, achievement and spirit, and has inspired several poems and songs from BYU faculty and alumni. Clyde D. Sandgren, who composed the Cougar Fight Song, penned a verse that was sung at the dedication of the upper-campus bell tower. As BYU victories have become more and more commonplace in recent decades, the ringing of the "Y bell" after each win has renamed it the "Victory Bell."

BYU's basketball team rings the victory bell after the Cougars' victory over Wyoming to claim its second-consecutive Mountain West Conference Championship. The bell is rung after every BYU victory for each of its athletic teams.





BYU student-athletes are seeking to excel academically and athletically and are preparing for life after they graduate. The transition into university life can be challenging for any student. This is especially true for student-athletes who are expected to be good students and outstanding athletes. They are also under obligation to understand and comply with a variety of NCAA rules and regulations in order to be eligible to compete. The Student Athlete Academic Center was created to provide a place where student-athletes can receive support and resources as they pursue their goals.



E.J. CAFFARO
SAAC Director

One of the main priorities of the Center is to assist student-athletes as they transition into the BYU culture and the world of college athletics. Student-athletes are assigned an academic advisor to help them register for classes and monitor their progress toward graduation. The advisor is the contact person for student-athletes who have academic or eligibility questions and concerns.

ACADEMIC ADVISEMENT

The main focus of the Student Athlete Academic Center is to help student-athletes graduate on time. To achieve this goal, academic advisement is provided to all student-athletes. Advisors are available to help student-athletes register for classes, monitor athletic eligibility, secure tutorial help and provide on-going support and encouragement. The academic advi-

sors assist student-athletes by having them set weekly and semester goals, teaching them time management and academic success strategies and helping them communicate effectively with their professors. Advisors also assist the coaching staff in monitoring the day-to-day progress of student-athletes who struggle academically.

TUTORING

Personal tutors are available for every student athlete through the Student Athlete Academic Center with funds made available by the Cougar Club. Tutors are hired to tutor multiple subjects. To obtain a tutor, student-athletes may contact their academic advisor.

MENTORS

Mentors are available for any student-athlete through the Student Athlete Academic Center. Incoming freshmen will be assigned a mentor for their first semester. Mentors are most often fifth-year student-athletes or graduate students. Mentors provide time management help, study skills, test taking tips, help adjusting to college, etc.

COMMITMENT TO ACADEMIC EXCELLENCE


A primary goal of the Student Athlete Academic Center is to ensure that every student-athlete graduates with a Bachelor's degree in his or her chosen field of study. To achieve this goal, the Center provides a team advisor as part of the comprehensive academic support program. Each athlete has regular visits with his/her team advisor who assists with registration and monitors progress toward graduation.

COMMITMENT TO PERSONAL DEVELOPMENT

Student Athlete Academic Center personnel are also active in teaching classes designed to promote leadership, emotional well-being, personal growth and decision-making skills. Student-athletes are taught about some of the unique issues they face in the world of college athletics and how to thrive in the university setting and beyond.

COMMITMENT TO CAREER DEVELOPMENT

A career specialist is available to assist student-athletes with a variety of career issues. They receive help in choosing a major, building their resume, establishing a career network and preparing for their transition from college athletics into the world of work. These services are available through individual consultation, workshops, computer programs and University courses. Career exploration and career transition classes are highly recommended to all student-athletes. Internship and employment opportunities are also made available through the Career Network, which is made up of Varsity Club and Cougar Club members.



SERVICES AVAILABLE IN THE STUDENT ATHLETE CENTER INCLUDE:

- Academic Advising
- Career Counseling and Testing
- Community Service Opportunities
- Computer Lab
- Group Study Sessions
- Laptop Computers
- Leadership Opportunities (Cougar Council)
- Mentoring
- Sport Psychology
- Study Facilities
- Tutoring



BOB & CINDY WAKEFIELD
Service Coordinators

For more information about the BYU Student Athlete Academic Center, go to: http://www.byucougars.com/student_academic_center/



JIM HAMBLIN
Football Academic Coach



JAMAL WILLIS
Academic Advisor



RON CHAMBERLAIN
Assistant SAAC
Director/Psychologist



SANDY THOMAS
Academic Advisor



LISA SWENSON
Academic Advisor



JEFF TOWNSEND
Champs/Life Skills



ANNIE JACOBS
Administrative Assistant



THE BRIGHAM YOUNG UNIVERSITY ATHLETICS DEPARTMENT IS COMMITTED to abiding by all National Collegiate Athletic Association (NCAA) and Mountain West Conference (MWC) rules and regulations. The BYU Compliance Office seeks to assist administrators, coaches, faculty, student-athletes and representatives of the University's athletics interests in understanding the rules and regulations of NCAA athletic participation. Early and frequent education is a key component of compliance to all rules and regulations.

ARE YOU A REPRESENTATIVE OF BYU'S ATHLETICS INTERESTS (BOOSTER)?

If any of these apply to you, then you are a booster:

- Been a member of Cougar Club or any other group that supports athletics;
- Made any financial contributions to the athletics department;
- Provided benefits, such as summer jobs, to enrolled student-athletes or their families;
- Been a season ticket holder; or
- Been involved in promoting BYU's athletics program in any way.

RECRUITING DO'S AND DONT'S

Only BYU coaches may be involved in the recruiting process. Boosters may not make any recruiting contact with prospective student-athletes (prospect or recruit). Boosters are prohibited from the following:

- DO NOT telephone, write or make in-person contact with a prospect for recruiting purposes.
- DO NOT contact a prospect's coach, principle or counselor in an attempt to evaluate the prospect.
- DO NOT become involved in making arrangements for a prospect, the prospect's relatives or friends to receive money or financial aid of any kind.

- DO NOT visit a prospect's school to acquire films or transcripts in an attempt to evaluate the prospect's academic or athletics eligibility.
- DO NOT have contact with a prospect, their relatives or friends during any of their visits to BYU's campus.
- DO NOT contact student-athletes enrolled in other four-year institutions regarding the possibility of transferring to BYU.

Even though there are many rules prohibiting your involvement with prospects and the recruiting process, as a booster you are permitted to do the following:

- Notify BYU coaching staff about noteworthy prospects in your area.
- Attend a prospect's athletics event on your own initiative, provided no contact with the prospect, the prospect's parents or coach occurs.
- Continue existing friendships, provided solicitation of a prospect's enrollment does not occur.

WHAT IS AN EXTRA BENEFIT?

An extra benefit is any special arrangement by an institutional employee or booster to provide a prospect, student-athlete or their relatives or friends a benefit not expressly authorized by the NCAA.

Examples of impermissible "extra benefits" include, but are not limited to:

- providing cash, loans or co-signing for a loan
- gifts of any kind
- special discounts for goods and services
- the use of an automobile
- free or reduced-cost services, purchases or rentals
- entertainment on or off-campus
- free or reduced-cost rent or housing

STUDENT-ATHLETE EMPLOYMENT

Student-athletes may have a job during the academic year, but information must be provided to the Compliance Office.

NCAA Bylaw 12.4.1:

Compensation may be paid to a student-athlete:

- Only for work actually performed; and
- At a rate commensurate with the going rate in that locality for similar services.

Also, student-athletes may not be hired because of their athletic ability or reputation.

ASK BEFORE YOU ACT!

QUESTIONS?

The above information is a brief overview of Compliance and rules pertaining to boosters and their interactions with prospective student-athletes. For more information or any questions, please contact the Compliance Office or visit our website at www.byucougars.com/compliance.

CHAD GWILLIAM
 Director of Compliance
 801-422-1875
chad_gwilliam@byu.edu

ADAM SANFT
 Compliance Coordinator
 801-422-2047
adam_sanft@byu.edu

JENNIFER FUNKHOUSER
 Compliance Assistant
 801-422-6962
jenfunk@byu.edu



With the donations and support of nearly 5,000 members nationwide, the Cougar Club has helped BYU build one of America's strongest collegiate athletic programs. Through its fund-raising and promotional mission, the Cougar Club is ensuring the future success of BYU athletics.

Loyal Cougar Club members across America are building the foundation for BYU's future athletic victories. The changing nature of collegiate athletics means that to compete at the highest levels, BYU must raise more money every year. The costs associated with being one of the nation's top programs continue to rise dramatically. With that challenge in mind, the support of the Cougar Club and its members becomes an even more important key to the future growth of BYU athletics.

"The BYU donors and fans make all the difference," says Cougar Club Executive Director Michael Middleton. "For our teams to continue to achieve national prominence, the Cougar Club needs to continue to grow."

"FOR MORE THAN THREE DECADES, THE COUGAR CLUB HAS BEEN THE LIFE BLOOD OF BYU

ATHLETICS. BYU IS GRATEFUL FOR THE CONTRIBUTIONS THAT MAKE COUGAR ATHLETIC POSSIBLE."

FUNDING

Cougar Club donations are used for many vital projects, including:

- Funding the entire athletic program's recruiting expenses, helping BYU coaches to attract some of the world's premier athletes to Provo, Utah.
- Building new facilities including the Indoor Practice Facility, Student Athlete Building and Miller Baseball/Softball complex.
- Supporting the Student Athlete Academic Center, which includes sponsoring academic tutoring for student athletes, providing laptop computers for the athletes to use when traveling and sustaining an endowment that provides spring/summer and post-eligibility scholarships that assist current and former athletes to finish their degrees.

MEMBER BENEFITS

There is a Cougar Club membership level for every fan who wants to help BYU continue to build a strong athletic tradition. Individuals and businesses annually make tax-deductible Cougar Club contributions of between \$50 and \$1,000 based on their financial ability to give and the athletic benefits they want to receive. To acknowledge the generosity of Club members, the athletic department makes a number of benefits available to Club members, including priority seating, parking passes and Club events. However, the greatest benefit of membership is knowing that the Cougar Club is helping BYU athletics

COUGAR CLUB BENEFITS

- Seating priority for home and away sporting events, bowl games and postseason tournaments
- Tax deduction
- Parking passes
- *Cougar Club Newsletter* and athletic publications
- Monthly luncheons with BYU coaches and athletes
- Invitation to annual Y-Awards Banquet
- Privileges for Club events and Club travel
- Annual "Meet the Team" football reception
- Discounts on exclusive BYU merchandise and commemorative memorabilia



REASONS TO SUPPORT BYU AS A COUGAR CLUB MEMBER

1. With costs increasing more rapidly than ticket revenue, additional support is necessary to maintain a full athletic agenda.
2. Vital Cougar Club funds help maintain a strong athletic department.
3. BYU's athletic success is dependent on its ability to recruit outstanding student-athletes. Cougar Club provides the essential resources to bring recruits to campus for recruiting visits and to send coaches on the road for recruiting trips.
4. Cougar Club funds strengthen the women's athletic program, helping it to achieve equality with other established programs.
5. Cougar Club funds help to provide the best facilities possible.
6. A strong athletic program provides opportunities for talented young people to develop their full potential.
7. A winning athletic program brings positive state and national recognition to Provo and enhances the local business climate and quality of life.

Become a member by contacting us at (801) 422-2583 or 1-800-426-4298, or by e-mail at cougarclub@byu.edu.



THE GREATEST BENEFIT OF YOUR COUGAR CLUB MEMBERSHIP IS KNOWING THAT YOU ARE HELPING BYU ATHLETICS BECOME ONE OF THE NATION'S BEST COLLEGIATE PROGRAMS.

**WWW.COUGARCLUB.COM
1-800-426-4298**

continue to be one of the nation's top collegiate athletic programs.



CECIL SAMUELSON

University President

Cecil O. Samuelson began his work as the 12th president of Brigham Young University on May 1, 2003.

President Samuelson is a Salt Lake City native who has served at the University of Utah as professor of medicine, dean of the School of Medicine and vice president of health sciences. Prior to his call as a full-time General Authority of The Church of Jesus Christ of Latter-day Saints, he was senior vice president of Intermountain Health Care. He holds a bachelor of science degree, a master's degree in educational psychology and a medical degree from the University of Utah.

Dr. Samuelson fulfilled his residency and held a fellowship in rheumatic and genetic diseases at Duke University Medical Center in Durham, North Carolina. He has received numerous scholastic honors and is the author or co-author of 48 original publications, eight books or chapters of books and 13 abstracts. He also has served as a director, officer or member of several national medical and hospital organizations.

Elder Samuelson was called in 1994 to serve the Church of Jesus Christ as a member of the First Quorum of the Seventy. At the time of his assignment to BYU, he was a member of the Presidency of the Seventy. He has also served the Church of Jesus Christ as a regional representative, stake president, stake high counselor, branch president and missionary and as an area president in the Utah North Area and the Europe North Area. He and his wife, Sharon Giauque Samuelson, have five children and nine grandchildren.



KEVIN J WORTHEN

Advancement Vice President

Kevin J Worthen enters his first year as the Advancement Vice President at BYU after serving as the dean of the J. Reuben Clark Law School. He oversees the areas of Alumni and External Relations, Athletics, Philanthropies, and University Communications.

Prior to being named the dean of BYU's Law School, Worthen served as a professor of law and also was BYU's faculty athletic representative to the NCAA for four years.

Worthen is the Hugh W. Colton Professor of Law at BYU and has particular expertise in federal Indian law. He is a former Fulbright scholar and clerked for Justice Byron R. White of the U.S. Supreme Court and Judge Malcolm R. Wilkey of the U.S. Court of Appeals for the D.C. Circuit. He also worked for the law firm of Jennings, Strouss & Salmon in Phoenix.

Worthen earned his bachelor's and juris doctor degrees from BYU. A native of Carbon County, Utah, Worthen earned an associate degree from the College of Eastern Utah, where he was co-captain of the varsity basketball team. While at CEU, he also worked during the summer months as an underground coal miner in the Plateau Mine in Wattis, Utah. He and his wife Peggy have three children.



TOM HOLMOE

Director of Athletics

Tom Holmoe was named Director of Athletics at Brigham Young University on March 1, 2005. He oversees a nationally recognized program with 21 intercollegiate sports, involving more than 600 student-athletes and a 150-person staff.

Since Holmoe's appointment, BYU has captured more than 30 Mountain West Conference championships, and more than 100 student-athletes have earned All-America status. Over the past two seasons the basketball team has enjoyed tremendous success, capturing outright back-to-back conference titles and earning NCAA Tournament berths.

A former Cougar defensive back from 1978-82, Holmoe returned to BYU in July 2001 as Associate Athletics Director for Development. As part of his responsibilities, he supervised the Cougar Club, served as the department's liaison with the LDS Foundation, served on the BYU Alumni Association Board of Directors and worked on the capital campaign to raise funds for the University's new athletic facilities. Holmoe currently serves on the BCS Athletics Directors Advisory Committee.

A native of La Crescenta, Calif., Holmoe came to BYU on a football scholarship in 1978. He became a starter as a sophomore and went on to earn first-team All-WAC honors as a senior in 1982. Holmoe was selected in the fourth round of the 1983 NFL Draft by the San Francisco 49ers. Over a seven-year NFL career, he played on three Super Bowl championship teams with the 49ers. After retiring from professional football, Holmoe returned to BYU to serve as a graduate assistant under LaVell Edwards from 1990-91. He then accepted an offer from Bill Walsh to become the Stanford secondary coach in 1992, where he remained for two seasons. In 1994, he returned to the 49ers as defensive backfield coach for two seasons, where he earned a fourth Super Bowl ring. Two years later Holmoe joined the University of California staff as defensive coordinator and later became the head coach from 1997-2001.

Holmoe graduated from BYU with a degree in zoology in 1983 and received a master's degree from BYU in athletic administration in 1995. He and his wife, Lori, have four children: Shannon Packard, Danny, Erik, and Lauren.



BRIAN SANTIAGO
Sr. Associate AD/Operations



JANIE PENFIELD
Associate AD/SWA



DALLAN MOODY
Associate AD/Finance



TOM MULLEN
Associate AD/Development



DUFF TITTLE
Associate AD/Communications



LARRY ECHOHAWK
Faculty Representative



DAVID ALMODOVA
Marketing Director



ROBBIE BOSCO
Athletic Development



DAVE BROBERG
Athletic Publications Director



BOWEN BRADSHAW
Equipment Manager



JULIE CHAMBERS
Assistant Controller



JEREMIAH CHRISTENOT
Athletic Development



NORMA COLLETT
Assist. Media Relations Director



DAVID EBERHARD
Athletic Marketing



ANGELIQUE EARL
Administrative Assistant



CHAD GWILLIAM
Assist. Compliance Coord.



MICK HILL
Equipment Manager



BILL HOOPS
Athletic Marketing



BRETT PYNE
Assist. Media Relations Director



TONY JEWKES
ISP (Corporate Sponsorships)



JORDAN FEINAUER
Video Services Coordinator



MIKE MIDDLETON
Cougar Club Exec. Director



GAYE MERRILL
Head Athletic Trainer



MATT NIX
Special Events Manager



ADAM SANFT
Assist. Compliance Coord.




GREG VEHAR
Cougar Club Assist. Director



RALPH ZOBELL
Web/Programs Coordinator



MITCHELL PRATTE
Team Physician



KIRT KIMBALL
Team Orthopedic Surgeon




BRENT RICH
Team Physician



MARK PHILBRICK
University Photographer



JAREN WILKEY
Assistant Photographer



MIKE AVERETT
Special Events



LARRY DUFFIN
Special Events Director



DAVID MILES
Special Events Director



CLARK LIVSEY
Ticket Manager



THE MOUNTAIN WEST



THE MOUNTAIN WEST

AN ELITE NINE-TEAM CONFERENCE THAT STANDS ABOVE THE REST



From its inception in 1999, the Mountain West Conference has been committed to excellence in intercollegiate athletics while promoting the academic missions of its member institutions. As the league celebrates its 10th anniversary in 2008-09, the MWC continues to cultivate opportunities for student-athletes to compete at the highest level, while fostering academic achievement and sportsmanship. Over its nine-year history, the MWC has been assertive in its involvement with the NCAA governance structure and has taken a leadership role in the overall administration of intercollegiate athletics.

Progressive in its approach, the MWC has marked several achievements over its first decade of existence, most notably becoming the first to establish a sports network dedicated solely to an intercollegiate athletic conference. The Mountain West was the first to experiment with the coaches challenge in the college football instant replay system and was the first non-automatic-qualifying BCS conference to participate in and win a BCS bowl game when Utah defeated Pittsburgh in the 2005 Tostitos Fiesta Bowl. The Mountain West was also the first conference to have a member institution with No. 1 overall picks in both the NFL and NBA drafts in the same year (Utah's Alex Smith and Andrew Bogut, respectively).

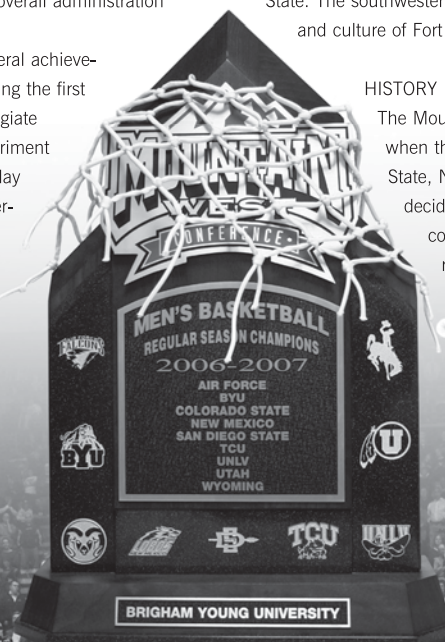
The Mountain West Conference is noted for its geographic diversity. Some of the most beautiful terrain and landscapes in the nation can be found within Mountain

West Conference boundaries, including the majestic Rocky Mountain range, which borders four MWC schools (Utah, BYU, Air Force and Colorado State).

The high plains of Wyoming (elevation 7,220 feet - the highest Division I campus in the nation) contrast with the desert city of Las Vegas (the fastest growing metropolitan area in the West) and the Pacific Ocean locale of San Diego State. The southwestern flavor of New Mexico complements the western heritage and culture of Fort Worth, Texas, home of the MWC's newest member, TCU.

HISTORY

The Mountain West Conference was conceived on May 26, 1998, when the presidents of eight institutions - Air Force, BYU, Colorado State, New Mexico, San Diego State, UNLV, Utah and Wyoming - decided to form a new NCAA Division I-A intercollegiate athletic conference. The split from the former 16-team conference re-established continuity and stability among the membership within the new league and signaled the continuation of its tradition-rich, long-standing athletic rivalries. Five of the MWC's eight original members have been conference rivals since the 1960s (BYU, Utah, New Mexico, Wyoming, Colorado State), while San Diego State (1978) and Air Force (1980) were longtime members as well. UNLV and TCU entered the fold in 1996, and the Rebels continued





as one of the original eight institutions that formed the MWC in 1999. TCU rejoined the group with its first year of competition in the Mountain West in 2005-06, completing the Conference membership as it stands today.

ACHIEVEMENT

The MWC has produced 554 All-America selections among its 19 sponsored sports in the last nine years, including a league-record 84 All-America honorees in 2004-05. A total of 93 MWC student-athletes have also earned Academic All-America accolades in that span, while 28 MWC student-athletes have earned NCAA postgraduate scholarships. The MWC has sent at least 30 teams to NCAA postseason events each of the past nine years. Mountain West institutions have captured seven NCAA team championships over the last nine years. BYU has claimed three national titles in women's cross country and two in men's volleyball, while New Mexico and Utah have one national crown each in skiing. Additionally, the MWC has had several NCAA individual national champions in the sports of men's golf, indoor track and outdoor track.

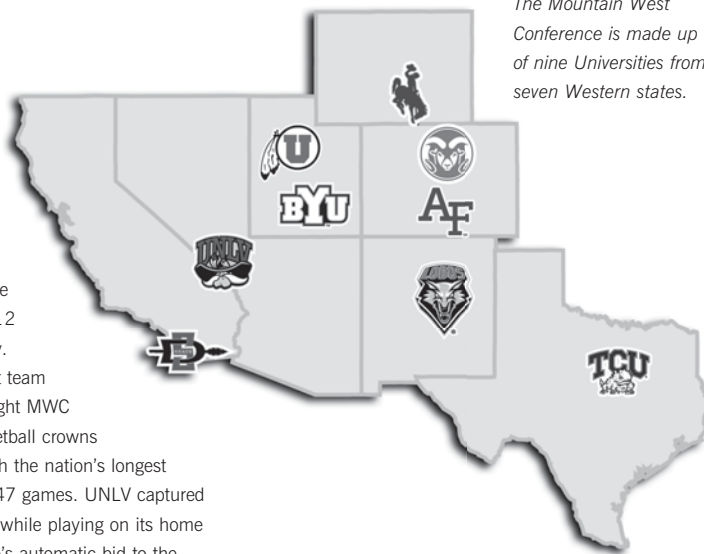
MWC members have participated in 31 bowl games in nine years, led by Utah's 7-0 mark in postseason contests. The MWC has earned 39 postseason bids in men's basketball, including 20 NCAA Tournament appearances. MWC women's basketball has tallied 41 postseason bids, including 24 NCAA bids, four Sweet 16 appearances and one Elite Eight berth since 2000. Wyoming won the MWC's first WNIT championship in 2007 with a win over Wisconsin. In women's volleyball, the MWC has had 26 NCAA bids with seven Sweet 16 appearances. Women's soccer has earned 20 NCAA bids since 1999, including multiple berths in five of the last six years, with BYU advancing to the Sweet 16 in 2000 and the Elite Eight in 2003. MWC men's golf has had at least four representatives in the NCAA Golf Regionals each of the last nine years. In women's golf, the Conference sent four teams to the NCAA Regionals for the fourth consecutive year with two institutions (TCU and UNLV) moving on to the National Championships.

2007-08 IN REVIEW

The 2007-08 campaign provided several notable moments for Mountain West teams and individuals. The MWC sent a record five teams to bowl games and posted a 4-1 mark in those contests to capture the Bowl Challenge Cup for the second time in four years, registering the best win percentage among the 11 conferences that make up the NCAA Football Bowl Subdivision. League champion

BYU finished the season with an 11-2 record and national ranking for the second-consecutive year, closing out the year at No. 14 in both the Associated Press and USA Today Top 25 polls. The Cougars also ended the season with the nation's longest active home and overall win streaks at 12 and 10 games, respectively.

BYU became the first team to claim back-to-back outright MWC regular-season men's basketball crowns while finishing the year with the nation's longest active home win streak at 47 games. UNLV captured the MWC Tournament title while playing on its home floor and earned the league's automatic bid to the NCAA Tournament for the second-consecutive season, advancing past the first round for the second straight year. BYU earned an at-large bid to NCAA postseason play, marking the eighth time in the last nine years the MWC has sent multiple teams to the NCAA Tournament. In women's basketball, Utah posted a perfect 16-0 mark en route to capturing its sixth MWC regular-season title. The Utes were ranked for seven straight weeks in the Associated Press and USA Today Top 25 polls, finishing the season at No. 18 in the final AP poll. Overall, the league sent four teams to the postseason, including three to the NCAA Tournament for the second-consecutive year. TCU became the second Mountain West team in as many years to advance to the Elite Eight of the WNIT, following on the heels of the Wyoming Cowgirls, who claimed the 2007 WNIT Championship.



The Mountain West Conference is made up of nine Universities from seven Western states.

MOUNTAIN WEST CONFERENCE

MWC MAILING ADDRESS
15455 Gleneagle Drive, Suite 200
Colorado Springs, CO 80921

Phone: (719) 488-4040
Media/Communications Fax: (719) 487-7241
Main Fax: (719) 487-7240
Website: www.themwc.com

COMMISSIONER

Craig Thompson • Office: (719) 488-4040

DEPUTY COMMISSIONER

Bret Gilliland • Office: (719) 488-4045

ASSOC. COMMISS. FOR BUSINESS & FINANCE

Jim Andrus • Office: (719) 488-4042

ASSOC. COMMISSIONER FOR MARKETING

Dan Butterly • Office: (719) 488-4053

ASSOCIATE COMMISSIONER FOR COMPLIANCE

Carolayne Henry • Office: (719) 488-4043

ASSOC. COMMISSIONER FOR COMMUNICATIONS

Javan Hedlund • Office: (719) 488-4051

DIRECTOR OF CHAMPIONSHIPS

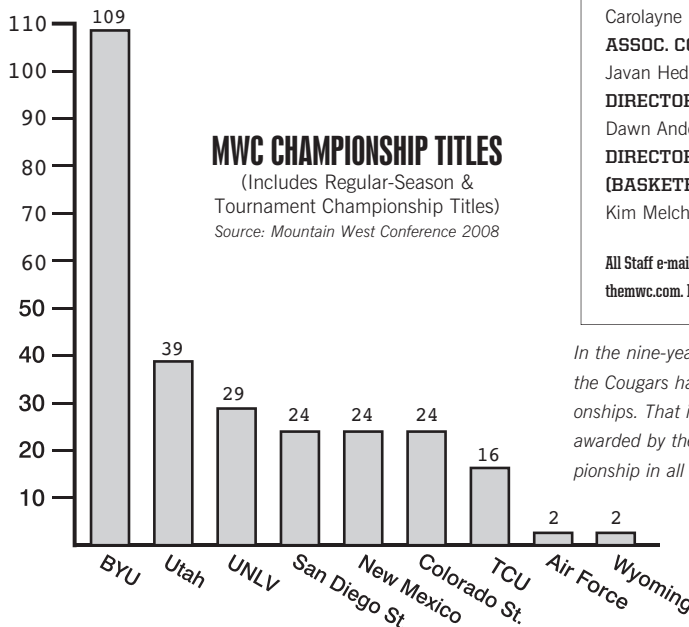
Dawn Anderson • Office: (719) 488-4044

DIRECTOR OF COMMUNICATIONS

(BASKETBALL CONTACT)

Kim Melcher • (719) 488-4050

All Staff e-mail addresses are the person's first initial, last name and @themwc.com. For example: medge@themwc.com



In the nine-year history of the Mountain West Conference, the Cougars have won 109 of 258 conference championships. That is nearly 45 percent of all championships awarded by the conference. In 2006-07, BYU won a championship in all but five conference sports (14 out of 19).



FOURTH MWC REGULAR-SEASON CROWN

With its fourth MWC regular-season title, BYU became the first team in Mountain West history to claim back-to-back outright regular-season crowns. This marks the second time the Cougars have won consecutive championships, having shared back-to-back crowns in 1999-00 and 2000-01. BYU and Utah are now tied for the league lead with at least a share of four regular-season championship titles apiece in nine years, followed by Wyoming with two during that span. Air Force and UNLV have claimed one title each. Air Force (2003-04), BYU, (2006-07; 2007-08), Utah (2004-05), San Diego State (2005-06) and Wyoming (2001-02) are the only teams to date to win an outright MWC title.

RETURNING STARTERS AND LETTERWINNERS

This season, Mountain West Conference teams will feature rosters that total 31 starters among 64 returning letterwinners. Following is a breakdown of the 2008-09 rosters:

SCHOOL	FR.	SO.	JR.	SR.	STARTERS	LETTERWINNERS
Air Force	8	5	3	3	3	11
BYU	4	3	3	2	2	8
CSU	1	7	5	3	4	7
New Mexico	7	2	1	3	4	6
SDSU	1	4	2	6	5	8
TCU	4	0	7	1	2	4
UNLV	4	3	4	4	3	6
Utah	5	4	2	4	5	10
Wyoming	3	2	2	3	3	4
TOTALS	37	30	29	29	31	64

MWC Among Attendance Leaders

The Mountain West Conference checked in at No. 7 in attendance in 2007-08, marking the ninth-straight year the league ranked among the nation's top seven. In each of the nine previous seasons, home attendance at the nine MWC institutions has combined to top the 1 million mark, including 1,207,433 fans over the course of the 2007-08 season. Below is a look at the nation's top 10 conferences for attendance during the 2007-08 campaign:

Rk	Conference	Games	2007-08 Att.	Average
1.	Big Ten	194	2,517,685	12,978
2.	Southeastern	211	2,561,545	12,140
3.	Atlantic Coast	209	2,355,822	11,272
4.	Big East	274	3,054,190	11,147
5.	Big 12	216	2,374,927	10,995
6.	Pacific 10	176	1,573,505	8,940
7.	MOUNTAIN WEST	146	1,218,466	8,346
8.	Missouri Valley	168	1,323,352	7,877
9.	Atlantic 10	212	1,252,485	5,908
10.	Conference USA	207	1,194,432	5,770

HOME COURT ADVANTAGE

The nation's longest active home win streak resides in the Mountain West as BYU has won 47 consecutive games in the Marriott Center. In addition, UNLV's 15-game win streak at the Thomas & Mack Center is ranked 11th nationally. The Cougars' 47-game run in Provo is a new school and MWC record for consecutive home victories, breaking BYU's former mark of 44 games, which ran from Feb. 19, 2000 to Jan. 16, 2003. The Cougars have not lost in the Marriott Center since an 81-73 setback to Loyola Marymount on Nov. 18, 2005. Here is a look at the nation's top-five longest active home court win streaks entering the 2008-09 season (data from NCAA):

RK	TEAM	NEXT HOME GAME	STREAK
1.	BYU	Nov. 14 vs. Long Beach State	47
2.	Notre Dame	Nov. 16 vs. South Carolina Upstate	37
3.	Tennessee	Nov. 15 vs. Chattanooga	32
4.	Kansas	Nov. 16 vs. TBA	24
5.	Georgetown	TBA	22
11.	UNLV	Nov. 15 vs. San Diego	15

RETURNING ALL-CONFERENCE PERFORMERS

Ten of 15 all-MWC selections return for the 2008-09 season, including 2007-08 Co-Player of the Year Lee Cummond (Sr., G/F, BYU) and 2007-08 Freshman of the Year Billy White (So., F, San Diego State). Seven of the nine MWC members return an all-conference honoree from last year. San Diego State returns three selections, while BYU returns two. Below is a look at the returnees:

Team	Player, Cl., Pos. (2007-08 All-MWC)
BYU	Lee Cummond, Jr., G/F (1st team)
	Jonathan Tavernari, Jr., F (3rd team)
Colorado State	Marcus Walker, Jr., G (2nd team)
San Diego State	Ryan Amoroso, Jr., F (3rd team)
	Lorenzo Wade, Jr., F (1st team)
	Billy White, Fr., F (3rd team)
TCU	Kevin Langford, Jr., F (3rd team)
UNLV	Wink Adams, Jr., G (1st team)
Utah	Luke Nevill, Jr., C (2nd team)
Wyoming	Brandon Ewing, Jr., G (2nd team)

SITTING ATOP THE MOUNTAIN


Through the first nine years of the Mountain West, BYU sits atop the league standings in MWC victories, while UNLV leads the conference in overall wins. Below is a look at how all nine MWC teams have fared:

TEAM	CONFERENCE		OVERALL	
	W-L	PCT.	W-L	PCT.
BYU	87-45	.659	189-97	.661
UNLV	82-50	.621	190-98	.660
Utah	82-50	.621	184-102	.643
Wyoming	65-67	.492	151-123	.551
Air Force	64-68	.485	143-125	.534
New Mexico	63-69	.477	161-119	.575
San Diego State	58-74	.439	147-130	.531
Colorado State	39-93	.295	128-143	.472

2007-08 MOUNTAIN WEST CONFERENCE FINAL STANDINGS

Pl.	Team	Conf.	Pct.	H	A	Overall	Pct.	H	A	N	Last 10
1.	BYU	14-2	.875	8-0	6-2	27-8	.771	16-0	8-5	3-3	7-3
2.	UNLV	12-4	.750	8-0	4-4	27-8	.771	19-2	6-5	2-1	8-2
3.	New Mexico	11-5	.688	6-2	5-3	24-9	.727	16-2	8-6	0-1	7-3
4.	San Diego State	9-7	.563	6-2	3-5	20-13	.606	11-3	6-8	3-2	4-6
5.	Air Force	8-8	.500	5-3	3-5	16-14	.533	12-4	3-8	1-2	4-6
6.	Utah	7-9	.438	5-3	2-6	18-15	.545	11-4	5-10	2-1	3-7
7.	TCU	6-10	.375	5-3	1-7	14-16	.467	13-4	1-12	0-0	3-7
8.	Wyoming	5-11	.313	3-5	2-6	12-18	.400	8-6	3-10	1-2	4-6
9.	Colorado State	0-16	.000	0-8	0-8	7-25	.219	3-10	0-14	4-1	1-9

2008 MWC PLAYER OF THE YEAR - LEE CUMMOND





MWC TOURNAMENT HISTORY

2008 THOMAS & MACK CENTER, LAS VEGAS, NEV.

Wednesday, March 12 – First Round
(9) CSU 68, (8) Wyoming (63)

Thursday, March 13 – Quarterfinals

(1) BYU 89, (9) CSU 62
(4) SDSU 53, (5) Air Force 49
(2) UNLV 89, (7) TCU 88
(6) Utah 82, (3) New Mexico 80 (OT)

Friday, March 14 – Semifinals

(1) BYU 63, (4) SDSU 54
(2) UNLV 61, (6) Utah 55

Saturday, March 15 – Finals

(2) UNLV 76, (1) BYU 61

2007 THOMAS & MACK CENTER, LAS VEGAS, NEV.

Tuesday, March 6 – First Round
(8) TCU 62, (9) New Mexico (54)

Thursday, March 8 – Semifinals

(1) BYU 77, (8) TCU 64
(5) Wyoming 67, (4) Air Force 62
(2) UNLV 80, (7) Utah 54
(6) Colorado State 69, (3) San Diego State 64

Friday, March 9 – Semifinals

(1) BYU 96, (5) Wyoming 84
(2) UNLV 88, (6) Colorado State 72

Saturday, March 10 – Finals

(2) UNLV 78, (1) BYU 70

2006 PEPSI CENTER, DENVER, COLO.

Tuesday, March 7 – First Round
(8) Colorado State 64, (9) TCU 60

Thursday, March 9 – Quarterfinals

(1) San Diego State 64, (8) Colorado State 52
(4) UNLV 65, (5) New Mexico 64
(7) Wyoming 57, (2) Air Force 55
(6) Utah 74, (3) BYU 70

Friday, March 10 – Semifinals

(1) San Diego State 63, (4) UNLV 60
(7) Wyoming 60, (6) Utah 47

Saturday, March 11 – Finals

(1) San Diego State 69, (7) Wyoming 64 (OT)

2005 PEPSI CENTER, DENVER, COLO.

Thursday, March 10 – Quarterfinals

(1) Utah 62, (8) Colorado State 49
(4) UNLV 70, (5) Wyoming 63
(2) New Mexico 85, (7) BYU 71
(6) SDSU 73, (3) Air Force 68

Friday, March 11 – Semifinals

(1) Utah 73, (4) UNLV 67
(2) New Mexico 77, (6) SDSU 67

Saturday, March 12 – Finals

(2) New Mexico 60, (1) Utah 56

2004 PEPSI CENTER, DENVER, COLO.

Thursday, March 9 – Quarterfinals

(3) Utah 75, (6) San Diego State 69
(2) BYU 79, (7) Wyoming 74
(8) Colorado State 60, (1) Air Force 48
(4) UNLV 55, (5) New Mexico 53

Friday, March 10 – Semifinals

(3) Utah 54, (2) BYU 51
(4) UNLV 80, (8) Colorado State 73

Saturday, March 11 – Finals

(3) Utah 73, (4) UNLV 70

2003 THOMAS & MACK CENTER, LAS VEGAS, NEV.

Thursday, March 13 – Quarterfinals

(2) BYU 71, (7) New Mexico 56
(6) Colorado State 74, (3) Wyoming 71
(1) Utah 42, (8) Air Force 38
(4) UNLV 83, (5) San Diego State 67

Friday, March 14 – Semifinals

(6) Colorado State 86, (2) BYU 80 (OT)
(4) UNLV 64, (1) Utah 41

Saturday, March 15 – Finals

(6) Colorado State 62, (4) UNLV 61

2002 THOMAS & MACK CENTER, LAS VEGAS, NEV.

Thursday, March 7 – Quarterfinals

(1) Wyoming 69, (8) Air Force 67 (OT)
(5) San Diego State 62, (4) BYU 51
(2) Utah 69, (7) Colorado State 66
(3) UNLV 120, (6) New Mexico 117 (20T)

Friday, March 8 – Semifinals

(5) San Diego State 70, (1) Wyoming 69
(3) UNLV 76, (2) Utah (70)

Saturday, March 9 – Finals

(5) San Diego State 78, (3) UNLV 75

2001 THOMAS & MACK CENTER, LAS VEGAS, NEV.

Thursday, March 8 – Quarterfinals

(2) BYU 69, (7) Air Force 54
(3) Wyoming 73, (6) San Diego State 58
(4) New Mexico 76, (5) Colorado State 65
(1) Utah (bye)

Friday, March 9 – Semifinals

(2) BYU 77, (3) Wyoming 66
(4) New Mexico 56, (1) Utah 53

Saturday, March 10 – Finals

(2) BYU 69, (4) New Mexico 65

2000 THOMAS & MACK CENTER, LAS VEGAS, NEV.

Thursday, March 9 – Quarterfinals

(6) BYU 55, (3) New Mexico 43
(2) Utah 74, (7) Air Force 65
(5) Wyoming 74, (4) Colorado State 68
(1) UNLV 77, (8) San Diego State 72

Friday, March 10 – Semifinals

(6) BYU 58, (2) Utah 54

2007-08

ALL-MWC TEAM

(selected by head coaches)

CO-PLAYERS OF THE YEAR

Lee Cummard, BYU
J.R. Giddens, New Mexico

DEFENSIVE PLAYER OF THE YEAR

Tim Anderson, Air Force

NEWCOMER OF THE YEAR

Marcus Walker, Colorado State

FRESHMAN OF THE YEAR

Billy White, San Diego State

COACH OF THE YEAR

Lon Kruger, UNLV

FIRST TEAM

Lee Cummard, BYU, Jr., G/F, 6-7, 185
Trent Plaisted, BYU, Jr., F/C, 6-11, 245
J.R. Giddens, New Mexico, Sr., G, 6-5, 215
Lorenzo Wade, SDSU, Jr., F, 6-6, 228
Wink Adams, UNLV, Jr., G, 6-0, 200

SECOND TEAM

Tim Anderson, Air Force, Sr., G, 6-3, 180
Marcus Walker, Colorado State, Jr., G, 6-0, 175
Johnnie Bryant, Utah, Sr., G, 6-0, 180
Luke Nevill, Utah, Jr., C, 7-1, 265
Brandon Ewing, Wyoming, Jr., G, 6-2, 190

THIRD TEAM

Jonathan Tavernari, BYU, So., F, 6-6, 215
Ryan Amoroso, SDSU, Jr., F, 6-8, 272
Billy White, SDSU, Fr., F, 6-7, 190
Kevin Langford, TCU, Jr., F, 6-8, 243
Curtis Terry, UNLV, Sr., G/F, 6-5, 205

HONORABLE MENTION

Chad Toppert, Jr., G, New Mexico
Joe Darger, Jr., F, UNLV
Rene Rougeau, Jr., G, UNLV
Brent Hackett, Sr., G, TCU
Daniel Faris, Jr., C, New Mexico

(1) UNLV 97, (5) Wyoming 92

Saturday, March 11 – Finals

(1) UNLV 79, (6) BYU 56





Brigham Young University
MARRIOTT CENTER
CAPACITY: 22,700



UNLV
THOMAS & MACK CENTER
CAPACITY: 18,500



University of New Mexico
THE PIT/BOB KING COURT
CAPACITY: 18,018



University of Wyoming
ARENA-AUDITORIUM
CAPACITY: 15,028



University of Utah
JON M. HUNTSMAN CENTER
CAPACITY: 15,000



San Diego State University
COX ARENA
CAPACITY: 12,414



Colorado State University
MOBY ARENA
CAPACITY: 8,745




TCU
DANIEL-MEYER COLISEUM
CAPACITY: 7,201



Air Force Academy
CLUNE ARENA
CAPACITY: 5,939



2008-09 OPPONENTS





OPPONENT	G	W	L	FIRST-LAST	LAST	OPPONENT	G	W	L	FIRST-LAST	LAST
AIR FORCE	59	47	12	1961-2008	W	Fresno State	16	11	5	1935-1999	L
Alabama	1	0	1	1957	L	Gila College	2	2	0	1931	W
Alabama-Birmingham	3	2	1	1984-1989	W	Gonzaga	1	0	1	1949	L
Alaska	1	1	0	1980	W	Georgetown	1	0	1	1984	L
Albright	1	0	1	1943	L	Georgia	3	2	1	1969-1997	L
Arizona	36	17	19	1951-1999	L	Georgia Tech	1	0	1	1978	L
ARIZONA STATE	47	26	21	1946-2002	W	Hamline	1	0	1	1951	L
Arkansas	1	1	0	1947	W	Hartford	1	1	0	2008	W
Army	2	2	0	1965-1973	W	Harvard	1	1	0	1978	W
Auburn	1	0	1	1998	L	Hastings	2	2	0	1935-1938	W
Baylor	7	5	2	1949-1979	W	Hawai'i	43	30	13	1971-1999	W
Beloit	1	0	1	1949	L	Hofstra	2	2	0	1983-1984	W
Berkeley	1	1	0	1989	W	Houston	6	2	4	1965-2006	L
BOISE STATE	12	8	4	1976-2008	L	Idaho	5	3	2	1938-2001	W
Bowling Green	4	3	1	1949-1984	W	IDAHO STATE	36	30	6	1930-2008	W
Bradley	3	2	1	1953-1978	W	Illinois	5	2	3	1965-1980	W
Brown	1	1	0	1988	W	Illinois Wesleyan	1	1	0	1930	W
Butler	1	0	1	1930	L	Indiana	2	0	2	1972-1973	L
California	11	4	7	1952-2005	L	Indiana State	3	2	1	1947-1951	W
Cal-Davis	2	2	0	1936	W	Iowa	2	0	2	1983-1986	L
Cal-Irvine	4	3	1	1986-2002	W	Iowa State	4	0	4	1931-2000	L
Cal-Santa Barbara	5	4	1	1979-2002	W	Jackson State	1	1	0	2008	W
CAL POLY	FIRST MEETING					James Madison	2	2	0	1990-1992	W
Cal Poly Pomona	1	1	0	1981	W	John Carroll	1	1	0	1930	W
Cal State Fullerton	6	3	3	1972-1996	L	Kansas	4	1	3	1959-1993	L
Cal State Los Angeles	2	2	0	1952	W	Kansas State	6	3	3	1950-2002	W
Cal State Northridge	4	4	0	1992-2001	W	Kent State	1	1	0	1960	L
Cal State Riverside	1	1	0	1999	W	Kentucky	3	0	3	1951-1984	L
Cal State Sacramento	1	1	0	1993	W	Lamar	3	2	1	2006-2008	W
Canisius	3	3	0	1942-1946	W	LaVerne	1	1	0	1936	W
Carbon College	2	2	0	1922-1943	W	La Salle	9	3	6	1948-1992	L
Central Conn. State	1	1	0	1987	W	Liberty	1	1	0	2007	W
Chaminade	1	1	0	2005	W	LONG BEACH STATE	8	4	4	1972-2008	W
Chicago	1	1	0	1930	W	Long Island	3	0	3	1942-1947	L
Chicago State	1	1	0	1987	W	Louisiana State	2	1	1	1960-1992	L
Cincinnati	3	2	1	1930-2001	L	Louisiana Tech	2	2	0	1998	W
Citadel	1	0	1	1960	L	Louisville	4	2	2	1960-2008	W
Clemson	2	0	2	1980-1990	L	Loyola (Ill.)	6	2	4	1931-1968	L
Colorado	20	5	15	1937-1956	W	Loyola-Marymount	3	1	2	1937-2008	W
Colorado College	11	5	6	1923-1936	W	Loyola (N. Orleans)	2	1	1	1957-1959	L
Colorado St. College	9	8	1	1923-1938	W	McNeese State	2	2	0	1977-1992	W
COLORADO STATE	130	84	46	1938-2008	W	Manhattan	3	2	1	1945-1955	L
Connecticut	1	0	1	2003-2003	L	Marshall	2	1	1	1948-1951	W
Cornell	2	1	1	1965-1969	L	Marquette	4	2	2	1930-1967	L
Creighton	8	5	3	1931-2002	L	Memphis (formerly State)	4	1	3	1960-2002	L
Culver Stockton	1	1	0	1949	W	Miami (Fla.)	4	2	2	1960-1989	L
Dartmouth	1	0	1	1958	L	Michigan	4	2	2	1954-1991	L
Davidson	2	2	0	1974-1976	W	Michigan State	9	4	5	1930-2008	L
Dayton	2	2	0	1950-1959	W	Minnesota	1	0	1	1994	L
Delta State	1	1	0	1947	W	Mississippi State	2	1	1	1994-1996	L
Denver	70	53	17	1933-1999	W	Montana	27	20	7	1941-1977	L
DePaul	1	0	1	1964	W	Montana State	12	11	1	1939-1987	W
Detroit	1	1	0	1955	W	Montana State Billings	1	1	0	2005	W
Dixie College	7	7	0	1927-1935	W	Montana State College	57	28	29	1925-1941	W
Drake	1	1	0	1935	W	Montana Mines	2	2	0	1928	W
Duke	2	1	1	1952-1992	L	Morgan State	1	1	0	1996	W
Duquesne	2	0	2	1947-1954	L	Muhlenberg	1	1	0	1948	W
Eastern Kentucky	3	2	1	1950-1991	W	Murray State	3	2	1	1953-1955	L
Eastern Washington	2	2	0	1989-2006	W	Nebraska	4	3	1	1930-1936	W
East Tennessee State	1	0	1	1990	L	Nevada	17	11	6	1929-1996	L
Elon College	1	1	0	2000	W	NEW MEXICO	123	73	50	1950-2008	W
Florida	2	2	0	1959-1992	W	New Mexico State	11	3	8	1960-1976	L
Florida International	2	2	0	1999-2000	W	New Orleans	1	0	1	1987	L
Florida State	1	1	0	1972	W	New York (CCNY)	3	0	3	1947-1950	L
Fordham	2	2	0	1983-1985	W	New York University	1	1	0	1965	W
Fort Lewis	1	1	0	2001	W	Niagara	7	5	2	1947-1976	W



ALL-TIME SERIES RECORDS

OPPONENT	G	W	L	FIRST-LAST	LAST
Nicholls State	1	1	0	1993	W
Northeastern	1	1	0	1988	W
Northwestern	2	1	1	1945-1989	W
North Carolina	5	0	5	1976-2008	L
N. Carolina-Charlotte	2	2	0	1988	W
North Carolina State	4	0	4	1952-2005	L
North Dakota	3	2	1	1928	W
NORTH FLORIDA	FIRST MEETING				
North Texas	2	2	0	1980-1989	W
Northern Arizona	1	0	1	1946	L
Northern Kentucky	1	1	0	2006	W
Northeast Louisiana	2	2	0	1975-1994	W
Northwestern (La.) St.	2	1	1	1948-1994	W
N.W. Oklahoma State	1	1	0	1948	W
Notre Dame	7	3	4	1956-2000	L
Occidental	1	1	0	1929	W
Ohio State	7	3	4	1956-1998	W
Oklahoma	4	2	2	1960-1992	W
Oklahoma Baptist	1	1	0	1993	W
Oklahoma City	6	0	6	1955-1976	L
Oklahoma State	7	4	3	1961-2004	W
Old Dominion	1	1	0	1976	W
Omaha	1	1	0	1943	W
Oral Roberts	5	5	0	1978-2007	W
Oregon	20	8	12	1954-1999	L
Oregon State	15	4	11	1927-1992	L
Pacific	6	3	3	1961-1997	W
Penn State	4	1	3	1979-1998	L
PEPPERDINE	7	3	4	1944-2008	W
Phillips	2	1	1	1928	L
Pittsburgh	1	1	0	1986	W
PORTLAND	4	3	1	1957-2008	W
Portland State	1	1	0	1978	W
Princeton	4	4	0	1981-1992	W
Providence	2	2	0	1962-1983	W
Purdue	1	1	0	1978	W
Regis	3	3	0	1949-1951	W
Rhode Island	3	1	2	1975-1978	L
RICE	6	4	2	1963-2002	W
Ricks College	2	2	0	1927-1940	W
Rutgers	1	0	1	1990	L
St. Bonaventure	3	3	0	1965-2002	W
St. Francis	2	1	1	1953-1969	W
St. John's	8	1	7	1951-1991	L
St. Joseph's	8	4	4	1962-1983	L
St. Louis	4	3	1	1930-1954	L
St. Mary's (Calif.)	9	7	2	1953-2005	L
San Diego, U. of	2	2	0	2001-2002	W
SAN DIEGO STATE	63	42	21	1941-2008	W
San Francisco	9	4	5	1946-2002	L
San Jose State	9	8	1	1948-2007	W
Santa Barbara SC	1	1	0	1940	W
Santa Clara	20	15	5	1951-2005	W
Seattle	7	5	2	1963-1976	W
Seton Hall	3	2	1	1950-2007	W
Siena	1	1	0	1989	W
Snow College	4	4	0	1929-1946	W
South Alabama	2	1	1	2000	W
South Carolina	2	1	1	1990-1993	W
South Carolina State	1	1	0	1999	W
Southeastern College	1	1	0	1925	W
Southern California	9	3	6	1933-2006	L
Southern Idaho	13	10	3	1937-1946	W
Southern Illinois	1	1	0	2000	W
Southern Methodist	4	2	2	1986-1997	L
Southern Utah	10	10	0	1992-2007	W

OPPONENT	G	W	L	FIRST-LAST	LAST
Southwest Missouri	2	1	1	1985-1987	L
Stanford	6	4	2	1969-2005	L
Stetson	1	0	1	1990	L
Syracuse	5	0	5	1947-2004	L
TCU	14	11	3	1953-2008	W
Tennessee	2	0	2	1957-1980	L
Tennessee Tech	1	1	0	1992	W
Temple	3	2	1	1942-1966	W
Texas	5	3	2	1967-1978	L
Texas-Arlington	1	1	0	1988	W
Texas A&M	2	1	1	1972-2008	L
Texas A&M Corpus Christi	1	1	0	2001	W
Texas Southern	1	1	0	1999	W
UTEP	64	39	25	1966-1999	W
Texas Tech	4	3	1	1967-1996	L
Toledo	4	3	1	1949-2002	W
Tulane	1	1	0	1995	W
TULSA	11	7	4	1979-2006	W
UCLA	22	11	11	1929-2007	L
UNLV	27	13	14	1981-2008	L
UTAH	246	122	124	1909-2008	W
UTAH STATE	224	134	90	1905-2007	W
Utah Valley University	1	1	0	2005	W
Valparaiso	2	1	1	1945-1949	W
Vanderbilt	1	0	1	1957	L
Villanova	3	1	2	1951-1984	L
Virginia	4	1	3	1981-1998	L
Virginia Commonwealth	1	1	0	1983	W
Virginia Tech	1	1	0	1967	W
WAKE FOREST	4	1	3	1952-2008	L
Washington	18	8	10	1950-1998	L
Washington State	10	5	5	1946-2006	W
Weber College	7	6	1	1938-1943	W
WEBER STATE	33	23	10	1973-2008	W
West Virginia	2	1	1	1947-1973	W
Western Carolina	1	1	0	1981	W
Western State	11	10	1	1924-1937	W
Western Kentucky	3	0	3	1946-1955	L
WESTERN OREGON	2	2	0	2005-2007	W
Western Washington	1	1	0	1993	W
Wichita State	7	1	6	1962-1989	W
Wisconsin	1	0	1	1931	L
Wisconsin-Milwaukee	1	1	0	1972	W
Wittenberg	1	0	1	1930	L
Wofford College	1	1	0	1998	W
WYOMING	168	99	69	1929-2008	W
Xavier	3	2	1	1964-2007	L
Yale	1	1	0	1984	W

INTRACONFERENCE RECORD

	G	W	L	Pct.
Air Force	59	47	12	.797
Colorado State	130	84	46	.646
New Mexico	123	73	50	.593
San Diego State	63	42	21	.667
TCU	14	11	3	.786
UNLV	27	13	14	.481
Utah	246	122	124	.496
Wyoming	168	99	69	.589
Total	820	486	334	.593





LONG BEACH STATE

Nov. 14; Provo, Utah; 7 p.m. MT

GENERAL INFO

General Info
 Location: Long Beach, Calif.
 Founded: 1949
 Enrollment: 34,620
 Nickname: 49ers
 Colors: Black and Gold
 Home Arena: The Walter Pyramid (4,200)
 Conference: Big West
 Athletic Director: Vic Cegles

BASKETBALL INFO

Head Coach: Dan Monson
 Alma Mater: Idaho '85
 Best Time to Call: Call SID
 Office Phone: (562) 985-7975
 Overall Record (Years): 176-148 (11)
 Record at School (Years): 6-25 (1)
 Assistant Coaches: Vic Couch, Eric Brown, Rod Palmer

2007-08

Overall Record: 6-25
 Conference Record/Finish: 3-13/8th
 Final Rankings/Postseason Finish: N/A

2008-09

Lettermen Returning/Lost: 8/3
 Starters Returning/Lost: 5/0

STARTERS RETURNING

Maurice Clady (G, 5-8, Sr.) 4.4 ppg, 3.0 apg
 Arturas Lazdauskas (F, 6-7, Jr.) 4.5 ppg, 3.3 rpg
 Donovan Morris (G, 6-3, Sr.) 21.2 ppg, 5.2 rpg
 Greg Plater (G, 6-1, So.) 7.7 ppg, 2.0 rpg
 Cornel Williams (F, 6-4, Sr.) 7.2 ppg, 4.2 rpg

SERIES HISTORY


Series Record: Series tied, 4-4
 Last Meeting: Nov. 10, 2007
 Result: BYU won 74-34 @ LBSU

MEDIA RELATIONS

Basketball Contact: Todd Miles
 Office: (562) 985-7797
 Cell: (562) 400-3929
 Email: tmiles@csulb.edu
 Fax: (562) 985-1549
 Press Row: (562) 985-4667
 Website: www.longbeachstate.com



HEAD COACH
Dan Monson



2008-09 SCHEDULE

11/14 at BYU	1/10 at UC Davis
11/16 at Wisconsin	1/17 CS Northridge
11/22 Weber State	1/24 UC Riverside
11/25 at Idaho State	1/29 CS Fullerton
11/30 New Mexico State	1/31 at UC Irvine
12/3 Pepperdine	2/7 Pacific
12/6 at San Francisco	2/11 at UC Riverside
12/11 at Weber State	2/18 at CS Fullerton
12/13 at Syracuse	2/21 Bracket Busters
12/20 Montana State	2/26 UC Irvine
12/22 Temple	2/28 at CS Northridge
12/29 at Oregon	3/5 at Cal Poly
1/2 UC Santa Barbara	3/7 at UC Santa Barbara
1/4 Cal Poly	
1/8 at Pacific	

PEPPERDINE

Nov. 18; Malibu, Calif.; 7 p.m. PT

GENERAL INFO

Location: Malibu, Calif.
 Founded: 1937
 Enrollment: 8,000
 Nickname: Waves
 Colors: Blue, Orange and White
 Home Arena: Firestone Fieldhouse (3,104)
 Conference: West Coast
 Athletic Director: Dr. John Watson

BASKETBALL INFO

Head Coach: Tom Asbury
 Alma Mater: Wyoming '68
 Best Time to Call: Call SID
 Office Phone: (310) 506-4161
 Overall Record (Years): 210-147 (12)
 Record at School (Years): 125-59 (6)
 Assistant Coaches: Marty Wilson, Damin Lopez, Will Kimble

2007-08

Overall Record: 11-21
 Conference Record/Finish: 4-10/6th
 Final Rankings/Postseason Finish: N/A

2008-09

Lettermen Returning/Lost: 5/9
 Starters Returning/Lost: 3/2

STARTERS RETURNING

Ryan Holmes (G, 6-1, Sr.) 6.0 ppg, 2.5 rpg
 Mychel Thompson (F, 6-7, So.) 8.1 ppg, 2.7 rpg
 Rico Tucker (G, 6-0, Sr.) 10.7 ppg, 3.2 apg

SERIES HISTORY

Series Record: Pepperdine leads, 4-3
 Last Meeting: Dec. 15, 2007
 Result: BYU won 86-67 @ BYU

MEDIA RELATIONS

Basketball Contact: Roger Horne
 Office: (310) 506-4455
 Cell: (805) 279-4551
 Email: roger.horne@pepperdine.edu
 Fax: (310) 506-4322
 Press Row: (310) 456-5050
 Website: www.pepperdinesports.com



HEAD COACH
Tom Asbury



2008-09 SCHEDULE

11/14 CS Monterey Bay	1/15 at San Diego
11/16 Arkansas Little-Rock	1/17 at Saint Mary's
11/18 BYU	1/22 Gonzaga
11/21 at New Mexico State	1/24 Portland
11/23 at Arizona State	1/29 at San Francisco
11/29 CS Bakersfield	1/31 at Santa Clara
12/3 at Long Beach State	2/7 at Loyola Marymount
12/6 UC Irvine	2/12 Santa Clara
12/13 Pacific	2/14 San Diego
12/15 at USC	2/19 at Portland
12/18 CS Northridge	2/21 at Gonzaga
12/20 Georgia Tech	2/26 Saint Mary's
12/27-30 TBD (Rainbow Classic)	2/28 San Francisco
1/3 Western Oregon	
1/10 Loyola Marymount	



NORTH FLORIDA

Nov. 20; Provo, Utah; 7:30 p.m. MT (BYU TV)

GENERAL INFO

Location: Jacksonville, Fla.
Founded: 1965
Enrollment: 17,000
Nickname: Ospreys
Colors: Navy Blue and Gray
Home Arena: UNF Arena (5,800)
Conference: Atlantic Sun
Athletic Director: Dr. Richard Gropper

BASKETBALL INFO

Head Coach: Matt Kilcullen
Alma Mater: Lehman College '76
Best Time to Call: Mornings
Office Phone: (904) 620-2494
Overall Record (Years): 211-311 (18)
Record at School (Years): 93-190 (9)
Assistant Coaches: Evans Davis, Earnest Crumbley, Jimmy Link



HEAD COACH
Matt Kilcullen

2007-08

Overall Record: 3-26
Conference Record/Finish: 1-15/12th
Final Rankings/Postseason Finish: N/A

2008-09

Lettermen Returning/Lost: 6/7
Starters Returning/Lost: 3/2

STARTERS RETURNING

Stan Januska (G, 6-6, Jr.) 10/8 ppg, 4.4 rpg
Devon Jones (F, 6-6, So.) 6.4 ppg, 4.4 rpg
Germaine Sparkes (G, 6-6, Jr.) 3.3 ppg, 3.8 rpg

SERIES HISTORY

Series Record: First Meeting

MEDIA RELATIONS

Basketball Contact: Shawn LaFata
Office: (904) 620-4027
Cell: (904) 718-3208
Email: slafata@unf.edu
Fax: (904) 620-2821
Press Row: (904) 620-1902
Website: www.unfospreys.com



RICE

Nov. 21; Provo, Utah; 8:30 p.m. MT (BYU TV)

GENERAL INFO

Location: Houston, Texas
Founded: 1891
Enrollment: 5,145
Nickname: Owls
Colors: Blue and Gray
Home Arena: Tudor Fieldhouse (TBD)
Conference: Conference USA
Athletic Director: Chris Del Conte

BASKETBALL INFO

Head Coach: Ben Braun
Alma Mater: Wisconsin '75
Best Time to Call: Contact SID
Office Phone: (713) 348-4075
Overall Record (Years): 552-389 (31)
Record at School (Years): First Season
Assistant Coaches: Louis Reynaud, Kevin Mouton, Mike Roberts



HEAD COACH
Ben Braun

2007-08

Overall Record: 3-27
Conference Record/Finish: 0-16/12th
Final Rankings/Postseason Finish: N/A

2008-09

Lettermen Returning/Lost: 6/6
Starters Returning/Lost: 3/2

STARTERS RETURNING

Bryan Beasley (G, 6-0, So.) 3.3 ppg, 2.2 rpg
Rodney Foster (G, 6-1, Sr.) 11.2 ppg, 3.1 apg
Lawrence Ghoram (G, 6-5, Jr.) 3.9 ppg, 8.5 rpg

SERIES HISTORY

Series Record: BYU leads, 4-2
Last Meeting: Nov. 30, 2002
Result: BYU won 96-56 @ BYU

MEDIA RELATIONS

Basketball Contact: Ron Mears
Office: (713) 348-3929
Cell: (832) 969-1388
Email: rmears@rice.edu
Fax: (713) 348-6019
Press Row: (713) 348-5638
Website: www.riceowls.com



2008-09 SCHEDULE

11/16	at Savannah State	1/11	Mercer
11/20	at BYU	1/15	Jacksonville
11/21	vs. Cal Poly	1/19	at Campbell
11/22	vs. Rice	1/23	at Florida Gulf Coast
11/28	at Charleston Southern	1/25	at Stetson
12/4	Lipscomb	1/30	USC Upstate
12/6	Belmont	2/1	East Tennessee State
12/16	at Clemson	2/7	at Kennesaw State
12/18	at Furman	2/9	at Mercer
12/20	Palm Beach Atlantic	2/12	at Jacksonville
12/28	IPFW	2/14	Campbell
12/31	at Miami	2/19	Florida Gulf Coast
1/3	at USC Upstate	2/21	Stetson
1/5	at East Tennessee State	2/26	at Belmont
1/9	Kennesaw State	2/28	at Lipscomb

2008-09 SCHEDULE

11/15	Portland State	1/17	UCF
11/20	vs. Cal Poly	1/21	at Memphis
11/21	at BYU	1/24	at UAB
11/22	vs. North Florida	1/28	Tulane
11/25	Lamar	1/31	East Carolina
11/30	at Texas	2/7	at Houston
12/4	Texas-San Antonio	2/11	Southern Miss
12/6	Texas State	2/14	at East Carolina
12/17	Harvard	2/18	UTEP
12/20	at Duquesne	2/21	at SMU
12/22	Oklahoma	2/25	at UCF
12/28	at Arkansas-Little Rock	2/28	Houston
12/31	Texas A&M	3/4	at Marshall
1/3	at Richmond	3/7	Tulsa
1/10	at Tulane		
1/14	SMU		



CAL POLY

Nov. 22; Provo, Utah; 8:30 p.m. MT (BYU TV)

GENERAL INFO

Location: San Luis Obispo, Calif.
 Founded: 1901
 Enrollment: 19,779
 Nickname: Mustangs
 Colors: Forest Green and Gold
 Home Arena: Mott Gymnasium (3,032)
 Conference: Big West
 Athletic Director: Alison Cone

BASKETBALL INFO

Head Coach: Kevin Bromley
 Alma Mater: Colorado State '83
 Best Time to Call: Mornings
 Office Phone: Call SID
 Overall Record (Years): 92-124 (8)
 Record at School (Years): Same
 Assistant Coaches: Tim Murphy, Bob Lowe, Wil Hooker



HEAD COACH
Kevin Bromley

2007-08

Overall Record: 12-18
 Conference Record/Finish: 7-9/6th
 Final Rankings/Postseason Finish: N/A

2008-09

Lettermen Returning/Lost: 9/6
 Starters Returning/Lost: 3/2

STARTERS RETURNING

Trae Clark (G, 5-11, Sr.) 10.3 ppg, 3.4 apg
 Lorenzo Keeler (G, 6-2, Jr.) 10.3 ppg, 2.4 rpg
 Titus Shelton (F, 6-7, Sr.) 7.9 ppg, 4.7 rpg

SERIES HISTORY

Series Record: First Meeting

MEDIA RELATIONS

Basketball Contact: Brian Thurmond
 Office: (805) 756-2410
 Cell: (805) 550-7601
 Email: bthurmon@calpoly.edu
 Fax: (805) 756-2650
 Press Row: (805) 756-6751
 Website: www.gopoly.com



IDAHO STATE

Nov. 29; Pocatello, Idaho; 7 p.m. MT

GENERAL INFO

Location: Pocatello, Idaho
 Founded: 1901
 Enrollment: 13,929
 Nickname: Bengals
 Colors: Black and Orange
 Home Arena: Holt Arena (8,000)
 Conference: Big Sky
 Athletic Director: Jeff Tingey (interim)

BASKETBALL INFO

Head Coach: Joe O'Brien
 Alma Mater: Monmouth '77
 Best Time to Call: Mornings
 Office Phone: (208) 282-4492
 Overall Record (Years): 25-36 (2)
 Record at School (Years): Same
 Assistant Coaches: Steve Swanson, Geoff Alexander, Mike Brown



HEAD COACH
Joe O'Brien

2007-08

Overall Record: 12-19
 Conference Record/Finish: 8-8/T4th
 Final Rankings/Postseason Finish: N/A

2008-09

Lettermen Returning/Lost: 8/2
 Starters Returning/Lost: 4/1

STARTERS RETURNING

Donnie Carson (G, 6-2, Jr.) 6.2 ppg, 2.5 rpg
 Amorrow Morgan (G, 6-5, Jr.) 9.7 ppg, 2.9 rpg
 Lucas Steijn (C, 6-11, Sr.) 6.9 ppg, 3.3 rpg
 Matt Stucki (G, 6-6, Sr.) 11.9 ppg, 3.1 rpg

SERIES HISTORY

Series Record: BYU leads, 29-6
 Last Meeting: Nov. 14, 2007
 Result: BYU won 90-69 @ BYU

MEDIA RELATIONS

Basketball Contact: Frank Mercogiano
 Office: (208) 282-2621
 Cell: (208) 406-3570
 Email: mercfran@isu.edu
 Fax: (208) 282-3659
 Press Row: (208) 282-5572
 Website: www.isubengals.com



2008-09 SCHEDULE

11/14	Arkansas-Little Rock	1/24	at UC Davis
11/20	vs. Rice	1/31	CS Northridge
11/21	vs. North Florida	2/5	at UC Irvine
11/22	at BYU	2/7	at CS Fullerton
11/29	at Utah State	2/11	at CS Northridge
12/3	San Francisco	2/14	at UC Santa Barbara
12/14	Seattle	2/18	UC Davis
12/17	Portland State	2/21	Bracket Busters
12/23	at CS Bakersfield	2/25	CS Bakersfield
12/29	Fresno State	2/28	Pacific
1/2	at UC Riverside	3/5	Long Beach State
1/4	at Long Beach State	3/7	UC Riverside
1/8	CS Fullerton		
1/10	UC Irvine		
1/17	UC Santa Barbara		
1/22	at Pacific		

2008-09 SCHEDULE

11/14	Eastern Oregon	1/10	at Portland State
11/18	at Hawaii	1/15	Montana
11/22	at Boise State	1/17	Montana State
11/25	Long Beach State	1/22	at Northern Arizona
11/29	BYU	1/24	at Sacramento State
12/2	at Washington State	1/29	Weber State
12/6	Utah	1/31	at Weber State
12/9	at Wisconsin	2/7	at Northern Colorado
12/11	at Wisconsin-Green Bay	2/12	Portland State
12/20	Utah State	2/14	Eastern Washington
12/23	at Arizona State	2/19	at Montana State
12/27	at Nevada	2/21	at Montana
12/29	Idaho	2/26	Sacramento State
1/1	Northern Colorado	2/28	Northern Arizona
1/3	at Kansas State		
1/8	at Eastern Washington		



WEBER STATE

Dec. 3; Ogden, Utah; 7 p.m. MT (KJZZ - BYU TV)

GENERAL INFO

Location: Ogden, Utah
Founded: 1889
Enrollment: 18,300
Nickname: Wildcats
Colors: Royal Purple and White
Home Arena: Dee Events Center (12,000)
Conference: Big Sky
Athletic Director: Jerry Graybeal

BASKETBALL INFO

Head Coach: Randy Rahe
Alma Mater: Buena Vista '82
Best Time to Call: 11-12
Office Phone: (801) 626-7292
Overall Record (Years): 36-26 (2)
Record at School (Years): Same
Assistant Coaches: Eric Duft, Tim Gardner, Charles Harral



HEAD COACH
Randy Rahe

2007-08

Overall Record: 16-14
Conference Record/Finish: 10-6/3rd
Final Rankings/Postseason Finish: N/A

2008-09

Lettermen Returning/Lost: 7/4
Starters Returning/Lost: 2/3

STARTERS RETURNING

Daviin Davis (F, 6-4, Sr.) 8.6 ppg, 3.0 rpg
Steve Panos (C, 6-8, Jr.) 7.1 ppg, 3.3 rpg

SERIES HISTORY

Series Record: BYU leads, 23-10
Last Meeting: Dec. 5, 2007
Result: BYU won 72-57 @ BYU

MEDIA RELATIONS

Basketball Contact: Brad Larsen
Office: (801) 626-6010
Cell: (801) 698-9548
Email: blarsen3@weber.edu
Fax: (801) 626-6490
Press Row: (801) 626-6588
Website: www.weberstatesports.com



UTAH STATE

Dec. 6; Salt Lake City; 5 p.m. MT (KJZZ - BYU TV)

GENERAL INFO

Location: Logan, Utah
Founded: 1888
Enrollment: 24,421
Nickname: Aggies
Colors: Navy Blue and White
Home Arena: Dee Glen Smith Spectrum (10,270)
Conference: Western Athletic
Athletic Director: Scott Barnes

BASKETBALL INFO

Head Coach: Stew Morrill
Alma Mater: Gonzaga '74
Best Time to Call: Call SID
Office Phone: (435) 797-2060
Overall Record (Years): 455-224 (21)
Record at School (Years): 237-86 (10)
Assistant Coaches: Tim Duryea, Chris Jones, Tarvish Felton



HEAD COACH
Stew Morrill

2007-08

Overall Record: 24-11
Conference Record/Finish: 12-4/T1st
Final Rankings/Postseason Finish: NR/NIT First Round

2008-09

Lettermen Returning/Lost: 6/5
Starters Returning/Lost: 3/2

STARTERS RETURNING

Tyler Newbold (G/F, 6-4, So.) 5.4 ppg, 2.5 rpg
Tai Wesley (F, 6-7, So.) 9.9 ppg, 4.5 rpg
Gary Wilkinson (F, 6-9, Sr.) 13.3 ppg, 7.0 rpg

SERIES HISTORY

Series Record: BYU leads, 134-90
Last Meeting: Dec. 16, 2006
Result: BYU won 75-62 @ BYU

MEDIA RELATIONS

Basketball Contact: Doug Hoffman
Office: (435) 797-3714
Cell: (435) 881-8011
Email: doug.hoffman@usu.edu
Fax: (435) 797-2615
Press Row: (435) 797-1686
Website: www.utahstateaggies.com



2008-09 SCHEDULE

11/12 vs. TBD	1/15 Montana State
11/13 vs. TBD	1/17 Montana
11/22 at Long Beach State	1/22 at Sacramento State
11/25 at Utah State	1/24 at Northern Arizona
11/29 Montana Tech	1/29 at Idaho State
12/3 BYU	1/31 Idaho State
12/11 Long Beach State	2/5 at Northern Colorado
12/13 at Southern Utah	2/12 Eastern Washington
12/17 UC Santa Barbara	2/14 Portland State
12/20 at Utah	2/19 at Montana
12/22 vs. Texas Pan-American	2/26 Northern Arizona
12/23 vs. Southern Miss	2/28 Sacramento State
12/29 at Arizona	3/4 at Montana State
1/3 Northern Colorado	
1/8 at Portland State	
1/11 at Eastern Washington	

2008-09 SCHEDULE

11/14 Montana State-Northern	1/15 Fresno State
11/17 at UC Santa Barbara	1/17 Boise State
11/25 Weber State	1/22 at San Jose State
11/29 Cal Poly	1/24 at Hawaii
12/2 UC Irvine	1/29 Nevada
12/6 vs. BYU	1/31 at Fresno State
12/13 at Utah Valley	2/5 New Mexico State
12/17 at Southern Utah	2/7 Louisiana Tech
12/20 at Idaho State	2/12 at Idaho
12/22 Utah	2/14 at Boise State
12/29 Howard	2/18 CS Bakersfield
12/30 Houston Baptist	2/21 Bracket Busters
12/31 Wyoming	2/26 Hawaii
1/5 Idaho	2/28 at Nevada
1/8 at Louisiana Tech	3/7 San Jose State
1/10 at New Mexico State	



BOISE STATE

Dec. 10; Provo, Utah; 8 p.m. MT (The Mtn.)

GENERAL INFO

Location: Boise, Idaho
 Founded: 1932
 Enrollment: 19,667
 Nickname: Broncos
 Colors: Blue and Orange
 Home Arena: Taco Bell Arena (12,380)
 Conference: Western Athletic
 Athletic Director: Gene Bleymaier

BASKETBALL INFO

Head Coach: Greg Graham
 Alma Mater: Oregon '78
 Best Time to Call: Mornings
 Office Phone: (208) 426-1952
 Overall Record (Years): 126-87 (7)
 Record at School (Years): 108-82 (6)
 Assistant Coaches: Tim Cleary, Andy McClouskey

2007-08

Overall Record: 25-9
 Conference Record/Finish: 12-4/T1st
 Final Rankings/Postseason Finish: NR/NCAA First Round

2008-09

Lettermen Returning/Lost: 9/4
 Starters Returning/Lost: 1/4

STARTERS RETURNING

Anthony Thomas (G, 6-0, Jr.) 8.5 ppg, 4.1 apg

SERIES HISTORY

Series Record: BYU leads, 8-4
 Last Meeting: Dec. 29, 2007
 Result: Boise State won 73-70 @ BSU

MEDIA RELATIONS

Basketball Contact: TBD
 Office: (208) 426-3868
 Cell: TBD
 Email: TBD
 Fax: (208) 426-1778
 Press Row: (208) 426-1503
 Website: www.broncosports.com



HEAD COACH
Greg Graham



PORTLAND

Dec. 13; Provo, Utah; 8 p.m. MT (The Mtn.)

GENERAL INFO

Location: Portland, Ore.
 Founded: 1901
 Enrollment: 3,300
 Nickname: Pilots
 Colors: Purple and White
 Home Arena: Chiles Center (4,852)
 Conference: West Coast
 Athletic Director: Larry Williams

BASKETBALL INFO

Head Coach: Eric Reveno
 Alma Mater: Stanford '89
 Best Time to Call: Contact SID
 Office Phone: (503) 943-7117
 Overall Record (Years): 18-45 (2)
 Record at School (Years): Same
 Assistant Coaches: Joel Sobotka, Eric Jackson, Michael Wolf

2007-08

Overall Record: 9-23
 Conference Record/Finish: 3-11/7th
 Final Rankings/Postseason Finish: N/A

2008-09

Lettermen Returning/Lost: 9/4
 Starters Returning/Lost: 4/1

STARTERS RETURNING

Taishi Ito (G, 6-0, Jr.) 5.3 ppg, 3.2 apg
 Kramer Knutson (C/F, 6-9, So.) 4.5 ppg, 3.8 rpg
 Nik Raiivo (G, 6-4, Jr.) 12.6 ppg, 3.6 rpg
 Luke Sikma (F, 6-8, So.) 6.1 ppg, 7.3 rpg

SERIES HISTORY

Series Record: BYU leads, 3-1
 Last Meeting: Dec. 1, 2007
 Result: BYU won 78-54 @ Portland

MEDIA RELATIONS

Basketball Contact: Jason Brough
 Office: (503) 943-8439
 Cell: (503) 706-3460
 Email: brough@up.edu
 Fax: (503) 943-7242
 Press Row: (503) 943-7527
 Website: www.portlandpilots.com



HEAD COACH
Eric Reveno



2008-09 SCHEDULE

11/17 at Siena	1/17 at Utah State
11/22 Idaho State	1/22 New Mexico State
11/24 Montana State	1/24 Louisiana Tech
11/29 Southern Utah	1/29 at Idaho
12/3 Wyoming	2/7 at San Jose State
12/6 Colorado State	2/9 at Fresno State
12/10 at BYU	2/14 Utah State
12/13 San Francisco	2/18 Idaho
12/20 at CS Bakersfield	2/21 at Bracket Busters
12/22 at San Diego	2/28 at Louisiana Tech
12/29 Eastern Washington	3/2 at New Mexico State
1/3 at Hawaii	3/5 Fresno State
1/8 San Jose State	3/7 Nevada
1/10 Hawaii	
1/15 at Nevada	

2008-09 SCHEDULE

11/15 Washington	1/17 Santa Clara
11/18 at Portland State	1/22 at Loyola Marymount
11/21 Yale	1/24 at Pepperdine
11/23 at UC Davis	1/29 San Diego
11/29 Nevada	1/31 Saint Mary's
12/3 Eastern Washington	2/5 Gonzaga
12/6 Idaho	2/12 at San Francisco
12/13 at BYU	2/14 at Saint Mary's
12/16 at Northern Colorado	2/19 Pepperdine
12/20 at Oregon	2/21 Loyola Marymount
12/27 vs. Air Force	2/26 at San Diego
12/28 vs. Cal/Dartmouth	2/28 at Santa Clara
12/30 at CS Bakersfield	
1/4 Seattle	
1/10 at Gonzaga	
1/15 San Francisco	



ARIZONA STATE

Dec. 20; Glendale, Ariz.; 2:30 p.m. MT (FSN)

GENERAL INFO

Location: Tempe, Ariz.
Founded: 1885
Enrollment: 67,082
Nickname: Sun Devils
Colors: Maroon and Gold
Home Arena: Wells Fargo Arena (13,947)
Conference: Pacific-10
Athletic Director: Lisa Love

BASKETBALL INFO

Head Coach: Herb Sendek
Alma Mater: Carnegie-Mellon '85
Best Time to Call: Mornings
Office Phone: (480) 965-3261
Overall Record (Years): 283-193 (15)
Record at School (Years): 29-35 (2)
Assistant Coaches: Dedrique Taylor, Scott Pera, Lamont Smith



HEAD COACH
Herb Sendek

2007-08

Overall Record: 21-13
Conference Record/Finish: 9-9/T5th
Final Rankings/Postseason Finish: NR/NIT Third Round

2008-09

Lettermen Returning/Lost: 9/2
Starters Returning/Lost: 5/0

STARTERS RETURNING

Ty Abbott (G, 6-3, So.) 9.9 ppg, 3.6 rpg
Derek Glasser (G, 6-1, Jr.) 6.1 ppg, 3.9 apg
James Harden (G, 6-4, So.) 17.8 ppg, 5.3 rpg
Rihards Kuksiks (G, 6-4, So.) 5.4 ppg, 1.8 rpg
Jeff Pendergraph (F, 6-9, Sr.) 12.4 ppg, 6.4 rpg

SERIES HISTORY

Series Record: BYU leads, 26-21
Last Meeting: Dec. 4, 2002
Result: BYU won 64-60 @ Arizona State

MEDIA RELATIONS

Basketball Contact: Doug Tammaro
Office: (480) 965-5799
Cell: (480) 734-7795
Email: tammaro@asu.edu
Fax: (480) 965-5408
Press Row: (480) 965-4778
Website: www.thesundevils.com



WESTERN OREGON

Dec. 23; Provo, Utah; 7 p.m. MT

GENERAL INFO

Location: Monmouth, Ore.
Founded: 1856
Enrollment: 5,150
Nickname: Wolves
Colors: Crimson Red and White
Home Arena: New P.E. Building (2,473)
Conference: Great Northwest Athletic Conference
Athletic Director: Jon Carey

BASKETBALL INFO

Head Coach: Craig Stanger
Alma Mater: BYU '92
Best Time to Call: Call SID
Office Phone: (503) 838-8068
Overall Record (Years): 34-47 (3)
Record at School (Years): Same
Assistant Coaches: Everett Hartman, Jerod Gibson, Robin Andrea



HEAD COACH
Craig Stanger

2007-08

Overall Record: 15-12
Conference Record/Finish: 8-10/T5th
Final Rankings/Postseason Finish: N/A

2008-09

Lettermen Returning/Lost: 7/4
Starters Returning/Lost: 3/2

STARTERS RETURNING

Sam Kelly (G, 6-5, Sr.) 11.7 ppg, 2.8 rpg
Travis Kuhns (F, 6-8, Sr.) 13.9 ppg, 4.7 rpg
Mike McLaughlin (F/C, 6-7, Jr.) 10.7 ppg, 6.5 rpg

SERIES HISTORY

Series Record: BYU leads, 2-0
Last Meeting: Dec. 22, 2006
Result: BYU won 102-40 @ BYU

MEDIA RELATIONS

Basketball Contact: Russ Blunck
Office: (503) 838-8160
Cell: (503) 930-1275
Email: blunckr@wou.edu
Fax: (503) 838-8164
Press Row: (503) 838-8922
Website: www.wouwolves.com



2008-09 SCHEDULE

11/14	Mississippi Valley State	1/15	at USC
11/18	at San Diego State	1/17	at UCLA
11/23	Pepperdine	1/21	at Arizona
11/27	vs. Charlotte	1/29	Washington State
11/28	vs. TBD	1/31	Washington
11/30	vs. TBD	2/5	at Oregon
12/4	Jackson State	2/7	at Oregon State
12/7	Nebraska	2/12	UCLA
12/14	vs. IUPUI	2/15	USC
12/20	vs. BYU	2/22	Arizona
12/23	Idaho State	2/26	at Washington
12/29	Central Connecticut St.	2/28	at Washington State
1/2	at Stanford	3/5	Stanford
1/4	at California	3/7	California
1/8	Oregon State		
1/10	Oregon		

2008-09 SCHEDULE

11/15	Dixie State	1/22	Alaska Anchorage
11/21	Chico State	1/24	Alaska Fairbanks
11/22	TBD	1/29	Seattle Pacific
11/29	Linfield	1/31	at Saint Martin's
12/6	Walla Walla	2/5	Montana State Billings
12/13	Evergreen State	2/7	at Central Washington
12/19	vs. Sonoma State	2/12	at Seattle Pacific
12/20	at Humboldt State	2/14	Western Washington
12/23	at BYU	2/19	Central Washington
12/29	vs. Fort Lewis	2/21	Northwest Nazarene
12/30	vs. Mesa State	2/25	at Western Washington
1/3	at Pepperdine	3/5	at Alaska Fairbanks
1/10	Saint Martin's	3/7	at Alaska Anchorage
1/15	at Montana State Billings		
1/17	at Northwest Nazarene		



TULSA

Dec. 30; Tulsa, Okla.; 7 p.m. CT

GENERAL INFO

Location: Tulsa, Okla.
 Founded: 1894
 Enrollment: 4,100
 Nickname: Golden Hurricane
 Colors: Old Gold, Royal Blue and Crimson
 Home Arena: Donald W. Reynolds Center (8,355)
 Conference: Conference USA
 Athletic Director: Bubba Cunningham



HEAD COACH
Doug Wojcik

BASKETBALL INFO

Head Coach: Doug Wojcik
 Alma Mater: US Naval Academy '87
 Best Time to Call: Contact SID
 Office Phone: (918) 631-3132
 Overall Record (Years): 56-42 (3)
 Record at School (Years): Same
 Assistant Coaches: Dave Wojcik, David Cason, Jeremy Ballard

2007-08

Overall Record: 25-14
 Conference Record/Finish: 8-8/6th
 Final Ranking/Postseason: NR/CBI Champion

2008-09

Lettermen Returning/Lost: 7/3
 Starters Returning/Lost: 3/2

STARTERS RETURNING

Jerome Jordan (C, 7-0, Jr.) 10.5 ppg, 7.9 rpg
 Ray Reese II (F, 6-5, Sr.) 7.7 ppg, 3.7 rpg
 Ben Uzoh (G, 6-3, Jr.) 15.6 ppg, 5.4 rpg

SERIES HISTORY

Series Record: BYU leads, 7-4
 Last Meeting: Dec. 30, 2005
 Result: BYU won 68-49 @ BYU

MEDIA RELATIONS

Basketball Contact: Don Tomkalski
 Office: (918) 631-3200
 Cell: (918) 640-0683
 Email: donald-tomkalski@utulsa.edu
 Fax: (918) 631-3913
 Press Row: (918) 631-5400
 Website: www.tulsahurricane.com



WAKE FOREST

Jan. 3; Provo, Utah; 6 p.m. MT (The Mtn.)

GENERAL INFO

Location: Winston-Salem N.C.
 Founded: 1834
 Enrollment: 4,412
 Nickname: Demon Deacons
 Colors: Old Gold and Black
 Home Arena: Veterans Memorial Coliseum (14,665)
 Conference: Atlantic Coast
 Athletic Director: Ron Wellman



HEAD COACH
Dino Gaudio

BASKETBALL INFO

Head Coach: Dino Gaudio
 Alma Mater: Ohio University '81
 Best Time to Call: Call SID
 Office Phone: (336) 758-5622
 Overall Record (Years): 85-137 (8)
 Record at School (Years): 17-13 (1)
 Assistant Coaches: Jeff Battle, Pat Kelsey, Mike Muse

2007-08

Overall Record: 17-13
 Conference Record/Finish: 7-9/T7th
 Final Rankings/Postseason Finish: N/A

2008-09

Lettermen Returning/Lost: 11/1
 Starters Returning/Lost: 5/0

STARTERS RETURNING

James Johnson (F, 6-9, So.) 14.6 ppg, 8.1 rpg
 Chas McFarland (C, 7-0, Jr.) 8.4 ppg, 5.8 rpg
 Ishmael Smith (G, 6-0, Jr.) 8.6 ppg, 3.4 rpg
 Jeff Teague (G, 6-2, So.) 13.9 ppg, 2.7 rpg
 L.D. Williams (G, 6-4, Jr.) 8.9 ppg, 3.8 rpg

SERIES HISTORY

Series Record: Wake Forest leads, 3-1
 Last Meeting: Jan. 8, 2008
 Result: Wake Forest won 79-62 @ Wake Forest

MEDIA RELATIONS

Basketball Contact: Scott Wortman
 Office: (336) 785-6099
 Cell: (419) 203-4229
 Email: wortmasm@wfu.edu
 Fax: (336) 758-5140
 Press Row: (336) 727-2945
 Website: www.wakeforestsports.com



2008-09 SCHEDULE

11/15	Oral Roberts	1/13	Memphis
11/20	at Oklahoma State	1/17	Marshall
11/23	Texas A&M CC	1/21	at Tulane
11/25	North Carolina Central	1/24	at UTEP
11/28	vs. Texas A&M	1/28	UAB
11/29	vs. TBD	1/31	SMU
12/3	at Ohio	2/4	at Marshall
12/7	vs. Oklahoma	2/7	UTEP
12/10	Missouri State	2/11	at Memphis
12/14	Presbyterian	2/14	at UCF
12/20	at Loyola Marymount	2/21	East Carolina
12/23	Texas-Arlington	2/25	Houston
12/30	BYU	2/28	at SMU
1/3	Northeastern Oklahoma	3/4	UCF
1/7	at Southern Miss	3/7	at Rice
1/10	at Charlotte		

2008-09 SCHEDULE

11/14	North Carolina Central	1/17	at Clemson
11/19	UNC Wilmington	1/21	Virginia Tech
11/24	Winston-Salem State	1/28	Duke
11/27	vs. CS Fullerton	1/31	at Georgia Tech
11/28	vs. TBD	2/4	at Miami
11/30	vs. TBD	2/8	Boston College
12/3	Indiana	2/11	at N.C. State
12/6	Bucknell	2/14	Florida State
12/14	Wright State	2/18	Georgia Tech
12/19	at Richmond	2/22	at Duke
12/22	at East Carolina	2/26	N.C. State
12/30	Radford	2/28	at Virginia
1/3	at BYU	3/3	at Maryland
1/11	North Carolina	3/8	Clemson
1/14	at Boston College		



COLORADO STATE

Jan. 10; Ft. Collins, Colo.; 1 p.m. MT (The Mtn.)

Feb. 11; Provo, Utah; 6 p.m. MT (The Mtn.)

GENERAL INFO

Location: Fort Collins, Colo.
 Founded: 1870
 Enrollment: 25,500
 Nickname: Rams
 Colors: Green and Gold
 Home Arena: Moby Arena (8,745)
 Conference: Mountain West
 Athletic Director: Paul Kowalczyk

BASKETBALL INFO

Head Coach: Tim Miles
 Alma Mater: University of Mary '89
 Best Time to Call: Call SID
 Office Phone: (970) 491-6232
 Overall Record (Years): 219-157 (13)
 Record at School (Years): 7-25 (1)
 Assistant Coaches: Niko Medved, Mark Amaral, DeMarlo Slocum

2007-08

Overall Record: 7-25
 Conference Record/Finish: 0-16/9th
 Final Rankings/Postseason Finish: N/A

2008-09

Lettermen Returning/Lost: 7/5
 Starters Returning/Lost: 3/1

STARTERS RETURNING

Willis Gardner (G, 6-1, Sr.) 9.8 ppg, 3.2 rpg
 Andre McFarland (F, 6-6, So.) 8.3 ppg, 4.5 rpg
 Marcus Walker (G, 6-0, Sr.) 17.1 ppg, 2.6 apg

SERIES HISTORY

Series Record: BYU leads, 84-46
 Last Meeting: March 13, 2008
 Result: BYU won 89-62 @ MWC Tournament

MEDIA RELATIONS

Basketball Contact: John Manuszak
 Office: (970) 491-6494
 Cell: (970) 222-8458
 Email: john.manuszak@colostate.edu
 Fax: (970) 491-1348
 Press Row: (970) 222-8458
 Website: www.csurams.com



HEAD COACH
Tim Miles



TCU

Jan. 13; Provo, Utah; 8 p.m. MT (The Mtn.)

Feb. 14; Ft. Worth, Texas; 6:30 p.m. CT (The Mtn.)

GENERAL INFO

Location: Fort Worth, Texas
 Founded: 1873
 Enrollment: 8,749
 Nickname: Horned Frogs
 Colors: Purple and White
 Home Arena: Daniel-Meyer Coliseum (7,201)
 Conference: Mountain West
 Athletic Director: Dr. Daniel B. Morrison, Jr.

BASKETBALL INFO

Head Coach: Jim Christian
 Alma Mater: Rhode Island '88
 Best Time to Call: Contact SID
 Office Phone: (817) 257-7968
 Overall Record (Years): 138-58 (6)
 Record at School (Years): First Season
 Assistant Coaches: Jean Prioleau, Anthony Anderson, Bill Wuczynski

2007-08

Overall Record: 14-16
 Conference Record/Finish: 6-10/7th
 Final Ranking/Postseason: N/A

2008-09

Lettermen Returning/Lost: 2/6
 Starters Returning/Lost: 2/3

STARTERS RETURNING

Kevin Langford (F, 6-8, Sr.) 13.3 ppg, 5.3 rpg
 Jason Ebie (G, 6-1, Jr.) 4.7 ppg, 2.8 apg

SERIES HISTORY

Series Record: BYU leads, 11-3
 Last Meeting: March 8, 2008
 Result: BYU won 61-54 @ TCU

MEDIA RELATIONS

Basketball Contact: Joe Monaco
 Office: (817) 257-5378
 Cell: (817) 343-2064
 Email: j.monaco@tcu.edu
 Fax: (817) 257-7964
 Press Row: (817) 257-7337
 Website: www.gofrogs.com



HEAD COACH
Jim Christian



2008-09 SCHEDULE

11/14	Montana	1/10	BYU
11/18	Northern Colorado	1/14	UNLV
11/22	Minnesota	1/17	at Utah
11/24	Saint Martin's	1/20	Air Force
11/26	New Orleans	1/24	at Wyoming
11/29	at San Francisco	1/28	at New Mexico
12/2	Nevada	1/31	San Diego State
12/6	at Boise State	2/7	TCU
12/10	at Colorado	2/11	at BYU
12/14	Stanford	2/14	at UNLV
12/20	at Denver	2/18	Utah
12/27	vs. TBD	2/21	at Air Force
12/28	vs. TBD	2/25	Wyoming
12/29	vs. TBD	2/28	New Mexico
12/30	vs. TBD	3/4	at San Diego State
1/3	at TCU		

2008-09 SCHEDULE

11/14	vs. Western Michigan	1/13	at BYU
11/15	vs. TBA	1/17	at Air Force
11/16	vs. TBA	1/21	Wyoming
11/19	Nebraska	1/24	New Mexico
11/26	SMU	1/28	at San Diego State
11/29	St. Gregory's	2/4	Utah
12/3	at Colorado	2/7	at Colorado State
12/6	Texas A&M CC	2/10	at UNLV
12/8	Wichita State	2/14	BYU
12/10	at Indiana	2/18	Air Force
12/22	at Louisiana Tech	2/21	at Wyoming
12/30	Colgate	2/24	at New Mexico
1/3	Colorado State	2/28	San Diego State
1/6	at Texas Tech	3/7	at Utah
1/10	UNLV		



NEW MEXICO

Jan. 17; Albuquerque, N.M.; 2 p.m. MT (VERSUS)
 Feb. 17; Provo, Utah; 8 p.m. MT (The Mtn.)

GENERAL INFO

Location: Albuquerque, N.M.
 Founded: 1889
 Enrollment: 25,767
 Nickname: Lobos
 Colors: Cherry and Silver
 Home Arena: The Pit/Bob King Court (18,018)
 Conference: Mountain West
 Vice President for Athletics: Paul Krebs

BASKETBALL INFO

Head Coach: Steve Alford
 Alma Mater: Indiana '87
 Best Time to Call: Call SID
 Office Phone: (505) 925-5750
 Overall Record (Years): 332-192 (17)
 Record at School (Years): 24-9 (1)
 Assistant Coaches: Craig Neal, Ryan Miller, Chris Walker



HEAD COACH
Steve Alford

2007-08

Overall Record: 24-9
 Conference Record/Finish: 11-5/3rd
 Final Rankings/Postseason Finish: NR/NIT First Round

2008-09

Lettermen Returning/Lost: 6/5
 Starters Returning/Lost: 4/1
STARTERS RETURNING
 Daniel Faris (F, 6-9, Sr.) 9.2 ppg, 4.5 rpg
 Dairese Gary (G, 6-1, So.) 7.8 ppg, 2.3 rpg
 Roman Martinez (F, 6-6, Jr.) 7.0 ppg, 3.9 rpg
 Jonathan Wills (G, 6-6, So.) 3.4 ppg, 0.9 rpg

SERIES HISTORY

Series Record: BYU leads 73-50
 Last Meeting: Feb. 26, 2008
 Result: BYU won 71-70 (OT) @ UNM

MEDIA RELATIONS

Basketball Contact: Jay Blackman
 Office: (505) 925-5528
 Cell: (505) 710-2828
 Email: blackman@unm.edu
 Fax: (505) 925-5529
 Press Row: (505) 925-5988
 Website: www.golobos.com



UNLV

Jan. 21; Provo, Utah; 8 p.m. MT (CBS CS)
 Feb. 21; Las Vegas, Nev.; 8 p.m. PT (CBS CS)

GENERAL INFO

Location: Las Vegas, Nev.
 Founded: 1957
 Enrollment: 28,000
 Nickname: Runnin' Rebels
 Colors: Scarlet and Gray
 Home Arena: Thomas & Mack Center (18,500)
 Conference: Mountain West
 Athletic Director: Mike Hamrick

BASKETBALL INFO

Head Coach: Lon Kruger
 Alma Mater: Kansas State '75
 Best Time to Call: Call SID
 Office Phone: (702) 895-3295
 Overall Record (Years): 409-275 (22)
 Record at School (Years): 91-42 (4)
 Assistant Coaches: Greg Gensing, Steve Henson, Lew Hill



HEAD COACH
Lon Kruger

2007-08

Overall Record: 27-8
 Conference Record/Finish: 12-4/2nd
 Final Rankings/Postseason Finish: NR/NCAA Second Round

2008-09

Lettermen Returning/Lost: 7/3
 Starters Returning/Lost: 3/2
STARTERS RETURNING
 Wink Adams (G, 6-0, Sr.) 16.9 ppg, 3.1 apg
 Joe Darger (F, 6-7, Sr.) 11.3 ppg, 4.5 rpg
 Rene Rougeau (G, 6-6, Sr.) 9.0 ppg, 6.2 rpg

SERIES HISTORY

Series Record: UNLV leads, 14-13
 Last Meeting: March 15, 2008
 Result: UNLV won 76-61 @ MWC Tournament at UNLV

MEDIA RELATIONS

Basketball Contact: Andy Grossman
 Office: (702) 895-3995
 Cell: (702) 630-3949
 Email: andy.grossman@unlv.edu
 Fax: (702) 895-0989
 Press Row: (702) 895-4600
 Website: www.unlvrebels.com



2008-09 SCHEDULE

11/14	Southeast Missouri State	1/10	Air Force
11/16	at Creighton	1/17	BYU
11/20	Grambling	1/21	at San Diego State
11/22	Central Florida	1/24	at TCU
11/24	CS Northridge	1/28	Colorado State
11/29	vs. VCU	1/31	at Utah
11/30	vs. Drake/Vanderbilt	2/3	Wyoming
12/6	Southern Miss	2/7	UNLV
12/10	at San Diego	2/11	at Air Force
12/13	Ole Miss	2/17	at BYU
12/17	Oral Roberts	2/21	San Diego State
12/20	at Texas Tech	2/24	TCU
12/23	New Mexico State	2/28	at Colorado State
12/30	at New Mexico State	3/3	Utah
1/3	at UNLV	3/7	at Wyoming
1/6	UTEP		

2008-09 SCHEDULE

11/15	San Diego	1/10	at TCU
11/18	Texas-Pan American	1/14	at Colorado State
11/20	Northern Arizona	1/17	Wyoming
11/22	North Carolina A&T	1/21	at BYU
11/24	at UTEP	1/24	Utah
11/28	California	1/31	at Air Force
11/29	vs. TBA	2/3	San Diego State
12/3	at Fresno State	2/7	at New Mexico
12/6	at Nevada	2/10	TCU
12/14	vs. Western Michigan	2/14	Colorado State
12/17	Santa Clara	2/18	at Wyoming
12/20	Arizona	2/21	BYU
12/23	Southern Utah	2/25	at Utah
12/31	at Louisville	3/4	Air Force
1/3	New Mexico	3/7	at San Diego State



SAN DIEGO STATE

Jan. 24; Provo, Utah; 7 p.m. MT (The Mtn.)
Feb. 24; San Diego, Calif.; 7:30 p.m. PT (The Mtn.)

GENERAL INFO

Location: San Diego, Calif.
Founded: 1897
Enrollment: 34,360
Nickname: Aztecs
Colors: Scarlet and Black
Home Arena: Cox Arena (12,414)
Conference: Mountain West
Athletic Director: Jeff Schemmel

BASKETBALL INFO

Head Coach: Steve Fisher
Alma Mater: Illinois State '67
Best Time to Call: Contact SID
Office Phone: (619) 594-6249
Overall Record (Years): 331-212 (17)
Record at School (Years): 147-130 (9)
Assistant Coaches: Brian Dutcher, Justin Hutson, Mark Fisher



HEAD COACH
Steve Fisher

2007-08

Overall Record: 20-13
Conference Record/Finish: 9-7/4th
Final Rankings/Postseason Finish: NR/NIT First Round

2008-09

Lettermen Returning/Lost: 8/3
Starters Returning/Lost: 5/0

STARTERS RETURNING

Ryan Amoroso (F, 6-8, Sr.) 11.4 ppg, 6.5 rpg
D.J. Gay (G, 6-0, So.) 5.8 ppg, 1.7 apg
Kyle Spain (F, 6-5, Sr.) 13.2 ppg, 5.4 rpg
Lorenzo Wade (F, 6-6, Sr.) 14.8 ppg, 4.5 rpg
Billy White (F, 6-8, So.) 8.5 ppg, 5.9 rpg

SERIES HISTORY

Series Record: BYU leads, 42-21
Last Meeting: March 14, 2008
Result: BYU won 63-54 @ MWC Tournament

MEDIA RELATIONS

Basketball Contact: Mike May
Office: (619) 594-5547
Cell: (619) 957-8372
Email: mmay@mail.sdsu.edu
Fax: (619) 582-6541
Press Row: (619) 265-5853
Website: www.goaztecs.com



2008-09 SCHEDULE

11/15	UC San Diego	1/14	at Wyoming
11/18	Arizona State	1/21	New Mexico
11/22	Fresno State	1/24	at BYU
11/27	vs. Western Carolina	1/28	TCU
11/28	vs. TBD	1/31	at Colorado State
11/29	vs. TBD	2/3	at UNLV
12/3	at Northern Colorado	2/7	Air Force
12/6	San Diego	2/11	at Utah
12/10	at Arizona	2/14	Wyoming
12/13	vs. Saint Mary's	2/21	at New Mexico
12/20	UC Santa Barbara	2/24	BYU
12/22	CS Northridge	2/28	at TCU
12/29	Arkansas-Pine Bluff	3/4	Colorado State
1/3	at Air Force	3/7	UNLV
1/10	Utah		

UTAH

Jan. 27; Salt Lake City, Utah; 8 p.m. MT (The Mtn.)
Feb. 28; Provo, Utah; 3 p.m. MT (CBS CS)

GENERAL INFO

Location: Salt Lake City, Utah
Founded: 1850
Enrollment: 28,025
Nickname: Runnin' Utes
Colors: Crimson and White
Home Arena: Huntsman Center (15,000)
Conference: Mountain West
Athletic Director: Dr. Chris Hill

BASKETBALL INFO

Head Coach: Jim Boylen
Alma Mater: Maine '87
Best Time to Call: Call SID
Office Phone: (801) 581-5451
Overall Record (Years): 18-15 (1)
Record at School (Years): Same
Assistant Coaches: Jeff Smith, Barret Peery, Stan Johnson



HEAD COACH
Jim Boylen

2007-08

Overall Record: 18-15
Conference Record/Finish: 7-9/6th
Final Rankings/Postseason Finish: NR/CBI Second Round

2008-09

Lettermen Returning/Lost: 10/4
Starters Returning/Lost: 5/0

STARTERS RETURNING

Lawrence Borha (G, 6-3, Sr.) 7.6 ppg, 5.5 rpg
Carlton Brown (F, 6-5, So.) 4.4 ppg, 3.2 rpg
Shaun Green (F, 6-8, Sr.) 7.6 ppg, 5.1 rpg
Tyler Kepkey (G, 6-0, Sr.) 7.5 ppg, 3.2 rpg
Luke Nevill (C, 7-1, Sr.) 15.2 ppg, 6.7 rpg

SERIES HISTORY

Series Record: Utah leads, 124-122
Last Meeting: Feb. 20, 2008
Result: BYU won 67-59 @ BYU

MEDIA RELATIONS

Basketball Contact: Kyle Harris
Office: (801) 581-3771
Cell: (801) 580-4411
Email: kharris@huntsman.utah.edu
Fax: (801) 581-4358
Press Row: (801) 581-6657
Website: www.utahutes.com



2008-09 SCHEDULE

11/15	Southwest Baptist	1/14	at Air Force
11/18	Wisconsin-Green Bay	1/17	Colorado State
11/21	vs. Mississippi	1/24	at UNLV
11/22	vs. Morgan State	1/27	BYU
11/28	at Missouri State	1/31	New Mexico
12/3	Oregon	2/4	at TCU
12/6	at Idaho State	2/7	at Wyoming
12/10	California	2/11	San Diego State
12/13	at Oklahoma	2/14	Air Force
12/20	Weber State	2/18	at Colorado State
12/22	at Utah State	2/25	UNLV
12/27	at UC Irvine	2/28	at BYU
12/31	Gonzaga	3/3	at New Mexico
1/3	Wyoming	2/7	TCU
1/6	LSU		
1/10	at San Diego State		



WYOMING

Jan. 31; Provo, Utah; 4 p.m. MT (The Mtn.)

Mar. 4; Laramie, Wyo.; 6 p.m. MT (The Mtn.)

GENERAL INFO

Location: Laramie, Wyo.
 Founded: 1886
 Enrollment: 13,207
 Nickname: Cowboys
 Colors: Brown and Gold
 Home Arena: Arena-Auditorium (15,000)
 Conference: Mountain West
 Athletic Director: Tom Burman

BASKETBALL INFO

Head Coach: Heath Schroyer
 Alma Mater: Atlantic State '95
 Best Time to Call: Call SID
 Office Phone: (307) 766-5114
 Overall Record (Years): 47-65 (4)
 Record at School (Years): 12-18 (1)
 Assistant Coaches: Fred Langley, Shaun Vandiver, Anthony Stewart



HEAD COACH
Heath Schroyer

2007-08

Overall Record: 12-18
 Conference Record/Finish: 5-11/8th
 Final Rankings/Postseason Finish: N/A

2008-09

Lettermen Returning/Lost: 4/7
 Starters Returning/Lost: 3/2

STARTERS RETURNING

Ryan Dermody (F, 6-8, Jr.) 9.3 ppg, 5.3 rpg
 Brandon Ewing (G, 6-2, Sr.) 17.2 ppg, 3.6 rpg
 Mikhail Linskens (C, 7-0, So.) 4.2 ppg, 3.1 rpg

SERIES HISTORY

Series Record: BYU leads, 99-69
 Last Meeting: March 5, 2008
 Result: BYU won 78-61 @ BYU

MEDIA RELATIONS

Basketball Contact: John Paradis
 Office: (307) 766-2256
 Cell: (307) 760-2582
 Email: JP12@uwyo.edu
 Fax: (307) 766-2346
 Press Row: (307) 766-2222
 Website: www.wyomingathletics.com



AIR FORCE

Feb. 3; USAFA, Colo.; 6 p.m. MT (The Mtn.)

Mar. 7; Provo, Utah; 7 p.m. MT (The Mtn.)

GENERAL INFO

Location: USAF Academy, Colo.
 Founded: 1954
 Enrollment: 4,400
 Nickname: Falcons
 Colors: Blue and Silver
 Home Arena: Clune Arena (5,858)
 Conference: Mountain West
 Athletic Director: Dr. Hans Mueh

BASKETBALL INFO

Head Coach: Jeff Reynolds
 Alma Mater: UNC Greensboro '78
 Best Time to Call: Call SID
 Office Phone: (719) 333-3039
 Overall Record (Years): 98-48 (5)
 Record at School (Years): 16-14 (1)
 Assistant Coaches: Dave Pilipovich, Steve Snell, Rob Pryor, Kevin Carroll, Tyron Wright



HEAD COACH
Jeff Reynolds

2007-08

Overall Record: 16-14
 Conference Record/Finish: 8-8/5th
 Final Rankings/Postseason Finish: NR

2008-09

Lettermen Returning/Lost: 11/5
 Starters Returning/Lost: 3/2

STARTERS RETURNING

Matt Holland (F, 6-6, Sr.) 5.0 ppg, 2.0 rpg
 Anwar Johnson (F, 6-5, Sr.) 7.5 ppg, 2.4 apg
 Evan Washington (G, 6-4, So.) 6.9 ppg, 3.9 rpg

SERIES HISTORY

Series Record: BYU leads, 47-12
 Last Meeting: March 1, 2008
 Result: BYU won 76-57 @ BYU

MEDIA RELATIONS

Basketball Contact: Jerry Cross
 Office: (719) 333-3950
 Cell: (719) 338-0804
 Email: jerry.cross@usafa.edu
 Fax: (719) 333-3798
 Press Row: (719) 333-6467
 Website: www.goairforcefalcons.com



2008-09 SCHEDULE

11/14	CS Bakersfield	1/17	at UNLV
11/19	Prairie View A&M	1/21	at TCU
11/22	Johnson & Wales	1/24	Colorado State
11/26	Texas State	1/27	Air Force
11/29	Denver	1/31	at BYU
12/3	at Boise State	2/3	at New Mexico
12/6	at Loyola Marymount	2/7	Utah
12/13	vs. Northern Iowa	2/14	at San Diego State
12/16	Western State	2/18	UNLV
12/20	Sacramento St.	2/21	TCU
12/23	at UCLA	2/25	at Colorado State
12/29	vs. Houston Baptist	2/28	at Air Force
12/30	vs. Howard	3/4	BYU
12/31	at Utah State	3/7	New Mexico
1/3	at Utah		
1/14	San Diego State		

2008-09 SCHEDULE

11/14	Western State	1/14	Utah
11/16	CS Bakersfield	1/17	TCU
11/22	UCCS	1/20	at Colorado State
11/23	Wofford	1/27	at Wyoming
11/26	at Stanford	1/31	UNLV
11/30	Norfolk State	2/3	BYU
12/3	Northern Illinois	2/7	at San Diego State
12/6	at Northern Colorado	2/11	New Mexico
12/13	Texas Pan-American	2/14	at Utah
12/22	Texas Southern	2/18	at TCU
12/27	vs. Portland	2/21	Colorado State
12/28	vs. Cal/Dartmouth	2/28	Wyoming
12/31	Stony Brook	3/4	at UNLV
1/3	San Diego State	3/7	at BYU
1/10	at New Mexico		



MWC TOURNAMENT INFO

March 11-14; Las Vegas, Nev.; (The Mtn./CBS CS/VERSUS)

2009 GENERAL INFO

Dates: March 11-14
Location: Las Vegas
Arena: Thomas & Mack Center
Host: UNLV
Tickets: 1-800-322-BYU1 or www.byutickets.com
Championship Website: http://themwc.cstv.com/champ/09-mwc-bb_tourney.html

2008 INFO

Location: Las Vegas
Arena: Thomas & Mack
Champion: UNLV
MVP: Wink Adams, UNLV
BYU Record: 2-1, lost 76-61 to UNLV in the Championship

BYU TOURNAMENT HISTORY

Conference Tournament Record: 23-21
MWC Tournament Record: 11-8
MWC Quarterfinals Record: 6-3
MWC Semifinals Record: 3-2
MWC Finals Record: 1-3
Last Finals Appearance: 2008
Last Tournament Title: 2001
MVP Honorees: Mekeli Wesley (2001)
All-Tournament Team Honorees: Terrell Lyday (2000), Mekeli Wesley (2001), Terrell Lyday (2001), Rafael Araujo (2004), Keena Young (2007), Lee Cummar (2007), Trent Plaisted (2007), Lee Cummar (2008)


2009 SCHEDULE

WEDNESDAY, MARCH 11 – FIRST ROUND
2 p.m. #8 vs. #9 The Mtn.

THURSDAY, MARCH 12 – QUARTERFINALS
12:00 p.m. #8/9 Winner vs. #1 The Mtn.
2:30 p.m. #5 vs. #4 The Mtn.
6:00 p.m. #7 vs. #2 The Mtn.
8:30 p.m. #6 vs. #3 The Mtn.

FRIDAY, MARCH 13 – SEMIFINALS
6:05 p.m. Semifinal Game #1 CBS College Sports
8:35 p.m. Semifinal Game #2 CBS College Sports

SATURDAY, MARCH 14 – FINALS
4 p.m. Championship Game VERSUS
Note: all times are Pacific time



2009 NCAA TOURNAMENT

71st Annual Div. I Men's Basketball Championship (CBS)

OPENING ROUND

TUESDAY, MARCH 17, 2008
UD Arena • Dayton, Ohio
Host: University of Dayton

FIRST AND SECOND ROUNDS

THURSDAY AND SATURDAY, MARCH 19 AND 21, 2008
Greensboro Coliseum • Greensboro, North Carolina
Host: Atlantic Coast Conference

Sprint Center • Kansas City, Missouri
Hosts: Big 12 Conference

Wachovia Center • Philadelphia, Pennsylvania
Host: Saint Joseph's University

Rose Garden • Portland, Oregon
Host: University of Oregon

FRIDAY AND SUNDAY, MARCH 20 AND 22, 2008

Taco Bell Arena • Boise, Idaho
Host: Boise State University

UD Arena • Dayton, Ohio
Host: University of Dayton

American Airlines Arena • Miami, Florida
Host: Florida International University

HHH Metrodome • Minneapolis, Minnesota
Host: University of Minnesota, Twin Cities

REGIONALS

THURSDAY AND SATURDAY, MARCH 26 AND 28, 2008

East Regional
TD Banknorth Garden • Boston, Massachusetts
Host: Boston College

West Regional
University of Phoenix Stadium • Glendale, Arizona
Host: Arizona State University

FRIDAY AND SUNDAY, MARCH 27 AND 29, 2008

Midwest Regional
Lucas Oil Stadium • Indianapolis, Indiana
Host: Butler University/Horizon League


South Regional
FedExForum • Memphis, Tennessee
Host: University of Memphis

FINAL FOUR

SATURDAY AND MONDAY, APRIL 5 AND 7, 2008

Ford Field • Detroit, Michigan
Host: University of Detroit-Mercy





BYU and Pepperdine meet for the second-consecutive season. The Cougars dominated Pepperdine last season in Provo thanks to Lee Cummard's 21-point performance, but Pepperdine leads the series 4-3.

Largest Pepp. Margin of Victory: 10, 83-73 in 1985
 Most Points Scored by BYU: 86 in 2007
 Most Points Scored by Pepperdine: 83 in 1985

Date	Opponent	Score	W/L
12-29-44	at Pepperdine	51-56	L
12-15-49	at Pepperdine*	39-45	L
12-14-85	Pepperdine ^	73-83	L
12-13-97	Pepperdine ^	53-52	W
1-5-02	at Pepperdine(OT)	79-82	L
1-2-03	Pepperdine	84-68	W
12-15-07	Pepperdine	86-67	W

*Los Angeles Invitational
 ^ Cougar Classic

NORTH FLORIDA - FIRST MEETING

RICE

Overall Series Record: BYU leads 4-2
 BYU Record in Provo: 3-1
 BYU Record in Houston: 0-1
 BYU Record at Neutral Sites: 1-0
 BYU Record under Dave Rose: 0-0
 BYU Record in Overtime Games: N/A
 Longest BYU Win Streak: 2 (1963-71 and 2000-pres.)
 Longest Rice Win Streak: 2 (1997-2000)
 Largest BYU Margin of Victory: 40 (2002)
 Largest Rice Margin of Victory: 24 (1997)
 Most Points Scored by BYU: 96 (1971)
 Most Points Scored by Rice: 78 (1963)

Date	Opponent	Score	W/L
12-20-63	Rice	89-78	W
12-29-71	vs. Rice+	96-73	W
1-23-97	Rice	59-62	L
2-22-97	at Rice	44-68	L
12-9-00	vs. Rice	59-49	W
11-30-02	Rice	96-56	W

+Old Dominion Classic

CAL POLY - FIRST MEETING

IDAHO STATE

Overall Series Record: BYU leads 29-6
 BYU Record in Provo: 14-2
 BYU Record in Pocatello: 15-4
 BYU Record at Neutral Sites: N/A
 BYU Record under Dave Rose: 2-0
 BYU Record in Overtime Games: 1-0
 Last Overtime Game: 2006, won in Provo, 84-78
 Longest BYU Win Streak: 15 (1944-76)
 Longest Idaho St. Win Streak: 3 (1936-37)
 Largest BYU Margin of Victory: 42, 76-34 in 1931
 Largest Idaho St. Margin of Victory: 10, 45-35 in 1944
 Most Points Scored by BYU: 102 in 1976
 Most Points Scored by Idaho St.: 94 in 1977

Date	Opponent	Score	W/L
2-10-30	at Idaho State	51-33	W
2-9-31	at Idaho State	76-34	W
12-11-36	Idaho State	30-24	W
12-12-36	Idaho State	34-35	L
12-17-37	at Idaho State	30-38	L
12-18-37	at Idaho State	32-40	L
12-23-38	at Idaho State	40-17	W
12-24-38	at Idaho State	34-25	W
12-15-39	Idaho State	42-48	L
12-16-39	Idaho State	59-31	W

12-13-40	at Idaho State	39-27	W
12-14-40	at Idaho State	56-29	W
12-13-41	Idaho State	53-29	W
12-23-41	at Idaho State	45-28	W
12-15-44	at Idaho State	35-45	L
12-16-44	at Idaho State	45-33	W
12-10-45	vs. Idaho State	58-47	W
12-11-45	at Idaho State	54-47	W
12-14-46	Idaho State	50-39	W
11-26-48	at Idaho State	58-43	W
11-27-48	at Idaho State	52-46	W
12-2-49	at Idaho State	67-44	W
12-3-49	at Idaho State	83-56	W
11-28-52	at Idaho State	69-44	W
11-29-52	at Idaho State	65-47	W
12-4-53	Idaho State	70-59	W
12-5-53	Idaho State	63-50	W
3-16-57	vs. No. 16 Idaho State	65-54	W
12-1-73	Idaho State	83-82	W
11-26-76	Idaho State	102-84	W
12-3-77	at Idaho State	87-94	L
12-11-81	Idaho State ^	77-71	W
1-11-03	Idaho State*	77-58	W
11-18-06	Idaho State (OT)	84-78	W
11-14-07	Idaho State	90-69	W

^ Cougar Classic
 *Cable Car Classic

WEBER STATE

Overall Series Record: BYU leads 23-10
 BYU Record in Provo: 17-0
 BYU Record in Ogden: 6-10
 BYU Record at Neutral Sites: 0-0
 BYU Record under Dave Rose: 3-0
 BYU Record in OT Games: 3-2* (1-2 Rd, 2-0 Hm)
 *BYU is 0-1 in 2OT games, lost in Ogden in 1983
 Last Overtime Game: 2006, won at Weber St, 73-69
 Longest BYU Win Streak: 5 (2003-present)
 Longest Weber State Win Streak: 1 (10 times)
 Largest BYU Margin of Victory: 33, 104-71 in 1987
 Largest Weber St. Margin of Victory: 21, 96-75 in 1976
 Most Points Scored by BYU: 104 in 1987
 Most Points Scored by Weber State: 97 in 1996

Date	Opponent	Score	W/L
11-30-73	Weber State	77-76	W
12-6-74	at Weber State	63-76	L
12-20-75	Weber State	89-80	W
11-27-76	at Weber State	75-96	L
1-3-78	Weber State	81-76	W
12-23-80	at Weber State	85-78	W
12-15-81	Weber State	63-55	W
1-6-83	at Weber State (2OT)	81-84	L
1-7-84	Weber State (OT)	86-81	W
12-8-84	at Weber State	79-87	L
12-28-85	Weber State (OT)	88-86	W
12-18-86	at Weber State	84-69	W
12-11-87	Weber State*	104-71	W
12-1-88	at Weber State	78-80	L
11-28-89	Weber State	81-65	W
11-29-90	at Weber State	69-57	W
12-21-91	Weber State	81-68	W
12-8-92	at Weber St. (OT)	77-83	L
12-21-93	Weber State	92-79	W
12-21-94	at Weber State	74-86	L
12-12-95	Weber State	91-86	W
12-4-96	at Weber State	80-97	L
12-12-97	Weber State*	83-70	W
11-19-98	at Weber State	80-83	L
12-11-99	Weber State*	66-53	W
12-28-00	at Weber State	84-75	W
12-5-01	Weber State	65-47	W

LONG BEACH STATE

Overall Series Record: Series tied 4-4
 BYU Record in Provo: 3-1
 BYU Record in Long Beach: 1-1
 BYU Record at Neutral Sites: 0-2
 BYU Record Under Dave Rose: 1-0
 BYU Record in Overtime Games: 0-2
 Last Overtime Win: 1982, lost in Provo, 77-81
 Longest BYU Win Streak: 2 (1975-77 and 1985-pres.)
 Longest LBSU Win Streak: 2 (1972 twice and 1979-82)
 Largest BYU Margin of Victory: 40, 74-34 in 2007
 Largest LBSU Margin of Victory: 12, 101-89 in 1972
 Most Points Scored by BYU: 100 in 1977
 Most Points Scored by LBSU: 101 in 1972

Date	Opponent	Score	W/L
3-11-72	No. 5 LBSU# (OT)	90-95	L
12-30-72	No. 6 LBSU*	89-101	L
12-12-75	LBSUe+	84-76	W
11-28-77	LBSU	100-91	W
12-18-79	at LBSU	76-78	L
12-10-82	LBSU+ (OT)	77-81	L
12-13-85	LBSU+	94-75	W
11-10-07	at LBSU	74-34	W

#NCAA (Pocatello)
 *All College Tournament
 +Cougar Classic

PEPPERDINE

Overall Series Record: Pepperdine leads 4-3
 BYU Record in Provo: 3-1
 BYU Record at Pepperdine: 0-3
 BYU Record at Neutral Sites: N/A
 BYU Record under Dave Rose: 1-0
 BYU Record in Overtime Games: 0-1 (0-1 at Pepp.)
 Last Overtime Game: 2002, lost at Pepperdine, 79-82
 Longest BYU Win Streak: 2 (2003-present)
 Longest Pepp. Win Streak: 3 (1944-85)
 Largest BYU Margin of Victory: 19, 86-67 in 2007



SERIES VS. OPPONENTS RESULTS

1-8-03	at Weber State	69-75	L
12-20-03	Weber State	86-65	W
12-23-04	at Weber State	79-61	W
12-17-05	Weber State	80-54	W
12-2-06	at Weber State (OT)	73-69	W
12-5-07	Weber State	72-57	W

*Cougar Classic

UTAH STATE

Overall Series Record: BYU leads 134-90

BYU Record in Provo: 83-32

BYU Record in Logan: 51-58

BYU Record at Neutral Sites: 0-0

BYU Record under Dave Rose: 1-1

BYU Record in OT Games: 2-5* (0-3 Rd, 2-2 Hm)

*BYU is 1-0 in 2OT games, winning in Provo in 1978

Last Overtime Game: 2001, lost at Utah State, 81-90

Longest BYU Win Streak: 15 twice (1906-12, 1986-93)

Longest Utah State Win Streak: 9 (1981-85)

Largest BYU Margin of Victory: 34, 115-81 in 1966

Largest Utah St. Margin of Victory: 36, 55-19 in 1923


Most Points Scored by BYU: 121 in 1987

Most Points Scored by Utah State: 112 in 1987

Date	Opponent	Score	W/L
2-23-06	at Utah State	21-14	W
3-3-06	Utah State	19-11	W
2-16-07	Utah State	44-11	W
3-1-07	at Utah State	23-12	W
1-18-08	at Utah State	29-16	W
2-1-08	Utah State	43-19	W
2-6-09	Utah State	37-11	W
2-26-09	at Utah State	37-13	W
1-15-10	at Utah State	40-20	W
2-18-10	Utah State	47-31	W
2-4-11	at Utah State	29-19	W
2-18-11	Utah State	37-21	W
2-3-12	Utah State	36-17	W
2-9-12	at Utah State	37-16	W
2-15-13	at Utah State	33-23	W
3-1-13	Utah State	20-29	L
2-21-14	Utah State	41-21	W
3-6-14	at Utah State	28-19	W
2-13-15	Utah State	29-21	W
2-26-15	at Utah State	31-23	W
2-12-16	Utah State	42-17	W
2-26-16	at Utah State	23-37	L
2-17-17	Utah State	43-22	W
3-8-17	at Utah State	34-27	W
3-1-19	Utah State	23-26	L
1-31-20	at Utah State	27-55	L
1921	at Utah State	43-45	L
1921	Utah State	30-28	W
1922	Utah State	39-22	W
1922	at Utah State	34-36	L
2-2-23	at Utah State	19-55	L
2-3-23	at Utah State	30-36	L
2-23-23	Utah State	22-23	L
2-24-23	Utah State	37-26	W
2-8-24	Utah State	36-43	L
2-9-24	Utah State	38-21	W
2-22-24	at Utah State	30-27	W
2-23-24	at Utah State	32-25	W
1-23-25	at Utah State	29-26	W
1-24-25	at Utah State	22-42	L
2-13-25	Utah State	48-36	W
2-14-25	Utah State	24-23	W
1-29-26	Utah State	31-49	L
1-30-26	Utah State	36-32	W
2-26-26	Utah State	52-43	W
2-27-26	Utah State	34-36	L
1-21-27	at Utah State	47-50	L

1-22-27	at Utah State	34-62	L
3-4-27	Utah State	38-44	L
3-5-27	Utah State	35-42	L
2-10-28	Utah State	49-34	W
2-11-28	Utah State	31-39	L
2-1928	at Utah State	41-52	L
2-1928	at Utah State	42-48	L
1-1-29	at Utah State	53-45	W
2-2-29	at Utah State	46-34	W
3-1-29	Utah State	49-45	W
3-2-29	Utah State	50-52	L
1-17-30	Utah State	37-39	L
1-18-30	Utah State	53-37	W
2-14-30	at Utah State	49-36	W
2-15-30	at Utah State	41-55	L
1-30-31	at Utah State	59-61	L
1-31-31	at Utah State	45-39	W
2-20-31	Utah State	61-51	W
2-21-31	Utah State	53-40	W
1-22-32	Utah State (OT)	45-47	L
1-23-32	Utah State	40-37	W
2-26-32	at Utah State	39-32	W
2-27-32	at Utah State	63-50	W
1-27-33	at Utah State	33-40	L
1-28-33	at Utah State	59-44	W
2-24-33	Utah State	37-30	W
2-25-33	Utah State	48-36	W
1-12-34	Utah State	57-34	W
1-13-34	Utah State	42-35	W
2-16-34	at Utah State	48-37	W
2-17-34	at Utah State	35-43	L
1-25-35	at Utah State	39-38	W
1-26-35	at Utah State	27-41	L
2-8-35	Utah State (OT)	47-48	L
2-9-35	Utah State	40-39	W
2-7-36	Utah State	35-36	L
2-8-36	Utah State	33-37	L
2-21-36	at Utah State	39-32	W
2-22-36	at Utah State	41-51	L
1-15-37	Utah State	31-40	L
1-16-37	Utah State	49-35	W
2-12-37	at Utah State	55-45	W

2-13-37	at Utah State	38-47	L
1-21-38	at Utah State	53-60	L
2-25-38	Utah State	58-50	W
1-7-39	Utah State	46-54	L
3-4-39	at Utah State	38-53	L
2-10-40	at Utah State	35-55	L
2-17-40	Utah State	49-43	W
1-10-41	Utah State	66-34	W
3-8-41	at Utah State	47-48	L
1-10-42	at Utah State	54-24	W
2-21-42	Utah State	57-52	W
1-15-43	at Utah State	38-43	L
1-16-43	at Utah State	58-41	W
2-19-43	Utah State	44-38	W
2-20-43	Utah State	63-59	W
2-3-45	Utah State	50-41	W
3-7-45	at Utah State	64-37	W
1-12-46	at Utah State	47-29	W
2-23-46	Utah State	64-48	W
2-22-47	Utah State	62-40	W
3-4-47	at Utah State	49-52	L
1-31-48	Utah State	66-47	W
2-28-48	at Utah State	65-68	L
1-21-49	Utah State	60-51	W
1-22-49	Utah State	64-56	W
2-11-49	at Utah State	54-58	L
2-12-49	at Utah State	67-54	W
1-21-50	Utah State	71-41	W
1-23-50	at Utah State	48-47	W
2-24-50	at Utah State	60-46	W
2-25-50	Utah State	63-35	W
1-12-51	at Utah State	72-59	W
1-13-51	at Utah State	68-72	L
2-2-51	Utah State	83-57	W
2-3-51	Utah State	51-42	W
2-1-52	at Utah State	40-57	L
2-15-52	Utah State	69-67	W
1-3-53	at Utah State	72-66	W
1-31-53	Utah State	77-60	W
1-14-54	at Utah State	68-73	L
1-23-54	Utah State	75-63	W
1-15-55	Utah State	58-62	L
2-17-55	at Utah State	71-76	L
1-28-56	at Utah State	56-63	L
2-9-56	Utah State	92-62	W
1-18-57	at Utah State	75-76	L
1-25-57	Utah State	93-76	W
1-31-58	at Utah State	67-55	W
2-15-58	Utah State	69-66	W
1-30-59	Utah State	77-54	W
2-14-59	at Utah State	67-74	L
1-29-60	at No. 9 Utah State	53-84	L
2-13-60	No. 7 Utah State	64-75	L
1-27-61	Utah State	75-57	W
2-13-61	at Utah State	73-94	L
1-26-62	at Utah State	69-88	L
2-10-62	Utah State	70-80	L
1-5-63	at Utah State	58-69	L
1-26-63	Utah State	67-70	L
1-25-64	at Utah State	90-105	L
1-31-64	Utah State	73-90	L
1-9-65	at Utah State	99-90	W
2-6-65	Utah State	89-80	W
1-22-66	Utah State	115-81	W
2-11-66	at Utah State	96-88	W
1-6-67	Utah State	92-66	W
2-4-67	at Utah State	88-113	L
1-6-68	Utah State	104-98	W
2-1-68	at Utah State	118-103	W
1-11-69	at Utah State	84-91	L
1-30-69	Utah State	113-82	W
1-15-70	at Utah State	94-97	L
3-4-70	No. 18 Utah State	73-86	L
12-19-70	No. 15 Utah State	111-83	W



BYU and Utah State resume their long rivalry this year at EnergySolutions Arena in Salt Lake City. The Cougars won the last meeting in Provo 75-62. Trent Plaisted led BYU with 18 points in the win.



The Cougars lead their series with Arizona State 26-21. BYU has won four out of the last five meetings including a 64-60 victory against the Sun Devils in Tempe in 2002. Travis Hansen led BYU with 23 points as the Cougars claimed their first big road victory of the 2002-03 season.

Most Points Scored by Boise State: 83 in 1997

Date	Opponent	Score	W/L
12-1-76	Boise State	76-75	W
12-18-82	at Boise State	68-67	W
12-23-83	Boise State	66-54	W
11-25-95	Boise State	86-71	W
12-13-96	Boise State*	58-65	L
12-6-97	at Boise State	67-83	L
12-21-00	vs. Boise State^	83-67	W
12-2-03	at Boise State	75-69	W
12-8-04	Boise State	90-77	W
12-7-05	Boise State	80-77	W
11-29-06	at Boise State	68-72	L
12-29-07	at Boise State	70-73	L

*Cougar Classic
^Yahoo Sports Invitational (Laie, Hawai'i)

PORTLAND

Overall Series Record: BYU leads 3-1
 BYU Record in Provo: 1-1
 BYU Record in Portland: 2-0
 BYU Record at Neutral Sites: N/A
 BYU Record Under Dave Rose: 2-0
 BYU Record in Overtime Games: N/A
 Longest BYU Win Streak: 3 (1958-present)
 Longest Portland Win Streak: 1 (1957-58)
 Largest BYU Margin of Victory: 29, 79-50 in 2006
 Largest Portland Margin of Victory: 9, 63-54 in 1957
 Most Points Scored by BYU: 79 in 2006
 Most Points Scored by Portland: 72 in 1958

Date	Opponent	Score	W/L
12-14-57	Portland	63-54	L
12-3-58	at Portland	77-72	W
11-22-06	Portland	79-50	W
12-1-07	at Portland	78-54	W

ARIZONA STATE

Overall Series Record: BYU leads 26-21
 BYU Record in Provo: 20-4
 BYU Record in Tempe: 5-16
 BYU Record at Neutral Sites: 1-1
 BYU Record under Dave Rose: 0-0
 BYU Record in Overtime Games: 1-1 both in Tempe
 Last Overtime Game: 1977, lost at ASU, 86-84
 Longest BYU Win Streak: 4 (1964-66)
 Longest ASU Win Streak: 4 (1961-1974, 1974-76)
 Largest BYU Margin of Victory: 19, 52-33 in 1946
 Largest ASU Margin of Victory: 40, 94-54 in 1961
 Most Points Scored by BYU: 111 twice in 1965, 1972
 Most Points Scored by ASU: 110 twice in 1964, 1975

Date	Opponent	Score	W/L
12-5-46	vs. Arizona State	55-58	L
12-6-46	vs. Arizona State	52-33	W
12-15-47	Arizona State	46-45	W
12-16-47	Arizona State	48-45	W
12-30-61	at Arizona State	54-94	L
1-11-63	at No. 3 Arizona State	84-89	L
2-16-63	No. 5 Arizona State	87-104	L
2-14-64	at Arizona State	85-110	L
2-28-64	Arizona State	106-90	W
1-16-65	at Arizona State	111-102	W
2-27-65	Arizona State	104-91	W
1-7-66	Arizona State	95-81	W
2-18-66	at Arizona State	94-101	L
1-14-67	at Arizona St. (OT)	78-74	W
3-3-67	Arizona State	110-93	W
1-13-68	Arizona State	94-78	W

1-23-71	at No. 12 Utah State	70-72	L
3-13-71	at No. 16 Utah State	91-82	W
12-22-71	at Utah State	87-84	W
1-22-72	Utah State	101-82	W
12-16-72	Utah State	88-80	W
1-20-73	at Utah State	79-69	W
12-22-73	Utah State	86-87	L
1-19-74	at Utah State	86-93	L
12-28-74	Utah State	79-83	L
2-1-75	at Utah State	84-92	L
12-17-75	at Utah State	76-87	L
1-10-76	Utah State	73-75	L
12-4-76	at Utah State (OT)	93-95	L
1-8-77	Utah State	85-77	W
12-21-77	at Utah State	89-91	L
1-7-78	Utah State (2OT)	85-84	W
12-6-78	Utah State	99-80	W
1-6-79	at Utah State	68-84	L
12-22-79	at Utah State	89-84	W
2-12-80	Utah State	84-83	W
12-6-80	at Utah State	82-79	W
12-27-80	Utah State	104-89	W
12-8-81	at Utah State	51-43	W
12-26-81	Utah State	74-79	L
11-30-82	Utah State	69-75	L
12-14-82	at Utah State	68-80	L
11-26-83	at Utah State	78-90	L
12-9-83	Utah State*	81-83	L
12-4-84	Utah State	93-97	L
12-11-84	at Utah State (OT)	91-92	L
12-3-85	at Utah State	80-82	L
12-10-85	Utah State	76-88	L
12-3-86	Utah State	100-86	W
12-16-86	at Utah State	97-93	W
12-1-87	at Utah State	96-92	W
12-19-87	Utah State (OT)	121-112	W
12-17-88	Utah State	96-85	W
12-21-88	at Utah State	74-72	W

11-30-89	Utah State	71-65	W
12-12-89	Utah State	69-68	W
11-24-90	Utah State	98-94	W
12-1-90	at Utah State	63-58	W
11-26-91	at Utah State	82-66	W
12-13-91	Utah State*	93-77	W
12-4-92	at Utah State	93-83	W
12-18-92	Utah State	89-65	W
12-14-93	Utah State	78-65	W
12-1-94	at Utah State	59-83	L
12-5-95	Utah State	76-52	W
12-10-96	Utah State	64-61	W
11-29-97	at Utah State	69-72	L
1-2-99	Utah State	61-59	W
1-8-00	at Utah State	82-73	W
12-16-00	Utah State	69-67	W
12-1-01	at Utah State (OT)	81-90	L
12-14-02	Utah State	66-56	W
12-23-03	at Utah State	74-76	L
12-1-04	at Utah State	57-71	L
12-18-04	Utah State	62-84	L
12-22-05	at Utah State	80-91	L
12-16-06	Utah State	75-62	W

BOISE STATE

Overall Series Record: BYU leads 8-4
 BYU Record in Provo: 5-1
 BYU Record in Boise: 2-3
 BYU Record at Neutral Sites: 1-0
 BYU Record under Dave Rose: 1-2
 BYU Record in Overtime Games: N/A
 Longest BYU Win Streak: 4 (1976-95, 2000-05)
 Longest Boise St. Win Streak: 2 (1996-97, 2006-pres.)
 Largest BYU Margin of Victory: 16, 83-67 in 2000
 Largest Boise St. Margin of Victory: 16, 83-67 in 1997
 Most Points Scored by BYU: 90 in 2004



SERIES VS. OPPONENTS RESULTS

3-1-68	at Arizona State	97-99	L
1-25-69	at Arizona State	94-109	L
2-13-69	Arizona St	102-89	W
1-10-70	at Arizona State	88-98	L
2-12-70	Arizona State	97-91	W
1-28-71	at Arizona State	86-87	L
2-27-71	Arizona State	83-74	W
1-7-72	Arizona State	111-102	W
2-12-72	at Arizona State	95-99	L
1-27-73	Arizona State	81-67	W
2-23-73	at Arizona State	90-86	W
1-25-74	No. 20 Arizona State	89-71	W
2-23-74	at Arizona State	77-100	L
1-10-75	No. 12 Arizona State	80-110	L
2-15-75	at No. 8 Arizona State	79-99	L
1-17-76	at Arizona State	68-83	L
2-13-76	Arizona State	93-89	W
1-20-77	at Arizona St. (OT)	84-86	L
2-19-77	Arizona State	65-84	L
1-21-78	Arizona State	96-89	W
2-16-78	at Arizona State	75-76	L
12-12-86	Arizona State ^	91-85	W
12-5-89	at Arizona State	65-64	W
12-12-90	Arizona State	74-82	L
12-1-92	Arizona State	108-98	W
11-27-93	at Arizona State	95-106	L
3-17-94	Arizona State (NIT)	74-67	W
12-7-99	Arizona State	78-67	W
12-2-00	at Arizona State	52-80	L
11-24-01	Arizona State	82-70	W
12-4-02	at Arizona State	64-60	W

*Cougar Classic

WESTERN OREGON

Overall Series Record: BYU leads 2-0
 BYU Record in Provo: 2-0
 BYU Record at Western Oregon: N/A
 BYU Record at Neutral Sites: N/A
 BYU Record Under Dave Rose: 1-0
 BYU Record in Overtime Games: N/A
 Longest BYU Win Streak: 1 (2003-present)
 Longest Western Oregon Win Streak: N/A
 Largest BYU Margin of Victory: 62, 102-40 in 2006
 Largest Western Oregon Margin of Victory: N/A
 Most Points Scored by BYU: 102 in 2006
 Most Points Scored by Western Oregon: 56 in 2003

Date	Opponent	Score	W/L
12-10-03	Western Oregon	92-56	W
12-22-06	Western Oregon	102-40	W

TULSA

Overall Series Record: BYU leads 7-4
 BYU Record in Provo: 3-3
 BYU Record in Tulsa: 4-1
 BYU Record at Neutral Sites: N/A
 BYU Record Under Dave Rose: 1-0
 BYU Record in Overtime Games: N/A
 Longest BYU Win Streak: 5 (1979-91)
 Longest Tulsa Win Streak: 3 (1997-98)
 Largest BYU Margin of Victory: 19, 68-49 in 2005
 Largest Tulsa Margin of Victory: 16, twice in 1997, 98
 Most Points Scored by BYU: 102 in 1991
 Most Points Scored by Tulsa: 86 in 1991

Date	Opponent	Score	W/L
12-7-79	at Tulsa	73-71	W
2-2-87	Tulsa	72-57	W
2-7-90	at Tulsa	66-64	W
12-22-90	Tulsa	62-60	W

12-5-91	at Tulsa	102-86	W
2-20-97	at Tulsa	65-80	L
1-25-97	No. 24 Tulsa	56-72	L
2-7-98	Tulsa	59-65	L
1-5-98	at Tulsa	57-53	W
3-3-98	vs. Tulsa	56-59	L
2-30-05	Tulsa	68-49	W

WAKE FOREST

Overall Series Record: Wake Forest leads 3-1
 BYU Record in Provo: N/A
 BYU Record at Wake Forest: 0-2
 BYU Record at Neutral Sites: 1-1
 BYU Record Under Dave Rose: 0-1
 BYU Record in Overtime Games: N/A
 Longest BYU Win Streak: 1 (1952)
 Longest Wake Forest Win Streak: 3 (1955-present)
 Largest BYU Margin of Victory: 26, 84-58 in 1952
 Largest Wake Margin of Victory: 15, 108-93 in 1969
 Most Points Scored by BYU: 93 in 1969
 Most Points Scored by Wake Forest: 108 in 1969

Date	Opponent	Score	W/L
12-30-52	vs. Wake Forest*	84-58	W
12-22-55	at Wake Forest	80-86	L
12-30-69	vs. Wake Forest#	93-108	L
1-8-08	at Wake Forest	62-79	L

*Dixie Classic
 #Quaker City Invitational

COLORADO STATE

Overall Series Record: BYU leads 84-46
 BYU Record in Provo: 54-10
 (32-6 in the Marriott Center)
 BYU Record in Fort Collins: 28-33
 (20-17 in Moby Arena)
 BYU Record at Neutral Sites: 2-3
 BYU Record under Dave Rose: 6-1
 BYU Record in Overtime Games: 4-3*
 (1-1 Hm, 3-1 Rd, 0-1 Neutral)
 *1-0 in 2OT (1971, won 98-92 in Ft. Collins)
 Last Overtime Game: 2003, CSU 86, BYU 80
 at MWC Tournament in Las Vegas
 Longest BYU Win Streak: 9 (1985-89, 1991-94)
 Longest CSU Win Streak: 7 (1960-70)
 Largest BYU Margin of Victory: 39, 91-52 in 1939
 Largest CSU Margin of Victory: 25, 74-49 in 1958
 Most Points Scored by BYU: 105 in 1972
 Most Points Scored by CSU: 100 in 1996

Date	Opponent	Score	W/L
1-28-38	Colorado State	50-46	W
2-12-38	at Colorado State	39-45	L
2-10-39	at Colorado State	43-44	L
2-25-39	Colorado State	91-52	W
1-19-40	at Colorado State	32-40	L
2-3-40	Colorado State	62-42	W
2-15-41	at Colorado State	40-36	W
3-1-41	Colorado State	60-33	W
1-24-42	Colorado State	52-27	W
2-27-42	at Colorado State	54-41	W
1-26-46	Colorado State	42-41	W
3-2-46	at Colorado State	40-47	L
1-31-47	Colorado State	69-47	W
2-14-47	at Colorado State	48-51	L
1-24-48	at Colorado State	64-51	W
2-16-48	Colorado State	79-48	W
2-4-49	at Colorado State	66-54	W
2-5-49	at Colorado State	54-62	L
2-25-49	Colorado State	79-49	W

2-26-49	Colorado State	72-52	W
2-3-50	Colorado State	46-42	W
2-4-50	Colorado State	58-45	W
2-11-50	at Colorado State	30-40	L
2-13-50	at Colorado State	46-55	L
12-30-50	vs. Colorado St.*	77-52	W
2-8-51	Colorado State	70-42	W
2-9-51	Colorado State	65-40	W
2-23-51	at Colorado State	50-45	W
2-24-51	at Colorado State	60-51	W
1-19-52	Colorado State	68-47	W
2-29-52	at Colorado State	75-65	W
1-24-53	Colorado State	75-47	W
2-28-53	at Colorado State	57-63	L
2-13-54	at Colorado State	76-77	L
2-27-54	Colorado State	69-71	L
1-21-55	at Colorado State	74-68	W
2-25-55	Colorado State	94-65	W
1-13-56	Colorado State	61-49	W
2-17-56	at Colorado State	59-70	L
1-11-57	at Colorado State	66-61	W
2-15-57	Colorado State	81-66	W
1-17-58	Colorado State	90-80	W
2-22-58	at Colorado State	49-74	L
1-16-59	at Colorado State	62-72	L
2-21-59	Colorado State	88-63	W
1-15-60	Colorado State	51-53	L
2-20-60	at Colorado State	53-65	L
1-13-61	at Colorado State	49-73	L
2-18-61	Colorado State	58-65	L
1-13-62	Colorado State	69-75	L
2-15-62	at Colorado State	65-73	L
2-5-70	at Colorado State	71-94	L
2-21-70	Colorado State	96-84	W
1-15-71	Colorado State	75-73	W
2-20-71	at Colo. St. (2OT)	98-92	W
1-27-72	at Colorado State	75-68	W
2-26-72	Colorado State	105-85	W
1-5-73	Colorado St. (OT)	86-93	L
2-10-73	at Colorado State	78-74	W
1-31-74	at Colorado State	52-69	L
3-2-74	Colorado State	70-69	W
2-7-75	Colorado State	88-75	W
3-8-75	at Colorado State	81-92	L
2-7-76	at Colorado State	84-93	L
3-5-76	Colorado State	81-85	L
1-14-77	Colorado State	41-49	L
2-12-77	at Colorado State	67-78	L
1-14-78	at Colorado State	66-76	L
2-10-78	Colorado State	98-81	W
1-25-79	at Colorado State	98-83	W
2-24-79	Colorado State	66-61	W
1-19-80	Colorado State	104-82	W
2-21-80	Colorado State	66-46	W
1-23-81	Colorado State	66-46	W
2-28-81	at Colorado State	80-69	W
1-7-82	at Colorado State	40-50	L
2-6-82	Colorado State	60-54	W
1-20-83	at Colorado State	77-63	W
2-17-83	Colorado State	69-58	W
1-30-84	Colorado State	73-57	W
2-23-84	at Colorado State	65-70	L
1-19-85	at Colorado State	65-64	W
2-14-85	Colorado State	77-69	W
1-17-86	at Colorado State	68-63	W
2-27-86	Colorado State	86-76	W
1-2-87	Colorado St. (OT)	75-67	W
1-31-87	at Colorado State	51-49	W
2-13-88	Colorado State	86-80	W
2-23-88	at Colorado State	75-67	W
1-21-89	at Colorado State	84-69	W
3-4-89	Colorado State	72-89	L
1-27-90	Colorado State	67-52	W
3-1-90	at Colorado State	57-59	L



1-17-91	at Colorado State	72-55	W
1-31-91	Colorado State	69-52	W
3-7-91	Colorado State	72-51	W
1-11-92	Colorado State	72-51	W
1-25-92	at Colorado St. (OT)	79-74	W
1-28-93	at Colorado State	70-63	W
2-4-93	Colorado State	81-57	W
1-29-94	Colorado State	79-66	W
2-5-94	at Colorado St. (OT)	72-70	W
1-19-95	at Colorado State	72-80	L
2-9-95	Colorado State	76-68	W
3-9-95	vs. Colorado St.**	73-75	L
1-20-96	Colorado State	76-78	L
2-8-96	at Colorado St.	76-81	L
3-7-96	vs. Colorado St.+	84-100	L
1-17-98	Colorado State	44-55	L
2-12-98	at Colorado State	74-83	L
1-22-00	Colorado State	68-47	W
2-24-00	at Colorado State	54-68	L
1-20-01	at Colorado State	55-60	L
2-17-01	Colorado State	68-51	W
2-4-02	Colorado State	57-52	W
3-2-02	at Colorado St. (OT)	75-79	L
2-10-03	at Colorado State	77-68	W
3-8-03	Colorado State	67-55	W
3-14-03	vs. Colo. St.+ (OT)	80-86	L
1-17-04	Colorado State	82-53	W
2-16-04	at Colorado State	79-73	W
1-15-05	at Colorado State	67-74	L
2-14-05	Colorado State	50-49	W
1-28-06	at Colorado State	86-84	W
3-1-06	Colorado State	77-69	W
1-20-07	at Colorado State	78-90	L
2-21-07	Colorado State	76-67	W
1-12-08	Colorado State	92-73	W
2-13-08	at Colorado State	79-65	W
3-13-08	vs. Colorado State+	89-62	W

* Skyline Tournament
 ** WAC Tournament
 + MWC Tournament

TCU

Overall Series Record: BYU leads 11-3
 BYU Record in Provo: 6-1 (4-1 in the Marriott Center)
 BYU Record at TCU: 3-1
 (3-1 in Daniel-Meyer Coliseum)
 BYU Record at Neutral Sites: 2-1
 BYU Record Under Dave Rose: 7-0
 BYU Record in Overtime Games: 1-0
 Last Overtime Game: 2006, won in Provo, 89-80
 Longest BYU Win Streak: 8 (1999-present)
 Longest TCU Win Streak: 3 (1985-97)
 Largest BYU Margin of Victory: 24, 89-65 in 2007
 Largest TCU Margin of Victory: 40, 101-61 in 1997
 Most Points Scored by BYU: 90 in 1999
 Most Points Scored by TCU: 101 in 1997

Date	Opponent	Score	W/L
12-11-53	TCU	59-48	W
12-12-53	TCU	71-61	W
12-12-60	TCU	74-65	W
12-6-85	vs. TCU*	50-63	L
1-16-97	at TCU	61-101	L
2-13-97	TCU	80-92	L
3-2-99	vs. TCU+	90-74	W
1-25-06	TCU (OT)	89-80	W
2-25-06	at TCU	81-72	W
1-10-07	TCU	89-65	W
2-10-07	at TCU	85-72	W
3-8-07	vs. TCU ^	77-64	W
2-6-08	TCU	83-72	W
3-8-08	at TCU	61-54	W


*Kactus Klassic
 +WAC Tournament (Las Vegas)
 ^ MWC Tournament (Las Vegas)

NEW MEXICO

Overall Series Record: BYU leads 73-50
 BYU Record in Provo: 42-15
 (27-12 in the Marriott Center)
 BYU Record in Albuquerque: 27-31 (19-26 in The Pit)
 BYU Record at Neutral Sites: 4-4
 BYU Record under Dave Rose: 6-0
 BYU Record in Overtime Games: 2-3 (2-1 Rd, 0-2 Hm)
 Last Overtime Game: 2008, won at New Mexico, 70-68
 Longest BYU Win Streak: 22 (1950-62)
 Longest New Mexico Win Streak: 5 (1996-98)
 Largest BYU Margin of Victory: 30, 92-62 (twice - 1955 and 1959)
 Largest New Mexico Margin of Victory: 42, 74-32 and 90-48 in 1997
 Most Points Scored by BYU: 100 in 1979
 Most Points Scored by New Mexico: 102 in 1987

Date	Opponent	Score	W/L
12-29-50	vs. New Mexico*	64-56	W
1-26-52	at New Mexico	72-49	W
2-23-52	New Mexico	90-61	W
1-10-53	at New Mexico	73-57	W
3-6-53	New Mexico	61-43	W
1-9-54	New Mexico	76-63	W
3-4-54	at New Mexico	84-79	W
1-6-55	at New Mexico	92-62	W
3-5-55	New Mexico	74-48	W
2-3-56	New Mexico	87-53	W
3-1-56	at New Mexico	75-69	W
2-4-57	at New Mexico	73-60	W
3-1-57	New Mexico	67-41	W
2-7-58	New Mexico	66-53	W
3-8-58	at New Mexico	77-54	W
2-5-59	at New Mexico	85-77	W
3-7-59	New Mexico	92-62	W
2-5-60	New Mexico	95-67	W
3-5-60	at New Mexico	75-69	W

2-2-61	at New Mexico	97-76	W
3-4-61	New Mexico	70-65	W
2-3-62	New Mexico	76-74	W
3-1-62	at New Mexico	70-80	L
2-8-63	New Mexico	76-73	W
3-2-63	at New Mexico	59-84	L
1-10-64	New Mexico	57-59	L
3-5-64	at New Mexico	80-84	L
2-13-65	at New Mexico	70-89	L
3-6-65	New Mexico	70-67	W
1-13-66	at New Mexico	78-81	L
2-25-66	New Mexico	89-60	W
1-21-67	No. 9 New Mexico	89-73	W
2-23-67	at New Mexico	75-97	L
1-20-68	at No. 6 New Mexico	69-84	L
2-16-68	New Mexico	67-76	L
1-18-69	New Mexico	75-65	W
2-27-69	at New Mexico (OT)	77-71	W
1-29-70	New Mexico	77-90	L
2-28-70	at New Mexico	68-82	L
1-8-71	at New Mexico	72-62	W
2-13-71	New Mexico	70-68	W
2-3-72	New Mexico	70-62	W
3-4-72	at New Mexico	61-60	W
1-11-73	at New Mexico	62-69	L
2-17-73	New Mexico	66-76	L
1-5-74	at No. 12 New Mexico	75-84	L
2-7-74	New Mexico	77-96	L
1-25-75	at New Mexico	96-78	W
2-28-75	New Mexico (OT)	72-77	L
1-30-76	New Mexico	81-67	W
2-28-76	at New Mexico	74-79	L
1-29-77	New Mexico	65-73	L
2-25-77	at New Mexico	88-80	W
1-26-78	at No. 10 New Mexico	82-95	L
2-25-78	No. 5 New Mexico	66-71	L
1-13-79	New Mexico	100-83	W
2-9-79	at New Mexico	65-66	L
1-3-80	at New Mexico	75-63	W
2-2-80	New Mexico	89-68	W
1-15-81	at New Mexico	92-87	W
2-21-81	New Mexico	78-72	W
1-4-82	New Mexico	76-58	W
3-6-82	at New Mexico	65-67	L
1-29-83	New Mexico	66-48	W
2-25-83	at New Mexico	70-71	L
2-2-84	at New Mexico	86-73	W
3-3-84	New Mexico	80-73	W
3-9-84	vs. New Mexico+	55-64	L
1-5-85	New Mexico	70-76	L
2-7-85	at New Mexico	74-76	L
1-4-86	at New Mexico	57-60	L
2-14-86	New Mexico	74-67	W
3-6-86	vs. New Mexico	68-79	L
1-10-87	at New Mexico	89-102	L
2-5-87	New Mexico	98-73	W
3-6-87	at New Mexico+	86-93	L
1-23-88	at New Mexico	89-82	W
3-3-88	New Mexico	89-82	W
1-5-89	at New Mexico	84-88	L
2-18-89	New Mexico	90-79	W
1-13-90	New Mexico	79-78	W
2-15-90	at New Mexico	51-60	L
1-12-91	New Mexico	72-65	W
2-14-91	at New Mexico	83-76	W
1-30-92	New Mexico	85-65	W
2-22-92	at New Mexico (OT)	84-95	L
1-4-93	New Mexico	70-56	W
3-6-93	at New Mexico	76-79	L
3-12-93	vs. New Mexico+	59-68	L
1-3-94	at New Mexico	68-74	L
3-3-94	New Mexico (OT)	82-84	L
1-28-95	New Mexico	81-63	W
2-4-95	at New Mexico	74-72	W




BYU has won six consecutive games against the Lobos including a come-from-behind 70-69 overtime victory in the Pit last February. Junior Trent Plaisted, a 53.6 percent free-throw shooter, hit two free throws in overtime to give the Cougars the victory over New Mexico.



SERIES VS. OPPONENTS RESULTS

1-25-96	at New Mexico	77-83	L
2-1-96	New Mexico	81-88	L
2-3-97	at No. 13 New Mexico	32-74	L
2-27-97	No. 11 New Mexico	48-90	L
1-29-98	No. 14 New Mexico	54-72	L
2-26-98	at No. 16 New Mexico	83-62	W
1-30-99	at No. 12 New Mexico	68-78	L
2-25-99	No. 21 New Mexico	64-85	L
1-29-00	at New Mexico	69-78	L
2-17-00	New Mexico	74-78	L
3-9-00	vs. New Mexico ^	55-43	W
2-3-01	New Mexico	65-49	W
3-1-01	at New Mexico	72-67	W
3-10-01	vs. New Mexico ^	69-65	W
1-19-02	at New Mexico	58-73	L
2-16-02	New Mexico	68-62	W
2-1-03	New Mexico	80-64	W
3-3-03	at New Mexico	91-81	W
3-13-03	vs. New Mexico	71-56	W
1-26-04	at New Mexico	63-65	L
2-21-04	New Mexico	88-71	W
1-24-05	New Mexico	68-53	W
2-19-05	at New Mexico	72-91	L
3-10-05	vs. New Mexico ^	71-85	L
2-1-06	at New Mexico	77-71	W
3-4-06	New Mexico	76-68	W
1-24-07	at New Mexico	70-49	W
2-14-07	New Mexico	96-83	W
1-26-08	New Mexico	83-66	W
2-26-08	at New Mexico (OT)	70-69	W

*Conference Tournament
 +WAC Tournament
 ^ MWC Tournament



Last season BYU crushed the Rebels by 26 points in the Marriott Center. In front of a crowd of over 22,000, the Cougars jumped out to a 16-point halftime lead, then cruised to a big victory. The win gave BYU its third-consecutive 20-win season.

UNLV

Overall Series Record: UNLV leads 14-13
 BYU Record in Provo: 9-3 (9-3 in the Marriott Center)
 BYU Record in Las Vegas: 4-11
 (3-11 in the Thomas & Mack Center)
 BYU Record at Neutral Sites: 0-0
 BYU Record under Dave Rose: 3-5
 BYU Record in Overtime Games: 2-0
 Last Overtime Game: 2005, won in Las Vegas, 82-72
 Longest BYU Win Streak: 3 (2004-2005)
 Longest UNLV Win Streak: 4 (1981-98)
 Largest BYU Margin of Victory: 28, 91-63 in 2001
 Largest UNLV Margin of Victory: 39, 70-41 in 2008
 Most Points Scored by BYU: 92 in 1981
 Most Points Scored by UNLV: 90 in 1981

Date	Opponent	Score	W/L
1-3-81	at UNLV (OT)	92-90	W
2-6-81	UNLV	86-77	W
12-5-81	No. 18 UNLV	63-66	L
2-12-82	at UNLV	50-52	L
1-22-98	at UNLV	63-76	L
2-21-98	UNLV	76-84	L
1-10-00	at UNLV	77-75	W
2-19-00	UNLV	83-82	W
3-11-00	at UNLV*	56-79	L
1-15-01	UNLV	91-63	W
2-10-01	at UNLV	56-68	L
1-15-02	UNLV	60-47	W
2-9-02	at UNLV	70-73	L
1-16-03	UNLV	85-77	W
2-14-03	at UNLV	54-61	L
2-7-04	UNLV	64-61	W
3-6-04	at UNLV	89-88	W
2-5-05	at UNLV (OT)	82-72	W
3-5-05	UNLV	66-76	L
1-11-06	at UNLV	72-82	L
2-11-06	UNLV	75-72	W

1-13-07	at UNLV	75-83	L
2-3-07	No. 25 UNLV	90-63	W
3-10-07	at No. 25 UNLV*	70-78	L
1-15-08	at UNLV	41-70	L
2-16-08	UNLV	74-48	W
3-15-08	at UNLV*	61-76	L

*MWC Tournament (Las Vegas)

SAN DIEGO STATE

Overall Series Record: BYU leads 42-21
 BYU Record in Provo: 26-3 (26-3 in the Marriott Center)
 BYU Record in San Diego: 15-17 (5-7 in Cox Arena)
 BYU Record at Neutral Sites: 1-1
 BYU Record under Dave Rose: 4-3
 BYU Record in Overtime Games: 3-2 (1-1 Rd, 2-1 Hm)
 Last Overtime Game: 2004, BYU won in Provo, 83-69
 Longest BYU Win Streak: 11 (1990-95)
 Longest SDSU Win Streak: 3 (1941-77)
 Largest BYU Margin of Victory: 40, 106-66 in 1982
 Largest SDSU Margin of Victory: 27, 88-61 in 2006
 Most Points Scored by BYU: 123 in 1980
 Most Points Scored by SDSU: 104 in 1977

Date	Opponent	Score	W/L
12-19-41	at San Diego St.	45-49	L
12-20-41	at San Diego St.	40-42	L
12-23-77	at San Diego St.	88-104	L
2-3-79	San Diego State	88-80	W
3-1-79	at San Diego St.	96-95	W
1-24-80	at San Diego St.	123-91	W
3-1-80	San Diego State	114-81	W
1-8-81	San Diego State	84-73	W
2-14-81	at San Diego St.	72-73	L
1-28-82	at San Diego St.	66-80	L
2-27-82	San Diego State	106-66	W

1-14-83	San Diego State	96-74	W
2-12-83	at San Diego St.	69-67	W
1-20-84	at San Diego St.	75-79	L
2-16-84	San Diego St. (OT)	94-92	W
1-12-85	at San Diego St.	70-89	L
1-31-85	San Diego State	71-77	L
1-11-86	San Diego State	82-70	W
2-6-86	at San Diego St.	81-71	W
1-15-87	San Diego State	94-82	W
2-26-87	at San Diego State	85-68	W
1-9-88	San Diego State	92-65	W
2-18-88	at San Diego St. (OT)	80-82	L
1-12-89	San Diego State	85-81	W
2-9-89	at San Diego St.	74-89	L
1-6-90	at San Diego St.	63-60	W
2-1-90	San Diego State	75-58	W
1-3-91	at San Diego State	73-61	W
2-7-91	San Diego State	75-55	W
1-6-92	at San Diego St.	89-59	W
2-29-92	San Diego State	98-78	W
1-21-93	San Diego State	76-64	W
2-13-93	at San Diego St.	80-73	W
1-20-94	at San Diego St. (OT)	83-82	W
2-10-94	San Diego State	101-87	W
1-12-95	San Diego State	66-57	W
2-18-95	at San Diego St.	52-58	L
1-13-96	at San Diego St.	76-83	L
2-15-96	San Diego State	81-68	W
12-31-96	San Diego St. (OT)	86-89	L
11-14-97	at San Diego St.	73-59	W
1-14-99	at San Diego State	83-76	W
2-13-99	San Diego State	93-76	W
2-3-00	at San Diego State	72-50	W
3-4-00	San Diego State	67-50	W
1-13-01	San Diego State	79-50	W
2-12-01	at San Diego St.	69-66	W
1-12-02	San Diego State	75-64	W
2-11-02	at San Diego St.	73-77	L
3-7-02	v. San Diego St. #	51-62	L
1-2-03	at San Diego St.	80-69	W
2-17-03	San Diego State	66-64	W
1-12-04	at San Diego State	61-65	L
2-9-04	San Diego State (OT)	83-69	W
1-8-05	San Diego State	57-59	L
2-7-05	at San Diego State	58-66	L
1-21-06	at San Diego State	61-88	L
2-22-06	San Diego State	100-90	W
1-6-07	at San Diego State	80-58	W
2-24-07	at San Diego State	74-86	L
1-23-08	San Diego State	59-56	W
2-23-08	at San Diego State	65-69	L
3-14-08	vs. San Diego State#	63-54	W

MWC Tourney in Las Vegas

UTAH

Overall Series Record: Utah leads 124-122
 BYU Record in Provo: 68-47
 (21-17 in the Marriott Center)
 BYU Record in Salt Lake: 48-72
 (12-29 in the Jon M. Huntsman Center)
 BYU Record at Neutral Sites: 6-5
 BYU Record under Dave Rose: 5-2
 BYU Record in OT Games: 4-7*
 (1-1 Rd, 2-5 Hm, 1-1 Ntrl)
 *1-0 in 2OT, 0-2 in 3OT - all in Provo (83-85)
 Last Overtime Game: 1991, won at WAC, 51-49
 Longest BYU Win Streak: 8 (1909-12)
 Longest Utah Win Streak: 12 (1995-2000)
 Largest BYU Margin of Victory: 31 twice (1965, 94)
 Largest Utah Margin of Victory: 36, 85-49 (1997)
 Most Points Scored by BYU: 115 (1966)
 Most Points Scored by Utah: 106 twice (1962, 1963)



For the second-consecutive year BYU swept the Utes, including a thrilling 55-52 road win at the Huntsman Center in January. BYU has a four-game win streak against Utah heading into the 2008-09 season. It is their longest win streak against Utah since 1994-95.

Date	Opponent	Score	W/L
1-23-09	Utah	32-9	W
3-5-09	at Utah	40-27	W
2-5-10	at Utah	31-27	W
2-11-10	Utah	31-17	W
1-28-11	Utah	47-27	W
2-25-11	at Utah	33-26	W
2-17-12	at Utah	36-25	W
3-2-12	Utah	32-25	W
2-8-13	Utah	31-49	L
2-22-13	at Utah (OT)	26-29	L
2-14-14	at Utah	23-36	L
2-28-14	Utah	32-24	W
2-20-15	Utah	29-28	W
3-12-15	at Utah	20-38	L
2-4-16	at Utah	26-41	L
3-4-16	Utah	30-38	L
2-10-17	Utah	38-32	W
2-23-17	at Utah	54-33	W
2-9-18	Utah	21-27	L
2-23-18	at Utah	38-28	W
2-7-19	at Utah	22-50	L
3-8-19	Utah	21-31	L
3-4-20	at Utah	30-41	L
1-22-21	Utah	22-16	W
3-5-21	at Utah	16-29	L
2-3-22	at Utah	29-16	W
2-25-22	Utah	32-27	W
1-26-23	Utah	36-29	W
1-27-23	Utah	25-19	W
2-16-23	at Utah	33-35	L
2-17-23	at Utah	18-24	L
1-25-24	at Utah	38-21	W
1-26-24	at Utah	36-26	W
2-15-24	Utah	37-22	W
2-16-24	Utah	34-32	W
2-6-25	Utah	33-35	L
2-7-25	Utah	42-25	W
2-27-25	at Utah	24-36	L
2-28-25	at Utah	41-36	W
1-22-26	at Utah	22-21	W
1-23-26	at Utah	35-31	W
2-12-26	Utah	34-39	L
2-13-26	Utah	37-24	W
1-28-27	Utah	39-42	L
1-29-27	Utah	35-37	L
2-25-27	at Utah	31-34	L
2-26-27	at Utah (OT)	40-34	W
1-27-28	at Utah	37-30	W
1-28-28	at Utah	35-31	W
2-17-28	Utah	25-31	L
2-18-28	Utah	26-31	L
1-18-29	Utah	41-38	W
1-19-29	Utah	49-45	W
2-8-29	at Utah	41-56	L
2-9-29	at Utah	53-37	W
1-31-30	at Utah	49-53	L
2-1-30	at Utah	30-38	L
2-28-30	Utah	56-31	W
3-1-30	Utah	59-42	W
1-23-31	Utah (OT)	51-52	L
1-24-31	Utah	43-45	L
2-27-31	at Utah	39-49	L
2-28-31	at Utah	57-49	W
1-15-32	at Utah	44-36	W
1-16-32	at Utah	39-40	L
2-5-32	Utah	32-35	L
2-6-32	Utah	43-34	W
3-1-32	vs. Utah	35-33	W
1-13-33	Utah	40-27	W
1-14-33	Utah	33-34	L
2-17-33	at Utah	43-42	W
2-18-33	at Utah	36-50	L
3-4-33	vs. Utah	43-26	W
1-26-34	at Utah	41-37	W
1-27-34	at Utah	30-43	L
2-9-34	Utah	45-31	W
2-10-34	Utah	40-28	W
1-11-35	Utah	54-25	W
1-12-35	Utah	56-53	W
2-15-35	at Utah (OT)	46-50	L
2-16-35	at Utah	43-52	L
1-17-36	Utah	42-34	W
1-18-36	Utah	47-42	W
2-14-36	at Utah	35-36	L
2-15-36	at Utah	37-36	W
1-29-37	at Utah	30-45	L
1-30-37	at Utah	40-41	L
2-19-37	Utah	35-43	L
2-20-37	Utah	36-31	W
1-22-38	Utah	41-48	L
3-4-38	at Utah	43-54	L
1-20-39	Utah	40-32	W
3-3-39	at Utah	47-52	L
2-9-40	at Utah	39-45	L
2-23-40	Utah	52-41	W
1-24-41	Utah	27-32	L
3-7-41	at Utah	39-50	L
2-7-42	at Utah	50-42	W
3-7-42	Utah	42-40	W
1-29-43	Utah	41-30	W
1-30-43	Utah	41-29	W
2-12-43	at Utah	44-34	W
2-13-43	at Utah	47-45	W
1-26-45	Utah	46-51	L
3-3-45	at Utah	52-56	L
2-9-46	at Utah	28-46	L
3-9-46	Utah	53-71	L
2-8-47	Utah	54-62	L
3-8-47	at Utah	66-82	L
1-17-48	at Utah	65-63	W
2-21-48	Utah	55-51	W
1-29-49	at No. 10 Utah	56-55	W
1-31-49	No. 10 Utah	65-45	W
2-18-49	at No. 14 Utah	49-58	L
2-19-49	No. 14 Utah	52-54	L
1-28-50	at Utah	71-51	W
1-30-50	Utah	61-51	W
2-17-50	at Utah	42-56	L
2-18-50	Utah	56-46	W
12-27-50	vs. Utah*	49-58	L
2-16-51	at Utah	73-60	W
2-17-51	Utah	49-54	L
3-2-51	at Utah	58-67	L
3-3-51	Utah	69-50	W
2-2-52	Utah	48-51	L
3-8-52	at Utah	50-61	L
2-14-53	Utah	62-50	W
2-21-53	at Utah	73-50	W
2-19-54	at Utah	85-76	W
2-20-54	Utah	64-70	L
2-11-55	No. 5 Utah (OT)	76-74	W
2-12-55	at No. 5 Utah	71-78	L
2-11-56	at Utah	63-82	L
2-24-56	Utah	77-82	L
2-10-57	Utah	81-77	W
2-21-57	at Utah	66-88	L
1-24-58	at Utah	81-67	W
2-27-58	Utah	56-74	L
1-23-59	No. 20 Utah	56-70	L
2-26-59	Utah (OT)	74-76	L
1-22-60	at No. 7 Utah	69-76	L
2-25-60	No. 5 Utah	75-87	L
1-20-61	Utah	91-86	W
2-23-61	at Utah	80-95	L
1-23-62	at Utah	89-94	L
2-24-62	Utah	101-106	L
1-19-63	Utah	71-53	W
2-23-63	at Utah	100-106	L
2-8-64	at Utah (OT)	89-91	L
2-22-64	Utah	75-72	W
1-23-65	Utah	98-67	W
2-20-65	at Utah	108-99	W
2-5-66	at Utah	94-93	W
3-5-66	Utah	115-100	W
2-11-67	Utah	64-62	W
2-17-67	at Utah	61-60	W
2-10-68	at Utah	89-91	L



SERIES VS. OPPONENTS RESULTS

2-24-68	Utah	93-90	W
2-8-69	Utah	73-67	W
2-22-69	at Utah	85-98	L
1-3-70	at Utah	76-82	L
1-24-70	Utah	81-91	L
2-6-71	Utah	103-89	W
3-6-71	at Utah	98-87	W
1-15-72	at Utah	67-61	W
2-19-72	Utah	79-66	W
2-3-73	Utah	89-73	W
3-3-73	at Utah	71-86	L
1-12-74	at Utah	86-104	L
2-16-74	Utah	74-89	L
1-18-75	at Utah	73-91	L
2-22-75	Utah	73-79	L
1-24-76	Utah	74-76	L
2-21-76	at Utah	84-83	W
2-5-77	at Utah	61-81	L
3-5-77	No. 20 Utah	54-67	L
2-4-78	Utah	76-89	L
3-4-78	at No. 19 Utah	74-81	L
1-20-79	at Utah	90-76	W
2-17-79	Utah	76-50	W
1-12-80	Utah	89-72	W
2-9-80	at Utah	83-82	W
1-31-81	at No. 9 Utah	56-60	L
3-7-81	No. 9 Utah	95-76	W
1-15-82	Utah	74-51	W
2-19-82	at Utah	61-68	L
2-5-83	at Utah	72-75	L
3-5-83	Utah (3OT)	62-64	L
1-14-84	Utah (2OT)	113-105	W
2-8-84	at Utah	82-79	W
1-26-85	at Utah	63-62	W
3-2-85	Utah (3OT)	85-86	L
1-25-86	Utah	87-69	W
2-22-86	at Utah	71-74	L
1-24-87	at Utah	80-70	W
2-14-87	Utah	58-65	L
2-4-88	Utah	82-64	W
2-27-88	at Utah	60-62	L
2-2-89	at Utah	86-90	L
2-25-89	Utah	81-74	W
1-25-90	Utah	65-49	W
2-10-90	at Utah	73-89	L
3-8-90	vs. Utah* (OT)	61-62	L
2-16-91	at No. 14 Utah	74-81	L
3-2-91	No. 9 Utah (OT)	71-72	L
3-9-91	vs. No. 8 Utah (OT)	51-49	W
2-20-92	Utah	58-56	W
3-7-92	at Utah	87-73	W
3-13-92	vs. Utah+	75-62	W
1-9-93	Utah	53-54	L
2-27-93	at No. 11 Utah	83-89	L
1-8-94	at Utah	64-62	W
2-26-94	Utah	73-70	W
3-10-94	vs. Utah+	96-65	W
1-3-95	Utah	64-57	W
3-4-95	at Utah	79-87	L
1-2-96	at No. 15 Utah	77-83	L
3-2-96	No. 10 Utah	85-96	L
1-11-97	No. 9 Utah	51-61	L
2-6-97	at No. 5 Utah	49-85	L
1-10-98	No. 3 Utah	61-71	L
2-5-98	at No. 5 Utah	68-83	L
1-9-99	at Utah	54-75	L
2-6-99	No. 20 Utah	46-71	L
3-4-99	vs. No. 8 Utah*	62-81	L
1-15-00	Utah	49-56	L
2-12-00	at No. 21 Utah	62-77	L
3-10-00	vs. Utah ^	58-54	W
1-29-01	Utah	69-61	W
2-24-01	at Utah	75-82	L
1-28-02	at Utah	66-71	L


2-23-02	Utah	63-61	W
1-25-03	Utah	75-79	L
2-24-03	at No. 23 Utah	64-71	L
1-31-04	at Utah	56-64	L
3-1-04	Utah	70-57	W
3-12-04	vs. Utah ^	51-54	L
1-31-05	No. 25 Utah	58-72	L
2-26-05	at No. 13 Utah	60-69	L
1-7-06	Utah	72-60	W
2-8-06	at Utah	60-79	L
3-9-06	vs. Utah ^	70-74	L
1-31-07	at Utah	76-66	W
3-3-07	Utah	85-62	W
1-19-08	at Utah	55-52	W
2-20-08	Utah	67-59	W
	*WAC Tournament		
	^ MWC Tournament		

WYOMING

Overall Series Record: BYU leads 99-69
 BYU Record in Provo: 63-14
 (32-5 in the Marriott Center)
 BYU Record in Laramie: 31-53
 (13-14 in Arena Auditorium)
 BYU Record at Neutral Sites: 5-2
 BYU Record under Dave Rose: 7-0
 BYU Record in Overtime Games: 1-3* (all in Laramie)
 *0-1 in 2OT games (1981 in Laramie, 84-86)
 Last OT Game: 1981, lost in Laramie, 84-86 (2OT)
 Longest BYU Win Streak: 12 (1972-77)
 Longest Wyoming Win Streak: 9 (1942-46)
 Largest BYU Margin of Victory: 35, 78-43 in 1966
 Largest Wyoming Margin of Victory: 32, 63-31 in 1931
 Most Points Scored by BYU: 102 in 1965
 Most Points Scored by Wyoming: 107 in 1966

Date	Opponent	Score	W/L
12-16-29	Wyoming	47-25	W
12-18-29	Wyoming	51-38	W
12-12-30	at Wyoming	36-37	L
12-13-30	at Wyoming	46-42	W
12-21-31	at Wyoming	47-57	L
12-22-31	at Wyoming	31-61	L
3-3-32	at Wyoming	33-37	L
3-4-32	at Wyoming	28-29	L
3-5-32	at Wyoming	38-22	W
3-9-33	Wyoming	25-35	L
3-10-33	Wyoming	37-33	W
3-11-33	Wyoming	41-39	W
3-8-34	at Wyoming	38-43	L
3-9-34	at Wyoming (OT)	44-47	L
3-10-34	at Wyoming	34-43	L
2-11-38	at Wyoming	47-61	L
2-19-38	Wyoming	38-49	L
1-14-39	at Wyoming	27-35	L
2-18-39	Wyoming	44-46	L
1-27-40	Wyoming	34-29	W
3-2-40	at Wyoming	50-45	W
1-17-41	at Wyoming	45-46	L
2-28-41	Wyoming	49-45	W
1-16-42	Wyoming	53-49	W
1-31-42	at Wyoming	34-45	L
2-25-43	at Wyoming	42-53	L
2-26-43	at Wyoming	43-47	L
2-27-43	at Wyoming	43-66	L
1-19-45	at Wyoming	41-51	L
2-24-45	Wyoming	34-39	L
12-6-45	vs. Wyoming	49-58	L
12-8-45	vs. Wyoming	37-52	L
1-18-46	Wyoming	36-41	L
2-2-46	at Wyoming	57-41	W
1-24-47	Wyoming	44-51	L

2-15-47	at Wyoming	47-70	L
1-26-48	at Wyoming	45-39	W
2-7-48	Wyoming	57-42	W
1-14-49	at Wyoming	48-59	L
1-15-49	at Wyoming	38-58	L
1-24-49	Wyoming	54-42	W
2-21-49	No. 19 Wyoming	50-48	W
12-9-49	vs. Wyoming	57-54	W
1-13-50	at Wyoming	39-46	L
1-14-50	at Wyoming	27-53	L
3-3-50	No. 18 Wyoming	55-44	W
3-4-50	No. 18 Wyoming	70-52	W
1-18-51	at No. 10 Wyoming	61-57	W
1-19-51	No. 13 Wyoming	64-58	W
1-20-51	No. 13 Wyoming	65-38	W
2-26-51	at Wyoming	49-50	L
2-16-52	Wyoming	43-48	L
3-1-52	at No. 16 Wyoming	49-55	L
1-23-53	Wyoming	71-42	W
2-27-53	at Wyoming	59-63	L
2-12-54	at Wyoming	47-63	L
2-26-54	Wyoming	51-42	W
1-22-55	at Wyoming	60-68	L
2-26-55	Wyoming	75-62	W
1-14-56	Wyoming	74-48	W
2-18-56	at Wyoming	78-67	W
1-12-57	at Wyoming	82-71	W
2-16-57	Wyoming	69-47	W
1-18-58	Wyoming	62-50	W
2-21-58	at Wyoming	46-74	L
1-17-59	at Wyoming	73-71	W
2-20-59	Wyoming	78-43	W
1-16-60	Wyoming	73-52	W
2-19-60	at Wyoming	75-70	W
1-14-61	at Wyoming	71-79	L
2-17-61	Wyoming	89-80	W



BYU holds a seven-game win streak against Wyoming that dates back to the 2005-06 season. Last year BYU swept the Cowboys, including a 78-61 victory in the Marriott Center that clinched BYU's second-consecutive outright conference championship. With the win BYU became the first MWC team to win two outright titles in the nine-year history of the league.



1-12-62	Wyoming	73-63	W
2-17-62	at Wyoming	71-87	L
2-9-63	Wyoming	89-77	W
2-28-63	at Wyoming	80-76	W
1-11-64	Wyoming	96-91	W
3-7-64	at Wyoming	96-90	W
2-11-65	at Wyoming	96-94	W
3-5-65	Wyoming	102-87	W
1-15-66	at Wyoming	101-107	L
2-26-66	Wyoming	98-90	W
1-20-67	Wyoming	97-75	W
2-25-67	at Wyoming	56-67	L
3-11-67	vs. Wyoming	63-70	L
1-18-68	at Wyoming	70-81	L
2-17-68	Wyoming	101-77	W
1-16-69	Wyoming	89-78	W
3-1-69	at Wyoming	69-79	L
3-5-69	vs. Wyoming	95-82	W
2-7-70	at Wyoming	73-98	L
2-19-70	Wyoming	71-73	L
1-17-71	Wyoming	82-68	W
2-19-71	at Wyoming	72-78	L
1-29-72	at Wyoming	101-74	W
2-25-72	Wyoming	70-56	W
1-6-73	Wyoming	62-58	W
2-9-73	at Wyoming	67-54	W
2-2-74	at Wyoming (OT)	78-75	W
2-28-74	Wyoming	74-62	W
2-8-75	Wyoming	75-73	W
3-7-75	at Wyoming	67-64	W
2-6-76	at Wyoming	94-80	W
3-6-76	Wyoming	82-60	W
1-15-77	Wyoming	97-64	W
2-10-77	at Wyoming	82-72	W
1-12-78	at Wyoming	82-89	L
2-11-78	Wyoming	76-56	W
1-27-79	at Wyoming (OT)	69-71	L
2-22-79	Wyoming	78-73	W
1-18-80	Wyoming	53-56	L
2-23-80	at Wyoming	39-30	W
1-24-81	Wyoming	84-70	W
2-26-81	at Wyoming (2OT)	84-86	L
1-9-82	at Wyoming	42-61	L
1-23-82	Wyoming	25-27	L
1-22-83	at Wyoming	82-64	W
3-12-83	Wyoming	54-41	W
1-26-84	Wyoming	74-61	W
1-25-84	at Wyoming	55-56	L
1-24-85	Wyoming	78-65	W
2-28-85	at Wyoming	66-78	L
2-20-86	at Wyoming	56-66	L
3-1-86	Wyoming	62-65	L
1-3-87	Wyoming	77-74	W
2-21-87	at Wyoming	67-63	W
1-15-88	at No. 12 Wyoming	83-67	W
2-11-88	No. 18 Wyoming	78-69	W
2-23-89	at Wyoming	65-72	L
3-2-89	Wyoming	71-67	W
1-20-90	at Wyoming	65-60	W
2-22-90	Wyoming	75-64	W
1-19-91	at Wyoming	80-86	L
1-26-91	Wyoming	72-77	L
1-16-92	Wyoming	68-59	W
1-23-92	at Wyoming	67-72	L
1-30-93	at Wyoming	77-64	W
2-6-93	Wyoming	75-62	W
1-27-94	Wyoming	82-66	W
2-3-94	at Wyoming	65-79	L
1-21-95	at Wyoming	58-52	W
2-11-95	Wyoming	78-72	W
1-18-96	Wyoming	84-75	W
2-10-96	at Wyoming	81-71	W
1-4-97	at Wyoming	61-89	L
2-8-97	Wyoming	60-72	L

1-15-98	Wyoming	60-41	W
2-14-98	at Wyoming	54-77	L
1-20-00	Wyoming	87-78	W
2-26-00	at Wyoming	70-85	L
1-22-01	at Wyoming	78-85	L
2-15-01	Wyoming	79-63	W
3-9-01	vs. Wyoming ^	77-66	W
2-2-02	Wyoming	85-70	W
2-28-02	at Wyoming	60-76	L
2-8-03	at Wyoming	74-66	W
3-6-03	Wyoming	69-50	W
1-19-04	Wyoming	78-64	W
2-14-04	at Wyoming	67-53	W
3-11-04	vs. Wyoming ^	79-74	W
1-17-05	at Wyoming	71-83	L
2-12-05	Wyoming	58-59	L
1-18-06	Wyoming	80-67	W
2-18-06	at Wyoming	74-68	W
1-16-07	Wyoming	89-81	W
2-6-07	at Wyoming	77-73	W
3-9-07	vs. Wyoming ^	96-84	W
2-2-08	at Wyoming	73-63	W
3-5-08	Wyoming	78-61	W

^ MWC Tournament

AIR FORCE

Overall Series Record: BYU leads 47-12
 BYU Record in Provo: 24-4 (24-2 in the Marriott Center)
 BYU Record in Colorado Springs: 20-7
 (20-7 in Clune Arena)
 BYU Record at Neutral Sites: 3-1
 BYU Record under Dave Rose: 5-1
 BYU Record in Overtime Games: 2-0
 Last Overtime Game: 1989, won at AFA, 89-88
 Longest BYU Win Streak: 15 (1990-96)
 Longest Air Force Win Streak: 3 (2005-06)
 Largest BYU Margin of Victory: 35, 103-68 in 1993
 Largest Air Force Margin of Victory: 31, 70-39 in 2005
 Most Points Scored by BYU: 110 in 1965
 Most Points Scored by Air Force: 93 in 1987

Date	Opponent	Score	W/L
12-18-61	Air Force	66-68	L
12-14-63	Air Force	61-65	L
1-29-65	at Air Force	110-77	W
1-2-81	at Air Force	77-65	W
2-7-81	Air Force	62-51	W
1-21-82	Air Force	54-40	W
2-13-82	at Air Force	49-41	W
1-24-83	at Air Force	73-61	W
2-19-83	Air Force	66-57	W
1-28-84	Air Force	69-49	W
2-27-84	at Air Force	71-67	W
1-17-85	at Air Force	79-72	W
2-2-85	Air Force	66-60	W
3-4-85	Air Force*	79-82	L
1-18-86	at Air Force	65-57	W
1-23-86	Air Force	66-45	W
1-22-87	Air Force	87-69	W
1-30-87	at Air Force	91-93	L
3-5-87	vs. Air Force** (OT)	82-79	W
1-30-88	Air Force	95-75	W
2-25-88	at Air Force	76-62	W
1-19-89	at Air Force (OT)	89-88	W
1-24-89	Air Force	78-79	L
1-18-90	at Air Force	64-56	W
2-24-90	Air Force	67-42	W
1-25-91	Air Force	72-55	W
2-23-91	at Air Force	70-61	W
1-18-92	Air Force	66-45	W
2-13-92	at Air Force	68-60	W
3-12-92	vs. Air Force+	72-51	W

1-16-93	at Air Force	103-68	W
2-20-93	Air Force	98-80	W
1-15-94	Air Force	87-73	W
2-17-94	at Air Force	94-82	W
1-7-95	at Air Force	89-68	W
2-25-95	Air Force	79-72	W
1-8-96	Air Force	68-64	W
2-22-96	at Air Force	80-66	W
1-24-98	at Air Force	61-80	L
2-19-98	Air Force	79-60	W
1-27-00	at Air Force	55-60	L
3-2-00	Air Force	73-52	W
2-1-01	Air Force	62-45	W
3-3-01	at Air Force	51-50	W
3-8-01	vs. Air Force ^	69-54	W
1-21-02	at Air Force	64-74	L
2-18-02	Air Force	67-51	W
2-03-03	Air Force	65-33	W
3-01-03	at Air Force	56-43	W
1-24-04	at Air Force	52-74	L
2-23-04	Air Force	67-61	W
1-22-05	Air Force	49-52	L
2-21-05	at Air Force	39-70	L
1-5-06	at Air Force	59-75	L
2-4-06	Air Force	65-59	W
1-27-07	No. 13 Air Force	61-52	W
2-27-07	at No. 25 Air Force	62-58	W
1-30-08	at Air Force	69-53	W
3-1-08	Air Force	76-57	W

^ MWC Tournament (Las Vegas)
 *WAC Tournament (Provo)
 **WAC Tournament
 +WAC Tournament (Fort Collins)



BYU swept the Falcons for the second-consecutive season last year. In their second meeting of the year, No. 25 BYU claimed a 76-57 victory over the Falcons. Michael Loyd's two three-pointers helped the Cougars jump out into the lead for good. Three-point shooting gave BYU a big lift in this game. BYU was 5 of 8 on three pointers (62.5%) in the first half.



BYU HOOP HISTORY



WINNING: A BYU BASKETBALL TRADITION

BYU has one of the nation's richest basketball traditions. In fact, 85 of the Cougars' 106 seasons on the hardwoods have been winning campaigns. Since putting its first team on the floor in 1903, BYU has amassed a 1553-986 record to rank No. 17 all-time among NCAA Division I programs in total victories. The Cougars also boast a .612 winning percentage, ranking 39th.

But it's not just the sum of victories that has made BYU one of the nation's top hoop programs. Along the way, BYU has claimed 28 conference championships and received 33 postseason invites, including 23 NCAA Tournament appearances. The Cougars won two NIT titles (1951 and 1966) back when the NIT was considered the premier national tournament. BYU players also boast 105 all-conference and 44 All-America citations along with 44 NBA draft selections.

BYU has won conference championships in four different leagues. The first seven came from the Rocky Mountain Conference and continued as BYU won five as a member of the Skyline Conference. During the Cougars' membership in the Western Athletic Conference, BYU teams won 12 conference championships. Tack on four Mountain West Conference titles in the league's first nine seasons, and BYU has won one-fourth of all possible conference championships.




The Old Ladies Gymnasium



BY Academy Gym



The Smith Fieldhouse: Home Court 1951-71



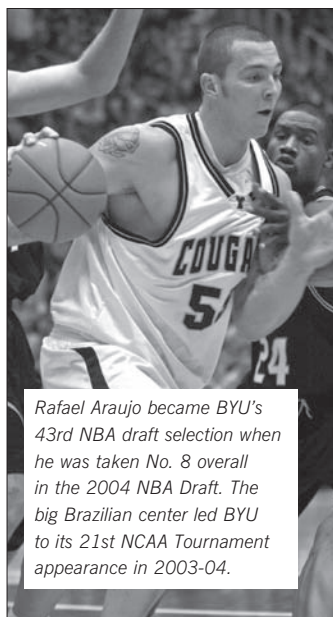
All-American Devin Durrant was among the nation's leading scorers in 1984, averaging 27.9 points per game. He is third on BYU's all-time scoring list behind Danny Ainge and Mike Smith.

BYU's basketball legacy is filled with many unique achievements. In 1981, the Cougars advanced to the Elite Eight when All-American Danny Ainge made what is still considered one of the NCAA Tournament's most amazing plays. Trailing Notre Dame 50-49 with eight seconds remaining, Ainge took the ball coast-to-coast, dribbling through all five Irish defenders, before lofting the game-winning finger roll just over the reach of Orlando Woolridge. Ainge received the Wooden Award and Eastman Trophy in 1981 as the nation's top player.

ver medals while playing on four Olympic teams and was the longtime coach of the Yugoslavian National Team, mentoring many future NBA players. He ended his playing career as the all-time Croatian scoring leader.

Before Cusic's arrival in Provo, the Cougars already held the distinction of being the first U.S. program to include an international player on its roster in Finland's Timo Lampen in 1958-59. BYU also boasts two of the nation's longest-standing rivalries, having first played Utah State in 1906 and Utah in 1909, with the 246 contests against the Utes being the 10th most games ever played between two teams.

The Cougars have called several places "home" throughout their long history. The first radio broadcast in the intermountain area took place on Feb. 17, 1940, when BYU hosted Utah State in the Old Ladies Gymnasium in Provo. BYU broke a ban on broadcasting college sports due to the clamor from fans that only 500 people could fit into the gym. Arch Madsen called the game on KOVO radio in Provo with station manager David Walker providing analysis. Home games have also been played in Springville, the old BY Academy and even on the University of Utah's home court.



Rafael Araujo became BYU's 43rd NBA draft selection when he was taken No. 8 overall in the 2004 NBA Draft. The big Brazilian center led BYU to its 21st NCAA Tournament appearance in 2003-04.

increasing interest. In 1971, the Marriott Center was built, giving BYU what is still to this day one of the most intimidating arenas in college basketball.

Since opening the 22,700-seat Marriott Center, the Cougars have been among the nation's annual attendance leaders with 19 top-5 rankings, three times finishing No. 1. BYU has not disappointed its faithful, winning 78 percent of its games in the Marriott Center, including a nation-leading 47-game home victory streak entering the 2008-09 season.



Former BYU coach Steve Cleveland gave BYU fans plenty to smile about with five straight post-season appearances while winning two Mountain West titles.

had lost and left the door open for the Cougars to be the only undefeated team in college basketball.

Over the years, 17 coaches have guided the Cougars, 16 with winning records. Current BYU head coach Dave Rose took the helm in 2005-06 after spending eight years as an assistant under former head coach Steve Cleveland. Rose was an instrumental part of helping the Cougars restore their tradition with NCAA appearances in five of the last eight seasons while winning four Mountain West Conference titles. During that time, BYU



The 22,700-seat Marriott Center is the third-largest on-campus arena in the nation. BYU has won 78 percent of its games in the Marriott Center, including a school-record 47 straight games entering the 2008-09 season, the nation's longest homecourt victory streak.

Legendary coach Stan Watts, who guided BYU to its NIT titles, was inducted into the Naismith Memorial Basketball Hall of Fame in 1986, while All-American center Kresimir Cusic became BYU's second Hall member in 1996. Turning down the opportunity to play in the NBA, Cusic returned home to Yugoslavia to pursue his passion to better-develop basketball in Europe. He earned one gold and two sil-

BYU created a new home on campus with the construction of the George Albert Smith Fieldhouse. The Smith Fieldhouse was home to the Cougars from 1951-1971, with 20 different all-conference players, including seven All-Americans, starring for BYU during that era. Many capacity crowds crammed inside the Fieldhouse to see Cougar basketball. With BYU's winning tradition, the then 10,000-seat arena grew too small for the

In recent history, the highest ranking a Cougar team has received in the media polls was the 1987-88 team. At one point the team was 17-0 and climbed as high as No. 2 and No. 3 in the rankings. Had the victory streak not been snapped by a single-game cross-country trip to UAB in Birmingham, the Cougars could have easily found themselves in the No. 1 spot as the top-rated Arizona Wildcats

was also one of just 14 teams to have a player drafted in both the 2003 and 2004 NBA Drafts as Travis Hansen was selected in the second round in 2003 and Rafael Araujo was the No. 8 overall pick in 2004. In his three years guiding the Cougars, Dave Rose has led BYU to its first back-to-back national rankings since 1981 and 1982 and first back-to-back league titles since 1979 and 1980.




1951 NIT CHAMPIONS

**BYU 62, Dayton 43
March 17, 1951**

In 1951, the Cougars defeated Dayton in the championship game of the National Invitational Tournament. After the win, BYU accepted an invitation to the NCAA Tournament, which at the time was not yet recognized as the decisive tournament for the country's best team.

As the nation's champions, the



Cougars finished 28-9 with the most wins in BYU basketball history. Not only is it impressive that BYU won the national title and so many games, but it is even more amazing that they did so without a home court. With the Smith Fieldhouse under construction, BYU split its "home games" between Springville High's gymnasium and the University of Utah. Head coach Stan Watts guided the Cougars to the national title in only his second year at the helm. Watts had the help of Mel Hutchins, who became the first Cougar to be named a first-team All-American and went on to win Rookie of the Year in the NBA in the 1952-53 season.

**BYU 68, San Francisco 61
December 22, 1953**

Stan Watts continued to bring glory to the BYU basketball program in 1953 by bringing prominent basketball programs to play in Provo. At the beginning of the first full season in the Smith Fieldhouse, the highly touted San Francisco program came to face the Cougars in Provo. The game would make memories for any fans present, as two San Francisco players, Bill Russell and K.C. Jones, went on to be stars in the NBA. San Francisco was the first of the big basketball schools to make the trip to Provo, with Michigan and UCLA playing

the Cougars in the Smith Fieldhouse in the season to follow.

**BYU 97, NYU 84
March 19, 1966**

For the second year in a row, the Cougars finished as a 20-game winner with their final game against NYU in the championship game of the National Invitational Tournament. Playing in a packed Madison Square Garden, the No. 1-ranked Cougars outplayed NYU, leading 48-43 at halftime and never looking back. With star Dick Nemelka on the bench with four fouls, the Cougars turned to junior

center Craig Raymond and junior forward Gary Hill. Hill and Raymond, non-starters going into the tournament, led the high-scoring Cougar offense with 21 points each. Steve Kramer added 20 points to make the third Cougar with 20 or more points and the fifth Cougar to score in double digits. The win over the Violets marked the second NIT championship for both BYU and head coach Stan Watts. The season was the highest scoring in Cougar history. BYU averaged 95.5 points per game while hitting 50 percent of its shots. In the NIT final the

Cougars shot 59 percent while handling NYU. Former coach of the Boston Celtics, Red Auerbach, commented on BYU

at the championship, saying, "BYU simply overpowered them. They (the Cougars) outplayed them all over the court."

**BYU 89, Georgia 82 (2 OT)
December 29, 1969**

In the middle of a forgettable 8-18 season, the Cougars took a memorable thriller from the Georgia Bulldogs in the Quaker City Tournament. Playing in Philadelphia, the Cougars found themselves down 38-25 at the half, but senior center Paul Ruffner led the Cougars' charge back in the second half. The All-WAC Honorable Mention performer finished the game with 37 points and 18 rebounds as the Cougars took two overtimes to complete their comeback. Georgia trailed near the end of regulation and the end of the first overtime but managed to tie the game up both times. BYU was finally able to pull away in the second overtime, outscoring the Bulldogs 11-4. Doug Howard finished with 24 points, starting him on his way to his selection as a second-team All-WAC member. The game marked the second time the Cougars had gone to double overtime that season. Earlier in the season, BYU lost a heart-breaker to Texas 76-73.

**BYU 78, Kansas State 72
December 3, 1971**

There is a first for everything, and the Cougars found a lot of firsts in this, the first game in the Marriott Activities Center. The arena itself was the first of its kind, the largest arena on any campus in the country.


With the new arena, Stan Watts and his Cougars hosted the first major basketball tournament for BYU in the first BYU Classic. Nearly every statistic became a record for the Marriott Center that night, but not a single one of them stands today. BYU forward Kresimir Cosic was the highlight reel, scoring 30 points and pulling down 18 rebounds. Cosic's accuracy was impressive, hitting 8-of-11 from the field and 14-of-16 from the free-throw line.

**BYU 108, La Salle 106 (3 OT)
December 15, 1979**


With nine lead changes in a close game, BYU and LaSalle kept fans in the seats awaiting the outcome of a nail-biter. LaSalle's Michael Brooks set Marriott Center records, which still stand today, scoring 51 points and shooting 24-of-36 from the field. Despite Brooks' efforts, the third time truly was a charm for the Cougars. Tied at 98-98 after the end of the second overtime, things looked bleak for the Cougars with Danny Ainge out of the game with fouls. But in the third overtime the career of true freshman Steve Trumbo was born. At 6-foot-7, 230 pounds, the 18-year-old from Santa Clara, Calif., met the challenge. Trumbo tipped-in a bucket to give BYU a quick lead followed by a Devin Durrant lay-up as the Cougars went up by four. Trumbo went on to score four more points for the Cougars, finishing with six of the 10 points in the final overtime. While the Cougars didn't have a player that scored big like Brooks, BYU won with a team effort as six Cougars finished in double figures.

**BYU 95, Utah 76
March 7, 1981**

After spotting Utah 10 points to start the game and trailing throughout the first half, BYU turned up the defensive pressure in the second half and spoiled the Utes' hopes of claiming an outright conference title with a 95-76 victory in Provo. The Cougars held the Utes to just 29 percent shooting from the field in the



1966 NIT CHAMPIONS



DANNY AINGE
1981 PLAYER OF THE YEAR



In 1981, after cruising past Princeton and 10th-ranked UCLA in the NCAA Tournament, Danny Ainge's last second heroics against Notre Dame lifted BYU into the "Elite Eight." With eight seconds left in the game and the Irish up by one point, Ainge took the ball and deftly dribbled the length of the court and softly laid the ball over the outstretched fingertips of Notre Dame center Orlando Woolridge. Before the stunned Irish players could inbound the ball, time had expired. Ainge's skillful drive was recently featured by ESPN and Sports Illustrated as one of the plays of the decade. (photos by Doug Martin)

second half to win and solidify their place in the NCAA Tournament. Danny Ainge led the Cougars in the last home game of his BYU career, scoring 35 points on 14-of-25 shooting from the field and 7-of-7 from the free-throw line. Utah All-American Danny Vranes was held to only 12 points (4-for-12 from the field, 4-for-5 on the line) and was 3-of-9 in the second half. The win avenged an earlier 56-60 loss to the Utes on their home court at the Special Events Center. Fred Roberts gave the Cougars the lead for good with a jumper from the free-throw line at the 14:45 mark in the second half, giving BYU a 55-53 lead. The Cougars outscored the Runnin' Utes 40-23 from that point on, moving Utah into a tie with Wyoming for the WAC championship. BYU had the house packed for the game, setting a Marriott Center attendance record with 23,106.

BYU 51, Notre Dame 50 NCAA East Regional Semifinal March 19, 1981

With eight seconds left and down by one to Notre Dame, BYU faced elimination in the NCAA East Regional Semifinal. But Danny Ainge refused to allow his senior season to end without a fight. Ainge drove the length of the court, dribbling between defenders, and lofted a layup over the outstretched arms of Notre Dame center Orlando Woolridge with only two seconds remaining. His shot gave the Cougars a dramatic one-point victory. Ainge finished the game with only 12 points in the low-scoring affair, but none bigger than the final two. Down by as many as 14 points in the second half, the Cougars led only twice during the game. The win moved the Cougars on to the Elite Eight, where BYU lost to Ralph Sampson and Virginia 74-60. BYU finished the season ranked No. 16 in the country, and Ainge garnered Eastman and Wooden Award honors.

BYU 80, Notre Dame 76 (OT) January 13, 1986

National-powerhouse Notre Dame and coach Digger Phelps came to Provo and faced a stiff challenge from Jeff Chatman and the BYU Cougars. Chatman nailed a jumper with 1:20 left in regulation to give the Cougars a 63-61 lead. But Notre Dame's Tim Kempton scored with 33 seconds left to tie the score again. Alan Pollard had a chance to win the game but missed the front end of a 1-and-1 free throw. In overtime, Tom Gneiting scored seven points, including an old-fashioned three-point play, to give BYU a 73-69 advantage with 1:33 left. BYU played outstanding defense and made its free throws down the stretch to pull out the 80-76 victory. Notre Dame's All-American guard David Rivers led all scorers with 28 points, but it wasn't enough to stop the Cougars who had four players in double-figure scoring. Chatman led BYU with 21 points on 7-of-10 shooting. Gneiting had 14 rebounds to go with his 18 points, while Dixie College transfer Averian Parrish chipped in 12 points and four rebounds. Bob Capener, playing all 45 minutes, had 14 points.


BYU 93, Pitt 73 December 23, 1986

In a year when the Cougars would find themselves ranked as high as No. 2 in the country, this blowout win vaulted BYU into the national spotlight. Pittsburgh was ranked in the top 20 and had one of the nation's top players in 6-foot-10 All-American Charles Smith. It was another Smith, BYU's Michael Smith, who stole the show, scoring 17 points in the first half and finishing the game with 34 points and 13 rebounds. BYU

head coach Ladell Andersen said, "In all my years of coaching – college and professional – I've never been associated with a team that had that kind of first half of play. It was the best half for a team I've coached." BYU held Pitt to 20 percent shooting and caused 22 turnovers. Jeff Chatman had 12 points, and Bobby Capener had 18 points on 4 -of-7 three-point shooting.

BYU 121, Utah State 112 (OT) December 19, 1987

BYU almost gave Utah State an early Christmas present by blowing an 18-point second-half lead, but pulled off the dramatic win in overtime. BYU found itself ahead 61-45 at the half of the high-scoring contest, but couldn't put Utah State away. The Aggies climbed all the way back and might have won the game were it not for poor




MICHAEL SMITH,
BYU VS. PITT



free-throw shooting. Second-team All-American Michael Smith led the Cougars with 39 points, and Jeff Chatman chipped in 29. Smith sent the game to overtime by knocking down two free throws with only seven seconds left in the game. Poor free-throw shooting doomed the Aggies in overtime, when Utah State managed to hit only 5-of-13 from the charity stripe. BYU head coach Ladell Andersen praised both teams after the game. "I'm proud of both ball clubs," he said. "It is a game neither club should have lost. It is nice to get a win out of this."

BYU 61, Virginia 48 March 14, 1991

Highlighted by freshman Shawn Bradley setting an NCAA Tournament record with 10 blocked shots, the Cougars roared back in the second half to down Virginia 61-48 in the first round of the 1991 NCAA Tournament at the Huntsman Center in Salt Lake City. Bradley finished with eight points and five rebounds while becoming the first player to reject double-digit shots in an NCAA Tournament game. BYU trailed 22-19 at the half but then put 42 points on the scoreboard in the final 20 minutes to cruise to the win. Reserve center Gary Trost was the catalyst, scoring all of his team-best 13 points and grabbing eight of his game-high 11 rebounds after the break. Guard Scott Moon also found his offense in the second half, scoring 10 points after missing his only attempt in the first half. Forward Steve Schreiner added 12 points, and Nate Call a game-high five assists for Roger Reid's team. Future NBA players John Crotty and Bryant Stith led the Cavaliers with 20 and 13 points, respectively. The Cougars shot 60 percent in the sec-



**JEFF CHATMAN,
BYU VS. NOTRE DAME**

ond half to finish at 51.4 percent for the game, while Bradley's defensive presence helped hold Virginia to a mere 27.7 percent shooting on the night. While Bradley kept the Cavaliers from being effective in the paint, they didn't fare much better outside the arc, going 1-for-15 on three-point shots, including 0-for-11 in the second half. "We were getting some good shots but we were rushing them," Virginia coach Jeff Jones said. "Then I thought Bradley just basically took everything away. Anytime we scored inside was a major accomplishment."

BYU 73, UTEP 71 March 14, 1992

BYU upset UTEP 73-71 in the WAC Championship game with a 54-foot prayer by Kevin Nixon as time expired in Fort Collins, Colo. The win advanced the Cougars to the NCAA Tournament with an automatic bid, where they were defeated by Shaquille O'Neal's LSU Tigers. The Cougars were down by 11 at the half, but fought hard in the second half to rally from as many as 14 points. Jared Miller and Gary Trost led the way for the Cougars scoring 17 points a piece. Mark Helsop scored 12 for the Cougars. Nixon, a starter, played only 11 minutes in the game due to sluggishness, but came in for the final 2.4 seconds with a hope to get a good look at the basket. The play was designed to draw a foul on a screen, but no call was made on the collision between the BYU and UTEP players. BYU had no choice but to throw the ball in to Nixon. "It felt good when it left my hands," said Nixon. "I thought it had a chance." The shot was replayed over and over again in the months to come on highlight tapes nationally. ESPN nominated the play to receive an ESPY award for college basketball's Play of the Year. Most BYU fans will remember the shot as one of the greatest in BYU history next to Danny Ainge's miracle drive against Notre Dame in the 1981 NCAA Tournament to send the Cougars to the Elite Eight.

BYU 73, Memphis 67 (OT) December 22, 1992

After defeating Oklahoma 76-75 in the first round of the Maui Invitational, the Cougars took on Penny Hardaway and the Memphis Tigers. Hardaway would score 37 points, but it wasn't enough to stop four Cougars in double figures as BYU pulled out an exciting overtime victory. BYU led 33-28 at the half before Hardaway turned it on helping the Tigers shoot 60 percent in the second half. Kevin Nixon, who scored 14 points on the night, hit a three-pointer to tie the game at 63-63 with 1:09 to play. Both Hardaway and BYU's Nick Sanderson had tries to win the game before overtime. In OT Memphis went up 67-63 with 2:57 left to play. Sanderson cut the lead to 67-66 with a huge three-pointer. After a Hardaway turnover, Nixon nailed another three-pointer with 56 seconds left to go ahead 69-67. Sanderson made a quick steal with 25 seconds to play and took it the length of the court for an easy layin. After a failed Memphis three-point attempt, Russell Larson ended the game with a big dunk to finish off the Tigers 73-67. BYU went on the finals of the Maui Invitational losing to Duke 89-66. Sanderson had 15 points and four three-pointers, Larson had 11 points and eight rebounds and

Gary Trost led the Cougars with 16 points and eight rebounds. BYU outrebounded Memphis 42-30.

BYU 80, Louisville 62 November 25, 1994

BYU advanced to the finals of the Great Alaskan Shootout after holding Louisville to 24 points in the second half and defeating Denny Crum's Cardinals 75-60. After trailing Louisville 36-32 at halftime, BYU cranked up the defense and jumped to an early second-half 42-39 lead. Behind the clutch shooting of Robbie Reid and Russell Larson, who scored 17 and 14, respectively, the Cougars pulled off the come-from-behind victory. The Cougars owned the glass with 47 rebounds to Louisville's 33, and held the Cardinals to 25 percent shooting in the second half. Randy Reid scored 11 points, and sophomore Ken Roberts had 10 points and eight rebounds. First-team All-WAC forward Larson had a game-high 10 rebounds.

BYU 83, No. 16 New Mexico 62 February 26, 1998

BYU upset No. 16 New Mexico in The Pit 83-62 putting a halt to the nation's second-longest home winning streak, ending the streak at 41 games with a 21-point blow out. The Pit is well-known throughout the country as one of the most intimidating places to play. The win put hope into Steve Cleveland's first year as a coach to hopefully play in the WAC Tournament. BYU was only 2-10 in the WAC going into the game while the Lobos were 11-1 in conference play. Nobody was expecting a team that had only won one game the season before to



**RUSSELL LARSON,
BYU VS. LOUISVILLE**



beat the mighty Lobos, especially in the Pit. The Cougars came out confident in the first half making 68 percent from the field and 7-for-10 from three-point land, to give them a 46-28 lead going into the half. Senior Justin Weidauer played the best game of his career, going 9-for-10 from the field and 4-for-5 from three point range, to finish with 22 points. Freshman Mekeli Wesley shot 7-of-13 from the field to finish with 19 points. Junior Danny Bower shot 5-of-10 from beyond the arc to finish with 17 points.

BYU 76, UTEP 75 (3OT) **February 28, 1998**

After upsetting New Mexico in The Pit, BYU kept up its late season heroics with a road victory over UTEP in triple overtime. BYU clinched a spot in the postseason Western Athletic Conference Tournament by defeating UTEP 76-75. With eight seconds left in triple overtime, Lance Archibald hit a three to tie the game at 75-75. Then with no time left on the clock, freshman Mekeli Wesley hit a free throw to give the Cougars the one-point victory. BYU trailed UTEP by 10 points at the half but came back behind the strong play of Wesley, who scored 31 points and broke a BYU record by hitting 16-of-18 free-throw attempts, including the tiebreaker at the end of the game. Wesley's performance helped earn him a spot on the WAC All-Mountain Division Newcomer Team that year. Senior Justin Weidauer chipped in 14 points to help out the Cougars.

Arizona 78, BYU 74 **Nov. 28, 1998**

The Arizona Wildcats came into Provo undefeated and ranked No. 11 in the nation but nearly lost to the Cougars, coming out with a narrow 78-74 overtime victory. Freshman Mark Bigelow helped keep BYU close with a record nine steals to lead the Cougars, who had 15 steals on the night. Bigelow also paced the Cougar offense, scoring 24 points on 6-of-16 shooting from the field and 11-for-11 from the line. With 3:36 left to go in regulation, A.J. Bramlett scored for Arizona to give the Wildcats a 64-55 lead, their biggest of the game. But the Cougars were in no mood to give the game away and ran off 12 consecutive points to take a 67-64 lead with 1:23 left in the game. A three-point field goal by Jason Terry knotted the game at 67, which is how regulation would end. BYU kept the game close in overtime but a late push from Arizona allowed the Wildcats to steal the victory from the Cougar claws. The low-light of the game came in the second half when Arizona forward Eugene Edgeron delivered a vicious elbow to the face of BYU center Bret Jepsen, who was forced to leave the game with a concussion.

BYU 60, Hawaii 59 **Jan. 16, 1999**

A three-point bucket by Mekeli Wesley with just three seconds left gave the Cougars back-to-back road wins and a 60-59 victory over Hawaii. Wesley's shot capped off a 19-3 BYU run to finish the game and gave BYU its first lead since the 9:21 mark of the first half. Wesley was the second-leading scorer on the night with 18, behind teammate Silester Rivers, who finished with 20

BYU VS. NEW MEXICO (IN THE PIT)



points and nine rebounds. The win moved the Cougars to 7-8 on the season and 2-1 in WAC play. BYU fell behind on just 7-of-23 shooting (2-of-10 three-point) in the first half but rebounded to go 11-for-23 from the field (3-of-6 three-point) in the second half for the victory. The Cougar defense also turned up the heat on Hawai'i, holding the Warrior offense to just 37.5 percent shooting in the second half.

BYU 77, UNLV 75 **January 10, 2000**

The Cougars upset MWC-favorite UNLV with a 77-75 win at the Thomas and Mack Center in Las Vegas to open league play. BYU's Terrell Lyday showed his stardom leading the Cougars with 30 points. Lyday hit 10-of-17 from the field, including 5-of-10 on three-point shots. Lyday also led BYU in rebounds, pulling down 11 in his double-double effort. With 10 rebounds on the defensive glass and six steals, Lyday proved to be a winning force on both ends of the floor. As a team, the Cougars shot 48 percent to UNLV's 39 percent and hit 10-of-19 three pointers. Despite UNLV's comeback to take the lead late in the game and more than 12,500 fans cheering the Rebels on, BYU kept its composure. The Cougars got a boost from good free-throw shooting and a Todd Christensen three-pointer with three minutes left in the game.

BYU 58, Utah 54 **March 10, 2000**

Perhaps a benchmark for head coach Steve Cleveland and BYU basketball fans at large, the Cougars revitalized the BYU/Utah rivalry, winning 58-54 at the Mountain West Conference Tournament in Las Vegas. "That wasn't for me," Cleveland said. "There's a lot of people in Provo, Utah, that have really struggled with not having it [the rivalry] be competitive. If anything this says this is going to be competitive." BYU ended a 12-game losing streak to the Utes, winning for the first time against Utah since 1995. The victory improved BYU's record to 20-9 (eventually 22-11), the first time the Cougars recorded a 20-win season since 1995. With 40 percent shooting on the night and 59 percent from the free-throw line, it is no surprise it was the Cougars' defense that won the game. BYU held Utah to a dismal 30 percent shooting from the floor. With BYU star Mekeli Wesley struggling and hampered with foul trouble, BYU sophomore Eric Nielsen kept the Cougars in the game. Averaging just 5.8 points and 3.8 rebounds per game going into the semifinal game, Nielsen shocked the Utes with a career-high 17 points and nine rebounds. Poor Cougar free-throw shooting kept the game close but Utah wasn't able to capitalize. Down 57-54, Utah's Hano Mottola had a chance to tie the game with 14.6 seconds left, but his three-point attempt drew nothing but air. The Utes had one more chance to tie the game, but Phil Cullen sent an inbound pass sailing over the heads of his teammates and out of bounds on the opposite baseline. While the Cougars lost to UNLV in the MWC Championship game, BYU secured an NIT bid and advanced to the quarterfinals of the tournament to finish the season.

BYU 69, Utah State 67 **December 16, 2000**



MARK BIGELOW BYU VS. ARIZONA




In demonstrating the Cougars' season dominance over Utah teams, BYU defeated Utah State 69-67 in the Marriott Center. The game featured the debut of University of Utah transfer Trent Whiting who had a game-high 22 points to lead his new team in scoring. "I guess if anybody questioned why I started (Whiting) tonight, you probably know now," said BYU coach Steve Cleveland. "He has been the best player in practice for four months. He is a competitor and he adds a nice dimension to this ball club; something we haven't had." After a quick start and an early 12-point BYU lead, Utah State battled back to take a late first-half lead with 36 seconds left before halftime. Whiting proved his worth hitting an NBA-range three-pointer at the buzzer to give the team a 41-40 lead at the break. The Aggies came out strong in the second half, taking a 42-41 lead and maintaining the lead until late in the game. After BYU's Terrell Lyday hit a three-pointer to bring the Cougars within two, Whiting picked the pocket of USU's Bernard Rock and headed down the court to finish the fast break with a layup, tying the game 63-63. The two teams exchanged buckets, but it was BYU's Mekeli Wesley who made two free throws with eight seconds left to give the Cougars the two-point victory.

BYU 77, Wyoming 66 March 9, 2001

In the semifinal game of the Mountain West Conference Tournament in Las Vegas, the Cougars downed a tenacious Wyoming team 77-66 in the Thomas and Mack Center. Advancing to the MWC Championship game wasn't easy despite an early 20-10 lead for BYU. Both teams finished the regular season as conference co-champions along with Utah, and both teams played each other as champions, coming up with big plays from clutch players. While it was a total team effort, MWC Player of the Year Mekeli Wesley and All-MWC guard Terrell Lyday carried the Cougars on their backs, scoring all but four of BYU's 34 second-half points. "Terrell and Mekeli played huge for us tonight," BYU head coach Steve Cleveland said. "We played a great game tonight, and we don't win it unless we have the performances we got from those two guys." The senior duo combined for 55 points on Wesley's 23 points and Lyday's MWC Tournament record 32 points. Wesley, amazingly, played the final 11 minutes of the game with four fouls, while teammates Eric Nielsen and Nate Knight left the game with five fouls apiece. The Cowboys tried to mount



The Cougar bench erupts after Trent Whiting grabs a rebound to seal a victory over New Mexico in the 2001 MWC Championship game.



**TRENT WHITING,
BYU VS. UTAH STATE**

a comeback with Brett McFall's 5-for-9 shooting and 19 points, but BYU's defense held out until the end of the game.

BYU 69, New Mexico 65 March 10, 2001


After a late-night thriller against Wyoming and a win over Air Force the day before that, the Cougars faced a tough New Mexico team in the championship game of the Mountain West Conference Tournament. After BYU's Trent Whiting hit two free throws with 4.6 seconds left, the Cougars won the MWC Tournament Championship 69-65. Not only did the Cougars win the conference tournament, but they also secured a spot in the NCAA Tournament, BYU's first visit since 1995. League MVP Mekeli Wesley was the outstanding player of the game as he hit 11-of-12 shots on his way to a 30-point night. "Mekeli is the best player in the league, and he showed that today," said New Mexico forward Brian Smith, who was matched up against Wesley most of the night. Wesley was not without a supporting cast, as senior colleagues Terrell Lyday and Trent Whiting came up big. Whiting's 15 points came at crucial times as one of his three buckets from behind the arc fell at the end of the first half, while another helped the Cougars with two minutes left. Lyday's night was spotlighted with defense. Lyday held New Mexico's leading scorer, Marlon Parmer, to only 12 points and 0-for-4 from the field in the first half. Parmer had a chance to win the game for the Lobos late with a three-pointer, but Lyday's defense stopped Parmer from getting a good look and hitting the shot. "I told Terrell that he wasn't going to score 26 points tonight, but his main responsibility would be to defend," BYU coach Steve Cleveland said. "He made a huge defensive stop on Parmer's last shot."

BYU 81, Stanford 76 December 22, 2001

In perhaps the Cougars' biggest non-conference game of the Steve Cleveland era, BYU defeated No. 13 Stanford, 81-76, in a nationally televised game on ESPN at the Las Vegas Showdown. The win extended BYU's neutral-court victory streak at the Thomas and Mack Center to six straight games. With BYU having lost four starters, including three All-MWC players, from its MWC title team the year before, the defending Pac-10 champion Cardinal with All-American Casey Jacobsen was a heavy favorite. But senior forward Eric Nielsen delivered the best game of his career. Nielsen finished with 29 points, going 11-for-16 from the field, 2-for-2 from the three-point line, and 5-of-5 on free throws to shatter his previous career high of 19 points. Nielsen just outpaced Jacobsen as the Stanford All-American finished with 28 points. With solid BYU defensive pressure, Jacobsen went cold down the stretch and struggled from the free throw line. BYU entered the game leading the nation in free throw percentage and used it to hold on as senior Matt Montague hit six free throws in the final minute. The Cougars shot a blistering 63.6 percent from behind the three-point line. BYU finished the game 7-of-11 from behind the arc, while Stanford finished the game 6-of-25. Trailing 63-61 with just under 10 minutes to play, BYU went on a decisive 13-2 run over the next eight minutes that proved too much for the Cardinal to overcome. BYU made free throws when it mattered most. It was BYU's first win over a ranked opponent since 1998 when the Cougars knocked off No. 15 New Mexico in The Pit during Cleveland's first season

BYU 63, Utah 61 February 23, 2002

With the attention of the world on Utah during the final days of the 2002 Winter Olympics, the BYU-Utah rivalry stole local headlines with an unforgettable 21-point BYU



**TERRILL LYDAY
2001 MWC CHAMPIONSHIP**



comeback win to protect the nation-leading home winning streak at 35 games. A victory looked very doubtful after BYU played its worst first half of the home-court victory streak, trailing 43-26 at the break. In the second half, two quick Utah buckets pushed the lead to 21 at 47-26, but the Marriott Center magic ignited as BYU went on an amazing 24-5 run. The momentum had completely changed as BYU was back in the game with 7:26 remaining and down by only two points, 52-50. Great defense led to the second-half offensive explosion. After giving up a season-worst 43 points in the first half, BYU held Utah to 29 percent shooting and outscored the Utes 37-18 in the second half. Seniors Matt Montague and Eric Nielsen led the second-half charge. With 1:18 remaining in the game, Montague hit a rare three-pointer to bring BYU within one, 61-60. On the next possession, Montague made a record-setting assist to Nielsen for an eight-foot jumper that gave the Cougars their first lead of the game, 62-61, with 25 seconds left. That assist tied Montague with BYU legend Danny Ainge for the all-time career record for assists at 539. The Cougars sealed the win with two crucial rebounds, with 7-foot center Dan Howard getting fouled after a key board. Howard added a free throw, and the Utes were left to walk off the court in disbelief while the BYU players and fans celebrated at mid-court. Despite being in foul trouble, junior forward Travis Hansen finished with a game-high 17 points and team-high seven rebounds for BYU. "I thought it was most appropriate that our two seniors hit the two big shots of the game," said coach Steve Cleveland. "This was a great college game."

BYU 76, Oklahoma State 71 **December 6, 2003**

Christmas came early for the Cougars as Rafael Araujo's dominating performance against the 25th-ranked Oklahoma State Cowboys undoubtedly delivered one of BYU basketball's most thrilling victories ever. In front of the largest crowd (16,285) ever to witness a collegiate basketball game in Salt Lake City, the Cougars defeated the future Final Four finalist Cowboys 76-71 at the Delta Center. Araujo's phenomenal display of offensive skills



Travis Hansen celebrates BYU's amazing 21-point second-half comeback victory over the Utah to preserve the nation's longest home winning streak.

and ability to control the boards came through in the second half after a slow first half from the Cougars, who trailed the Cowboys 39-36 at halftime. Araujo carried the Cougars to start the second half by scoring 16 of BYU's first 18 second-half points. Former BYU player Daniel Bobik answered back to every Cougar run and kept the Cowboys close, posting a team-high 18 points and 8 assists. In the end, it was Araujo who overpowered the Cowboys, finishing with 32 points and 17 rebounds, one less rebound than the entire Oklahoma State team. "This was the best rebounding effort during my time at BYU," BYU coach Steve Cleveland said. Oklahoma State would go on to finish the season as Big 12 regular season and tournament champions and ranked as high as No. 2 in the nation.


BYU 89, UNLV 88 **March 6, 2004**

The month of March, a.k.a. March Madness for the college basketball world, is when miracles come about and life long dreams come true. Even prior to the start of the NCAA Tournament, March was true to its words for BYU when the Cougars stunned the UNLV Rebels on a Luiz Lemes dish off to teammate Rafael Araujo for an easy layup with 0.5 seconds left in the game. "I knew Hoffa (Araujo) was somewhere, so I looked for him and found him open," Lemes said. "I'm glad I was able to get it to him to give us the win." The 89-88 victory ended the Cougars' regular-season play with an eight-game winning streak and secured a second-place MWC finish. The Cougars established themselves quickly in the first half shooting 9-of-12 from the field, including 4-for-6 from beyond the arc. BYU's 23-14 lead diminished as the Rebels capitalized on 11-3 and 11-2 runs to go ahead 46-44 at halftime. The battle continued in the second half as neither team could pull away with a commanding lead. Fortunately for the Cougars, aid came from every position on the court. Lemes led the way with a career-high 23 points and six assists, the final of which resulted in the winning bucket by Araujo, who added 21 points with 13 rebounds.

BYU 62, **No. 20 Air Force 58** **February 27, 2007**


After recording a 61-52 victory over No. 13 Air Force in front of a sellout crowd in the Marriott Center earlier in the season, the Cougars took care of business on the road one month later with a 62-58 win at No. 20 AFA. The victory secured at least a share of the Mountain West Conference regular-season title for BYU and snapped Air Force's 30-game home winning streak. It was also BYU's first road win over a ranked team since Feb. 26, 1998. "This was definitely a team victory," said BYU head coach Dave Rose. "From top to bottom, these guys have all contributed to a piece of a conference championship. This team has a great competitive spirit. We sure needed all of it from everybody tonight because it was a heck of a game." The low-scoring affair was truly a team effort for BYU as four Cougars scored in double figures led by Austin Ainge's 14 points. Ainge was followed by Keena Young with 12 points, Jimmy Balderson with 11 and Trent Plaisted with 10. Young, who would win the MWC's Player of the Year award at the conclusion of the


RAFAEL ARAUJO **BYU VS.** **OKLA. STATE**



season, and Ainge also shared high-rebounding honors with six apiece while Ainge dished out a game-high five assists. "It's unbelievable," said Ainge. "Our locker room is as excited as I've ever seen it. It feels so great. I had this one personally circled to win just because of the embarrassing losses we've had here in the past, so it feels amazing. There were so many big plays by so many guys. I just can't tell you how excited and happy we are." Ainge drained BYU's second three-pointer of the night to put the Cougars up 10-6 and then made his second at the 11:21 mark to tie the school record of 214 three-pointers made in a season set in 1992. Mike Rose then set the BYU school record as he drained a three-pointer to give the Cougars 215 long-range makes for the year. Despite big runs by both teams in the first half, the squads ended up battling it out in the final 90 seconds before Air Force came out on top as the Falcons took a 32-30 lead into the locker room. The Falcons began to run away with a 13-2 spurt to take a 49-38 lead early in the second

BYU VS. AIR FORCE 2007





half as BYU struggled to get a stop on the defensive end, allowing Air Force to open the period 6-for-6 from the field. Balderson finally stopped the bleeding with a three-point make, sparking a 14-2 Cougar run capped by a fadeaway jumper from Young to give BYU its first lead since late in the first half at 52-51. However, just when it looked like BYU had the momentum, Air Force's Jacob Burttschi stepped back with ice in his veins and drained a three-pointer to put his team up 58-56 with 4:50 left to play. As the clock ticked towards the one-minute mark, Young secured a rebound and then Balderson was fouled, giving him a one-and-one opportunity with 1:00 left to play and his team up 60-58. Balderson made the first but saw the second roll off the rim only to watch Young fly in to secure the offensive rebound and reset the shot clock for BYU. However, the Cougars couldn't get anything out of the possession, giving the ball back to Air Force with 29.5 seconds left and the Falcons trailing by three points. But this time it was the Cougars celebrating as Burttschi dribbled the ball off his thigh and out of bounds, turning it back over to BYU with 21.7 seconds left to play. The Cougars never looked back as they secured the 62-58 win.

BYU 85, Utah 62 March 3, 2007

Playing before a sellout crowd of 22,812, the BYU Cougars secured their position as the Mountain West Conference Champions with an 85-62 victory against in-state rival Utah. With the win, the Cougars claimed their first outright league regular-season title since 1988 and maintained their hold on the nation's longest active home winning streak at 31 games. "Obviously it was a well played game," said BYU head coach Dave Rose. "I thought our team was really together tonight. There was balanced scoring, but I really thought we were able to handle the emotions of the night and stay together." BYU was led in scoring by MWC Player of the Year Keena Young, playing in his final home game, and Sam Burgess with 15 points each. Also scoring in double figures was Trent Plaisted with 13 points and Austin Ainge with 11 points. Young led the team with nine rebounds. With 14:03 left to play in the first half, the Cougars took

BYU'S NONCONFERENCE RESUME

Over the past 30 years BYU basketball has built an impressive resume of big victories. BYU's nonconference victims have included teams such as ...

UCLA	Purdue
USC	Northwestern
Stanford	Florida
California	Georgia
Washington	Mississippi
Washington State	South Carolina
Oregon	Louisville
Arizona State	Notre Dame
Oklahoma State	Pittsburgh
Oklahoma	Seton Hall
Texas	Virginia
Texas Tech	Miami
Kansas State	Memphis
Ohio State	Creighton
Michigan State	
Illinois	
Penn State	
Louisville	




their first lead of the game after a dunk by Plaisted. Lee Cummard increased BYU's lead to 13-9 after hitting his first three-pointer of the night. Utah's Johnnie Bryant responded with a three-pointer, giving his team a one-point lead, before Jimmy Balderson made one of his own with 10:15 left in the first half. A pass from Ainge to Burgess sparked a 10-2 Cougar run that gave BYU a 29-21 lead. A three-pointer by Balderson with a minute to play in the half brought the score to 34-24. The fans were then brought to their feet when Ainge's fast break lay-up resulted in a three-point play and allowed the Cougars to take a 37-26 advantage into the locker room at halftime. BYU continued its hot all-around play in the second half as Jonathan Tavernari increased the Cougar lead to 14 points when he made a lay-up on a pass from Young, and the rout was on with a 15-0 BYU run. With 8:40 to go in the second half Mike Rose found his second basket from behind the arc, bringing the score to 69-40, BYU's largest lead of the game. From there, the Cougars cruised to the 85-62 win. After the buzzer sounded, BYU Director of Athletics Tom Holmoe presented the conference championship trophy to the team. "You couldn't have drawn it up any better," said Ainge. "We beat the Utes on our home floor by 23 for the conference championship."

BYU 78, No. 6 Louisville 76 November 23, 2007

The BYU Cougars men's basketball team came out on top of No. 6 Louisville 78-76 in the semifinal round of the Las Vegas Invitational, the highest-ranked team BYU has beaten since 1965. The Cougars improved to 5-0 on the season as the Cardinals fell to 3-1. The Cougar victory

came on the backs of sophomore Jonathan Tavernari's 29 points and junior Trent Plaisted's double-double of 21 points and 12 rebounds. "I told our players in the locker room after the game that this was a very big win for us, but we only have about an hour to enjoy it before we have to focus on our game tomorrow," BYU coach Dave Rose said. "I told them that we don't want this to be the high point of our season. We need to stay focused on our goals for the remainder of the season." After the Cougars came out of halftime with a four-point lead, 41-37, the second half between BYU and Louisville saw a lot of back-and-forth action as there were five lead changes and two ties. The largest lead the Cougars had in the second half was 11 points, while the Cardinals were never able to get a lead larger than two points. Clinging to a narrow three-point lead, Louisville sophomore Earl Clark had a chance to tie the game with just under 11 seconds left with an open look from beyond the arc, but his shot proved to be off as Tavernari came down with his final rebound of the game. Tavernari was fouled and made both of his free throws with only 1.4 seconds left on the clock to open the lead to 78-73, which sealed the victory for the Cougars as a half-court heave proved not enough for the Cardinals to revive the game. "BYU without question deserved the victory," Louisville coach Rick Pitino said. "We turned the ball over too much. We shot 70 percent in the first half. Give BYU credit; they shot the ball very well." Potentially the play of the game for the Cougars came with just over seven minutes left in the contest on a fastbreak that saw Tavernari hit a streaking Plaisted with a behind-the-back pass for a big one-handed dunk by Plaisted. The start of the game saw a lot of movement in the first 10 minutes. The Cougars had numerous looks at the net as they had 23 shots from the field but converted only six of them. Although the Cardinals shot 70 percent in the first half, Louisville committed 13 turnovers, which proved to be costly in the first period. The Cardinals started off the second half defensively the same way that they did the first half, applying full-court pressure. This helped Louisville narrow the gap to only one point with 15:45 left in the game. It was not until the 14:40 mark of the second half that Louisville got its first lead since early in the

COUGARS UPSET NO. 6 CARDINALS





COUGARS IN CONFERENCE

BYU CONFERENCE TOURNAMENT RESULTS

BYU basketball boasts a remarkable record of conference success during its history. After earning its 27th regular-season conference championship in 2008, the Cougars moved into a tie for ninth among all NCAA Division I programs for most regular-season league titles won (see list below). Including conference tournaments, BYU has claimed a conference championship trophy during 28 seasons. The Cougars won the 1991 WAC Tournament after a second-place regular-season finish. Other conference tournament titles in 1992 (WAC) and 2001 (MWC) have followed up regular-season rings, as was the case with conference playoff wins in 1924 and 1933 in the Rocky Mountain Conference. BYU won six Rocky Mountain Conference titles in 20 years, earned five Skyline championships in 24 years, recorded 12 WAC crowns in 37 years and has garnered MWC honors in four of the league's first nine seasons. BYU won the in-state title against rivals Utah and Utah State during 10 of the 12 years before the Cougars first joined a conference in 1918.

NCAA – MOST REGULAR-SEASON CONFERENCE TITLES WON OR SHARED

No.	School	Conference
51	Kansas	MVC, Big 8, Big 12
49	Kentucky	Southern, SEC
37	Penn	Ivy
33	North Carolina	Southern, ACC
31	Utah	Rocky Mtn, Mtn States, WAC, MWC
30	UCLA	Pac-10
28	Connecticut	Yankee, Big East
28	Princeton	Ivy
27	BYU	Rocky Mtn, Mtn States, WAC, MWC
27	Arkansas	Southwest, SEC
26	W. Kentucky	OVC, Sun Belt
25	Texas	Southwest, Big 12

YEAR-BY-YEAR CONFERENCE/STATE REGULAR-SEASON CHAMPIONS

STATE COMPETITION

1906	BYU
1907	BYU
1908	BYU
1909	BYU
1910	BYU
1911	BYU
1912	BYU
1913	Utah
1914	BYU
1915	BYU
1916	Utah
1917	BYU

ROCKY MOUNTAIN CONFERENCE

1918	Utah State (West), Colorado College (East)
1919	Utah (W), Colorado (E)
1920	Colorado (E) – no west champ – influenza
1921	Utah (W), Colorado (E)
1922	BYU (W), Colorado College (E)
1923	Utah (W), Colorado College (E)
1924	BYU (W), Colorado College (E)
1925	BYU (W), Colorado College (E)
1926	Utah State (W), Colo St. Teacher College (E)
1927	Montana State (W), Colorado College (E)
1928	Montana State (W), Wyoming (E)
1929	Montana State (W), Colorado (E)
1930	Montana State/Utah State (W), Colorado (E)
1931	Utah (W), Wyoming (E)
1932	BYU /Utah (W), Wyoming (E)
1933	BYU /Utah (W), Wyoming/CSTC (E)
1934	BYU (W), Wyoming (E)
1935	Utah State (W), CSTC (E)
1936	Utah State (W), Wyoming (E)
1937	Utah/Montana St. (W), Colorado/Denver (E)

MOUNTAIN STATES CONFERENCE (SKYLINE)

1938	Utah/Colorado
1939	Colorado
1940	Colorado
1941	Wyoming
1942	Colorado
1943	BYU (West), Wyoming (East)
1944	No Champion
1945	Utah
1946	Wyoming

1947	Wyoming
1948	BYU
1949	Wyoming
1950	BYU
1951	BYU
1952	Wyoming
1953	Wyoming
1954	Colorado A&M
1955	Utah
1956	Utah
1957	BYU
1958	Wyoming
1959	Utah
1960	Utah
1961	Utah/Colorado St.
1962	Utah

WESTERN ATHLETIC CONFERENCE

1963	Arizona State
1964	New Mexico/Arizona St.
1965	BYU
1966	Utah
1967	BYU /Wyoming
1968	New Mexico
1969	BYU /Wyoming
1970	UTEP
1971	BYU
1972	BYU
1973	Arizona State
1974	New Mexico
1975	Arizona State
1976	Arizona
1977	Utah
1978	New Mexico
1979	BYU
1980	BYU
1981	Utah/Wyoming
1982	Wyoming
1983	BYU /Utah/UTEP
1984	UTEP
1985	UTEP
1986	Utah/Wyoming/UTEP
1987	UTEP
1988	BYU
1989	Colorado State
1990	BYU /Colorado State
1991	Utah
1992	BYU /UTEP
1993	BYU /Utah
1994	New Mexico
1995	Utah
1996	Utah
1997	Utah
1998	Utah (Mountain)
1999	Utah

MOUNTAIN WEST CONFERENCE

2000	Utah/UNLV
2001	BYU /Utah/Wyoming
2002	Wyoming
2003	BYU /Utah
2004	Air Force
2005	Utah
2006	San Diego State
2007	BYU
2008	BYU

CONFERENCE PLAYOFF SERIES

1924	Colorado College (Rocky Mtn.)	2-1 W
1925	at Colorado College (Rocky Mtn.)	0-3 L
1932	at Wyoming (Rocky Mtn.)	1-2 L
1933	Wyoming (Rocky Mtn.)	2-1 W
1934	at Wyoming (Rocky Mtn.)	0-3 L
1943	at Wyoming (Skyline)	0-3 L

WESTERN ATHLETIC CONFERENCE TOURNAMENT

3/9/84	v. New Mexico (in El Paso)	55-64 L
3/4/85	Air Force (in Provo)	79-82 L
3/6/86	v. New Mexico (in Laramie)	68-79 L
3/5/87	v. Air Force (in Alb.)	82-79 (OT) W
3/6/87	at New Mexico	86-93 L
3/10/88	Hawaii (in Provo)	76-74 W
3/11/88	UTEP	63-66 L
3/10/89	v. Hawaii (in SLC)	69-72 L
3/8/90	v. Utah (in El Paso)	61-62 (OT) L
3/7/91	v. CSU (in Laramie)	69-56 W
3/8/91	v. Hawaii	73-71 (OT) W
3/9/91	v. Utah	51-49 (OT) W
3/12/92	v. Air Force (in Ft. Collins)	72-51 W
3/13/92	v. Utah	75-62 W
3/14/92	v. UTEP	73-71 W
3/11/93	v. Hawaii (in SLC)	85-71 W
3/12/93	v. New Mexico	59-68 L
3/10/94	v. Utah (in SLC)	96-65 W
3/11/94	v. Fresno State	87-72 W
3/12/94	v. Hawaii	66-73 L
3/9/95	v. CSU (in Albuquerque)	73-75 L
3/7/96	v. CSU (in Albuquerque)	84-100 L
3/3/98	v. Tulsa (in Las Vegas)	56-59 L
3/2/99	v. TCU (in Las Vegas)	90-74 W
3/4/99	v. Utah	62-81 L

MOUNTAIN WEST CONFERENCE TOURNAMENT

3/9/00	v. New Mexico (in Las Vegas)	55-43 W
3/10/00	v. Utah	58-54 W
3/11/00	at UNLV	56-79 L
3/8/01	v. Air Force (in Las Vegas)	69-54 W
3/9/01	v. Wyoming	77-66 W
3/10/01	v. New Mexico	69-65 W
3/7/02	v. San Diego St. (in Las Vegas)	51-62 L
3/13/03	v. New Mexico (in Las Vegas)	71-56 W
3/14/03	v. Colorado State	86-80 (OT) L
3/11/04	v. Wyoming (in Denver)	79-74 W
3/12/04	v. Utah	51-54 L
3/10/05	v. New Mexico (in Denver)	71-85 L
3/9/06	v. Utah (in Denver)	70-74 L
3/8/07	v. TCU (in Las Vegas)	77-64 W
3/9/07	v. Wyoming	96-84 W
3/10/07	at UNLV	70-78 L
3/13/08	v. Colorado St. (in Las Vegas)	89-62 W
3/14/08	v. San Diego State	63-54 W
3/15/08	at UNLV	61-76 L

MWC/WAC TOURNAMENT RECORDS

Conference Tournament Record	23-21
First Round Record	13-11
Second Round Record	7-6
Championship Finals Record	3-4
WAC Tournament Record	12-13
MWC Tournament Record	11-8
Tournament Record (NEUTRAL)	22-15
Tournament Record (HOME)	1-2
Tournament Record (AWAY)	0-4



BYU CONFERENCE CHAMPIONSHIP TEAMS (28 TITLES)

1921-22

BYU won its second title in the Western Division with a 3-1 conference record, beating out rivals from the University of Utah.

1923-24

A 7-1 conference record gave the Cougars their third Western Division title. They met the Eastern Division winner, Colorado College, in the first playoff series in a decade. BYU won the series 2-1 and was crowned the undisputed Rocky Mountain Conference Champion.

1924-25

BYU repeated its championship run and once again won the Western Division title, finishing 6-2 in conference and 11-6 overall. The title was the third in four years for the Cougars. BYU once again met Colorado College in the Conference Championship Series but was swept in Colorado Springs.



1947-48 Champions

1931-32

Led by sophomore Elwood Romney, a first-team all-conference selection, BYU tied with Utah for the West title and then defeated the Utes in a one-game playoff, earning the chance to meet Wyoming in the Conference Championship Series. Despite an 8-4 conference finish, the Cougars were swept by the Cowboys.

1932-33

For the second straight season, the Western Division ended in a tie between BYU and Utah. After going 9-3 in conference and 18-7 overall, the Cougars once again defeated the Utes and met Wyoming in the Championship Series. This time, BYU emerged victorious, winning 2-1 and thus winning the Conference Championship for the first time since 1924. The Cougars were led by Floyd Millet and Jay Whitman, both first-team all-conference selections.

1933-34

The Cougars finished the season 9-3 in conference and 18-11 overall to win the Western Division title for the third year in a row. BYU once again met Wyoming in the Championship playoff series, but the Cougars were defeated 2-1.

1942-43

After switching to the Skyline Conference in 1937, the 1942-43 Cougars won their first Skyline Conference Western Division title. A 7-1 conference record earned

the team the opportunity to play Wyoming in the Championship Series. However, despite the efforts of first-team all-conference selection Brady Walker, the Cougars lost to Wyoming in three straight games.

1947-48

As the conference consolidated into one division, the Cougars finished 8-2 and took first place. Joe Nelson and Randy Clark were both named first-team all-conference players. Nelson led the Skyline Conference in scoring, racking up 203 points in conference play and averaging 20.3 points per game.

1949-50

After winning the conference preseason trophy, the Cougars finished 14-6 in conference and had their first 20-win season, going 22-12. BYU was led by a talented trio consisting of Joe Nelson, Roland Minson and Mel Hutchins, each averaging over 10 points per game. All three players earned NCAA honors at season's end.

1950-51

The Cougars repeated as Skyline Conference Champions and won their third title in four years with a 15-5 record in conference and an amazing 28-9 record overall. Once again led by Roland Minson and Mel Hutchins, the Cougars were ranked as high as third nationally and went on to win the NIT. They also set a school record with a 91-point offensive showcase against Denver.

1956-57

The Cougars won their last Skyline Conference Championship in this season, finishing 11-3 in conference and 19-9 overall. Led by Tom Steinke and John Benson, who each averaged almost 20 points per game, BYU went on to finish third in the NCAA West Regionals.

1964-65

The 1964-65 team won the first WAC Championship for BYU and first conference title since 1957. The team finished the season with a 21-7 mark and was ranked sixth nationally in the final wire service poll of the season. BYU finished second to Miami (Fla.) in scoring offense. John Fairchild was named WAC Player of the Year and led the team with 21.5 points a game.

1966-67

The Cougars surprised many by winning a share of the WAC title and finishing 14-10. There were no real standouts on the team as eight players won game-high honors during the season. BYU remained undefeated for the second straight year at home.

1966-67 Champions



1968-69

BYU finished the season at 17-12 and had been picked in the preseason polls to finish third or lower. They won a first-round berth in the NCAA Tournament but lost to New Mexico State. Remarkably, six players ended the season with scoring averages in double figures.

1970-71

The 1970-71 team was picked to finish sixth in the WAC preseason polls. The Cougars finished 18-11 to grab the WAC title. They lost to eventual NCAA Champion UCLA in the NCAA Regionals. The team was led by Bernie Fryer, who averaged 19.2 points, and Steve Kelly, who scored 17.9 points per game.

1971-72

The 1971-72 season was Coach Stan Watts' final year and one of the most exciting in Cougar history. The team finished with a 21-5 record and made it to the NCAA Tournament. The year was the first that games were played in the Marriott Center. Kresimir Cosic was the team's leading scorer, averaging 22.3 points per game.

1978-79

One of the most exciting aspects of the 1978-79 season was the expectation that Cougar success would carry over into the next year. The Cougars were 20-8 and were led by Danny Ainge with 18.4 points per game. Ainge moved into the top 10 in BYU scoring history after just two seasons. The Cougars made it to the first round of the NCAA Tournament.

REGULAR-SEASON CONFERENCE TITLES

1922 - Rocky Mountain
1924 - Rocky Mountain
1925 - Rocky Mountain
1932 - Rocky Mountain
1933 - Rocky Mountain
1934 - Rocky Mountain
1943 - Skyline
1948 - Skyline
1950 - Skyline
1951 - Skyline
1957 - Skyline

1965 - WAC
1967 - WAC
1969 - WAC
1971 - WAC
1972 - WAC
1979 - WAC
1980 - WAC
1983 - WAC
1988 - WAC
1990 - WAC
1992 - WAC

1993 - WAC
2001 - MWC
2003 - MWC
2007 - MWC
2008 - MWC

Overall: 27 Titles



1979-80 Champions

1979-80

A record of 24-5 was the best yet for a BYU team. The Cougars had been ranked as high as No. 6 by sports writers. All the starters from the previous year returned to help defend the WAC title. Danny Ainge once again led the team with 19.1 points per game and moved into first place on the BYU all-time scoring list. The team had four future NBA players; Ainge, Devin Durrant, Fred Roberts and Greg Kite.

1982-83

Although the 1982-83 team finished in a three-way tie for the WAC championship, it was the first time in the previous five years that the Cougars did not advance to postseason play. The team's record was 15-14. Devin Durrant led BYU in scoring with 22.8 points per game. Greg Kite led the team in rebounding with 8.8 per game.

1987-88

In the 70-year history of BYU basketball, only the 1950-51 team had more victories than the 1987-88 team, and no team had a better winning percentage. The Cougars finished 26-6, winning 17 games in a row to start the year, a BYU basketball record. The team was led by All-American Michael Smith who averaged 21.2 points and 7.8 rebounds per game.

1989-90

The Cougars went 21-9 and exceeded all expectations by winning the WAC title. The team was projected to finish sixth. They went on to lose a heart-breaker in the NCAA East Regional to Clemson 49-47. It was Roger Reid's first year as head coach. Marty Haws led the team in scoring with 18.5 points and 4.1 assists per game. Andy Toolson averaged 18.3 points per game.

1990-91 (TOURNAMENT)

With a 21-13 record, BYU finished in second place during the regular season in the WAC but went on to win the WAC Tournament and then advanced to the second

round of the NCAA Tournament. Freshman Shawn Bradley led the nation in blocked shots with 177 and averaged 14.8 points a game. Steve Schreiner scored 14.2 points per game.

1991-92

Few thought at the beginning of the season that BYU would finish the season 25-7 and win the WAC. The

Cougars went on to defeat UTEP in dramatic fashion at the WAC Tournament thanks to a 54-foot buzzer-beater by Kevin Nixon. The Cougars ran into Shaq and LSU in the first round of the NCAA Tournament to end the season. Gary Trost led the team in scoring with 14.2 points per game.

1992-93

The Cougars posted a 25-9 record, including 15-1 in the WAC, which tied the conference record for most wins. Nick Sanderson set a school record for three-point attempts in a season with 209. Russell Larson set a new school record in field-goal percentage at .631. Gary Trost led the team in scoring for the second straight year with 15.2 points per game. BYU lost to Kansas in the second round of the NCAA Tournament.

2000-01

BYU finished 24-9 while earning its first conference tournament title since 1992, its first regular-season championship since 1993 and its first NCAA bid since 1995. The Cougars went 10-4 in Mountain West Conference play to earn a three-way share of the title with Utah and Wyoming. BYU won the MWC Tournament and earned the automatic bid to the NCAA Tournament with wins over Air Force, Wyoming and New Mexico at the Thomas & Mack Center in Las Vegas. BYU, the 12th seed, lost its first round NCAA game at Cox Arena in San Diego to No. 5-seed Cincinnati. Mekeli Wesley was the MWC Player of the Year, and guards Terrell Lyday and Trent Whiting were named to the MWC First and Second Team, respectively. As a team, BYU led the nation in free-throw shooting (.780) and had the nation's best single-game field goal percentage, making 70.8 percent vs. Elon College.


2002-03

BYU claimed a share of the Mountain West Conference regular-season title and an NCAA bid for the second time in three years. Playing among the nation's toughest schedules, including 11 different conferences on its non-league slate, the Cougars finished the year 23-9 overall and earned their 26th conference title, going 11-3 in MWC games along with Utah. BYU Coach Steve Cleveland was named the MWC Coach of the Year, and senior guard Travis Hansen was one of two consensus first-team All-MWC players and the MWC's Co-Defensive Player of the Year. The Cougars had the MWC's top defense and also won the preseason Paradise Jam title in St. Thomas, U.S. Virgin Islands. Hansen led the team in scoring (16.8) and blocks (20) and was second in assists (2.4) and rebounds (4.8). BYU's 22,702 attendance vs. CSU in its last home game was the largest crowd since 1992 and the 21st largest crowd

in school history. BYU had the nation's No. 1 average season increase in attendance to average 14,468 and rank 17th nationally for the year. BYU finished the season 13-1 at home.

2006-07

BYU's second season under head coach Dave Rose not only improved upon his impressive inaugural campaign but also proved to be one of the best seasons a Cougar team has ever achieved in the program's 105-year history. After becoming the second-most improved team in the nation in Rose's first season at BYU, the Cougars responded in his second year with a 25-9 resume that included the program's first outright league championship since 1988, its first national top-25 ranking since 1993, its first season sweep over rival Utah since 1994 and its first NCAA Tournament invitation since 2004, including its highest seed since 1995. On the record books at BYU, only two teams (1951 -- 28 wins; 1988 -- 26 wins) won more games in a season than the 25 victories achieved by the Cougars in 2006-07. BYU defeated three nationally ranked teams in the process and earned a national ranking (No. 24) in the final Associated Press Top 25 Poll, something a Cougar team hasn't done since 1988.



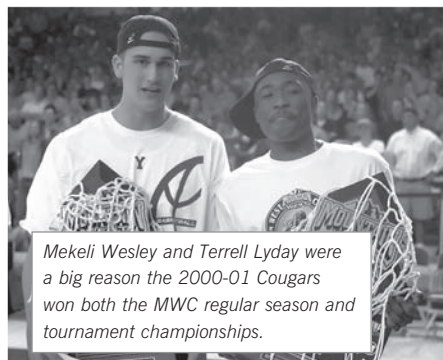
Keena Young celebrates with the 2006-07 MWC Championship Trophy in the Marriott Center.



Coach Dave Rose cuts down the net after celebrating the 2007-08 MWC Championship.

2007-08

The Dave Rose-guided Cougars went 27-8 to win the second-most games in school history while becoming the first outright back-to-back Mountain West Conference Champions in league history. The team also achieved BYU's first consecutive appearances in the Top 25 polls since the 1980-81 and 1981-82 seasons and earned the program's first victory over a top-6 ranked team since 1965 with its triumph over Rick Pitino's sixth-rated Louisville Cardinals. The Cougars won the MWC regular-season title by two games over UNLV with an MWC-record 14-2 resume to finish the regular season with a school-record 25 regular-season victories. The consecutive outright league titles were the first for BYU since Danny Ainge played for the Cougars in 1978-79 and 1979-80. The conference crown was also BYU's 27th overall to rank the Cougars ninth all-time among all Division I programs.



Mekeli Wesley and Terrell Lyday were a big reason the 2000-01 Cougars won both the MWC regular season and tournament championships.



1902-03

Record: 4-5
Home: 2-3
Road: 2-2
Long Win Streak: 3
Long Loss Streak: 2
Coach: W.A. Colton

DATE	OPPONENT	SCORE	W/L
F 6	at LDSU	7-47	L
F 14	BY College	13-17	L
F 21	Weber Academy	30-18	W
F 27	at Weber Academy	17-16	W
F 28	at BY College	20-17	W
M 7	LDSU	13-23	L
M 21	at LDSU	13-30	L
M 28	Univ. of Colorado	23-15	W
A 2	Univ. of Colorado	10-16	L

1903-04

Record: 3-3
Home: 1-2
Road: 2-1
Long Win Streak: 2
Long Loss Streak: 2

DATE	OPPONENT	SCORE	W/L
J 9	Salt Lake H.S.	38-8	W
J 16	LDSU	17-22	L
J 22	at Weber Academy	43-13	W
J 23	at BY College	18-9	W
F 6	BY College	17-18	L
F 19	at LDSU	20-27	L

1904-05

Record: 9-3
Home: 5-1
Road: 4-2
Long Win Streak: 7
Long Loss Streak: 1

DATE	OPPONENT	SCORE	W/L
J 21	at A.F. Apollos	NS	L
J 28	LDSU	51-7	W
F 3	at State Deaf School	64-6	W
F 4	at BY College	22-14	W
F 10	A.F. Apollos	NS	W
F 11	BY College	19-12	W
F 18	Weber Academy	30-10	W
F 24	at LDSU	NS	W
F 25	at Weber Academy	14-16	L
M 4	State Deaf School	NS	W
M 4	at A.F. Apollos	10-7	W
M 25	Wheaton Col. (Ill.)	27-35	L

1905-06

Record: 11-1
Home: 6-1
Road: 5-0
Long Win Streak: 6
Long Loss Streak: 1
Coach: C.T. Teetzel

DATE	OPPONENT	SCORE	W/L
J 13	LDSU	25-12	W
J 19	Weber Academy	NS	W
J 27	State Deaf School	62-4	W
F 9	at Weber Academy	15-11	W
F 10	at State Deaf School	NS	W
F 13	Chicago YMCA	14-22	L
F 16	at LDSU	19-17	W
F 23	at Utah State	21-14	W
F 24	at BY College	20-18	W
M 2	Minn. Red Wings	20-18	W
M 3	Utah State	19-11	W
M 17	BY College	20-19	W

1906-07

Record: 7-3
Home: 5-1

Road: 2-1
Neutral: 0-1
Long Win Streak: 3
Long Loss Streak: 1
Coach: C.T. Teetzel

DATE	OPPONENT	SCORE	W/L
J 19	Weber Academy	72-9	W
J 26	BY College (OT)	26-24	W
F 1	at LDSU	32-29	W
F 7	Chicago Crescents	21-24	L
F 16	Utah State	44-11	W
F 23	!Weber Academy	2-0	W
M 1	at Utah State	23-12	W
M 2	at BY College	16-19	L
M 8	LDSU	30-19	W
M 16	v. BY College (OT)	24-27	L
!	- forfeit		

1907-08

Record: 4-2
Home: 3-1
Road: 1-1
Long Win Streak: 4
Long Loss Streak: 1
Coach: C.T. Teetzel

DATE	OPPONENT	SCORE	W/L
J 17	at BY College	14-16	L
J 18	at Utah State	29-16	W
J 25	LDSU (OT)	20-19	W
F 1	Utah State	43-19	W
F 15	LDSU	26-25	W
F 22	BY College	22-27	L

1908-09

Record: 7-4
Home: 4-2
Road: 3-2
Long Win Streak: 4
Long Loss Streak: 3
Coach: Fred Bennion

DATE	OPPONENT	SCORE	W/L
D 12	YMCA	23-29	L
J 9	at YMCA	17-31	L
J 16	at LDSU	16-30	L
J 23	Utah	32-9	W
J 30	BY College	35-21	W
F 6	Utah State	37-11	W
F 20	LDSU	28-33	L
F 22	Oregon	26-24	W
F 26	at Utah State	37-13	W
F 27	at BY College	34-27	W
M 5	at Utah	40-27	W

1909-10

Record: 9-2
Home: 5-1
Road: 4-1
Long Win Streak: 8



FRED BENNION
Years: 1908-10 (2)
Record: 16-6 (.727)

Long Loss Streak: 1
Coach: Fred Bennion

DATE	OPPONENT	SCORE	W/L
J 8	YMCA	28-26	W
J 14	at BY College	33-13	W
J 15	at Utah State	40-20	W
J 22	BY College	42-14	W
F 5	at Utah	31-27	W
F 11	Utah	31-17	W
F 12	at LDSU	29-21	W
F 18	Utah State	47-31	W
F 22	YMCA	21-26	L
F 25	LDSU	47-12	W
F 26	at YMCA	13-23	L

1910-11

Record: 8-0
Home: 5-0
Road: 3-0
Long Win Streak: 8
Coach: Henry Rose

DATE	OPPONENT	SCORE	W/L
J 7	at Snow Academy	45-25	W
J 14	Alumni	32-22	W
J 21	YMCA	41-17	W
J 28	Utah	47-27	W
F 4	at Utah State	29-19	W
F 18	Utah State	37-21	W
F 25	at Utah	33-26	W
F 27	Hamilton, Wisc.	27-26	W

1911-12

Record: 7-0
Home: 5-0
Road: 2-0
Long Win Streak: 7
Coach: E.L. Roberts

DATE	OPPONENT	SCORE	W/L
J 13	Alumni	40-19	W
J 20	BY College	48-20	W
J 27	LDSU	51-12	W
F 3	Utah State	36-17	W
F 9	at Utah State	37-16	W
F 17	at Utah	36-25	W
M 2	Utah	32-25	W

1912-13

Record: 7-3
Home: 5-2
Road: 2-1
Long Win Streak: 5
Long Loss Streak: 2
Coach: E.L. Roberts

DATE	OPPONENT	SCORE	W/L
D 14	Weber Academy	48-34	W
J 11	Alumni	61-26	W
J 18	LDSU	34-20	W
J 25	Burlington (S.L.)	49-17	W
F 1	BY College	40-29	W
F 8	Utah	31-49	L
F 14	at BY College	28-26	W
F 15	at Utah State	33-23	W
F 22	at Utah (OT)	26-29	L
M 1	Utah State	20-29	L

1913-14

Record: 8-2
Home: 6-0
Road: 2-2
Long Win Streak: 4
Long Loss Streak: 1
Coach: E.L. Roberts

DATE	OPPONENT	SCORE	W/L
J 10	S.L. Hardware	53-18	W
J 17	Deseret Business	44-13	W



E.L. ROBERTS
Years: 1911-20, 25-28 (12)
Record: 87-49 (.640)

J 31	BY College	43-23	W
F 5	Montana State	67-14	W
F 14	at Utah	23-36	L
F 21	Utah State	41-21	W
F 28	Utah	32-24	W
M 6	at Utah State	28-19	W
M 7	at BY College	22-15	W
M 9	at Oneida Academy	25-26	L

1914-15

Record: 6-2
Home: 4-0
Road: 2-2
Long Win Streak: 6
Long Loss Streak: 1
Coach: E.L. Roberts

DATE	OPPONENT	SCORE	W/L
J 15	at Apollos	23-27	L
J 16	Apollos	35-25	W
J 30	BY College	37-32	W
F 13	Utah State	29-21	W
F 20	Utah	29-28	W
F 26	at Utah State	31-23	W
F 27	at BY College	24-18	W
M 12	at Utah	20-38	L

1915-16

Record: 3-3
Home: 3-1
Road: 0-2
Long Win Streak: 2
Long Loss Streak: 2
Coach: E.L. Roberts

DATE	OPPONENT	SCORE	W/L
J 15	Springville H.S.	44-17	W
F 4	at Utah	26-41	L
F 12	Utah State	42-17	W
F 19	Iola (KS) YMCA	70-25	W
F 26	at Utah State	23-37	L
M 4	Utah	30-38	L

1916-17

Record: 14-2
Home: 8-0
Road: 3-1
Neutral: 3-1
Long Win Streak: 14
Long Loss Streak: 1
Coach: E.L. Roberts

DATE	OPPONENT	SCORE	W/L
D 13	at Springville H.S.	19-20	L
J 6	BY H.S.	50-20	W
J 13	West H.S.	42-24	W
J 20	Springville H.S.	61-24	W
J 27	LDSU	38-19	W
J 29	Chicago Cres.	51-9	W
F 3	at BY College	84-37	W



ALL-TIME SEASON RESULTS

F 10	Utah	38-32	W
F 17	Utah State	43-22	W
F 23	at Utah	54-33	W
M 3	Alumni	50-19	W
M 8	at Utah State	34-27	W
M 14	#Brown-King (SL)	52-21	W
M 15	#NW Normal (OK)	35-24	W
M 16	#Seward Park Bro.	27-16	W
M 17	#Illinois AC	14-27	L
#AAU Tourney (Chicago)			

1917-18

Record: 5-3
 Conference: 1-1, T2nd RMC
 Home: 3-2
 Road: 2-1
 Long Win Streak: 2
 Long Loss Streak: 1
 Coach: E.L. Roberts

DATE	OPPONENT	SCORE	W/L
N 29	at Lehi H.S.	30-34	L
J 12	BY H.S.	40-28	W
J 19	Lehi H.S.	67-30	W
J 25	BY College (OT)	32-36	L
F 1	Hinckley Acad.	58-28	W
F 9	Utah	21-27	L
F 11	at Amer. Fork H.S.	48-35	W
F 23	at Utah	38-28	W

1918-19

Record: 5-3
 Conference: 1-3, 3rd RMC
 Home: 4-2
 Road: 1-1
 Long Win Streak: 4
 Long Loss Streak: 2
 Coach: E.L. Roberts

DATE	OPPONENT	SCORE	W/L
	Pl. Grove H.S.	58-19	W
	Lehi H.S.	72-14	W
	Springville H.S.	46-19	W
F 6	at Sp. Fork H.S.	87-18	W
F 7	at Utah	22-50	L
F 15	BY College	50-24	W
M 1	Utah State	23-26	L
M 8	Utah	21-31	L

1919-20

Record: 4-2
 Conference: 0-2, T3rd RMC
 Home: 2-0
 Road: 2-2
 Long Win Streak: 4
 Long Loss Streak: 2
 Coach: E.L. Roberts

DATE	OPPONENT	SCORE	W/L
J 9	at Springville H.S.	34-19	W
J 10	BY H.S.	49-32	W
J 21	at A.F. Legion	56-34	W
J 24	Lehi Legion	47-20	W
J 31	at Utah State	27-55	L
M 4	at Utah	30-41	L

1920-21

Record: 10-2
 Conference: 2-2, 2nd RMC
 Home: 9-0
 Road: 1-2
 Long Win Streak: 10
 Long Loss Streak: 1
 Coach: Alvin Twitchell

DATE	OPPONENT	SCORE	W/L
	at Lehi Legion	16-39	L
	Utah AA	33-29	W
	BY H.S.	56-23	W
	Alumni	29-25	W



ALVIN TWITCHELL
 Years: 1920-25 (5)
 Record: 50-20 (.714)

	P.G. High	43-14	W
	Alumni	29-25	W
	Provo Legion	36-30	W
J 22	Utah	22-16	W
F 5	at Utah State	43-45	W
	Provo Legion	31-25	W
F 26	Utah State	30-28	W
M 5	at Utah	16-29	L

1921-22

Record: 9-3
 Conference: 3-1, 1st RMC
 Home: 6-2
 Road: 3-1
 Long Win Streak: 6
 Long Loss Streak: 1
 Coach: Alvin Twitchell

DATE	OPPONENT	SCORE	W/L
	Provo Legion	24-36	L
	Provo Legion	35-24	W
	WAA	28-31	L
	Lehi H.S.	47-23	W
	BYU Frosh	32-22	W
	at Lehi H.S.	26-23	W
	at A.F. Legion	44-24	W
	A.F. Legion	36-10	W
F 3	Utah	29-16	W
F 11	Utah State	39-22	W
F 25	at Utah	32-27	W
M 3	at Utah State	34-36	L

1922-23

Record: 7-5
 Conference: 4-4, T2nd RMC
 Home: 6-1
 Road: 1-4
 Long Win Streak: 6
 Long Loss Streak: 5
 Coach: Alvin Twitchell

DATE	OPPONENT	SCORE	W/L
J 4	at Carbon Co. H.S.	51-25	W
J 13	BY H.S.	24-17	W
J 20	West H.S.	44-20	W
J 24	Provo H.S.	30-20	W
J 26	Utah	36-29	W
J 27	Utah	25-19	W
F 2	at Utah State	19-55	L
F 3	at Utah State	30-36	L
F 16	at Utah	33-35	L
F 17	at Utah	18-24	L
F 23	Utah State	22-23	L
F 24	Utah State	37-26	W

1923-24

Record: 14-4
 Conference: 6-2, 1st RMC
 Home: 9-4
 Road: 5-0
 Long Win Streak: 5

Long Loss Streak: 1
 Coach: Alvin Twitchell

DATE	OPPONENT	SCORE	W/L
	at Nephi H.S.	NS	W
	Wasatch H.S.	38-21	W
J 10	Colorado Col.	36-39	L
J 11	Colorado Col. (OT)	40-38	W
J 12	Colorado Col.	32-25	W
J 12	LDSU	34-38	L
J 18	Idaho AC	35-18	W
J 19	Nephi H.S.	39-25	W
J 25	at Utah	38-21	W
J 26	at Utah	36-26	W
J 29	Colorado Tch. Col.	27-33	L
J 30	Colorado Tch. Col.	34-31	W
F 8	Utah State	36-43	L
F 9	Utah State	38-21	W
F 15	Utah	37-22	W
F 16	Utah	34-32	W
F 22	at Utah State	30-27	W
F 23	at Utah State	32-25	W

1924-25

Record: 10-6
 Conference: 7-1, 1st RMC
 Home: 2-0
 Road: 2-2
 Long Win Streak: 4
 Long Loss Streak: 2
 Coach: Alvin Twitchell

DATE	OPPONENT	SCORE	W/L
J 9	Nephi H.S.	44-20	W
J 10	Provo H.S.	31-24	W
J 17	Apex	34-22	W
J 23	at Utah State	29-26	W
J 24	at Utah State	22-42	L
F 6	Utah	33-35	L
F 7	Utah	42-25	W
F 13	Utah State	48-36	W
F 14	Utah State	24-23	W
F 20	Western State	54-18	W
F 21	Western State	55-27	W
F 27	at Utah	24-36	L
F 28	at Utah	41-36	W
M 19	at Colorado Col.	32-41	L
M 20	at Colorado Col.	34-42	L
M 21	at Colorado Col.	25-39	L

1925-26

Record: 11-5
 Conference: 7-5, 2nd RMC
 Home: 7-3
 Road: 4-2
 Long Win Streak: 4
 Long Loss Streak: 3
 Coach: E.L. Roberts

DATE	OPPONENT	SCORE	W/L
J 6	SE College (OK)	40-21	W
J 14	Apex	33-31	W
J 22	at Utah	22-21	W
J 23	at Utah	35-31	W
J 29	Utah State	31-49	L
J 30	Utah State	36-32	W
F 5	at Montana State	18-41	L
F 6	at Montana State	31-36	L
F 12	Utah	34-39	L
F 13	Utah	37-24	W
F 19	at Western State	53-22	W
F 20	at Western State	38-30	W
F 26	Utah State	52-43	W
F 27	Utah State	34-36	L
M 3	Montana State	52-33	W
M 4	Montana State	36-20	W

1926-27

Record: 5-14
 Conference: 1-11, 4th RMC

Home: 4-8
 Road: 1-5
 Long Win Streak: 1
 Long Loss Streak: 6
 Coach: E.L. Roberts

DATE	OPPONENT	SCORE	W/L
D 18	Dixie College	40-25	W
D 29	at Hinckley Academy	15-35	L
J 7	BY H.S.	22-24	L
J 8	BY H.S.	44-22	W
J 14	Arthur Academy	40-42	L
J 15	Alumni	47-33	W
J 21	at Utah State	47-50	L
J 22	at Utah State	34-62	L
J 28	Utah	39-42	L
J 29	Utah	35-37	L
F 4	at Montana State	37-64	L
F 5	at Montana State	33-49	L
F 12	Apex	50-22	W
F 18	Montana State	20-43	L
F 19	Montana State	38-53	L
F 25	at Utah	31-34	L
F 26	at Utah (OT)	40-34	W
M 4	Utah State	38-44	L
M 5	Utah State	35-42	L

1927-28

Record: 13-10
 Conference: 3-9, 4th RMC
 Home: 7-6
 Road: 6-4
 Long Win Streak: 9
 Long Loss Streak: 7
 Coach: E.L. Roberts

DATE	OPPONENT	SCORE	W/L
D 10	Arthur Academy	41-39	W
D 17	Oregon State	22-37	L
D 22	Ricks College	53-31	W
D 28	at Milford Academy	42-41	W
D 29	at Branch Academy	59-22	W
D 30	at Dixie College	30-24	W
D 31	at Dixie College	32-25	W
J 7	Branch AC	53-27	W
J 13	Milford AC	45-39	W
J 14	Milford Academy	45-34	W
J 14	Alumni	47-33	W
J 20	Montana State	41-43	L
J 21	Montana State	37-43	L
J 27	at Utah	37-30	W
J 28	at Utah	35-31	W
F 10	Utah State	49-34	W
F 11	Utah State	31-39	L
F 17	Utah	25-31	L
F 18	Utah	26-31	L
F	at Utah State	41-52	L
F	at Utah State	42-48	L
M	at Montana State	44-69	L
M	at Montana State	41-57	L

1928-29

Record: 20-10
 Conference: 6-6, T2nd RMC
 Home: 10-5
 Road: 10-4
 Neutral: 0-1
 Long Win Streak: 8
 Long Loss Streak: 2
 Coach: G. Ott Romney

DATE	OPPONENT	SCORE	W/L
D 8	Alumni	36-48	L
D 8	Vico Oil	38-37	W
D 14	Dixie College	34-24	W
D 14	Snow College	41-26	W
D 17	Colorado St. Col.	47-39	W
D 18	at Arthur Academy	42-60	L
D 26	v. North Dakota	50-53	L
D 28	North Dakota	42-26	W



D 29	North Dakota	31-30	W
J 2	at Los Angeles Academy	32-23	W
J 3	at Alhambra Academy	33-26	W
J 4	at Hollywood Academy	49-44	W
J 5	at Pacific Coast Academy	41-28	W
J 7	at Las Vegas Academy	42-26	W
J 9	Phillips	40-30	W
J 10	Phillips	38-51	L
J 18	Utah	41-38	W
J 19	Utah	49-45	W
J 23	at Montana Normal	77-25	W
J 24	at Montana Mines	29-25	W
J 25	at Montana State	36-72	L
J 26	at Montana State	37-67	L
F 1	at Utah State	53-45	W
F 2	at Utah State	46-34	W
F 8	at Utah	41-56	L
F 9	at Utah	53-37	W
F 18	Montana State	42-70	L
F 19	Montana State	57-66	L
M 1	Utah State	49-45	W
M 2	Utah State	50-52	L

1929-30

Record: 23-7
 Conference: 6-6, 3rd RMC
 Home: 12-2
 Road: 11-5
 Long Win Streak: 9
 Long Loss Streak: 2
 Coach: G. Ott Romney

DATE	OPPONENT	SCORE	W/L
D 4	38th Infantry	55-26	W
D 4	College All-Stars	63-44	W
D 11	Alumni	63-45	W
D 16	Wyoming	47-25	W
D 18	Wyoming	51-38	W
D 21	at UCLA	47-40	W
D 23	at UCLA	43-47	L
D 26	at Los Angeles	45-39	W
D 27	at Pacific Coast Acad.	34-33	W
D 28	at Hollywood Academy	79-50	W
D 30	at Occidental	47-43	W
J 2	at San Bernardino JC	49-23	W
J 3	at Dixie College	36-32	W



G. OTT ROMNEY
 Years: 1928-35 (7)
 Record: 139-71 (.662)

J 4	at Snow College	41-28	W
J 10	Nevada-Reno	44-26	W
J 11	Nevada-Reno	46-35	W
J 17	Utah State	37-39	L
J 18	Utah State	53-37	W
J 24	Montana State	43-69	L
J 25	Montana State	45-42	W
J 31	at Utah	49-53	L
F 1	at Utah	30-38	L
F 7	at Montana State	47-41	W
F 8	at Montana State	39-70	L
F 10	at Idaho State	51-33	W
F 14	at Utah State	49-36	W
F 15	at Utah State	41-55	L

F 21	Montana Miners	56-37	W
F 28	Utah	56-31	W
M 1	Utah	59-42	W

1930-31

Record: 20-13
 Conference: 7-5, T2nd RMC
 Home: 8-3
 Road: 12-10
 Long Win Streak: 4
 Long Loss Streak: 3
 Coach: G. Ott Romney

DATE	OPPONENT	SCORE	W/L
N 29	Alumni	57-49	W
D 5	Deseret News Academy	63-30	W
D 6	Alumni	80-68	W
D 11	at Rock Springs Academy	47-50	L
D 12	at Wyoming	36-37	L
D 13	at Wyoming	46-42	W
D 15	at Colo. St. College	42-29	W
D 17	at Henry's (Wichita)	29-61	L
D 19	at Butler	34-45	L
D 20	at Ill. Wesleyan	34-33	W
D 22	at Marquette	31-35	L
D 26	at John Carroll	58-27	W
D 27	at Western Reserve	42-27	W
D 29	at Michigan State	28-29	L
D 30	at Chicago	38-35	W
D 31	at St. Louis	37-32	W
J 1	at Wittenberg	36-43	L
J 3	at Cincinnati	41-27	W
J 5	Nebraska	55-44	W
J 8	Henry's (Wichita)	45-52	L
J 12	Montana State	63-52	W
J 13	Montana State (OT)	54-50	W
J 23	Utah (OT)	51-52	L
J 24	Utah	43-45	L
J 30	at Utah State	59-61	L
J 31	at Utah State	45-39	W
F 6	at Montana State	27-42	L
F 7	at Montana State	53-41	W
F 9	at Idaho State	76-34	W
F 20	Utah State	61-51	W
F 21	Utah State	53-40	W
F 27	at Utah	39-49	L
F 28	at Utah	57-49	W

1931-32

Record: 20-12
 Conference 8-4, T1st RMC
 Home: 11-3
 Road: 8-9
 Neutral: 1-0
 Long Win Streak: 5
 Long Loss Streak: 3
 Coach: G. Ott Romney

DATE	OPPONENT	SCORE	W/L
N 26	Utah St. Alumni	62-51	W
N 27	Utah Alumni	55-33	W
N 28	Alumni	58-36	W
D 4	Gila College	50-23	W
D 5	Gila College	52-28	W
D 11	at Wisconsin	16-32	L
D 12	at Loyola (Ill.)	30-35	L
D 14	at Marquette	39-32	W
D 15	at Iowa State	28-47	L
D 17	at Nebraska	31-27	W
D 19	at Creighton	36-41	L
D 21	at Wyoming	47-57	L
D 22	at Wyoming	31-61	L
D 28	Olson's Swedes	35-25	W
J 7	Henry's (Wichita)	43-30	W
J 8	Henry's (Wichita)	39-22	W
J 15	at Utah	44-36	W
J 16	at Utah	39-40	L
J 22	Utah State (OT)	45-47	L
J 23	Utah State	40-37	W
J 29	at Montana State	36-23	W

J 30	at Montana State	37-22	W
F 5	Utah	32-35	L
F 6	Utah	43-34	W
F 15	Montana State	48-26	W
F 16	Montana State	42-43	L
F 26	at Utah State	39-32	W
F 27	at Utah State	63-50	W
M 1	vs. Utah	35-33	W
M 3	at Wyoming	33-37	L
M 4	at Wyoming	28-29	L
M 5	at Wyoming	38-22	W

1932-33

Record: 20-7
 Conference: 9-3, 1st RMC
 Home: 9-4
 Road: 10-3
 Neutral: 1-0
 Long Win Streak: 6
 Long Loss Streak: 2
 Coach: G. Ott Romney

DATE	OPPONENT	SCORE	W/L
D 8	Alumni	47-26	W
D 8	Alumni	43-35	W
D 16	at Western State	58-20	W
D 17	at Western State	49-41	W
D 19	at Colo. St. College	38-33	W
D 20	at Colo. St. College	46-36	W
D 21	at Den. Piggly Wiggly	20-41	L
D 22	at Colorado College	43-30	W
D 23	at Colorado College	55-34	W
J 5	Henry's (Wichita)	30-47	L
J 6	Olson's Swedes	31-32	L
J 13	Utah	40-27	W
J 14	Utah	33-34	L
J 20	at Montana State	53-38	W
J 21	at Montana State	33-26	W
J 27	at Utah State	33-40	L
J 28	at Utah State	59-44	W
F 6	Montana State	42-29	W
F 7	Montana State	53-27	W
F 17	at Utah	43-42	W
F 18	at Utah	36-50	L
F 24	Utah State	37-30	W
F 25	Utah State	48-36	W
M 4	vs. Utah	43-26	W
M 9	Wyoming	25-35	L
M 10	Wyoming	37-33	W
M 11	Wyoming	41-39	W

1933-34

Record: 18-12
 Conference: 9-3, 1st RMC
 Home: 10-2
 Road: 8-8
 Neutral: 0-2
 Long Win Streak: 8
 Long Loss Streak: 4
 Coach: G. Ott Romney

DATE	OPPONENT	SCORE	W/L
D 6	Clark's Ins.	56-38	W
D 6	Alumni	56-51	W
D 11	Ogden Boosters	30-31	L
D 13	Denver Academy	47-50	L
D 18	Colorado College	43-27	W
D 19	Granite Mart	56-35	W
D 21	vs. Ogden Boosters	26-36	L
D 22	vs. S. California	33-36	L
D 26	at Den. Piggly Wiggly	25-49	L
D 27	at Denver	43-38	W
D 28	at Denver AC	36-35	W
D 29	at Colorado Col.	31-38	L
D 30	at Western State	51-42	W
J 1	at Western State	54-32	W
J 2	at Cook's Sp. Goods	59-26	W
J 12	Utah State	57-34	W
J 13	Utah State	42-35	W
J 19	Montana State	48-31	W

J 20	Montana State	52-37	W
J 26	at Utah	41-37	W
J 27	at Utah	30-43	L
F 9	Utah	45-31	W
F 10	Utah	40-28	W
F 16	at Utah State	48-37	W
F 17	at Utah State	35-43	L
F 23	at Montana State	44-30	W
F 24	at Montana State	23-32	L
M 8	at Wyoming	38-43	L
M 9	at Wyoming (OT)	44-47	L
M 10	at Wyoming	34-43	L

1934-35

Record: 18-10
 Conference: 6-6, 2nd RMC
 Home: 14-4
 Road: 3-6
 Neutral: 1-0
 Long Win Streak: 11
 Long Loss Streak: 4
 Coach: G. Ott Romney

DATE	OPPONENT	SCORE	W/L
N 21	Alumni	68-51	W
N 21	Alumni	51-53	L
N 30	Gibbs Ins.	65-26	W
N 30	Alumni	34-40	L
D 5	Pinney Beverage	49-33	W
D 10	CYO	63-37	W
D 13	Denver AC	29-36	L
D 20	at Creighton	48-38	W
D 21	at Colo. St. Col.	56-22	W
D 22	at Denver AC	33-41	L
D 28	Colorado St. Col.	46-35	W
D 29	vs. Colo. St. Col.	66-49	W
J 4	Branch AC	68-35	W
J 4	Dixie College	56-31	W
J 5	Branch AC	51-38	W
J 5	Dixie College	70-34	W
J 11	Utah	54-25	W
J 12	Utah	56-53	W
J 18	Montana State	62-28	W
J 19	Montana State	55-32	W
J 25	at Utah State	39-38	W
J 26	at Utah State	27-41	L
F 8	Utah State (OT)	47-48	L
F 9	Utah State	40-39	W
F 15	at Utah (OT)	46-50	L
F 16	at Utah	43-52	L
F 22	at Montana State	41-53	L
F 23	at Montana State	46-56	L

1935-36

Record: 16-9
 Conference: 6-6, 2nd RMC
 Home: 9-3
 Road: 7-6
 Long Win Streak: 7
 Long Loss Streak: 4
 Coach: Edwin R. Kimball

DATE	OPPONENT	SCORE	W/L
D 7	Alumni	72-52	W
D 13	Taylor Bros.	75-45	W
D 16	at Denver	45-49	L
D 17	at Nebraska	34-53	L
D 18	at Hastings	54-30	W
D 19	at Creighton	43-36	W
D 20	at Colorado Col.	38-41	L
D 21	at Colorado Col.	61-45	W
D 24	at Drake	63-38	W
D 28	Nebraska	46-39	W
D 30	Fresno State	63-54	W
D 31	Fresno State	72-41	W
J 4	Pac. States Pipe	75-16	W
J 10	at Montana State	45-40	W
J 11	at Montana State	40-42	L
J 17	Utah	42-34	W
J 18	Utah	47-42	W



ALL-TIME SEASON RESULTS



EDWIN R. KIMBALL
Years: 1935-36, 38-41 (4)
Record: 59-38 (.608)

27	Montana State	63-31	W
J 28	Montana State	39-42	L
F 7	Utah State	35-36	L
F 8	Utah State	33-37	L
F 14	at Utah	35-36	L
F 15	at Utah	37-36	W
F 21	at Utah State	39-32	W
F 22	at Utah State	41-51	L

1936-37

Record: 17-10
Conference: 5-7, T3rd RMC
Home: 8-3
Road: 8-6
Neutral: 1-1
Long Win Streak: 7
Long Loss Streak: 4
Coach: Fred "Buck" Dixon

DATE	OPPONENT	SCORE	W/L
D 5	Alumni	40-29	W
D 5	Alumni	58-31	W
D 11	Idaho State	30-24	W
D 12	Idaho State	34-35	L
D 18	vs. Western State	43-42	W
D 19	vs. Western State	39-42	L
D 21	Western State	66-35	W
D 30	at Loyola (Cal.)	32-35	L
J 2	at La Verne	66-21	W
J 4	at Fresno State	38-30	W
J 5	at Fresno State	45-44	W
J 6	at UC-Davis	38-28	W
J 7	at UC-Davis	33-32	W
J 8	at Nevada	42-38	W
J 9	at Nevada	36-24	W
J 15	Utah State	31-40	L
J 16	Utah State	49-35	W
J 22	Montana State	38-32	W
J 23	Montana State	42-37	W
J 29	at Utah	30-45	L
J 30	at Utah	40-41	L
F 5	at Montana State	33-71	L
F 6	at Montana State	45-55	L
F 12	at Utah State	55-45	W
F 13	at Utah State	38-47	L
F 19	Utah	35-43	L
F 20	Utah	36-31	W

1937-38

Record: 8-13
Conference: 4-8, 5th SC
Home: 7-6
Road: 1-7
Long Win Streak: 3
Long Loss Streak: 4
Coach: Fred "Buck" Dixon

DATE	OPPONENT	SCORE	W/L
D 11	Alumni	68-78	L
D 17	at Idaho State	30-38	L

J 18	at Idaho State	32-40	L
D 20	Idaho	40-45	L
D 21	Idaho	47-40	W
D 22	Hastings	47-43	W
D 30	Nevada	49-45	W
J 7	Nevada	42-44	L
J 8	Alumni	59-57	W
J 14	at Denver	63-51	W
J 15	at Colorado	37-54	L
J 21	at Utah State	53-60	L
J 22	Utah	41-48	L
J 28	Colorado State	50-46	W
J 29	Colorado	49-55	L
F 11	at Wyoming	47-61	L
F 12	at Colorado State	39-45	L
F 19	Wyoming	38-49	L
F 25	Utah State	58-50	W
F 26	Denver	74-41	W
M 4	at Utah	43-54	L

1938-39

Record: 12-12
Conference: 4-8, T5th SC
Home: 8-3
Road: 4-8
Neutral: 0-1
Long Win Streak: 3
Long Loss Streak: 4
Coach: Edwin R. Kimball

DATE	OPPONENT	SCORE	W/L
D 10	Weber College	37-45	L
D 10	Alumni	43-42	W
D 13	Ecker Studio	55-47	W
D 19	at Montana	50-71	L
D 20	at Montana	54-47	W
D 21	at Montana State	50-46	W
D 22	at Montana State	38-43	L
D 23	at Idaho State	40-17	W
D 24	at Idaho State	34-25	W
D 27	Montana	50-46	W
D 28	vs. Montana	38-45	L
J 7	Utah State	46-54	L
J 13	at Colorado	33-44	L
J 14	at Wyoming	27-35	L
J 20	Utah	40-32	W
J 27	Montana State	69-35	W
F 7	Colorado	35-34	W
F 10	at Colorado State	43-44	L
F 11	at Denver	49-53	L



FRED "BUCK" DIXON
Years: 1936-38 (2)
Record: 25-23 (.521)

F 17	Denver	52-34	W
F 18	Wyoming	44-46	L
F 25	Colorado State	91-52	W
M 3	at Utah	47-52	L
M 4	at Utah State	38-53	L

1939-40

Record: 17-8
Conference: 7-5, T3rd SC
Home: 10-3

Road: 6-4
Neutral: 1-1
Long Win Streak: 6
Long Loss Streak: 2
Coach: Edwin R. Kimball

DATE	OPPONENT	SCORE	W/L
D 9	Weber College	47-43	W
D 9	Alumni	52-54	L
D 15	Idaho State	42-48	L
D 16	Provo Lions	53-41	W
D 16	Idaho State	59-31	W
D 19	at Ricks College	77-49	W
D 20	vs. Oregon State	30-57	L
D 21	vs. Oregon State	47-42	W
D 29	Provo Lions	61-53	W
D 30	at Weber College	70-35	W
J 2	Clark's Ins.	66-53	W
J 5	at Montana State	47-33	W
J 6	at Montana State	58-35	W
J 13	Colorado	47-75	L
J 19	at Colorado State	32-40	L
J 20	at Denver	54-44	W
J 26	Denver	63-48	W
J 27	Wyoming	34-29	W
F 3	Colorado State	62-42	W
F 9	at Utah	39-45	L
F 10	at Utah State	35-55	L
F 17	Utah State	49-43	W
F 23	Utah	52-41	W
M 1	at Colorado	43-64	L
M 2	at Wyoming	50-45	W

1940-41

Record: 14-9
Conference: 6-6, 4th SC
Home: 8-2
Road: 5-6
Neutral: 1-1
Long Win Streak: 5
Long Loss Streak: 2
Coach: Edwin R. Kimball

DATE	OPPONENT	SCORE	W/L
D 7	Weber College	50-16	W
D 7	Alumni	70-40	W
D 13	at Idaho State	39-27	W
D 14	at Idaho State	56-29	W
D 18	at St. Barb. St. Col.	47-39	W
D 19	at San Diego St.	45-49	L
D 20	at San Diego St.	40-42	L
D 27	vs. Montana	47-41	W
D 28	vs. Montana	44-48	L
J 3	Montana State	67-45	W
J 4	Montana State	67-45	W
J 10	Utah State	66-34	W
J 17	at Wyoming	45-46	L
J 18	at Colorado	31-34	L
J 24	Utah	27-32	L
F 14	Colorado	45-50	L
F 15	at Colorado State	40-36	W
F 21	at Denver (OT)	34-32	W
F 22	Denver	52-37	W
F 28	Wyoming	49-45	W
M 1	Colorado State	60-33	W
M 7	at Utah	39-50	L
M 8	at Utah State	47-48	L

1941-42

Record: 17-3
Conference: 9-3, T2nd SC
Home: 7-1
Road: 8-2
Neutral: 2-0
Long Win Streak: 13
Long Loss Streak: 1
Coach: Floyd Millet

DATE	OPPONENT	SCORE	W/L
D 6	Weber College	51-28	W

D 13	Idaho State	53-29	W
D 19	at Montana State	51-37	W
D 20	at Montana	46-34	W
D 22	at Montana State	64-48	W
D 23	at Idaho State	45-28	W
J 2	vs. Nevada	65-31	W
J 3	vs. Nevada	76-44	W
J 10	at Utah State	54-24	W
J 16	Wyoming	53-49	W
J 23	Denver	45-30	W
J 24	Colorado State	52-27	W
J 30	at Denver	46-34	W
J 31	at Wyoming	34-45	L
F 7	at Utah	50-42	W
F 14	Colorado	49-52	L
F 21	Utah State	57-52	W
F 27	at Colorado State	54-41	W
F 28	at Colorado	35-52	L
M 7	Utah	42-40	W

1942-43

Record: 15-7
Conference: 7-1, 1st SC
Home: 9-0
Road: 6-7
Long Win Streak: 9
Long Loss Streak: 3
Coach: Floyd Millet

DATE	OPPONENT	SCORE	W/L
N 28	Weber College	47-45	W
N 28	Alumni	52-35	W
D 9	at Canisius (OT)	50-49	W
D 12	at Long Island	40-43	L
D 15	at Temple	32-35	L
D 18	at Loyola (Ill.)	44-50	L
J 5	Carbone College	72-20	W
J 5	Snow College	78-38	W
J 12	Ecker Studio	39-30	W
J 15	at Utah State	38-43	L
J 16	at Utah State	58-41	W
J 22	at Snow College	74-43	W
J 29	Utah	41-30	W
J 30	Utah	41-29	W
F 5	at Weber College	53-51	W
F 12	at Utah	44-34	W
F 13	at Utah	47-45	W
F 19	Utah State	44-38	W
F 20	Utah State	63-59	W
F 25	at Wyoming	42-53	L
F 26	at Wyoming	43-47	L
F 27	at Wyoming	43-66	L

1943-44

Record: 3-2
Conference: None
Home: 1-0
Road: 2-2
Long Win Streak: 2
Long Loss Streak: 2
Coach: Floyd Millet

DATE	OPPONENT	SCORE	W/L
D 4	Alumni	57-54	W
D 11	at Canisius	45-36	W
D 14	at Long Island	41-56	L
D 18	at Albright	49-53	L
D 22	at Omaha	45-40	W

1944-45

Record: 11-12
Conference: None
Home: 4-5
Road: 7-6
Neutral: 0-1
Long Win Streak: 4
Long Loss Streak: 3
Coach: Floyd Millet

DATE	OPPONENT	SCORE	W/L
------	----------	-------	-----



FLOYD MILLETT
Years: 1941-49 (8)
Record: 104-77 (.575)

N 30	Alumni	28-60	L
D 2	Montana State	51-31	W
D 8	Kearns Depot	39-41	L
D 9	Ecker Studio	48-56	L
D 15	at Idaho State	35-45	L
D 16	at Idaho State	45-33	W
D 20	vs. Ecker Studio	41-61	L
D 29	at Pepperdine	51-56	L
D 30	at Pratt Aircraft	43-44	L
J 2	at Walker Bomb.	48-45	W
J 3	at Walker Bomb.	59-47	W
J 5	at U.S. Naval Hosp.	44-34	W
J 12	at Kearns Depot	47-42	W
J 19	at Wyoming	41-51	L
J 20	at Colorado	36-55	L
J 26	Utah	46-51	L
F 3	Utah State	50-41	W
F 13	Colorado	60-58	W
F 17	at Denver	61-50	W
F 23	Denver	70-31	W
F 24	Wyoming	34-39	L
M 3	at Utah	52-56	L
M 7	at Utah State	64-37	W

1945-46

Record: 12-13
Conference: 6-6, T4th SC
Home: 4-4
Road: 6-7
Neutral: 2-2
Long Win Streak: 4
Long Loss Streak: 3
Coach: Floyd Millett

DATE	OPPONENT	SCORE	W/L
D 1	Alumni	61-62	L
D 6	vs. Wyoming	49-58	L
D 7	vs. Montana State	55-40	W
D 8	vs. Wyoming	37-52	L
D 10	vs. Idaho State	58-47	W
D 11	at Idaho State	54-47	W
	Clearfield Navy	60-16	W
D 21	at Kearns Depot	42-54	L
D 27	at Manhattan	53-43	W
J 1	at Canisius	62-52	W
J 3	at Northwestern	41-61	L
J 4	at Loyola (Ill.)	43-44	L
J 5	at Valparaiso	58-72	L
J 12	at Utah State	47-29	W
J 18	Wyoming	36-41	L
J 25	Denver	48-23	W
J 26	Colorado State	42-41	W
F 1	at Denver	37-36	W
F 2	at Wyoming	57-41	W
F 9	at Utah	28-46	L
F 16	Colorado	53-65	L
F 23	Utah State	64-48	W
M 2	at Colorado State	40-47	L

M 4	at Colorado	42-60	L
M 9	Utah	53-71	L

1946-47

Record: 9-16
Conference: 3-9, 6th SC
Home: 6-4
Road: 1-11
Neutral: 2-1
Long Win Streak: 3
Long Loss Streak: 5
Coach: Floyd Millett

DATE	OPPONENT	SCORE	W/L
N 30	Alumni	70-54	W
D 4	at Northern Ariz.	41-54	L
D 5	vs. Arizona State	55-58	L
D 6	vs. Arizona State	52-33	W
D 11	Washington State	49-50	L
D 12	Washington State	44-38	W
D 14	Idaho State	50-39	W
D 20	vs. San Francisco+	45-36	W
D 21	at Nevada+	32-50	L
J 1	at Long Island	59-62	L
J 4	at Temple	57-55	W
J 6	at Western Ken.	44-62	L
J 7	at Western Ken.	40-59	L
J 17	at Colorado	44-56	L
J 18	at Denver	51-64	L
J 24	Wyoming	44-51	L
J 31	Colorado State	69-47	W
F 8	Utah	54-62	L
F 14	at Colorado State	48-51	L
F 15	at Wyoming	47-70	L
F 21	Colorado	47-36	W
F 22	Utah State	62-40	W
F 28	Denver	56-59	L
M 4	at Utah State	49-52	L
M 8	at Utah	66-82	L
	+ Reno Tournament		

1947-48

Record: 16-11
Conference: 8-2, 1st SC
Home: 9-0
Road: 5-8
Neutral: 2-3
Postseason: 1-1
Long Win Streak: 6
Long Loss Streak: 4
Coach: Floyd Millett

DATE	OPPONENT	SCORE	W/L
N 29	Alumni	65-54	W
	at Camp Monmouth	60-30	W
D 4	at CCONY (OT)	56-61	L
D 5	at Syracuse	52-74	L
D 6	at Niagara	54-53	W
D 8	at West Virginia	51-68	L
D 9	at Duquesne	39-51	L
D 15	Arizona State	46-45	W
D 16	Arizona State	48-45	W
D 26	vs. Arkansas+	65-58	W
D 27	vs. Syracuse+	45-53	L
D 30	vs. Idaho+	41-42	L
J 2	at Nevada	44-45	L
J 3	at Nevada	57-64	L
J 10	Ecuador	67-21	W
J 16	Denver	75-69	W
J 17	at Utah	65-63	W
J 23	at Denver	53-58	L
J 24	at Colorado State	64-51	W
J 26	at Wyoming	45-39	W
J 31	Utah State	66-47	W
F 7	Wyoming	57-42	W
F 16	Colorado State	79-48	W
F 21	Utah	55-51	W
F 28	at Utah State	65-68	L
M 8	vs. Delta St.# (OT)	66-61	W
M 10	vs. Indiana State#	68-82	L

+ Los Angeles Invitational
National Intercollegiate Tourn. (Kansas City)

1948-49

Record: 21-13
Conference: 12-8, 4th SC
Home: 10-2
Road: 8-8
Neutral: 3-3
Postseason: 1-1
Long Win Streak: 7
Long Loss Streak: 3
Vs. Ranked Teams: 3-2
Coach: Floyd Millett

DATE	OPPONENT	SCORE	W/L
N 20	Alumni	64-49	W
N 26	at Idaho State	58-43	W
N 27	at Idaho State	52-46	W
D 4	at CCONY	57-70	L
D 6	at Muhlenberg	60-56	W
D 8	at Valparaiso	62-57	W
D 10	at La Salle	54-76	L
D 17	San Jose State	60-47	W
D 18	San Jose State	73-67	W
D 29	vs. Montana+	74-76	L
D 30	vs. Marshall+	64-83	L
J 3	vs. Nevada+	59-56	W
J 4	vs. Nevada+	61-57	W
J 10	Denver	48-50	L
J 14	at Wyoming	48-59	L
J 15	at Wyoming	38-58	L
J 17	at Denver	51-48	W
J 21	Utah State	60-51	W
J 22	Utah State	64-56	W
J 24	Wyoming	54-42	W
J 29	at No. 10 Utah	56-55	W
J 31	No. 10 Utah	65-45	W
F 4	at Colorado State	66-54	W
F 5	at Colorado State	54-62	L
F 7	at Denver	54-68	L
F 11	at Utah State	54-58	L
F 12	at Utah State	67-54	W
F 18	at No. 14 Utah	49-58	L
F 19	No. 14 Utah	52-54	L
F 21	No. 19 Wyoming	50-48	W
F 25	Colorado State	79-49	W
F 26	Colorado State	72-52	W
M 7	vs. N.W. Okla. St.#	79-50	W
M 8	vs. N.W. La. St.#	57-59	L
	+ Los Angeles Invitational		
	# NAIB Tournament (Kansas City)		

1949-50

Record: 22-12
Conference: 14-6, 1st SC
Home: 9-1
Road: 10-9
Neutral: 3-2
Postseason: 1-1 NCAA
Long Win Streak: 8
Long Loss Streak: 5
Vs. Ranked Teams: 3-0
Coach: Stan Watts

DATE	OPPONENT	SCORE	W/L
D 2	at Idaho State	67-44	W
D 3	at Idaho State	83-56	W
D 8	at Regis	53-37	W
D 9	vs. Wyoming	57-54	W
D 10	at Denver	56-54	W
D 13	vs. Culver-Stockton*	69-57	W
D 15	at Pepperdine*	39-45	L
D 16	vs. Gonzaga*	41-46	L
D 29	at Beloit*	61-63	L
D 31	at Toledo*	51-66	L
	at Bowling Green	50-75	L
J 2	at Loyola (Ill.)	54-45	W
J 13	at Wyoming	39-46	L
J 14	at Wyoming	27-53	L

J 16	at Denver	63-45	W
J 20	Denver	55-39	W
J 21	Utah State	71-41	W
J 23	at Utah State	48-47	W
J 28	at Utah	71-51	W
J 30	Utah	61-51	W
F 3	Colorado State	46-42	W
F 4	Colorado State	58-45	W
F 10	at Denver	46-54	L
F 11	at Colorado State	30-40	L
F 13	at Colorado State	46-55	L
F 17	at Utah	42-56	L
F 18	Utah	56-46	W
F 24	at Utah State	60-46	W
F 25	Utah State	63-35	W
M 3	No. 18 Wyoming	55-44	W
M 4	No. 18 Wyoming	70-52	W
M 6	Denver	75-50	W
M 24	vs. Baylor#	55-56	L
M 25	vs. No. 7 UCLA#	83-62	W

* Los Angeles Invitational
NCAA (Kansas City)

1950-51

Record: 28-9
Conference: 15-5, 1st SC
Home: 13-1
Road: 9-5
Neutral: 6-3
Postseason: 1-2 NCAA/3-0 NIT (NIT Champions)
Long Win Streak: 9
Long Loss Streak: 2
Highest Rank: 11th AP
Final Rank: 10th UPI, 11th AP
Vs. Ranked Teams: 5-2
Coach: Stan Watts

DATE	OPPONENT	SCORE	W/L
N 24	Regis	68-55	W
N 25	Regis	71-58	W
D 2	at Niagara	84-69	W
D 5	at CCONY	69-71	L
D 7	at E. Kentucky	63-58	W
D 9	at Marshall	70-57	W
D 19	Indiana State	75-72	W
D 20	Indiana State	79-58	W
D 27	vs. Utah*	49-58	L
D 29	vs. New Mexico*	64-56	W
D 30	vs. Colorado St.*	77-52	W
J 5	at Denver	53-47	W
J 6	at Denver	41-42	L
J 8	at No. 10 Wyoming	61-57	W
J 12	at Utah State	72-59	W
J 13	at Utah State	68-72	L
J 19	No. 13 Wyoming	64-58	W
J 20	No. 13 Wyoming	65-38	W
J 25	Denver	91-58	W
J 27	Denver	60-44	W
F 2	Utah State	83-57	W
F 3	Utah State	51-42	W
F 8	Colorado State	70-42	W
F 9	Colorado State	65-40	W
F 16	at Utah	73-60	W
F 17	Utah	49-54	L
F 23	at Colorado State	50-45	W
F 24	at Colorado State	60-51	W
F 26	at Wyoming	49-50	L
M 2	at Utah	58-67	L
M 3	Utah	69-50	W
M 12	vs. No. 10 St. Louis+	75-58	W
M 15	vs. Seton Hall+	69-59	W
M 17	vs. No. 13 Dayton+	62-43	W
M 21	vs. San Jose St.#	68-61	W
M 23	vs. No. 4 Kansas State#	54-64	L
M 24	vs. No. 15 Washington#	67-80	L

* Conference Tournament
+ NIT (New York)
NCAA (Kansas City)

1951-52



ALL-TIME SEASON RESULTS

Record: 14-10
 Conference: 9-5, 2nd SC
 Home: 8-2
 Road: 6-6
 Neutral: 0-2
 Long Win Streak: 5
 Long Loss Streak: 2
 Vs. Ranked Teams: 0-2
 Coach: Stan Watts

DATE	OPPONENT	SCORE	W/L
D 1	Arizona	68-62	W
D 3	at Hamline	62-72	L
D 6	at St. John's	52-66	L
D 8	at Niagara	53-48	W
D 10	at Syracuse	58-63	L
D 12	at Toledo	58-57	W
D 21	Santa Clara	64-59	W
D 22	Santa Clara	66-61	W
D 28	vs. No. 1 Kentucky*	64-84	L
D 29	vs. Villanova*	58-72	L
J 11	Denver	55-51	W
J 12	Montana	80-56	W
J 19	Colorado State	68-47	W
J 24	at Denver	59-53	W
J 26	at New Mexico	72-49	W
F 1	at Utah State	40-57	L
F 2	Utah	48-51	L
F 8	at Montana	50-47	W
F 15	Utah State	69-67	W
F 16	Wyoming	43-48	L
F 23	New Mexico	90-61	W
F 29	at Colorado State	75-65	W
M 1	at No. 16 Wyoming	49-55	L
M 8	at Utah	50-61	L

* Sugar Bowl Tournament

1952-53

Record: 22-8
 Conference: 11-3, 2nd SC
 Home: 12-0
 Road: 8-7
 Neutral: 2-1
 Postseason: 0-1 NIT
 Long Win Streak: 7
 Long Loss Streak: 2
 Vs. Ranked Teams: 1-1
 Coach: Stan Watts

DATE	OPPONENT	SCORE	W/L
N 28	at Idaho State	69-44	W
N 29	at Idaho State	65-47	W
D 5	Cal State-LA	82-49	W
D 6	Cal State-LA	56-37	W
D 12	San Francisco	53-52	W
D 16	Washington State	64-44	W
D 19	at Oregon State	69-66	W
D 20	at Oregon State	65-67	L
D 22	No. 17 St. Louis	86-69	W

D 27	at E. Kentucky	67-69	L
D 29	vs. Duke*	69-68	W
D 30	vs. Wake Forest*	84-58	W
D 31	at No. 9 N.C. State*	59-75	L
J 3	at Utah State	72-66	W
J 8	at Denver	55-54	W
J 10	at New Mexico	73-57	W
J 16	at Montana	51-56	L
J 23	Wyoming	71-42	W
J 24	Colorado State	75-47	W
J 30	Montana	91-56	W
J 31	Utah State	77-60	W
F 7	at St. Mary's (Calif.)	78-50	W
F 8	at Santa Clara	64-72	L
F 14	Utah	62-50	W
F 21	at Utah	73-50	W
F 27	at Wyoming	59-63	L
F 28	at Colorado State	57-63	L
M 5	Denver	69-40	W
M 6	New Mexico	61-43	W
M 9	vs. Niagara+	76-82	L

* Dixie Classic
 + NIT (New York)

1953-54

Record: 18-11
 Conference: 9-5, 3rd SC
 Home: 12-2
 Road: 6-6
 Neutral: 0-3
 Postseason: 0-1 NIT
 Long Win Streak: 8
 Long Loss Streak: 4
 Highest Rank: 19th AP
 Vs. Ranked Teams: 0-1
 Coach: Stan Watts

DATE	OPPONENT	SCORE	W/L
D 4	Idaho State	70-59	W
D 5	Idaho State	63-50	W
D 11	TCU	59-48	W
D 12	TCU	71-61	W
D 18	Murray State	77-65	W
D 19	Murray State	89-66	W
D 22	San Francisco	68-61	W
D 26	at Manhattan*	75-58	W
D 28	vs. Duquesne*	47-69	L
D 30	vs. No. 13 La Salle*	62-74	L
J 2	at Bradley	50-77	L
J 5	at St. Louis	74-86	L
J 8	Denver	81-58	W
J 9	New Mexico	76-63	W
J 14	at Utah State	68-73	L
J 16	at Montana	71-62	W
J 22	Montana	62-54	W
J 23	Utah State	75-63	W
J 29	at Washington	89-79	W
J 30	at Washington	51-55	L
F 12	at Wyoming	47-63	L

F 13	at Colorado State	76-77	L
F 19	at Utah	85-76	W
F 20	Utah	64-70	L
F 26	Wyoming	51-42	W
F 27	Colorado State	69-71	L
M 4	at New Mexico	84-79	W
M 6	at Denver	69-57	W
M 8	vs. St. Francis PA+	68-81	L

* Holiday Festival
 + NIT (New York)

1954-55

Record: 13-13
 Conference: 10-4, 2nd SC
 Home: 9-3
 Road: 4-10
 Long Win Streak: 5
 Long Loss Streak: 3
 Vs. Ranked Teams: 1-1
 Coach: Stan Watts

DATE	OPPONENT	SCORE	W/L
D 4	at Colorado	66-88	L
D 6	at Colorado	46-65	L
D 10	Washington	44-64	L
D 11	Washington (OT)	69-64	W
D 17	Baylor	78-66	W
D 18	Baylor	66-67	L
D 22	Michigan	70-60	W
D 30	at W. Kentucky	78-89	L
J 1	at Murray St. (OT)	85-86	L
J 4	at Manhattan	75-78	L
J 6	at New Mexico	92-62	W
J 8	at Denver	90-68	W
J 14	Montana	92-68	W
J 15	Utah State	58-62	L
J 21	at Colorado State	74-68	W
J 22	at Wyoming	60-68	L
J 28	at Oregon	71-82	L
J 29	at Oregon	76-81	L
F 11	No. 5 Utah (OT)	76-74	W
F 12	at No. 5 Utah	71-78	L
F 17	at Utah State	71-76	L
F 19	at Montana	63-62	W
F 25	Colorado State	94-65	W
F 26	Wyoming	75-62	W
M 4	Denver	78-62	W
M 5	New Mexico	74-48	W

1955-56

Record: 18-8
 Conference: 10-4, 2nd SC
 Home: 12-2
 Road: 5-6
 Neutral: 1-0
 Long Win Streak: 6
 Long Loss Streak: 2
 Highest Rank: 5th AP
 Vs. Ranked Teams: 0-2
 Coach: Stan Watts

DATE	OPPONENT	SCORE	W/L
D 2	UCLA	75-58	W
D 3	UCLA	67-65	W
D 9	Oregon	72-61	W
D 10	Oregon	83-52	W
D 16	Colorado	70-53	W
D 17	Colorado	84-53	W
D 21	at No. 2 N. Carolina St.	81-95	L
D 22	at Wake Forest	80-86	L
D 27	vs. Toledo*	89-70	W
D 28	at Detroit*	99-77	W
D 30	at Michigan	79-80	L
J 6	at Montana	73-64	W
J 13	Colorado State	61-49	W
J 14	Wyoming	74-48	W
J 21	No. 14 Oklahoma City	60-62	L
J 28	at Utah State	56-63	L
F 3	New Mexico	87-53	W
F 4	Denver	81-65	W

F 9	Utah State	92-62	W
F 11	at Utah	63-82	L
F 17	at Colorado State	59-70	L
F 18	at Wyoming	78-67	W
F 24	Utah	77-82	L
F 25	Montana	95-73	W
M 1	at New Mexico	75-69	W
M 3	at Denver	96-86	W

* Motor City Tournament

1956-57

Record: 19-9
 Conference: 11-3, 1st SC
 Home: 11-1
 Road: 6-6
 Neutral: 2-2
 Postseason: 1-1 NCAA
 Long Win Streak: 7
 Long Loss Streak: 3
 Highest Rank: 14th UPI
 Final Rank: 14th UPI
 Vs. Ranked Teams: 1-1
 Coach: Stan Watts

DATE	OPPONENT	SCORE	W/L
N 20	Oregon State	55-62	L
D 1	Washington	70-66	W
D 6	at Iowa State	48-57	L
D 8	at Michigan State	61-79	L
D 14	at UCLA	69-74	L
D 15	at UCLA	59-58	W
D 21	Bowling Green	73-56	W
D 22	Bowling Green	78-69	W
D 26	at St. John's*	89-75	W
D 28	vs. Notre Dame*	66-91	L
D 29	vs. Ohio State	84-78	W
J 4	Montana	85-68	W
J 11	at Colorado State	66-61	W
J 12	at Wyoming	82-71	W
J 18	at Utah State	75-76	L
J 25	Utah State	93-76	W
J 26	St. Mary's (Calif.)	69-65	W
F 2	at Denver	74-65	W
F 4	at New Mexico	73-60	W
F 10	Utah	81-77	W
F 15	Colorado State	81-66	W
F 16	Wyoming	69-47	W
F 21	at Utah	66-88	L
F 23	at Montana	63-71	L
M 1	New Mexico	67-41	W
M 2	Denver	65-51	W
M 15	vs. No. 13 California#	59-86	L
M 16	vs. No. 16 Idaho State#	65-54	W

* Holiday Festival Tournament
 # NCAA (Corvallis)

1957-58

Record: 13-13
 Conference: 9-5, 2nd SC
 Home: 8-4
 Road: 5-9
 Long Win Streak: 8
 Long Loss Streak: 5
 Coach: Stan Watts

DATE	OPPONENT	SCORE	W/L
D 6	at Washington	45-43	W
D 7	at Washington	52-63	L
D 12	Iowa State	45-54	L
D 14	Portland	63-54	W
D 21	Oregon	55-63	L
D 23	Oregon	76-79	L
D 28	at Tennessee	68-83	L
	at Alabama	74-77	L
J 2	at Vanderbilt	56-89	L
J 3	at Loyola (L.A.)	90-84	W
J 10	at Montana	69-71	L
J 11	at Montana State	64-80	L
J 17	Colorado State	90-80	W
J 18	Wyoming	62-50	W



STAN WATTS

Years: 1949-72 (23)
 Record: 371-254 (.594)

Watts coached the Cougars for 23 years before stepping down to take on the role of Athletic Chairman in 1972. His teams won two NIT titles ('51 and '66) and eight conference championships. His overall record was 371-254. Watts was the president of the National Association of Basketball Coaches (1969-70) and a member of the NCAA rules committee. He

coached football, baseball, track and basketball while at BYU. Watts was inducted into the Basketball Hall of Fame in Springfield, Mass., on March 6, 1986, making him the first Cougar to receive the prestigious honor.



J 24	at Utah	81-67	W
J 31	at Utah State	67-55	W
F 1	Montana State	67-53	W
F 7	New Mexico	66-53	W
F 8	Denver	72-60	W
F 15	Utah State	69-66	W
F 21	at Wyoming	46-74	L
F 22	at Colorado State	49-74	L
F 27	Utah	56-74	L
M 1	Montana	81-73	W
M 6	at Denver	57-65	L
M 8	at New Mexico	77-54	W

1958-59

Record: 15-11
 Conference: 8-6, 4th SC
 Home: 11-2
 Road: 4-7
 Neutral: 0-2
 Long Win Streak: 5
 Long Loss Streak: 3
 Vs. Ranked Teams: 1-1
 Coach: Stan Watts

DATE	OPPONENT	SCORE	W/L
D 3	at Portland	77-72	W
D 5	at Oregon (OT)	75-79	L
D 6	at Oregon	67-71	L
D 12	Washington State	72-59	W
D 15	No. 3 Kansas State	77-68	W
D 19	Santa Clara	80-59	W
D 20	Santa Clara	75-65	W
D 22	St. Mary's (Calif.)	72-67	W
D 27	vs. Dartmouth*	75-88	L
D 29	vs. Seton Hall* (OT)	80-82	L
J 1	at Ohio State	81-100	L
J 3	at Dayton	70-62	W
J 10	Montana	82-59	W
J 16	at Colorado State	62-72	L
J 17	at Wyoming	73-71	W
J 23	No. 20 Utah	56-70	L
J 30	Utah State	77-54	W
F 5	at New Mexico	85-77	W
F 7	at Denver	90-101	L
F 14	at Utah State	67-74	L
F 20	Wyoming	78-43	W
F 21	Colorado State	88-63	W
F 26	Utah (OT)	74-76	L
F 28	at Montana	68-93	L
M 6	Denver	72-67	W
M 7	New Mexico	92-62	W

* Queen City Invitational

1959-60

Record: 8-17
 Conference: 5-9, 5th SC
 Home: 4-7
 Road: 3-10
 Neutral: 1-0
 Long Win Streak: 5
 Long Loss Streak: 1
 Vs. Ranked Teams: 0-5
 Coach: Stan Watts

DATE	OPPONENT	SCORE	W/L
D 4	Washington	54-52	W
D 5	Washington	52-60	L
D 11	at UCLA	42-62	L
D 12	at So. California	61-79	L
D 18	at Kansas State	55-86	L
D 19	at Kansas	64-96	L
D 21	Michigan State	79-75	W
D 22	No. 3 Ohio State	79-91	L
D 28	at Miami (Fla.)	93-110	L
D 29	vs. Florida	74-65	W
J 2	at Loyola (La.) (OT)	76-84	L
J 9	at Montana	63-58	W
J 15	Colorado State	51-53	L
J 16	Wyoming	73-52	W
J 22	at No. 7 Utah	69-76	L

J 29	at No. 9 Utah State	53-84	L
F 5	New Mexico	95-67	W
F 6	Denver	66-86	L
F 13	No. 7 Utah State	64-75	L
F 19	at Wyoming	75-70	W
F 20	at Colorado State	53-65	L
F 25	No. 5 Utah	75-87	L
F 27	Montana	67-87	L
M 3	at Denver	68-88	L
M 5	at New Mexico	75-69	W

1960-61

Record: 15-11
 Conference: 9-5, 3rd SC
 Home: 10-4
 Road: 4-6
 Neutral: 1-1
 Long Win Streak: 4
 Long Loss Streak: 2
 Vs. Ranked Teams: 1-1
 Coach: Stan Watts

DATE	OPPONENT	SCORE	W/L
D 2	at Washington	65-63	W
D 3	at Washington	54-74	L
D 9	Oklahoma	56-60	L
D 10	Miami (Fla.)	112-80	W
D 12	TCU	74-65	W
D 15	Memphis State	72-75	L
D 17	New Mexico State	65-69	L
D 20	No. 20 Kansas	80-70	W
D 22	Kent State	66-51	W
D 27	at No. 5 Louisville	67-95	L
D 29	vs. Citadel*	83-94	L
D 30	vs. Louisiana St.*	67-57	W
J 7	Montana	74-66	W
J 13	at Colorado State	49-73	L
J 14	at Wyoming	71-79	L
J 20	Utah	91-86	W
J 27	Utah State	75-57	W
F 2	at New Mexico	97-76	W
F 4	at Denver	89-60	W
F 13	at Utah State	73-94	L
F 17	Wyoming	89-80	W
F 18	Colorado State	58-65	L
F 23	at Utah	80-95	L
F 25	at Montana	72-64	W
M 3	Denver	74-67	W
M 4	New Mexico	70-65	W

* Poinsettia Tournament

1961-62

Record: 10-16
 Conference: 5-9, 4th SC
 Home: 8-4
 Road: 2-12
 Long Win Streak: 2
 Long Loss Streak: 3
 Coach: Stan Watts

DATE	OPPONENT	SCORE	W/L
D 1	UCLA	68-66	W
D 2	UCLA	86-83	W
D 8	at Santa Clara	53-64	L
D 9	at Santa Clara	55-72	L
D 15	at Oklahoma State	44-61	L
D 16	at Oklahoma	81-74	W
D 18	Air Force	66-68	L
D 20	San Jose State*	54-60	W
D 22	Pacific	69-67	W
D 27	at New Mexico St.	64-70	L
D 29	at Arizona	58-60	L
D 30	at Arizona State	54-94	L
J 6	at Montana	63-59	W
J 12	Wyoming	73-63	W
J 13	Colorado State	69-75	L
J 23	at Utah	89-94	L
J 26	at Utah State	69-88	L
F 2	Denver	98-73	W
F 3	New Mexico	76-74	W

F 10	Utah State	70-80	L
F 15	at Colorado State	65-73	L
F 17	at Wyoming	71-87	L
F 22	Montana	80-66	W
F 24	Utah	101-106	L
M 1	at New Mexico	70-80	L
M 3	at Denver	88-91	L

* SJSU forfeited game

1962-63

Record: 12-14
 Conference: 6-4, 2nd WAC
 Home: 7-7
 Road: 4-7
 Neutral: 1-0
 Long Win Streak: 4
 Long Loss Streak: 5
 Vs. Ranked Teams: 0-3
 Coach: Stan Watts

DATE	OPPONENT	SCORE	W/L
N 30	at Oregon	80-75	W
D 1	Oregon	62-80	L
D 7	Oklahoma City	71-79	L
D 8	Oklahoma City	61-70	L
D 14	Wichita State	61-67	L
D 15	Wichita State (OT)	89-91	L
D 21	Baylor	79-65	W
D 22	Baylor	75-57	W
D 26	at La Salle*	84-73	W
D 28	vs. Providence*	81-78	W
D 29	at St. Joseph's*	64-76	L
D 31	at No. 2 Ohio State	91-97	L
J 2	at Memphis State	76-99	L
J 5	at Utah State	58-69	L
J 11	at No. 3 Arizona State	84-89	L
J 12	at Arizona	80-75	W
J 19	Utah	71-53	W
J 26	Utah State	67-70	L
F 2	Montana	83-80	W
F 8	New Mexico	76-73	W
F 9	Wyoming	89-77	W
F 15	Arizona	77-72	W
F 16	No. 5 Arizona State	87-104	L
F 23	at Utah	100-106	L
F 28	at Wyoming	80-76	W
M 2	at New Mexico	59-84	L

* Quaker City Tournament

1963-64

Record: 13-12
 Conference: 5-5, 3rd WAC
 Home: 7-4
 Road: 4-7
 Neutral: 2-1
 Long Win Streak: 4
 Long Loss Streak: 3
 Vs. Ranked Teams: 0-1
 Coach: Stan Watts

DATE	OPPONENT	SCORE	W/L
D 6	at UCLA	71-113	L
D 7	at So. California	74-67	W
D 12	Oklahoma State	64-71	L
D 14	Air Force	61-65	L
D 20	Rice	89-78	W
D 23	Michigan State	95-90	W
D 27	vs. Seattle*	77-74	W
D 28	vs. Oregon*	80-70	W
D 30	vs. No. 9 Oregon State	58-68	L
J 2	at Montana	89-65	W
J 4	at Montana State	96-83	W
J 10	New Mexico	57-59	L
J 11	Wyoming	96-91	W
J 18	at Denver	65-71	L
J 25	at Utah State	90-105	L
J 31	Utah State	73-90	L
F 1	Denver	57-56	W
F 8	at Utah	89-91	L
F 14	at Arizona State	85-110	L

F 15	at Arizona	67-80	L
F 22	Utah	75-72	W
F 28	Arizona State	106-90	W
F 29	Arizona	84-71	W
M 5	at New Mexico	80-84	L
M 7	at Wyoming	96-90	W

* Far West Classic

1964-65

Record: 21-7
 Conference: 8-2, 1st WAC
 Home: 13-2
 Road: 6-4
 Neutral: 2-1
 Postseason: 0-2 NCAA
 Long Win Streak: 7
 Long Loss Streak: 2
 Highest Rank: 9th AP
 Final Rank: 9th AP
 Vs. Ranked Teams: 0-3
 Coach: Stan Watts

DATE	OPPONENT	SCORE	W/L
D 4	Oregon	99-70	W
D 5	Oregon	98-79	W
D 11	at No. 2 Wichita State	76-93	L
D 12	at No. 2 Wichita State	65-81	L
D 18	Santa Clara	102-82	W
D 19	Santa Clara	109-80	W
D 22	Ohio State	112-71	W
D 28	vs. Creighton*	109-74	W
D 29	vs. DePaul*	75-84	L
D 30	vs. Xavier*	115-103	W
J 6	Seattle	92-72	W
J 9	at Utah State	99-90	W
J 15	at Arizona	73-75	L
J 16	at Arizona State	111-102	W
J 23	Utah	98-67	W
J 29	at Air Force	110-77	W
J 30	at Denver	96-85	W
F 4	Marquette	91-64	W
F 6	Utah State	89-80	W
F 11	at Wyoming	96-94	W
F 13	at New Mexico	70-89	L
F 20	at Utah	108-99	W
F 26	Arizona	92-88	W
F 27	Arizona State	104-91	W
M 5	Wyoming	102-87	W
M 6	New Mexico	70-67	W
M 13	No. 2 UCLA#	76-100	L
M 14	Oklahoma City#	102-112	L

* All College Tournament
 # NCAA (Provo)

1965-66

Record: 20-5
 Conference: 6-4, 2nd WAC
 Home: 10-1
 Road: 5-5
 Neutral: 5-0
 Postseason: 3-0 (NIT Champions)
 Long Win Streak: 6
 Long Loss Streak: 2
 Highest Rank: 6th AP
 Vs. Ranked Teams: 1-0
 Coach: Stan Watts

DATE	OPPONENT	SCORE	W/L
D 3	Illinois	109-98	W
D 4	Houston	111-82	W
D 10	at Americas (exh.)	123-66	W
D 17	at Santa Clara	103-85	W
D 18	at Santa Clara	87-79	W
D 21	No. 2 St. Joseph's	103-83	W
D 27	at La Salle	69-71	L
D 29	vs. St. Bonaventure	99-87	W
D 30	vs. Cornell	105-92	W
J 7	Arizona State	95-81	W
J 8	Arizona	87-74	W
J 13	at New Mexico	78-81	L



ALL-TIME SEASON RESULTS

J 15	at Wyoming	101-107	L
J 22	Utah State	115-81	W
F 5	at Utah	94-93	W
F 11	at Utah State	96-88	W
F 12	Denver	102-76	W
F 18	at Arizona State	94-101	L
F 19	at Arizona	62-76	L
F 25	New Mexico	89-60	W
F 26	Wyoming	98-90	W
M 5	Utah	115-100	W
M 14	vs. Temple+	90-78	W
M 17	vs. Army+	66-60	W
M 19	vs. NYU+	97-84	W

1966-67

Record: 14-10
 Conference: 8-2, T1st WAC
 Home: 10-0
 Road: 3-7
 Neutral: 1-3
 Long Win Streak: 5
 Long Loss Streak: 2
 Highest Rank: 7th AP
 Vs. Ranked Teams: 1-2
 Coach: Stan Watts

DATE	OPPONENT	SCORE	W/L
D 2	New Mexico State	97-66	W
D 9	Denver	87-64	W
D 10	St. Mary's (Calif.)	108-57	W
D 16	at Seattle (OT)	83-85	L
D 17	at Oregon State	76-92	L
D 20	Loyola (Ill.)	113-98	W
D 26	vs. St. Joseph's*	61-67	L
D 27	vs. St. Bonaventure*	96-84	W
D 30	at No. 8 St. John's*	73-76	L
J 2	at Marquette	70-81	L
J 6	Utah State	92-66	W
J 13	at Arizona	77-64	W
J 14	at Arizona St. (OT)	78-74	W
J 20	Wyoming	97-75	W
J 21	No. 9 New Mexico	89-73	W
J 28	vs. No. 6 UTEP	76-85	L
F 4	at Utah State	88-113	L
F 11	at Utah	64-62	W
F 17	Utah	61-60	W
F 23	at New Mexico	75-97	L
F 25	at Wyoming	56-67	L
M 3	Arizona State	110-93	W
M 4	Arizona	70-58	W
M 11	vs. Wyoming	63-70	L

* Holiday Festival

1967-68

Record: 13-12
 Conference: 4-6, T4th WAC
 Home: 8-2
 Road: 2-10
 Neutral: 3-0
 Long Win Streak: 3
 Long Loss Streak: 3
 Vs. Ranked Teams: 0-3
 Coach: Stan Watts

DATE	OPPONENT	SCORE	W/L
D 2	at Denver	88-78	W
D 4	Texas Tech	72-58	W
D 9	Texas	63-50	W
D 14	at Illinois	55-63	L
D 16	at No. 2 Houston	69-102	L
D 22	Santa Clara	75-80	L
D 23	Santa Clara	91-46	W
D 28	vs. Xavier*	87-75	W
D 29	vs. Virginia Tech*	97-64	W
D 30	at Oklahoma City*	88-91	L
J 1	at St. Joseph's	74-88	L
J 6	Utah State	104-98	W
J 12	Arizona	72-62	W
J 13	Arizona State	94-78	W

J 18	at Wyoming	70-81	L
J 20	at No. 6 New Mexico	69-84	L
J 26	vs. UTEP	81-59	W
J 27	at Loyola (Ill.)	65-67	L
F 1	at Utah State	118-103	W
F 10	at Utah	89-91	L
F 16	No. 5 New Mexico	67-76	L
F 17	Wyoming	101-77	W
F 24	Utah	93-90	W
M 1	at Arizona State	97-99	L
M 2	at Arizona	85-96	L

* All College Tournament

1968-69

Record: 16-12
 Conference: 6-4, T1st WAC
 Home: 11-1
 Road: 2-9
 Neutral: 3-2
 Postseason: 0-1 NCAA
 Long Win Streak: 5
 Long Loss Streak: 2
 Vs. Ranked Teams: 0-2
 Coach: Stan Watts

DATE	OPPONENT	SCORE	W/L
N 30	So. California	95-86	W
D 5	at New Mexico St.	65-83	L
D 7	Seattle	102-90	W
D 13	at San Francisco*	75-79	L
D 14	vs. No. 12 Houston*	75-98	L
D 20	Oregon State	89-67	W
D 21	Denver	97-67	W
D 23	Syracuse	73-77	L
D 26	vs. California ^	82-74	W
D 28	vs. Oregon ^ (OT)	74-82	L
D 30	vs. Oregon State ^	69-64	W
J 3	at Stanford	95-89	W
J 4	at Stanford	78-94	L
J 11	at Utah State	84-91	L
J 16	Wyoming	89-78	W
J 18	New Mexico	75-65	W
J 23	at Arizona	70-76	L
J 25	at Arizona State	94-109	L
J 30	Utah State	113-82	W
F 1	St. Francis	98-85	W
F 8	Utah	73-67	W
F 13	Arizona St.	102-89	W
F 15	Arizona	70-66	W
F 22	at Utah	85-98	L
F 27	at New Mexico (OT)	77-71	W
M 1	at Wyoming	69-79	L
M 5	vs. Wyoming	95-82	W
M 8	at New Mexico St.#	62-74	L

* Cable Car Classic
 ^ Far West Classic
 # NCAA (Las Cruces)

1969-70

Record: 8-18
 Conference: 4-10, 7th WAC
 Home: 6-6
 Road: 1-10
 Neutral: 1-2
 Long Win Streak: 2
 Long Loss Streak: 7
 Vs. Ranked Teams: 0-2
 Coach: Stan Watts

DATE	OPPONENT	SCORE	W/L
D 5	California	98-79	W
D 6	California	75-77	L
D 11	No. 3 New Mexico St. (OT)	78-80	L
D 13	San Jose State	92-77	W
D 18	at Texas Tech	88-81	W
D 20	at Texas (2OT)	73-76	L
D 22	at Denver	56-73	L
D 27	vs. Cornell*	62-68	L
D 29	vs. Georgia* (2OT)	89-82	W
D 30	vs. Wake Forest*	93-108	L

J 3	at Utah	76-82	L
J 8	at Arizona	77-90	L
J 10	at Arizona State	88-98	L
J 15	at Utah State	94-97	L
J 24	Utah	81-91	L
J 29	New Mexico	77-90	L
J 31	UTEP	87-72	W
F 5	at Colorado State	71-94	L
F 7	at Wyoming	73-98	L
F 12	Arizona State	97-91	W
F 13	Arizona	93-78	W
F 19	Wyoming	71-73	L
F 21	Colorado State	96-84	W
F 26	at UTEP	70-81	L
F 28	at New Mexico	68-82	L
M 4	No. 18 Utah State	73-86	L

* Quaker City Tournament

1970-71

Record: 18-11
 Conference: 10-4, 1st WAC
 Home: 12-0
 Road: 5-9
 Neutral: 1-2
 Postseason: 0-2 NCAA
 Long Win Streak: 5
 Long Loss Streak: 3
 Highest Rank: 20th AP
 Final Rank: 20th AP
 Vs. Ranked Teams: 3-3
 Coach: Stan Watts

DATE	OPPONENT	SCORE	W/L
D 4	Stanford	70-62	W
D 5	Stanford	85-64	W
D 7	New Mexico State	86-75	W
D 11	at No. 9 So. California	65-101	L
D 12	at Oregon State	80-99	L
D 14	at Seattle	80-99	L
D 16	Denver	100-72	W
D 19	No. 15 Utah State	111-83	W
D 22	at Santa Clara*	68-67	W
D 29	vs. No. 11 Villanova* (OT)	102-93	W
D 30	at Hawaii**	90-94	L
J 8	at New Mexico	72-62	W
J 9	at UTEP	64-66	L
J 15	Colorado State	75-73	W
J 17	Wyoming	82-68	W
J 23	at No. 12 Utah State	70-72	L
J 28	at Arizona State	86-87	L
J 30	at Arizona	76-81	L
F 6	Utah	103-89	W
F 11	UTEP	75-48	W
F 13	New Mexico	70-68	W
F 19	at Wyoming	72-78	L
F 20	at Colo. St. (2OT)	98-92	W
F 26	Arizona	95-83	W
F 27	Arizona State	83-74	W
M 6	at Utah	98-87	W
M 13	at No. 16 Utah State	91-82	W
M 18	vs. No. 1 UCLA#	73-91	L
M 20	vs. Pacific#	81-84	L

* Rainbow Classic
 # NCAA (Salt Lake City)

1971-72

Record: 21-5
 Conference: 12-2, 1st WAC
 Home: 12-0
 Road: 7-3
 Neutral: 2-2
 Postseason: 0-1 NCAA
 Long Win Streak: 10
 Long Loss Streak: 1
 Highest Rank: 6th AP
 Final Rank: 9th AP
 Vs. Ranked Teams: 0-2
 Coach: Stan Watts

DATE	OPPONENT	SCORE	W/L
------	----------	-------	-----

D 3	Kansas State*	78-72	W
D 4	St. Joseph's*	73-72	W
D 9	New Mexico State	90-80	W
D 11	Creighton	96-68	W
D 15	at Oklahoma State	84-74	W
D 17	at Kansas ^	67-83	L
D 19	vs. Cincinnati ^	82-79	W
D 22	at Utah State	87-84	W
D 28	vs. No. 7 Indiana+	50-61	L
D 29	vs. Rice+	96-73	W
J 7	Arizona State	111-102	W
J 8	Arizona	88-67	W
J 15	at Utah	67-61	W
J 22	Utah State	101-82	W
J 27	at Colorado State	75-68	W
J 29	at Wyoming	101-74	W
F 3	New Mexico	70-62	W
F 5	UTEP (2OT)	57-53	W
F 11	at Arizona	86-78	W
F 12	at Arizona State	95-99	L
F 19	Utah	79-66	W
F 25	Wyoming	70-56	W
F 26	Colorado State	105-85	W
M 3	at UTEP	69-73	L
M 4	at New Mexico	61-60	W
M 11	vs. No. 5 LBSU# (OT)	90-95	L

* BYU Basketball Classic
 ^ Jayhawk Classic
 + Old Dominion Classic
 # NCAA (Pocatello)

1972-73

Record: 19-7
 Conference: 9-5, T2nd WAC
 Home: 11-3
 Road: 5-3
 Neutral: 3-1
 Long Win Streak: 9
 Long Loss Streak: 2
 Highest Rank: 12th AP
 Vs. Ranked Teams: 2-1
 Coach: Glenn Potter

DATE	OPPONENT	SCORE	W/L
D 1	Santa Clara	84-73	W
D 2	Santa Clara	64-66	L
D 7	vs. No. 18 Michigan	83-77	W
D 9	Wisconsin-Mil.	101-83	W
D 13	Oklahoma State	96-69	W
D 16	Utah State	88-80	W
D 22	Cal-State Ful.	89-68	W
D 28	vs. Texas A&M*	83-81	W
D 29	vs. No. 12 Florida State*#	80-77	W
D 30	vs. No. 6 LBSU*	89-101	L
J 5	Colorado St. (OT)	86-93	L
J 6	Wyoming	62-58	W
J 11	at New Mexico	62-69	L
J 12	at UTEP	56-55	W
J 17	Niagara	93-83	W
J 20	at Utah State	79-69	W
J 25	Arizona	93-79	W
J 27	Arizona State	81-67	W
F 3	Utah	89-73	W
F 9	at Wyoming	67-54	W
F 10	at Colorado State	78-74	W
F 15	UTEP	48-43	W
F 17	New Mexico	66-76	L
F 23	at Arizona State	90-86	W
F 24	at Arizona	94-100	L
M 3	at Utah	71-86	L

* All College Tournament

1973-74

Record: 11-15
 Conference: 6-8, 6th WAC
 Home: 6-4
 Road: 3-10
 Neutral: 2-1
 Long Win Streak: 3
 Long Loss Streak: 4



Vs. Ranked Teams: 1-3

Coach: Glenn Potter

DATE	OPPONENT	SCORE	W/L
N 30	Weber State	77-76	W
D 1	Idaho State	83-82	W
D 7	at New Mexico St.	72-78	L
D 8	at New Mexico St.	74-93	L
D 13	at Denver	97-87	W
D 15	at No. 15 Kansas State	85-95	L
D 17	at Creighton in Omaha	86-99	L
D 22	Utah State	86-87	L
D 26	vs. No. 7 Indiana*	52-96	L
D 28	vs. Army*	81-72	W
D 29	vs. West Virginia*	85-83	W
J 4	at UTEP	62-58	W
J 5	at No. 12 New Mexico	75-84	L
J 12	at Utah	86-104	L
J 19	at Utah State	86-93	L
J 25	No. 20 Arizona State	89-71	W
J 26	Arizona	91-93	L
J 31	at Colorado State	52-69	L
F 2	at Wyoming (OT)	78-75	W
F 7	New Mexico	77-96	L
F 9	UTEP	56-54	W
F 16	Utah	74-89	L
F 21	at Arizona	90-118	L
F 23	at Arizona State	77-100	L
F 28	Wyoming	74-62	W
M 2	Colorado State	70-69	W

* Far West Classic

1974-75

Record: 12-14
Conference: 5-9, 6th WAC
Home: 9-6
Road: 3-8
Long Win Streak: 3
Long Loss Streak: 4
Vs. Ranked Teams: 1-4
Coach: Glenn Potter

DATE	OPPONENT	SCORE	W/L
N 29	Texas	80-72	W
D 6	at Weber State	63-76	L
D 7	Wichita State	69-80	L
D 13	at San Francisco	84-103	L
D 14	at Seattle	85-72	W
D 20	Rhode Island	82-49	W
D 21	Denver	90-89	W
D 28	Utah State	79-83	L
D 30	Bradley	100-87	W
D 31	Davidson	90-76	W
J 4	NE Louisiana	100-81	W
J 10	No. 12 Arizona State	80-110	L
J 11	No. 10 Arizona	66-83	L
J 18	at Utah	73-91	L
J 24	at UTEP	60-86	L
J 25	at New Mexico	96-78	W
F 1	at Utah State	84-92	L
F 7	Colorado State	88-75	W
F 8	Wyoming	75-73	W
F 14	at No. 19 Arizona	81-97	L
F 15	at No. 8 Arizona State	79-99	L

F 22	Utah	73-79	L
F 28	New Mexico (OT)	72-77	L
M 1	No. 15 UTEP	65-54	W
M 7	at Wyoming	67-64	W
M 8	at Colorado State	81-92	L

1975-76

Record: 12-14
Conference: 6-8, T5th WAC
Home: 7-5
Road: 4-9
Neutral: 1-0
Long Win Streak: 3
Long Loss Streak: 5
Coach: Frank Arnold

DATE	OPPONENT	SCORE	W/L
D 4	at Pacific	66-71	L
D 6	at Pacific	89-62	W
D 12	Long Beach State*	84-76	W
D 13	St. John's*	65-78	L
D 17	at Utah State	76-87	L
D 19	Nevada-Reno	85-76	W
D 20	Weber State	89-80	W
D 22	at New Mexico St.	79-90	L
D 29	vs. Texas ^ (OT)	91-86	W
D 30	at Old Dominion ^	80-77	W
J 2	at Niagara	60-75	L
J 10	Utah State	73-75	L
J 16	at Arizona	78-79	L
J 17	at Arizona State	68-83	L
J 24	Utah	74-76	L
J 30	New Mexico	81-67	W
J 31	UTEP	56-57	L
F 6	at Wyoming	94-80	W
F 7	at Colorado State	84-93	L
F 13	Arizona State	93-89	W
F 14	Arizona (OT)	79-74	W
F 21	at Utah	84-83	W
F 26	at UTEP	50-51	L
F 28	at New Mexico	74-79	L
M 5	Colorado State	81-85	L
M 6	Wyoming	82-60	W

* Cougar Classic
^ Old Dominion Classic

1976-77

Record: 12-15
Conference: 4-10, 7th WAC
Home: 6-6
Road: 4-9
Neutral: 2-0
Long Win Streak: 3
Long Loss Streak: 5
Vs. Ranked Teams: 0-4
Coach: Frank Arnold

DATE	OPPONENT	SCORE	W/L
N 26	Idaho State	102-84	W
N 27	at Weber State	75-96	L
D 1	Boise State	76-75	W
D 4	at Utah State (OT)	93-95	L
D 10	Seattle*	91-65	W

D 11	Niagara*	65-52	W
D 18	at Davidson	89-61	W
D 20	at No. 11 N. Carolina	93-113	L
D 22	at Wichita State	63-69	L
D 27	vs. St. Joseph's ^	68-56	W
D 29	at Oklahoma City ^	68-78	L
D 30	vs. California ^	75-70	W
J 8	Utah State	85-77	W
J 14	Colorado State	41-49	L
J 15	Wyoming	97-64	W
J 20	at Arizona St. (OT)	84-86	L
J 22	at No. 16 Arizona	85-113	L
J 27	UTEP	54-62	L
J 29	New Mexico	65-73	L
F 5	at Utah	61-81	L
F 10	at Wyoming	82-72	W
F 12	at Colorado State	67-78	L
F 17	No. 17 Arizona	62-64	L
F 19	Arizona State	65-84	L
F 25	at New Mexico	88-80	W
F 26	at UTEP	65-63	W
M 5	No. 20 Utah	54-67	L

* Cougar Classic
^ All College Tournament

1977-78

Record: 12-18
Conference: 6-8, T4th WAC
Home: 9-4
Road: 3-12
Neutral: 0-2
Long Win Streak: 3
Long Loss Streak: 4
Vs. Ranked Teams: 0-4
Coach: Frank Arnold

DATE	OPPONENT	SCORE	W/L
N 26	at UCLA	73-75	L
N 28	Long Beach State	100-91	W
N 29	at Nevada-Reno	66-100	L
D 3	at Idaho State	87-94	L
D 9	Montana*	72-76	L
D 10	Cal-St. Fullerton*	75-80	L
D 14	McNeese State	78-68	W
D 16	at Illinois	74-81	L
D 17	at Bradley	86-79	W
D 21	at Utah State	89-91	L
D 23	at San Diego St.	88-104	L
D 28	vs. No. 2 N. Carolina ^	81-94	L
D 29	vs. Rhode Island ^	87-92	L
D 30	at Hawaii ^	88-78	W
J 3	Weber State	81-76	W
J 7	Utah State (2OT)	85-84	W
J 12	at Wyoming	82-89	L
J 14	at Colorado State	66-76	L
J 19	Arizona	87-86	W
J 21	Arizona State	96-89	W
J 26	at No. 10 New Mexico	82-95	L
J 28	at UTEP (OT)	78-76	W
F 4	Utah	76-89	L
F 10	Colorado State	98-81	W
F 11	Wyoming	76-56	W
F 16	at Arizona State	75-76	L
F 18	at Arizona	90-104	L
F 23	UTEP	73-64	W
F 25	No. 5 New Mexico	66-71	L
M 4	at No. 19 Utah	74-81	L

* Cougar Classic
^ Rainbow Classic

1978-79

Record: 20-8
Conference: 10-2, 1st WAC
Home: 14-0
Road: 5-6
Neutral: 1-2
Postseason: 0-1 NCAA
Long Win Streak: 5
Long Loss Streak: 2
Vs. Ranked Teams: 0-2

Coach: Frank Arnold

DATE	OPPONENT	SCORE	W/L
N 24	Hawaii	93-69	W
N 25	Portland State	111-82	W
D 1	at Baylor	92-86	W
D 2	at No. 13 Texas	57-96	L
D 6	Utah State	99-80	W
D 8	St. Joseph's*	90-71	W
D 9	Purdue*	76-64	W
D 14	at Rhode Island	76-85	L
D 16	at St. John's	83-90	L
D 21	Harvard	113-72	W
D 23	Oral Roberts	120-104	W
D 29	vs. Georgia Tech ^	81-83	L
D 30	vs. Houston ^	84-77	W
J 4	Denver	92-53	W
J 6	at Utah State	68-84	L
J 11	UTEP	80-56	W
J 13	New Mexico	100-83	W
J 20	at Utah	90-76	W
J 25	at Colorado State	98-83	W
J 27	at Wyoming (OT)	69-71	L
F 3	San Diego State	88-80	W
F 9	at New Mexico	65-66	L
F 10	at UTEP	77-68	W
F 17	Utah	76-50	W
F 22	Wyoming	78-73	W
F 24	Colorado State	66-61	W
M 1	at San Diego State	96-95	W
M 10	vs. No. 19 San Francisco#63-86	L	

* Cougar Classic
^ Pillsbury Holiday Classic
NCAA (Tucson)

1979-80

Record: 24-5
Conference: 13-1, 1st WAC
Home: 12-2
Road: 10-1
Neutral: 2-2
Postseason: 0-1 NCAA
Long Win Streak: 12
Long Loss Streak: 1
Highest Rank: 12th AP
Final Rank: 12th AP
Vs. Ranked Teams: 0-1
Coach: Frank Arnold

DATE	OPPONENT	SCORE	W/L
N 30	Illinois	76-86	L
D 1	Baylor	100-58	W
D 7	at Tulsa	73-71	W
D 8	at Oral Roberts	76-75	W
D 11	Cal-St. Fullerton	80-64	W
D 14	UC-Santa Barbara*	87-65	W
D 15	La Salle* (3OT)	108-106	W
D 18	at Long Beach St.	76-78	L
D 22	at Utah State	89-84	W
D 27	vs. Penn State ^	58-50	W
D 28	vs. No. 18 Oregon St. ^	71-86	L
D 29	vs. NC-Charlotte ^	104-91	W
J 3	at New Mexico	75-63	W
J 5	at UTEP	70-69	W
J 12	Utah	89-72	W
J 18	Wyoming	53-56	L
J 19	Colorado State	104-82	W
J 24	at San Diego St.	123-91	W
J 26	at Hawaii	34-33	W
J 31	UTEP	89-81	W
F 2	New Mexico	89-68	W
F 9	at Utah	83-82	W
F 12	Utah State	84-83	W
F 16	Alaska	93-59	W
F 21	at Colorado State	111-86	W
F 23	at Wyoming	39-30	W
F 28	Hawaii	107-82	W
M 1	San Diego State	114-81	W
M 8	vs. Clemson#	66-71	L

* Cougar Classic



GLENN POTTER

Years: 1972-75 (3)

Record: 42-36 (.538)

Potter was an assistant at BYU for two years before taking over the reigns of the team in 1972. His team was second in the WAC during his first season. Potter finished with a 42-36 record at BYU. He was an avid teacher of defensive fundamentals and team balance. Potter spent five seasons at Nebraska as an assistant before coming to BYU.



ALL-TIME SEASON RESULTS

^ Far West Classic

NCAA (Ogden)

1980-81

Record: 25-7
Conference: 12-4, 3rd WAC
Home: 13-0
Road: 8-6
Neutral: 4-1
Postseason: 3-1 NCAA
Long Win Streak: 7
Long Loss Streak: 1
Highest Rank: 15th AP
Final Rank: 16th AP
Vs. Ranked Teams: 4-2
Coach: Frank Arnold

DATE	OPPONENT	SCORE	W/L
N 28	at Washington	80-70	W
N 29	at Oregon State	68-75	L
D 6	at Utah State	82-79	W
D 12	North Texas*	108-92	W
D 13	St. Mary's*	95-76	W
D 16	Michigan State	82-50	W
D 19	vs. No. 17 Illinois ^	80-75	W
D 20	at Tennessee ^	65-81	L
D 23	at Weber State	85-78	W
D 27	Utah State	104-89	W
J 2	at Air Force	77-65	W
J 3	at UNLV (OT)	92-90	W
J 8	San Diego State	84-73	W
J 10	Hawaii	91-74	W
J 15	at New Mexico	92-87	W
J 17	at UTEP	62-64	L
J 23	Colorado State	66-46	W
J 24	Wyoming	84-70	W
J 31	at No. 9 Utah	56-60	L
F 6	UNLV	86-77	W
F 7	Air Force	62-51	W
F 12	at Hawaii	77-72	W
F 14	at San Diego St.	72-73	L
F 19	UTEP	84-75	W
F 21	New Mexico	78-72	W
F 26	at Wyoming (2OT)	84-86	L
F 28	at Colorado State	80-69	W
M 7	No. 9 Utah	95-76	W
M 12	vs. Princeton#	60-51	W
M 14	vs. No. 10 UCLA#	78-55	W
M 19	vs. No. 7 Notre Dame#	51-50	W
M 21	vs. No. 5 Virginia#	60-74	L

* Cougar Classic
^ Volunteer Classic
NCAA (Providence/Atlanta)

1981-82

Record: 17-13
Conference: 9-7, T4th WAC
Home: 11-5
Road: 6-7
Neutral: 0-1

Postseason: 0-1 NIT
Long Win Streak: 6
Long Loss Streak: 3
Highest Rank: 15th AP
Vs. Ranked Teams: 0-1
Coach: Frank Arnold

DATE	OPPONENT	SCORE	W/L
N 21	vs. Virginia*	61-63	L
N 27	at UCLA	79-75	W
N 28	at Cal-St. Fullerton	81-66	W
D 4	Oregon State	44-56	L
D 5	No. 18 UNLV	63-66	L
D 8	at Utah State	51-43	W
D 11	Idaho State ^	77-71	W
D 12	Western Carolina ^	86-63	W
D 15	Weber State	63-55	W
D 18	at Princeton	39-38	W
D 22	Cal Poly-Pomona	89-65	W
D 26	Utah State	74-79	L
J 2	UTEP	67-60	W
J 4	New Mexico	76-58	W
J 7	at Colorado State	40-50	L
J 9	at Wyoming	42-61	L
J 15	Utah	74-51	W
J 21	Air Force	54-40	W
J 23	Wyoming	25-27	L
J 28	at San Diego St.	66-80	L
J 30	at Hawaii	60-62	L
F 6	Colorado State	60-54	W
F 12	at UNLV	50-52	L
F 13	at Air Force	49-41	W
F 19	at Utah	61-68	L
F 25	Hawaii	75-66	W
F 27	San Diego State	106-66	W
M 4	at UTEP	45-43	W
M 6	at New Mexico	65-67	L
M 10	Washington+	63-66	L

* Hall of Fame Classic
^ Cougar Classic
+ NIT (Provo)

1982-83

Record: 15-14
Conference: 11-5, T1st WAC
Home: 9-6
Road: 6-7
Neutral: 0-1
Long Win Streak: 5
Long Loss Streak: 5
Vs. Ranked Teams: 0-1
Coach: Frank Arnold

DATE	OPPONENT	SCORE	W/L
N 26	UCLA	82-85	L
N 27	Iowa	80-91	L
N 30	Utah State	69-75	L
D 4	at Michigan State	55-63	L
D 10	Long Beach St.* (OT)	77-81	L
D 11	Fordham*	70-62	W

D 14	at Utah State	68-80	L
D 18	at Boise State	68-67	W
D 21	Providence	66-52	W
D 27	at No. 7 St. John's ^	64-75	L
D 29	vs. St. Joseph's ^	65-68	L
D 31	Princeton	51-32	W
J 6	at Weber State (2OT)	81-84	L
J 14	San Diego State	96-74	W
J 15	Hawaii	86-62	W
J 20	at Colorado State	77-63	W
J 22	at Wyoming	82-64	W
J 24	at Air Force	73-61	W
J 27	UTEP	49-65	L
J 29	New Mexico	66-48	W
F 5	at Utah	72-75	L
F 10	at Hawaii	69-80	L
F 12	at San Diego State	69-67	W
F 17	Colorado State	69-58	W
F 19	Air Force	66-57	W
F 25	at New Mexico	70-71	L
F 27	at UTEP	58-54	W
M 5	Utah (3OT)	62-64	L
M 12	Wyoming	54-41	W

* Cougar Classic
^ Holiday Festival

1983-84

Record: 20-11
Conference: 12-4, 2nd WAC
Home: 14-1
Road: 5-8
Neutral: 1-2
Postseason: 1-1 NCAA
Long Win Streak: 4
Long Loss Streak: 2
Vs. Ranked Teams: 1-5
Coach: Ladell Andersen

DATE	OPPONENT	SCORE	W/L
N 26	at Utah State	78-90	L
N 30	Hofstra	119-84	W
D 9	Utah State*	81-83	L
D 10	St. Mary's (Calif.)*	106-74	W
D 16	vs. Virginia Comm. ^	81-77	W
D 17	at No. 2 Kentucky ^	59-93	L
D 21	Oregon	79-78	W
D 23	Boise State	66-54	W
D 28	at No. 7 UCLA	73-82	L
J 7	Weber State (OT)	86-81	W
J 14	Utah (2OT)	113-105	W
J 19	at Hawaii	95-77	W
J 21	at San Diego St.	75-79	L
J 26	Wyoming	74-61	W
J 28	Air Force	69-49	W
J 30	Colorado State	73-57	W
F 2	at New Mexico	86-73	W
F 4	at No. 7 UTEP	77-86	L
F 8	at Utah	82-79	W
F 11	at No. 3 Georgetown	51-67	L
F 14	Hawaii (2OT)	87-85	W
F 16	San Diego St. (OT)	94-92	W
F 18	Notre Dame	68-64	W
F 23	at Colorado State	65-70	L
F 25	at Wyoming	55-56	L
F 27	at Air Force	71-67	W
M 1	No. 8 UTEP	83-65	W
M 3	New Mexico	80-73	W
M 9	vs. New Mexico+	55-64	L
M 15	at UAB#	84-68	W
M 17	vs. No. 3 Kentucky#	68-93	L

* Cougar Classic
^ Kentucky Invitational
+ WAC Tournament (El Paso)
NCAA (Birmingham)

1984-85

Record: 15-14
Conference: 9-7, T3rd WAC
Home: 9-5
Road: 4-7

Neutral: 2-2
Long Win Streak: 5
Long Loss Streak: 4
Vs. Ranked Teams: 1-0
Coach: Ladell Andersen

DATE	OPPONENT	SCORE	W/L
N 30	vs. La Salle*	73-74	L
D 1	vs. Pacific*	72-63	W
D 4	Utah State	93-97	L
D 8	at Weber State	79-87	L
D 11	at Utah State (OT)	91-92	L
D 14	SW Missouri ^	66-46	W
D 15	Hofstra ^	86-76	W
D 19	UCLA	89-81	W
D 22	No. 7 Washington	84-75	W
D 28	vs. Villanova+	61-91	L
D 29	vs. Yale+	73-58	W
J 3	UTEP	62-60	W
J 5	New Mexico	70-76	L
J 12	at San Diego St.	70-89	L
J 14	at Hawaii (OT)	88-78	W
J 17	at Air Force	79-72	W
J 19	at Colorado State	65-64	W
J 24	Wyoming	78-65	W
J 26	at Utah	63-62	W
J 31	San Diego State	71-77	L
F 2	Air Force	66-60	W
F 7	at New Mexico	74-76	L
F 9	at UTEP (3OT)	86-97	L
F 14	Colorado State	77-69	W
F 16	Air Force	71-61	W
F 23	at Notre Dame	58-67	L
F 28	at Wyoming	66-78	L
M 2	Utah (3OT)	85-86	L
M 4	Air Force**	79-82	L

* Stanford Invitational
^ Cougar Classic
+ Cotton States Classic
** WAC Tournament (Provo)

1985-86

Record: 18-14
Conference: 11-5, 4th WAC
Home: 12-4
Road: 5-8
Neutral: 1-2
Postseason: 2-1 NIT
Long Win Streak: 12
Long Loss Streak: 3
Vs. Ranked Teams: 2-1
Coach: Ladell Andersen

DATE	OPPONENT	SCORE	W/L
N 30	Washington State	65-69	L
D 3	at Utah State	80-82	L
D 6	vs. TCU*	50-63	L
D 7	vs. Fordham*	75-72	W
D 10	Utah State	76-88	L
D 13	Long Beach State ^	94-75	W
D 14	Pepperdine ^	73-83	L
D 19	at Washington	68-74	L
D 21	at Oregon	69-72	L
D 28	Weber State (OT)	88-86	W
J 2	at No. 19 UTEP	64-69	L
J 4	at New Mexico	57-60	L
J 10	Hawaii	80-66	W
J 11	San Diego State	82-70	W
J 13	No. 16 Notre Dame (OT)	80-76	W
J 17	at Colorado State	68-63	W
J 18	at Air Force	65-57	W
J 21	at Oral Roberts	67-65	W
J 23	Air Force	66-45	W
J 25	Utah	87-69	W
F 6	at San Diego St.	81-71	W
F 8	at Hawaii	76-66	W
F 14	New Mexico	74-67	W
F 15	No. 15 UTEP	72-69	W
F 20	at Wyoming	56-66	L
F 22	at Utah	71-74	L



FRANK ARNOLD

Years: 1975-83 (8)

Record: 137-94 (.593)

Arnold coached the Cougars for eight years, earning a 137-94 record. His teams won three WAC titles and appeared in three NCAA Tournaments and one NIT. Arnold's 1980-81 team advanced to the Elite Eight at the NCAA Tournament before losing to Ralph Sampson and Virginia. Arnold was selected Coach of the Year in the WAC in 1979 and 1980 by Basketball Weekly and was also selected Coach of the Year by WAC coaches and athletic directors in 1980. Arnold was an assistant coach under John Wooden before coming to BYU.



F 27	Colorado State	86-76	W
M 1	Wyoming	62-65	L
M 6	vs. New Mexico**	68-79	L
M 13	SMU+	67-63	W
M 18	UC-Irvine+	93-80	W
M 21	at Ohio State+	68-79	L

* Kactus Klassic
 ^ Cougar Classic
 ** WAC Tournament
 + NIT

1986-87

Record: 21-11
 Conference: 12-4, 2nd WAC
 Home: 10-4
 Road: 9-6
 Neutral: 2-1
 Postseason: 0-1 NCAA
 Long Win Streak: 8
 Long Loss Streak: 2
 Vs. Ranked Teams: 1-2
 Coach: Ladell Andersen

DATE	OPPONENT	SCORE	W/L
N 21	at Oklahoma*	110-119	L
D 3	Utah State	100-86	W
D 6	at Notre Dame	46-62	L
D 9	at No. 4 Iowa	75-86	L
D 12	Arizona State ^	91-85	W
D 13	UC-Fullerton ^	56-59	L
D 16	at Utah State	97-93	W
D 18	at Weber State	84-69	W
D 20	Oral Roberts	95-73	W
D 23	No. 14 Pittsburgh	93-73	W
D 29	vs. Michigan St.+	96-88	W
D 30	at Santa Clara+	77-66	W
J 2	Colorado St. (OT)	75-67	W
J 3	Wyoming	77-74	W
J 6	SW Missouri (OT)	61-62	L
J 9	at UTEP	73-66	W
J 10	at New Mexico	89-102	L
J 15	San Diego State	94-82	W
J 17	Hawaii	90-79	W
J 22	Air Force	87-69	W
J 24	at Utah	80-70	W
J 30	at Air Force	91-93	L
J 31	at Colorado State	51-49	W
F 5	New Mexico	98-73	W
F 7	UTEP (OT)	91-93	L
F 14	Utah	58-65	L
F 21	at Wyoming	67-63	W
F 26	at San Diego State	85-68	W
F 28	at Hawaii	100-80	W
M 5	vs. Air Force** (OT)	82-79	W
M 6	at New Mexico**	86-93	L
M 12	vs. No. 16 New Orleans#79-83	L	

* Coca-Cola NIT Classic
 ^ Cougar Classic

+ Cable Car Classic
 ** WAC Tournament
 # NCAA (Birmingham)

1987-88

Record: 26-6
 Conference: 13-3, 1st WAC
 Home: 17-1
 Road: 9-3
 Neutral: 1-1
 Postseason: 1-1 NCAA
 Long Win Streak: 17
 Long Loss Streak: 1
 Highest Rank: 2nd AP
 Final Rank: 19th AP
 Vs. Ranked Teams: 3-0
 Coach: Ladell Andersen

DATE	OPPONENT	SCORE	W/L
N 27	Montana State	90-89	W
D 1	at Utah State	96-92	W
D 3	at Washington St.	60-54	W
D 5	at UCLA	87-80	W
D 11	Weber State*	104-71	W
D 12	Chicago State*	91-60	W
D 19	Utah State (OT)	121-112	W
D 29	La Salle	95-82	W
J 2	Cent. Connecticut	109-76	W
J 7	Hawaii	97-66	W
J 9	San Diego State	92-65	W
J 15	at No. 12 Wyoming	83-67	W
J 21	at No. 18 UTEP	81-71	W
J 23	at New Mexico	89-82	W
J 30	Air Force	95-75	W
F 2	Tulsa	72-57	W
F 4	Utah	82-64	W
F 6	at Ala.-Birmingham	83-102	L
F 9	Miami (Fla.)	99-86	W
F 11	No. 18 Wyoming	78-69	W
F 13	Colorado State	86-80	W
F 18	at San Diego St. (OT)	80-82	L
F 20	at Hawaii	72-70	W
F 23	at Colorado State	75-67	W
F 25	at Air Force	76-62	W
F 27	at Utah	60-62	L
M 3	New Mexico	89-82	W
M 5	UTEP (2OT)	80-83	L
M 10	Hawaii ^	76-74	W
M 11	UTEP ^	63-66	L
M 17	vs. UNC-Charlotte#	98-92	W
M 19	vs. Louisville#	76-97	L

* Cougar Classic
 ^ WAC Tournament (Provo)
 # NCAA (Atlanta)

1988-89

Record: 14-15
 Conference: 7-9, 5th WAC

Home: 10-5
 Road: 3-8
 Neutral: 1-2
 Long Win Streak: 3
 Long Loss Streak: 4
 Coach: Ladell Andersen

DATE	OPPONENT	SCORE	W/L
N 25	vs. Northeastern*	87-78	W
N 26	vs. St. John's*	77-83	L
D 1	at Weber State	78-80	L
D 3	UCLA	87-97	L
D 9	Texas-Arlington ^	87-70	W
D 10	St. Mary's (Calif.) ^	69-70	L
D 17	Utah State	96-85	W
D 21	at Utah State	74-72	W
D 23	Brown	90-65	W
J 5	at New Mexico	84-88	L
J 7	at UTEP	76-91	L
J 12	San Diego State	85-81	W
J 14	Hawaii	73-77	L
J 19	at Air Force (OT)	89-88	W
J 21	at Colorado State	84-69	W
J 24	Air Force	78-78	L
J 28	Wichita State	93-92	W
F 2	at Utah	86-90	L
F 4	at Miami (Fla.)	86-107	L
F 9	at San Diego St.	74-89	L
F 11	at Hawaii	66-68	L
F 14	UC-Berkeley	87-74	W
F 16	UTEP	84-76	W
F 18	New Mexico	90-79	W
F 23	at Wyoming	65-72	L
F 25	Utah	81-74	W
M 2	Wyoming	71-67	W
M 4	Colorado State	72-89	L
M 10	vs. Hawaii+	69-72	L

* Lapchick Tournament
 ^ Cougar Classic
 + WAC Tournament (SLC)

1989-90

Record: 21-9
 Conference: 11-5, T1st WAC
 Home: 16-0
 Road: 5-7
 Neutral: 0-2
 Postseason: 0-1 NCAA
 Long Win Streak: 10
 Long Loss Streak: 3
 Vs. Ranked Teams: 0-1
 Coach: Roger Reid

DATE	OPPONENT	SCORE	W/L
N 24	Siena	83-62	W
N 25	E. Washington	96-84	W
N 28	Weber State	81-65	W
N 30	Utah State	71-65	W
D 2	at Penn State	72-82	L
D 5	at Arizona State	65-64	W
D 8	North Texas*	97-68	W
D 9	UAB*	98-82	W
D 12	Utah State	69-68	W
D 21	Northwestern	69-68	W
D 23	at California	63-85	L
J 4	at Hawaii	71-80	L
J 6	at San Diego St.	63-60	W
J 11	UTEP (OT)	69-67	W
J 13	New Mexico	79-78	W
J 18	at Air Force	64-56	W
J 20	at Wyoming	65-60	W
J 25	Utah	65-49	W
J 27	Colorado State	67-52	W
F 1	San Diego State	75-58	W
F 3	Hawaii	68-65	W
F 7	at Tulsa	66-64	W
F 10	at Utah	73-89	L
F 15	at New Mexico	51-60	L
F 17	at UTEP	63-64	L
F 22	Wyoming	75-64	W

F 24	Air Force	67-42	W
M 1	at Colorado State	57-59	L
M 8	vs. Utah (OT)+	61-62	L
M 15	vs. No. 17 Clemson!#	47-49	L

! (win later vacated by the NCAA)
 * Cougar Classic
 + WAC Tournament (El Paso)
 # NCAA (Hartford)

1990-91

Record: 21-13
 Conference: 11-5, 2nd WAC
 Home: 10-6
 Road: 7-4
 Neutral: 4-3
 Postseason: 1-1 NCAA
 Long Win Streak: 5
 Long Loss Streak: 2
 Vs. Ranked Teams: 1-5
 Coach: Roger Reid

DATE	OPPONENT	SCORE	W/L
N 14	E. Tennessee St.*	80-83	L
N 24	Utah State	98-94	W
N 29	at Weber State	69-57	W
D 1	at Utah State	63-58	W
D 4	at La Salle	81-93	L
D 7	Eastern Kentucky ^	90-86	W
D 8	No. 17 St. John's ^	62-67	L
D 12	Arizona State	74-82	L
D 19	James Madison	84-66	W
D 21	Stetson	75-77	L
D 22	Tulsa	62-60	W
D 27	vs. No. 12 S. Carolina+	49-52	L
D 29	vs. Rutgers+	70-85	L
J 3	at San Diego State	73-61	W
J 5	at Hawaii	65-74	L
J 10	UTEP	83-67	W
J 12	New Mexico	72-65	W
J 17	at Colorado State	72-55	W
J 19	at Wyoming	80-86	L
J 25	Air Force	72-55	W
J 26	Wyoming	72-77	L
J 31	Colorado State	69-52	W
F 2	at UTEP	69-65	W
F 7	San Diego State	75-55	W
F 9	Hawaii	82-74	W
F 14	at New Mexico	83-76	W
F 16	at No 14 Utah	74-81	L
F 23	at Air Force	70-61	W
M 2	No. 9 Utah (OT)	71-72	L
M 7	vs. Colorado St.**	69-56	W
M 8	vs. Hawaii** (OT)	73-71	W
M 9	vs. No. 8 Utah** (OT)	51-49	W
M 14	vs. Virginia#	61-48	W
M 16	vs. No. 8 Arizona#	61-76	L

* Dodge NIT
 ^ Cougar Classic
 + Holiday Festival
 ** WAC Tournament (Laramie)
 # NCAA (SLC)

1991-92

Record: 25-7
 Conference: 12-4, T1st WAC
 Home: 14-1
 Road: 7-4
 Neutral: 4-2
 Postseason: 0-1 NCAA
 Long Win Streak: 7
 Long Loss Streak: 1
 Vs. Ranked Teams: 1-2
 Coach: Roger Reid

DATE	OPPONENT	SCORE	W/L
N 26	at Utah State	82-66	W
D 5	at Tulsa	102-86	W
D 7	at James Madison	66-63	W
D 13	Utah State*	93-77	W
D 14	Princeton*	65-59	W



LADELL ANDERSEN

Years: 1983-89 (6)
 Record: 114-71 (.616)

Andersen was BYU's head coach for six seasons and had a 114-71 record. He led the Cougars to four postseason tournaments, three NCAA and one NIT. He was the WAC Coach of the Year in 1987-88 and District VII Coach of the Year in 1985-86. Before coming to BYU, Andersen was the head coach at Utah State for 10 years, leading

the Aggies to five NCAA appearances. He also coached the Utah Stars of the ABA and compiled the best two-year mark in ABA history at 115-53. His Stars won the Western Division championship twice. Andersen later became a scout for the Utah Jazz.



ALL-TIME SEASON RESULTS

D 19	McNeese State	104-64	W
D 21	Weber State	81-68	W
D 28	vs. No. 11 Michigan ^	83-86	L
D 29	vs. Florida ^	79-73	W
J 4	Tennessee Tech	95-68	W
J 9	at UTEP	69-89	L
J 11	Colorado State	72-51	W
J 16	Wyoming	68-59	W
J 18	Air Force	66-45	W
J 23	at Wyoming	67-72	L
J 25	at Colorado St. (OT)	79-74	W
J 30	New Mexico	85-65	W
F 1	No. 19 UTEP	80-63	W
F 6	at San Diego St.	89-59	W
F 8	at Hawaii	83-87	L
F 13	at Air Force	68-60	W
F 15	La Salle	80-81	L
F 20	Utah	58-56	W
F 22	at New Mexico (OT)	84-95	L
F 27	Hawaii	81-64	W
F 29	San Diego State	98-78	W
M 3	Cal St Northridge	100-68	W
M 7	at Utah	87-73	W
M 12	vs. Air Force+	72-51	W
M 13	vs. Utah+	75-62	W
M 14	vs. UTEP+	73-71	W
M 19	vs. No. 25 LSU#	83-94	L

* Cougar Classic
 ^ Red Lobster (Orlando)
 + WAC Tournament (Fort Collins)
 # NCAA (Boise)

1992-93

Record: 25-9
 Conference: 15-3, T1st WAC
 Home: 13-1
 Road: 8-3
 Neutral: 4-5
 Postseason: 1-1 NCAA
 Long Win Streak: 13
 Long Loss Streak: 3
 Highest Rank: 21st AP
 Vs. Ranked Teams: 1-3
 Coach: Roger Reid

DATE	OPPONENT	SCORE	W/L
D 1	Arizona State	108-98	W
D 4	at Utah State	93-83	W
D 8	at Weber St. (OT)	77-83	L
D 11	Southern Utah*	108-62	W
D 12	Georgia*	74-64	W
D 18	Utah State	89-65	W
D 21	vs. No. 9 Oklahoma ^	76-75	W
D 22	vs. Memphis St. ^ (OT)	73-67	W
D 23	vs. No. 1 Duke ^	66-89	L
D 28	vs. Oregon+	70-76	L
D 29	vs. Oregon State+	79-93	L
J 2	UTEP	79-73	W
J 4	New Mexico	70-56	W
J 9	Utah	53-54	L
J 14	at Fresno State	72-57	W
J 16	at Air Force	103-68	W
J 21	San Diego State	76-64	W
J 23	Hawaii (OT)	84-80	W
J 28	at Colorado State	70-63	W
J 30	at Wyoming	77-64	W
F 4	Colorado State	81-57	W
F 6	Wyoming	75-62	W
F 11	at Hawaii	62-56	W
F 13	at San Diego State	80-73	W
F 18	Fresno State	90-74	W
F 20	Air Force	98-80	W
F 25	Sacramento State	128-78	W
F 27	at No. 11 Utah	83-89	L
M 4	at UTEP	84-63	W
M 6	at New Mexico	76-79	L
M 11	vs. Hawaii**	85-71	W
M 12	vs. New Mexico**	59-68	L
M 18	vs. SMU#	80-71	W
M 20	vs. No. 9 Kansas#	76-90	L

* Cougar Classic
 ^ Maui Invitational (Hawaii)
 + Far West Classic (Portland, Oregon)
 ** WAC Tournament (SLC)
 # NCAA (Chicago)

1993-94

Record: 22-10
 Conference: 12-6, 3rd WAC
 Home: 14-2
 Road: 5-6
 Neutral: 3-2
 Postseason: 1-1 NIT
 Long Win Streak: 6
 Long Loss Streak: 2
 Vs. Ranked Teams: 0-1
 Coach: Roger Reid

DATE	OPPONENT	SCORE	W/L
N 27	at Arizona State	95-106	L
D 3	vs. S. Carolina*	72-68	W
D 4	vs. No. 4 N. Carolina*	65-97	L
D 10	Nicholls State ^	111-96	W
D 11	Oklahoma Baptist ^	78-76	W
D 14	Utah State	78-65	W
D 17	Texas Tech	84-74	W
D 21	Weber State	92-79	W
D 28	W. Washington	106-74	W
J 3	at New Mexico	68-74	L
J 5	at UTEP	67-59	W
J 8	at Utah	64-62	W
J 13	Fresno State	73-65	W
J 15	Air Force	87-73	W
J 20	at San Diego St. (OT)	83-82	W
J 22	at Hawaii	66-69	L
J 27	Wyoming	82-66	W
J 29	Colorado State	79-66	W
F 3	at Wyoming	65-79	L
F 5	at Colorado St. (OT)	72-70	W
F 10	San Diego State	101-87	W
F 12	Hawaii	85-79	W
F 17	at Air Force	94-82	W
F 19	at Fresno State	68-73	L
F 26	Utah	73-70	W
M 3	New Mexico (OT)	82-84	L
M 5	UTEP	61-62	L
M 10	vs. Utah+	96-65	W
M 11	vs. Fresno State+	87-72	W
M 12	vs. Hawaii+	66-73	L
M 17	Arizona State#	74-67	W
M 22	at Fresno State#	66-68	L

* Tournament of Champions (Charlotte)
 ^ Cougar Classic
 + WAC Tournament (SLC)
 # NIT

1994-95

Record: 22-10
 Conference: 13-5, T2nd WAC
 Home: 14-0
 Road: 5-7
 Neutral: 3-3
 Postseason: 0-1 NCAA
 Long Win Streak: 7
 Long Loss Streak: 3
 Vs. Ranked Teams: 1-0
 Coach: Roger Reid

DATE	OPPONENT	SCORE	W/L
N 23	vs. Oklahoma St.*	69-59	W
N 25	vs. Louisville*	75-60	W
N 26	vs. Minnesota*	74-79	L
D 1	at Utah State	59-83	L
D 3	Nevada-Reno	96-80	W
D 6	Mississippi (OT)	74-68	W
D 9	Southern Utah ^	82-67	W
D 10	Northwestern St. ^	80-53	W
D 17	NE Louisiana	87-69	W
D 21	at Weber State	74-86	L
D 29	at San Jose State+	74-61	W

D 30	vs. Santa Clara+	76-55	W
J 3	Utah	64-57	W
J 7	at Air Force	89-68	W
J 9	at Fresno State	69-61	W
J 12	San Diego State	66-57	W
J 14	Hawaii	74-67	W
J 19	at Colorado State	72-80	L
J 21	at Wyoming	58-52	W
J 26	UTEP (OT)	95-89	W
J 28	New Mexico	81-63	W
F 2	at UTEP (OT)	85-88	L
F 4	at New Mexico	74-72	W
F 9	Colorado State	76-68	W
F 11	Wyoming	78-72	W
F 16	at Hawaii	70-73	L
F 18	at San Diego St.	52-58	L
F 23	Fresno State	81-59	W
F 25	Air Force	79-72	W
M 4	at Utah	79-87	L
M 9	vs. Colorado St.**	73-75	L
M 16	vs. Tulane#	70-76	L

* Great Alaska Shootout
 ^ Cougar Classic
 + Cable Car Classic (San Jose)
 ** WAC Tournament (Albuquerque)
 # NCAA (Memphis)

1995-96

Record: 15-13
 Conference: 9-9, 5th WAC
 Home: 11-4
 Road: 4-8
 Neutral: 0-1
 Long Win Streak: 4
 Long Loss Streak: 3
 Vs. Ranked Teams: 0-3
 Coach: Roger Reid

DATE	OPPONENT	SCORE	W/L
N 25	Boise State	86-71	W
N 28	at Nevada-Reno	77-79	L
D 2	at No. 8 Mississippi St.	74-79	L
D 5	Utah State	76-52	W
D 8	CS-Northridge*	99-74	W
D 9	Louisiana Tech*	74-64	W
D 12	Weber State	91-86	W
D 22	at Texas Tech	71-81	L
D 28	Morgan State	110-69	W
J 2	at No. 15 Utah	77-83	L
J 8	Air Force	68-64	W
J 10	Fresno State	97-84	W
J 13	at San Diego State	76-83	L
J 15	at Hawaii	78-77	W
J 18	Wyoming	84-75	W
J 20	Colorado State	76-78	L
J 25	at New Mexico	77-83	L
J 27	at UTEP	90-82	W
F 1	New Mexico	81-88	L
F 3	UTEP	82-71	W
F 8	at Colorado St.	76-81	L

F 10	at Wyoming	81-71	W
F 15	San Diego State	81-68	W
F 17	Hawaii	89-94	L
F 22	at Air Force	80-66	W
F 24	at Fresno State	83-95	L
M 2	No. 10 Utah	85-96	L
M 7	vs. Colorado St.+	84-100	L

* Cougar Classic
 + WAC Tournament (Albuquerque)

1996-97

Record: 1-25
 Conference: 0-16, 8th WAC
 Home: 1-13
 Road: 0-12
 Long Win Streak: 1
 Long Loss Streak: 21
 Vs. Ranked Teams: 0-5
 Coach: Roger Reid/Tony Ingle

DATE	OPPONENT	SCORE	W/L
N 22	Cal St.-Fullerton	67-75	L
N 26	at Washington	44-95	L
N 30	Pacific	58-80	L
D 4	at Weber State	80-97	L
D 10	Utah State	64-61	W
D 13	Boise State*	58-65	L
D 14	Houston*	69-89	L
D 21	at Georgia	65-84	L
D 27	at Penn State	53-75	L
D 31	San Diego St. (OT)	86-89	L
J 4	at Wyoming	61-89	L
J 11	No. 9 Utah	51-61	L
J 16	at TCU	61-101	L
J 18	at SMU	50-75	L
J 23	Rice	59-62	L
J 25	No. 24 Tulsa	56-72	L
F 1	at UTEP	49-75	L
F 3	at No. 13 New Mexico	32-74	L
F 6	at No. 5 Utah	49-85	L
F 8	Wyoming	60-72	L
F 13	TCU	80-92	L
F 15	Southern Methodist	62-74	L
F 20	at Tulsa	65-80	L
F 22	at Rice	44-68	L
F 27	No. 11 New Mexico	48-90	L
M 1	UTEP	76-81	L

* Cougar Classic

1997-98

Record: 9-21
 Conference: 4-10, 6th WAC
 Home: 4-10
 Road: 4-9
 Neutral: 1-2
 Long Win Streak: 2
 Long Loss Streak: 9
 Vs. Ranked Teams: 1-3
 Coach: Steve Cleveland



ROGER REID

Years: 1989-1996 (8)
 Record: 152-77 (.664)

Reid achieved six 20-win seasons while at BYU compiling a 152-77 record, which is the highest winning percentage ever for a BYU coach. He took the Cougars to six postseason tournaments, five NCAA and one NIT. His teams won three WAC titles and two WAC Tournaments. Reid was WAC Coach of the Year and District Coach of the Year during his first

year as head coach in 1989-90. He was an assistant coach for 11 years before taking over the team in 1989. Reid went on to serve as an assistant coach with the Phoenix Suns.



DATE	OPPONENT	SCORE	W/L
N 14	at San Diego St.	73-59	W
N 19	Washington State	49-78	L
N 21	Oregon	67-74	L
N 29	at Utah State	69-72	L
D 2	Penn State	50-80	L
D 6	at Boise State	67-83	L
D 9	Washington	68-83	L
D 12	Weber State*	83-70	W
D 13	Pepperdine*	53-52	W
D 22	at California	64-68	L
D 27	at Hawaii	53-73	L
D 28	vs. Virginia	54-72	L
D 29	vs. Ohio State	72-65	W
J 5	at Tulsa	57-53	W
J 10	No. 3 Utah	61-71	L
J 15	Wyoming	60-41	W
J 17	Colorado State	44-55	L
J 22	at UNLV	63-76	L
J 24	at Air Force	61-80	L
J 29	No. 14 New Mexico	54-72	L
J 31	UTEP	59-68	L
F 5	at No. 5 Utah	68-83	L
F 7	Tulsa	59-65	L
F 12	at Colorado State	74-83	L
F 14	at Wyoming	54-77	L
F 19	Air Force	79-60	W
F 21	UNLV	76-84	L
F 26	at No. 16 New Mexico	83-62	W
F 28	at UTEP (3OT)	76-75	W
M 3	vs. Tulsa+	56-59	L

* Cougar Classic
+ WAC Tournament (Las Vegas)

1998-99

Record: 12-16
Conference: 6-8, 5th WAC
Home: 9-5
Road: 2-10
Neutral: 1-1
Long Win Streak: 3
Long Loss Streak: 4
Vs. Ranked Teams: 0-5
Coach: Steve Cleveland

DATE	OPPONENT	SCORE	W/L
N 13	Wofford	73-67	W
N 19	at Weber State	80-83	L
N 23	at Auburn	43-62	L
N 28	No. 11 Arizona (OT)	74-78	L

D 1	Denver	89-71	W
D 5	at Oregon	62-93	L
D 8	at Washington St.	69-70	L
D 11	Louisiana Tech*	76-68	W
D 12	CS-Northridge*	84-78	W
D 19	California	70-71	L
D 22	at UC-Irvine	75-82	L
J 2	Utah State	61-59	W
J 9	at Utah	54-75	L
J 14	at San Diego State	83-76	W
J 16	at Hawaii	60-59	W
J 21	San Jose State	75-44	W
J 23	Fresno State	75-79	L
J 28	at UTEP	72-87	L
J 30	at No. 12 New Mexico	68-78	L
F 6	No. 20 Utah	46-71	L
F 11	Hawaii	81-68	W
F 13	San Diego State	93-76	W
F 18	at Fresno State	71-80	L
F 20	at San Jose St. (OT)	74-76	L
F 25	No. 21 New Mexico	64-85	L
F 27	UTEP	85-64	W
M 2	vs. TCU+	90-74	W
M 4	vs. No. 8 Utah+	62-81	L

* Cougar Classic
+ WAC Tournament (Las Vegas)

1999-2000

Record: 22-11
Conference: 7-7, 6th MWC
Home: 14-2
Road: 6-9
Neutral: 2-0
Postseason: 2-1 NIT
Long Win Streak: 5
Long Loss Streak: 2
Vs. Ranked Teams: 0-2
Coach: Steve Cleveland

DATE	OPPONENT	SCORE	W/L
N 20	Cal St.-Riverside	91-62	W
N 24	Southern Utah	92-66	W
D 1	at No. 4 Arizona	62-86	L
D 4	at Denver	81-58	W
D 7	Arizona State	78-67	W
D 10	Texas Southern*	76-61	W
D 11	Weber State*	66-53	W
D 18	S. Carolina State	76-43	W
D 21	at South Alabama	63-64	L
D 23	at Fla. Int. (OT)	83-75	W

D 29	at CS-Santa Barb.	57-48	W
J 5	UC-Irvine	77-66	W
J 8	at Utah State	82-73	W
J 10	at UNLV	77-75	W
J 15	Utah	49-56	L
J 20	Wyoming	87-78	W
J 22	Colorado State	68-47	W
J 27	at Air Force	55-60	L
J 29	at New Mexico	69-78	L
F 3	at San Diego State	72-50	W
F 12	at No. 21 Utah	62-77	L
F 17	New Mexico	74-78	L
F 19	UNLV	83-82	W
F 24	at Colorado State	54-68	L
F 26	at Wyoming	70-85	L
M 2	Air Force	73-52	W
M 4	San Diego State	67-50	W
M 9	vs. New Mexico ^	55-43	W
M 10	vs. Utah ^	58-54	W
M 11	at UNLV ^	56-79	L
M 15	Bowling Green+	81-54	W
M 20	So. Illinois+	82-57	W
M 22	at Notre Dame+	52-64	L

* Cougar Classic
^ MWC Tournament (Las Vegas)
+ NIT

2000-01

Record: 24-9
Conference: 10-4, T1st MWC
Home: 15-0
Road: 4-6
Neutral: 5-3
Postseason: 0-1 NCAA
Long Win Streak: 6
Long Loss Streak: 2
Coach: Steve Cleveland

DATE	OPPONENT	SCORE	W/L
N 21	Elon College	100-63	W
N 25	UC Santa Barbara	67-53	W
N 30	at San Francisco	70-80	L
D 2	at Arizona State	52-80	L
D 7	Florida Intl.	78-50	W
D 9	vs. Rice	59-49	W
D 14	Southern Utah	58-52	W
D 16	Utah State	69-67	W
D 21	vs. Boise State*	83-67	W
D 22	vs. Iowa St.*	71-77	L
D 23	vs. USC*	67-70	L
D 28	at Weber State	84-75	W
D 30	South Alabama	64-42	W
J 2	Idaho	75-47	W
J 6	Texas A&M Corpus C.	84-68	W
J 13	San Diego State	79-50	W
J 15	UNLV	91-63	W
J 20	at Colorado State	55-60	L
J 22	at Wyoming	78-85	L
J 29	Utah	69-61	W
F 1	Air Force	62-45	W
F 3	New Mexico	65-49	W
F 10	at UNLV	56-68	L
F 12	at San Diego State	69-66	W
F 15	Wyoming	79-63	W
F 17	Colorado State	68-51	W
F 24	at Utah	75-82	L
M 1	at New Mexico	72-67	W
M 3	at Air Force	51-50	W
M 8	vs. Air Force ^	69-54	W
M 9	vs. Wyoming ^	77-66	W
M 10	vs. New Mexico ^	69-65	W
M 15	vs. Cincinnati#	59-84	L

* Yahoo Sports Invitational (Laie, HI)
^ MWC Tournament (Las Vegas) - Champion
NCAA (San Diego)

2001-02

Record: 18-12
Conference: 7-7, T4th MWC
Home: 16-0

Road: 1-11
Neutral: 1-1
Postseason: 1-1 NIT
Long Win Streak: 8
Long Loss Streak: 3
Coach: Steve Cleveland


DATE	OPPONENT	SCORE	W/L
N 17	at Univ. of San Diego	70-59	W
N 24	Arizona State	82-70	W
N 28	at UC Santa Barbara	58-68	L
D 1	at Utah State (OT)	81-90	L
D 5	Weber State	65-47	W
D 8	Creighton	61-52	W
D 12	Fort Lewis	101-53	W
D 15	Idaho	70-48	W
D 22	vs. No. 13 Stanford*	81-76	W
D 27	CS Northridge	84-70	W
D 29	Southern Utah	79-58	W
J 2	San Francisco	65-51	W
J 5	at Pepperdine (OT)	79-82	L
J 12	San Diego State	75-64	W
J 15	UNLV	60-47	W
J 19	at New Mexico	58-73	L
J 21	at Air Force	64-74	L
J 28	at Utah	66-71	L
F 2	Wyoming	85-70	W
F 4	Colorado State	57-52	W
F 9	at UNLV	70-73	L
F 11	at San Diego State	73-77	L
F 16	New Mexico	68-62	W
F 18	Air Force	67-51	W
F 23	Utah	63-61	W
F 28	at Wyoming	60-76	L
M 2	at Colorado State (OT)	75-79	L
M 7	vs. San Diego State ^	51-62	L
M 14	UC Irvine +	78-55	W
M 20	at Memphis +	69-80	L

* Las Vegas Showdown
^ MWC Tournament (Las Vegas)
+ NIT

2002-03

Record: 23-9
Conference: 11-3, T1st MWC
Home: 13-1
Road: 6-5
Neutral: 4-3
Postseason: 0-1 NCAA
Long Win Streak: 5
Long Loss Streak: 2
Vs. Ranked Teams: 0-2
Coach: Steve Cleveland

DATE	OPPONENT	SCORE	W/L
N 22	vs. Toledo*	71-56	W
N 23	vs. Kansas State*	73-64	W
N 25	vs. St. Bonaventure*	66-57	W
N 30	Rice	95-56	W
D 4	at Arizona State	64-60	W
D 7	at Creighton	64-74	L
D 11	San Diego	64-49	W
D 14	Utah State	66-56	W
D 21	UC Santa Barbara	69-56	W
D 23	at San Francisco	72-84	L
D 28	Southern Utah	93-60	W
J 2	Pepperdine	84-68	W
J 4	vs. Oklahoma State+	65-78	L
J 8	at Weber State	69-75	L
J 11	Idaho State	77-58	W
J 16	UNLV	85-77	W
J 20	at San Diego State	80-69	W
J 25	Utah	75-79	L
F 1	New Mexico	80-64	W
F 3	Air Force	65-33	W
F 8	at Wyoming	74-66	W
F 10	at Colorado State	77-68	W
F 14	at UNLV	54-61	L
F 17	San Diego State	66-64	W
F 24	at No. 23 Utah	64-71	L



STEVE CLEVELAND

Years: 1997-2005 (8)
Record: 138-108 (.561)

Having rebuilt a BYU basketball program that had a 1-25 record prior to his arrival, Cleveland achieved a conference title in his fourth season and guided BYU to five consecutive postseason tournaments. Coming off his second conference championship in 2003, Cleveland was named the MWC Coach of the Year after his team finished 23-9 and

earned an NCAA Tournament berth. With its invitation in 2004, BYU competed in three NCAA Tournaments under Cleveland (2001, 2003, 2004). In 2000-01, BYU finished 24-9 while earning its first conference tournament title since 1992, its first regular-season championship since 1993 and its first NCAA bid since 1995. In 2001-02, Cleveland's team upset No. 13 Stanford, and during 2003-04 the Cougars upset then No. 25 Oklahoma State, who went on to win the Big 12 title and advance to the NCAA Final Four. He left BYU ranked fourth all-time in coaching victories and second all-time in Marriott Center wins. He is currently the head coach at Fresno State.



ALL-TIME SEASON RESULTS

M 1 at Air Force 56-43 W
 M 3 at New Mexico 91-81 W
 M 6 Wyoming 69-50 W
 M 8 Colorado State 67-55 W
 M 13 vs. New Mexico ^ 71-56 W
 M 14 vs. Colorado State ^ (OT) 80-86 L
 M 20 vs. No. 23 Connecticut# 53-58 L

* Paradise Jam Tournament (Virgin Islands)
 + All-College Classic (Oklahoma City)
 ^ MWC Tournament (Las Vegas)
 # NCAA (Spokane, Wash.)

2003-04

Record: 21-9
 Conference: 10-4, 2nd MWC
 Home: 13-0
 Road: 5-7
 Neutral: 3-2
 Postseason: 0-1 NCAA
 Long Win Streak: 9
 Long Loss Streak: 3
 Vs. Ranked Teams: 1-1
 Coach: Steve Cleveland

DATE	OPPONENT	SCORE	W/L
N 21	Southern Utah	88-54	W
N 26	at California	46-47	L
N 29	Utah Valley State	84-65	W
D 2	at Boise State	75-69	W
D 6	vs. No. 25 Oklahoma St.+	76-71	W
D 10	Western Oregon	92-56	W
D 13	Southern California	85-61	W
D 20	Weber State	86-65	W
D 23	at Utah State	74-76	L
D 29	vs. Idaho State*	90-66	W
D 30	at Santa Clara*	68-66	W
J 2	St. Mary's College (Calif.)	70-55	W
J 7	at North Carolina State	62-89	L
J 12	at San Diego State	61-65	L
J 17	Colorado State	82-53	W
J 19	Wyoming	78-64	W
J 24	at Air Force	52-74	L
J 26	at New Mexico	63-65	L
J 31	at Utah	56-64	L
F 7	UNLV	64-61	W
F 9	San Diego State (OT)	83-69	W
F 14	at Wyoming	67-53	W
F 16	at Colorado State	79-73	W
F 21	New Mexico	88-71	W
F 23	Air Force	67-61	W
M 1	Utah	70-57	W
M 6	at UNLV	89-88	W
M 11	vs. Wyoming ^	79-74	W
M 12	vs. Utah ^	51-54	L
M 18	vs. No. 20 Syracuse#	75-80	L

+ Played at Delta Center, Salt Lake City
 * Cable Car Classic (Santa Clara)
 ^ MWC Tournament (Denver)
 # NCAA Tournament (Denver)

2004-05

Record: 9-21
 Conference: 3-11, T7th MWC
 Home: 6-8
 Road: 2-9
 Neutral: 1-4
 Long Win Streak: 3
 Long Loss Streak: 5
 Vs. Ranked Teams: 0-4
 Coach: Steve Cleveland

DATE	OPPONENT	SCORE	W/L
N 22	vs. No. 4 North Carolina*	50-86	L
N 23	vs. Stanford*	53-62	L
N 24	at Chaminade*	77-56	W
N 27	California	64-67	L
D 1	at Utah State	57-71	L
D 4	at USC	82-87	L
D 8	Boise State	90-77	W
D 11	vs. Washington State+	46-49	L

D 18 Utah State 62-84 L
 D 21 No. 16 N.C. State 61-72 L
 D 23 at Weber State 79-61 W
 D 28 Southern Utah 77-52 W
 D 31 Santa Clara 87-74 W
 J 4 at Saint Mary's 51-72 L
 J 8 San Diego State 57-59 L
 J 11 MSU-Billings 110-70 W
 J 15 at Colorado State 67-74 L
 J 17 at Wyoming 71-83 L
 J 22 Air Force 49-52 L
 J 24 New Mexico 68-53 W
 J 31 No. 25 Utah 58-72 L
 F 5 at UNLV (OT) 82-72 W
 F 7 at San Diego State 58-66 L
 F 12 Wyoming 58-59 L
 F 14 Colorado State 50-49 W
 F 19 at New Mexico 72-91 L
 F 21 at Air Force 39-70 L
 F 26 at No. 13 Utah 60-69 L
 M 5 UNLV 66-76 L
 M 10 vs. New Mexico ^ 71-85 L

* EA SPORTS Maui Invitational
 + Played at Delta Center, Salt Lake City
 ^ MWC Tournament (Denver)

2005-06

Record: 20-9
 Conference: 12-4, T2nd MWC
 Home: 14-1
 Road: 5-7
 Neutral: 1-1
 Postseason: 0-1 NIT
 Long Win Streak: 6
 Long Loss Streak: 2
 Coach: Dave Rose

DATE	OPPONENT	SCORE	W/L
N 18	Loyola Marymount	71-83	L
N 22	at Wash. St. (in Spokane)	76-68	W
N 26	Southern Utah	86-61	W
N 30	vs. Lamar+	97-74	W
D 3	at USC	68-74	L
D 7	Boise State	80-77	W
D 10	Northern Kentucky	65-46	W
D 17	Weber State	80-54	W
D 22	at Utah State	80-91	L
D 27	Eastern Washington	97-66	W
D 30	Tulsa	68-49	W
J 5	at Air Force	59-75	L
J 7	Utah	72-60	W
J 11	at UNLV	72-82	L
J 18	Wyoming	80-67	W
J 21	at San Diego St.	88-61	L
J 25	TCU (OT)	89-80	W
J 28	at Colorado State	86-84	W
F 1	at New Mexico	77-71	W
F 4	Air Force	65-59	W
F 8	at Utah	79-60	L
F 11	UNLV	75-72	W
F 18	at Wyoming	74-68	W
F 22	San Diego State	100-90	W
F 25	at TCU	81-72	W
M 1	Colorado State	77-69	W
M 4	New Mexico	76-68	W
M 9	vs. Utah ^	70-74	L
M 15	at Houston+	67-77	L

+ Played at Delta Center, Salt Lake City
 ^ MWC Tournament (Denver)
 + NIT

2006-07

Record: 25-9
 Conference: 13-3, 1st MWC
 Home: 17-0
 Road: 6-7
 Neutral: 2-2
 Postseason: 0-1 NCAA
 Long Win Streak: 8

Long Loss Streak: 2
 Highest Rank: 21st AP
 Final Rank: 24th AP
 Vs. Ranked Teams: 3-3
 Coach: Dave Rose

DATE	OPPONENT	SCORE	W/L
N 15	at No. 5 UCLA	69-82	L
N 18	Idaho State (OT)	84-78	W
N 22	Portland	79-50	W
N 24	Southern Utah	80-61	W
N 29	at Boise State	68-72	L
D 2	at Weber State (OT)	73-69	W
D 6	San Jose State	81-69	W
D 9	vs. No. 25 Michigan St.+	61-76	L
D 13	at Lamar (OT)	77-86	L
D 16	Utah State	75-62	W
D 22	Western Oregon	102-40	W
D 28	Liberty*	73-59	W
D 29	Oral Roberts*	72-62	W
D 30	Seton Hall*	77-68	W
J 6	San Diego State	80-58	W
J 10	TCU	89-65	W
J 13	at UNLV	75-83	L
J 16	Wyoming	89-81	W
J 20	at Colorado State	78-90	L
J 24	at New Mexico	70-49	W
J 27	No. 13 Air Force	61-52	W
J 31	at Utah	76-66	W
F 3	No. 25 UNLV	90-63	W
F 6	at Wyoming	77-73	W
F 10	at TCU	85-72	W
F 14	New Mexico	96-83	W
F 21	Colorado State	76-67	W
F 24	at San Diego State	74-86	L
F 27	at No. 20 Air Force	62-58	W
M 3	Utah	85-62	W
M 8	vs. TCU ^	77-64	W
M 9	vs. Wyoming ^	96-84	W
M 10	at No. 25 UNLV ^	70-78	L
M 15	vs. Xavier#	77-79	L

+ Played at The Palace of Auburn Hills (Mich.)
 * BYU Holiday Classic
 ^ MWC Tournament (Las Vegas)
 # NCAA Tournament (Lexington, Ky.)

2007-08

Record: 27-8
 Conference: 14-2, 1st MWC
 Home: 16-0
 Road: 8-5
 Neutral: 3-3

Postseason: 0-1 NCAA
 Long Win Streak: 9
 Long Loss Streak: 2
 Highest Rank: 20th AP
 Vs. Ranked Teams: 1-2
 Coach: Dave Rose


DATE	OPPONENT	SCORE	W/L
N 10	at Long Beach State	74-34	W
N 14	Idaho State	90-69	W
N 16	Jackson State*	100-61	W
N 20	Hartford*	97-73	W
N 23	vs. No. 6 Louisville*	78-76	W
N 24	vs. No. 1 N. Carolina*	63-73	L
D 1	at Portland	78-54	W
D 5	Weber State	72-57	W
D 8	vs. No. 9 Michigan St.+	61-68	L
D 12	Lamar	88-66	W
D 15	Pepperdine	86-67	W
D 21	Southern Utah	70-55	W
D 29	at Boise State	70-73	L
J 3	Loyola Marymount	91-62	W
J 8	at Wake Forest	62-79	L
J 12	Colorado State	92-73	W
J 15	at UNLV	41-70	L
J 19	at Utah	55-52	W
J 23	San Diego State	59-56	W
J 26	New Mexico	83-66	W
J 30	at Air Force	69-53	W
F 2	at Wyoming	73-63	W
F 6	TCU	83-72	W
F 13	at Colorado State	79-65	W
F 16	UNLV	74-48	W
F 20	Utah	67-59	W
F 23	at San Diego State	65-69	L
F 26	at New Mexico (OT)	70-69	W
M 1	Air Force	76-57	W
M 5	Wyoming	78-61	W
M 8	at TCU	61-54	W
M 13	vs. Colorado State ^	89-62	W
M 14	vs. San Diego State ^	63-54	W
M 15	at UNLV ^	61-76	L
M 20	vs. Texas A&M#	62-67	L

*Las Vegas Invitational
 + Played at EnergySolutions Arena (SLC)
 ^ MWC Tournament (Las Vegas)
 #NCAA Tournament (Anaheim, Calif.)

DAVE ROSE

Years: 2005-Present (3)
 Record: 72-26 (.735)

Dave Rose has guided BYU to three consecutive 20-win seasons and the program's first back-to-back appearances in the top-25 polls since 1981 and 1982. Rose coached last year's team to a 27-8 overall record and the MWC regular-season title (14-2), the second-straight outright league championship for the Cougars. With a 72-26 record, Rose has produced



a three-year resume that is nearly unmatched. In fact, only eight other coaches have ever won more games in their first three seasons at the Division I level. The only BYU men's basketball coach to ever win top conference coaching honors in back-to-back seasons, Rose was named MWC Coach of the Year in each of his first two seasons and earned USBWA District VIII Coach of the Year accolades as well as honorable mention for National Coach of the Year by Scout.com in 2006.



YEAR-BY-YEAR TEAM STATISTICS

YEAR	GMS	MINUTES	FG	FGA	FG%	3 FG	3 FGA	3 FG%	FT	FTA	FT%	O-RB	D-RB	TOTAL REB.	RB AVG	PF	FO
1948-49	34		837						442	654	0.676					607	
1949-50	34		670	1977	0.339				420	668	0.629					563	
1950-51	37		920	2611	0.352				597	902	0.660			1457	39.4	709	25
1951-52	24		576	1756	0.328				299	482	0.620			901	37.5	442	15
1952-53	30		743		0.330				566		0.660			1392	46.4	558	22
1953-54	28		697		0.330				529		0.610			1335	47.7	539	9
1954-55	26		685	2104	0.326				522	808	0.646			1268	48.8	521	
1955-56	26		735	2032	0.362				536	770	0.696			1451	55.8	473	20
1956-57	28		688	1956	0.352				609	831	0.733			1230	43.9	508	18
1957-58	26		646	1731	0.373				405	650	0.623			1279	49.2	513	22
1958-59	26		751	1822	0.412				436	698	0.625			1402	53.9	470	22
1959-60	25		630	1653	0.381				416	613	0.679			1168	46.7	459	18
1960-61	26		736	1790	0.411				451	670	0.673			1255	48.3	524	
1961-62	26		725	1910	0.380				390	604	0.646			1293	49.7	530	
1962-63	26		745	1825	0.408				495	701	0.706			1273	49.0	596	
1963-64	25		775	1775	0.437				424	605	0.701			1220	48.8	508	
1964-65	28		1014	2122	0.478				611	825	0.741			1457	52.0	584	
1965-66	25		946	1898	0.498				496	693	0.720			1346	53.8	488	
1966-67	24		762	1550	0.492				436	644	0.678			1117	46.5	519	
1967-68	25		787	1803	0.436				490	720	0.681			1276	51.0	498	
1968-69	28		903	2029	0.445				519	785	0.661			1438	51.4	574	
1969-70	26		812	1859	0.437				472	718	0.657			1369	52.7	534	
1970-71	29		918	1933	0.475				565	805	0.702			1352	46.6	403	
1971-72	26		801	1659	0.483				526	736	0.715			1206	46.4	435	12
1972-73	26		822	1701	0.483				428	594	0.721			1240	47.7	365	
1973-74	26		788	1730	0.455				439	581	0.756			1137	43.7	492	12
1974-75	26		819	1725	0.475				424	613	0.692			1119	43.0	552	24
1975-76	26		805	1722	0.467				405	585	0.692			1162	44.7	572	31
1976-77	27		800	1706	0.469				413	571	0.723			1071	39.7	579	24
1977-78	30		957	1974	0.485				515	725	0.710			1126	37.5	640	39
1978-79	28		940	1778	0.529				501	717	0.699			1176	42.0	587	29
1979-80	29		955	1830	0.522				511	722	0.708			1224	42.2	543	21
1980-81	32		960	1954	0.491				600	840	0.714			1366	42.7	591	29
1981-82	30		697	1511	0.461				491	689	0.712			1118	37.2	507	14
1982-83	29		761	1652	0.461				492	687	0.716			1111	38.3	560	27
1983-84	31		896	1762	0.509				641	855	0.75			1076	34.7	624	17
1984-85	29		821	1773	0.463				533	789	0.676			1048	36.1	671	29
1985-86	32		897	1917	0.468				534	769	0.694			1171	36.6	654	22
1986-87	32		965	1972	0.489	127	318	0.399	577	773	0.746			1186	37.1	673	15
1987-88	32		976	1839	0.531	146	323	0.452	637	835	0.763			1160	36.3	597	15
1988-89	29		838	1675	0.500	135	359	0.376	527	647	0.815			968	33.4	574	14
1989-90	30		739	1482	0.499	140	311	0.450	492	684	0.719			925	30.8	584	21
1990-91	34		876	1796	0.488	121	303	0.399	581	825	0.704	348	811	1257	37.0	660	18
1991-92	32		877	1762	0.498	214	497	0.431	599	813	0.737	302	760	1176	36.8	621	20
1992-93	34	6875	948	1905	0.498	161	443	0.363	697	909	0.767	405	837	1324	38.9	721	15
1993-94	32	6453	876	1779	0.492	141	444	0.318	647	880	0.735	330	741	1185	37.0	691	21
1994-95	32	6481	809	1743	0.464	170	486	0.350	617	798	0.773	338	693	1124	35.1	601	22
1995-96	28	5602	802	1690	0.475	112	335	0.334	587	767	0.765	307	652	1061	37.9	599	
1996-97	26	5218	578	1453	0.398	99	379	0.261	292	453	0.645	246	483	824	31.7	505	18
1997-98	30	6081	589	1571	0.375	194	638	0.304	534	749	0.713	328	620	1060	35.3	638	
1998-99	28	5650	671	1487	0.451	176	474	0.371	491	677	0.725	254	659	913	32.6	585	28
1999-2000	33	6624	795	1725	0.461	192	515	0.373	546	784	0.696	299	819	1118	33.9	640	15
2000-01	33	6600	744	1620	0.459	185	485	0.381	651	835	0.780	292	760	1052	31.9	691	23
2001-02	30	6076	711	1514	0.470	170	428	0.397	523	688	0.760	265	735	1000	33.3	561	18
2002-03	32	6425	765	1654	0.463	194	517	0.375	575	762	0.755	353	781	1134	35.4	688	23
2003-04	30	6025	764	1571	0.486	171	487	0.351	501	692	0.724	316	701	1017	33.9	566	14
2004-05	30	6025	690	1648	0.419	211	583	0.362	381	530	0.719	347	670	1017	33.9	551	10
2005-06	29	5925	782	1692	0.462	202	521	0.388	443	620	0.715	325	699	1024	35.3	582	12
2006-07	34	6876	972	1981	0.491	265	617	0.415	454	688	0.660	414	859	1273	37.4	662	13
2007-08	35	7025	906	1970	0.460	285	764	0.373	483	737	0.655	365	986	1351	38.6	618	12



YEAR-BY-YEAR TEAM STATISTICS

YEAR	ASSTS	TO	BLOCKS	STEALS	POINTS	PPG	WINS	LOSS	WIN %	CONF. WINS	CONF. LOSS	PLACE, CONF.	NCAA/NIT	RECORD
1948-49					2116	58.8	21	13	0.618	12	8	4th, SC		
1949-50					1760	55.0	22	12	0.647	14	6	1st, SC	NCAA	1-1
1950-51	405				2416	65.3	28	9	0.757	15	5	1st, SC	NCAA/NIT	1-2/3-0*
1951-52	171				1451	60.4	14	10	0.583	9	5	2nd, SC		
1952-53					2052	68.5	22	8	0.733	11	3	2nd, SC	NIT	0-1
1953-54					1923	68.6	18	11	0.621	9	5	3rd, SC	NIT	0-1
1954-55					1892	72.8	13	13	0.500	10	4	2nd, SC		
1955-56					2006	77.2	18	8	0.692	10	4	2nd, SC		
1956-57					1985	70.1	19	9	0.679	11	3	1st, SC	NCAA	1-1
1957-58					1697	65.3	12	14	0.462	9	5	T2nd, SC		
1958-59					1965	75.6	15	11	0.577	8	6	4th, SC		
1959-60					1676	67.0	8	17	0.320	5	9	5th, SC		
1960-61					1923	74.0	15	11	0.577	9	5	3rd, SC		
1961-62					1834	70.5	10	16	0.385	5	9	4th, SC		
1962-63					1985	76.3	12	14	0.462	6	4	2nd, WAC		
1663-64					1974	79.0	13	12	0.520	5	5	3rd, WAC		
1964-65					2639	94.3	21	7	0.750	8	2	1st, WAC	NCAA	0-2
1965-66					2388	95.5	20	5	0.800	6	4	2nd, WAC	NIT	3-0*
1966-67					1960	81.7	14	10	0.583	8	2	T1st, WAC		
1967-68					2064	85.6	13	12	0.52	4	6	T4th, WAC		
1968-69					2325	83.0	16	12	0.571	6	4	T1st, WAC	NCAA	0-1
1969-70					2096	80.6	8	18	0.308	4	10	7th, WAC		
1970-71					2401	82.8	18	11	0.621	10	4	1st, WAC	NCAA	1-2
1971-72					2128	81.8	21	5	0.808	12	2	1st, WAC	NCAA	0-1
1972-73					2068	79.5	19	7	0.731	9	5	T2nd, WAC		
1973-74					2015	77.5	11	15	0.423	6	8	6th, WAC		
1974-75					2062	79.3	12	14	0.462	5	9	6th, WAC		
1975-76	445				2015	77.5	12	14	0.462	6	8	T5th, WAC		
1976-77	444				2013	74.6	12	15	0.444	4	10	7th, WAC		
1977-78	565	475	70	168	2429	81.0	12	18	0.400	6	8	T4th, WAC		
1978-79	540	489	97	172	2381	85.0	20	8	0.714	10	2	1st, WAC	NCAA	0-1
1979-80	560	450	103	144	2421	83.5	24	5	0.828	13	1	1st, WAC	NCAA	0-1
1980-81	542	476	117	157	2520	78.8	25	7	0.781	12	4	3rd, WAC	NCAA	3-1
1981-82	450	444	90	127	1885	62.8	17	13	0.567	9	7	T4th, WAC	NIT	0-1
1982-83	445	394	133	173	2014	69.4	15	14	0.517	11	5	T1st, WAC		
1983-84	495	444	75	196	2433	78.5	20	11	0.645	12	4	2nd, WAC	NCAA	1-1
1984-85	438	364	64	183	2175	75.0	15	14	0.517	9	7	T3rd, WAC		
1985-86	496	452	102	187	2328	72.8	18	14	0.563	11	5	4th, WAC	NIT	2-1
1986-87	540	423	109	201	2634	82.3	21	11	0.656	12	4	2nd, WAC	NCAA	0-1
1987-88	597	442	86	205	2735	85.5	26	6	0.813	13	3	1st, WAC	NCAA	1-1
1988-89	438	392	25	175	2338	80.6	14	15	0.483	7	9	5th, WAC		
1989-90	467	369	47	191	2110	70.3	21	9	0.700	11	5	T1st, WAC	NCAA	0-1
1990-91	565	473	246	175	2454	72.2	21	13	0.618	11	5	2nd, WAC	NCAA	1-1
1991-92	564	451	94	219	2567	80.2	25	7	0.781	12	4	T1st, WAC	NCAA	0-1
1992-93	613	566	127	214	2754	81.0	25	9	0.735	15	3	T1st, WAC	NCAA	1-1
1993-94	482	474	108	219	2540	79.4	22	10	0.688	12	6	3rd, WAC	NIT	1-1
1994-95	498	448	99	225	2405	75.2	22	10	0.688	13	5	T2nd, WAC	NCAA	0-1
1995-96	479	386	71	185	2303	82.3	15	13	0.536	9	9	5th, WAC		
1996-97	316	425	53	147	1547	59.5	1	25	0.038	0	16	8th, WAC Mtn		
1997-98	355	486	72	194	1906	63.5	9	21	0.300	4	10	6th, WAC Mtn		
1998-99	359	484	87	188	2009	71.8	12	16	0.429	6	8	5th, WAC Pac		
1999-2000	478	453	73	236	2328	70.5	22	11	0.667	7	7	6th, MWC	NIT	2-1
2000-01	414	454	108	203	2324	70.4	24	9	0.727	10	4	T1st, MWC	NCAA	0-1
2001-02	420	412	92	158	2115	70.5	18	12	0.600	7	7	T4th, MWC	NIT	1-1
2002-03	428	436	82	222	2299	71.8	23	9	0.719	11	3	T1st, MWC	NCAA	0-1
2003-04	445	409	98	208	2200	73.3	21	9	0.700	10	4	2nd, MWC	NCAA	0-1
2004-05	370	439	104	183	1972	65.7	9	21	0.429	3	11	T7th, MWC		
2005-06	462	425	108	197	2209	76.2	20	9	0.690	12	4	T2nd, MWC	NIT	0-1
2006-07	542	456	118	205	2654	78.1	25	9	0.735	13	3	1st, MWC	NCAA	0-1
2007-08	587	492	135	207	2580	73.7	27	8	0.771	14	2	1st, MWC	NCAA	0-1

* NIT Champions



BYU COACHING BREAKDOWN

YEAR	COACH	CONF.	FINISH	(REC.)	OVERALL	OFF.	DEF.	DIFF.
2008	Dave Rose	1st	MWC	(14-2)	27-8	73.7	63.2	+10.5
2007	Dave Rose	1st	MWC	(13-3)	25-9	78.1	69.0	+9.1
2006	Dave Rose	T2nd	MWC	(12-4)	20-9	76.2	71.7	+4.5
2005	Steve Cleveland	T7th	MWC	(3-11)	9-21	65.7	69.0	-3.3
2004	Steve Cleveland	2nd	MWC	(10-4)	21-9	71.4	65.6	+5.8
2003	Steve Cleveland	T1st	MWC	(11-3)	23-9	71.8	63.5	+8.3
2002	Steve Cleveland	T4th	MWC	(7-7)	18-12	70.5	65.0	+5.5
2001	Steve Cleveland	T1st	MWC	(10-4)	24-9	70.4	62.7	+7.7
2000	Steve Cleveland	6th	MWC	(7-7)	22-11	70.5	63.8	+6.7
1999	Steve Cleveland	5th	WAC	(6-8)	12-16	71.8	73.4	-1.6
1998	Steve Cleveland	6th	WAC	(4-10)	9-21	63.5	69.8	-6.3
1997	Tony Ingle	16th	WAC	(0-16)	0-19	58.3	78.9	-20.6
1997	Roger Reid		WAC	(0-0)	1-6	62.9	80.3	-17.4
1996	Roger Reid	5th	WAC	(9-9)	15-13	82.3	78.4	+3.9
1995	Roger Reid	2nd	WAC	(13-5)	22-10	75.2	69.2	+6.0
1994	Roger Reid	3rd	WAC	(12-6)	22-10	79.4	74.4	+5.0
1993	Roger Reid	1st	WAC	(15-3)	25-9	81.0	71.9	+9.1
1992	Roger Reid	1st	WAC	(12-4)	25-7	80.2	69.6	+10.6
1991	Roger Reid	2nd	WAC	(11-5)	21-13	72.2	68.7	+3.5
1990	Roger Reid	1st	WAC	(11-5)	21-9	70.3	65.7	+4.6
1989	Ladell Andersen	5th	WAC	(7-9)	14-15	80.6	80.1	+0.5
1988	Ladell Andersen	1st	WAC	(13-3)	26-6	85.5	76.2	+9.3
1987	Ladell Andersen	2nd	WAC	(12-4)	21-11	82.3	77.2	+5.1
1986	Ladell Andersen	4th	WAC	(11-5)	18-14	72.8	70.6	+2.2
1985	Ladell Andersen	3rd	WAC	(9-7)	15-14	75.0	74.4	+0.6
1984	Ladell Andersen	2nd	WAC	(12-4)	20-11	78.5	75.0	+3.5
1983	Frank Arnold	1st	WAC	(11-5)	15-14	69.5	66.2	+3.3
1982	Frank Arnold	4th	WAC	(9-7)	17-13	62.8	58.4	+4.4
1981	Frank Arnold	3rd	WAC	(12-4)	25-7	78.8	71.1	+7.7
1980	Frank Arnold	1st	WAC	(13-1)	24-5	83.5	72.5	+11.0
1979	Frank Arnold	1st	WAC	(10-2)	20-8	85.0	76.6	+8.4
1978	Frank Arnold	4th	WAC	(6-8)	12-18	81.0	83.2	-2.2
1977	Frank Arnold	7th	WAC	(4-10)	12-15	74.6	75.1	-0.5
1976	Frank Arnold	5th	WAC	(6-8)	12-14	77.5	83.9	-6.4
1975	Glenn Potter	6th	WAC	(5-9)	12-14	79.3	80.3	-1.0
1974	Glenn Potter	6th	WAC	(6-8)	11-15	77.5	83.9	-6.4
1973	Glenn Potter	2nd	WAC	(9-5)	19-7	79.5	74.6	+4.9
1972	Stan Watts	1st	WAC	(12-2)	21-5	81.8	74.1	+7.7
1971	Stan Watts	1st	WAC	(10-4)	18-11	82.8	79.1	+3.7
1970	Stan Watts	7th	WAC	(4-10)	8-18	80.7	84.1	-3.4
1969	Stan Watts	1st	WAC	(6-4)	16-12	83.0	80.7	+2.3
1968	Stan Watts	4th	WAC	(4-6)	13-12	82.6	78.2	+4.4
1967	Stan Watts	1st	WAC	(8-2)	14-10	81.7	76.1	+5.6
1966	Stan Watts	2nd	WAC	(6-4)	20-9	95.5	82.9	+12.6
1965	Stan Watts	1st	WAC	(8-2)	21-7	94.3	84.1	+10.2
1964	Stan Watts	3rd	WAC	(5-5)	13-12	79.0	80.2	-1.2
1963	Stan Watts	2nd	WAC	(6-4)	12-14	77.1	78.3	-1.2
1962	Stan Watts	4th	MSC	(5-9)	10-16	70.5	74.9	-4.4
1961	Stan Watts	3rd	MSC	(9-5)	15-11	73.9	71.9	+2.0
1960	Stan Watts	5th	MSC	(5-9)	9-17	67.0	75.1	-8.1
1959	Stan Watts	4th	MSC	(8-6)	15-11	75.5	71.2	+4.3
1958	Stan Watts	2nd	MSC	(9-5)	13-13	65.3	66.7	-1.4
1957	Stan Watts	1st	MSC	(11-3)	19-9	70.7	67.1	+3.6
1956	Stan Watts	2nd	MSC	(10-4)	18-8	77.2	67.0	+10.2
1955	Stan Watts	2nd	MSC	(10-4)	13-13	72.7	71.0	+1.7
1954	Stan Watts	2nd	MSC	(9-5)	18-11	68.6	64.8	+3.8
1953	Stan Watts	2nd	MSC	(11-3)	22-8	69.2	56.2	+13.0
1952	Stan Watts	2nd	MSC	(9-5)	14-10	60.4	58.8	+1.6
1951	Stan Watts	1st	RMC	(15-5)	28-8	65.3	55.7	+9.6
1950	Stan Watts	1st	RMC	(14-6)	22-12	55.0	49.9	+5.1

MWC=Mountain West Conference; WAC=Western Athletic Conference;
MSC=Mountain State Conference (Skyline); RMC=Rocky Mountain Conference

MARRIOTT CENTER W/L RECORDS

YEARS	HEAD COACH	W/L	PCT.
1971-72	Stan Watts	12-0	1.000
Stan Watts Total		12-0	1.000
1972-73	Glenn Potter	11-3	.786
1973-74	Glenn Potter	6-4	.600
1974-75	Glenn Potter	9-6	.533
Glenn Potter Total		26-13	.641
1975-76	Frank Arnold	7-5	.583
1976-77	Frank Arnold	6-6	.500
1977-78	Frank Arnold	9-4	.692
1978-79	Frank Arnold	14-0	1.00
1979-80	Frank Arnold	12-2	.857
1980-81	Frank Arnold	13-0	1.00
1981-82	Frank Arnold	11-5	.688
1982-83	Frank Arnold	9-6	.600
Frank Arnold Total		81-28	.743
1983-84	Ladell Andersen	14-1	.933
1984-85	Ladell Andersen	9-5	.643
1985-86	Ladell Andersen	12-4	.750
1986-87	Ladell Andersen	10-4	.786
1987-88	Ladell Andersen	16-2	.889
1988-89	Ladell Andersen	10-5	.667
Ladell Andersen Total		71-21	.783
1989-90	Roger Reid	15-0	1.00
1990-91	Roger Reid	10-6	.625
1991-92	Roger Reid	14-1	.933
1992-93	Roger Reid	13-1	.929
1993-94	Roger Reid	14-2	.875
1994-95	Roger Reid	14-0	1.000
1995-96	Roger Reid	11-4	.733
1996-97	Roger Reid	1-4	.143
Roger Reid Total		92-18	.821
1996-97	Tony Ingle	0-9	.000
Tony Ingle Total		0-9	.000
1997-98	Steve Cleveland	4-10	.286
1998-99	Steve Cleveland	9-5	.643
1999-00	Steve Cleveland	14-2	.875
2000-01	Steve Cleveland	15-0	1.000
2001-02	Steve Cleveland	16-0	1.000
2002-03	Steve Cleveland	13-1	.929
2003-04	Steve Cleveland	13-0	1.000
2004-05	Steve Cleveland	6-8	.429
Steve Cleveland Total		90-26	.776
2005-06	Dave Rose	14-1	.933
2006-07	Dave Rose	17-0	1.000
2007-08	Dave Rose	16-0	1.000
Dave Rose Total		47-1	.979
Total		419-116	.783



BYU COACHING RECORDS

Table with 5 columns: YEARS, HEAD COACH, WON, LOST, PCT. Lists coaching records from 1902-03 to 2005-Pres. and an overall record.

MEN'S BASKETBALL COACHES (SINCE 1960)

Table with 3 columns: YEARS, HEAD COACH, ASSISTANT COACHES. Lists coaching records from 1959-60 to 2008-09.

POSTSEASON RECORDS

STAN WATTS

- NCAA Overall - 4-10
NIT Overall - 6-2
1950 - NCAA - 1-1
1951 - NCAA - 1-2
NIT - 3-0
1953 - NIT - 0-1
1954 - NIT - 0-1
1957 - NCAA - 1-1
1965 - NCAA - 0-2
1966 - NIT - 3-0
1969 - NCAA - 0-1
1971 - NCAA - 1-2
1972 - NCAA - 0-1

FRANK ARNOLD

- NCAA Overall - 3-3
NIT Overall - 0-1
1979 - NCAA - 0-1
1980 - NCAA - 0-1
1981 - NCAA - 3-1
1982 - NIT - 0-1

LADELL ANDERSEN

- NCAA Overall - 2-3
NIT Overall - 2-1
1984 - NCAA - 1-1
1986 - NIT - 2-1
1987 - NCAA - 0-1
1988 - NCAA - 1-1

ROGER REID

- NCAA Overall - 2-5
NIT Overall - 1-1
1990 - NCAA - 0-1
1991 - NCAA - 1-1
1992 - NCAA - 0-1
1993 - NCAA - 1-1
1994 - NIT - 1-1
1995 - NCAA - 0-1

STEVE CLEVELAND

- NCAA Overall - 0-3
NIT Overall - 3-2
2000 - NIT - 2-1
2001 - NCAA - 0-1
2002 - NIT - 1-1
2003 - NCAA - 0-1
2004 - NCAA - 0-1

DAVE ROSE

- NCAA Overall - 0-2
NIT Overall - 0-1
2006 - NIT - 0-1
2007 - NCAA - 0-1
2008 - NCAA - 0-1



AAA	
Ron Abegglen	1959-60-61
Jarkko Ahlbom	1996-97-98
Austin Ainge	2003-04-05-06-07
Danny Ainge	1978-79-80-81
Doug Ainge	1974
Von Alleman	1982-83
Glen Allen	1938-39-40
John Allen	2003
Markland Allred	1935-38
John Alstrom	1962-63
Brian Ambrozich	1972-73
Belmont Anderson	1972-73-74
Blaine Anderson	1954-55-56
David Anderson	1997
Greg Anderson	1977-78
Harry Anderson	1955-56-57
Jack Anderson	1956-57
Kenneth Anderson	1924
Steve Anderson	1978-79-80
Lou Andrus	1963
Steve Andrus	1989-90
Brett Applegate	1983-84
Rafael Araujo	2003-04
Jordan Archibald	2000-01
Lance Archibald	1996-97-98-99
Stan Ashby	1962
Alan Astle	1984-87-88-89
David Astle	1990-91-92-93

BBB	
Bryce Bailey	1944-45-46-47
Dave Bailey	1971-72
Maynard Bailey	1945
Clyde Baker	1970-71
Jimmy Balderson	2002-05-06-07
Wilburn Ball	1933
Greg Ballif	1978-79-80-81-82
Mark Ballif	1929-30
Dave Barber	1960
Bruce Barron	1968-69
Gary Batchelor	1961-62-63

Ivan Beem	1947-48-49-50
Doug Beck	1957
Chad Beckstead	1937-38
Ron Bell	1960
John Benson	1955-56-57
Jim Benton	1935
Grant Berges	1995-96-97
Mike Berning	1974
Frank Berrett	1959-60
Sherrell Berrett	1959
Roland Bevell	1960-61
Lowell Biddulph	1925
Mark Bigelow	1999-02-03-04
Nick Bird	1923
Gus Black	1935-36-37
Bill Blumenthal	1962-63-64
Daniel Bobik	2001-02
Ralph Bonham	1953
Malcolm Booth	1938
Danny Bower	1998-99
Ricky Bower	2003-04
Shawn Bradley	1991
Paul Briggs	1989-90
Lloyd Brink	1939-40-41
Eldon Brinley	1928-29-30-31
Rashaun Broadus	2006-07
Walter Brooks	1935-36
Tyrone Brown	1997
Vince Bryan	1988-89
Jay Bunker	1971-72-73
Sam Burgess	2005-06-07-08
Van Burgess	1953-54-55
Bruce Burton	1961-62-63

CCC	
Nathan Call	1987-88-91-92
Elbert Campbell	1935
Jeff Campbell	1991-95-96-97
Hugh Cannon	1934-35-36
Bobby Capener	1982-83-86-87
Jon Carlisle	2002
Nate Chappell	1999

Jeff Chatman	1985-86-87-88
Jay Cheesman	1974-75-76-77
Larry Cheesman	1977-78
Junior Child	1946-47
Jacob Chrisman	2001
Bryce Christensen	1940-41
Craig Christensen	1976-79-80-81-82
Harold Christensen	1951-52-53
Jack Christensen	1937-38-39
Kurt Christensen	1992-93-94
Todd Christensen	1996-99-00
Lee Christiansen	1930
Fred Clark	1918-19
Randy Clark	1947-48-49
Grig Clawson	1973-74-75
Mark Clausen	1988
Robert Cochran	1985-86
Reed Collins	1926-27-28
Stan Collins	1953-54
Chris Collinsworth	2008
Jeff Congdon	1964-65-66
George Cooper	1928-29-30-31
Nathan Cooper	1996-99-00-01
Kresimir Cosic	1971-72-73
Wayne Cottle	1950-51
Bob Craig	1949-50-51
Steve Craig	1976-79-80-81
Jack Cravens	1957-58
Bill Crow	1962-63
Todd Crow	1990
Larry Crowley	1960-61
Dave Crowton	1936
Ralph Crowton	1935-36-39
Sherman Crump	1952-53-54
Ryan Cuff	1993
Lee Cumnard	2006-07-08


DDD	
Dick Dabbling	1946
Jerry Dahlman	1963
Kirk Davidson	1990-91
Bob Davis	1968-69-70
Derek Dawes	2001-04-05-06
Larry DeLaittre	1970
Dee Denzer	1964
Bob Detmers	1937
Willard Devitt	1938
Brian Dignan	1998-99
Buck Dixon	1923-24-25-26
Sanky Dixon	1926-27-28-29
Chris Dowling	1969
Paul Drecksel	1983-84
Jon Dresser	1967-68-69
Jerry Dunn	1918-20-21
Loren Dunn	1951-52
Devin Durrant	1979-80-83-84
Kent Durrant	1949-51
Mark Durrant	1990-93-94-95

EEE	
Jim Eakins	1966-67-68
Gary Earnest	1959-60-61
Dave Eastis	1959-60-61
Valoy Eaton	1958-59-60
Clarence Edwards	1918-19-20
Bud Eggertsen	1940
Joe Ellsworth	2000
Duane Esplin	1941-42-47
Fay Evans	1932-33

Ferd Evans	1932-33
Talmadge Eyre	1998
FFF	
John Fairchild	1964-65
Mel Fawcett	1932
Bryan Fink	1985-86
John Fish	1989-92-93-94
Orville Fisher	1966-67-68
Chad Fister	1996
Alan Frampton	1989-90
Danny Frazier	1979
Jimmer Fredette	2008
Bernie Fryer	1971-72
DeRay Fullmer	1947-48-49-50
Frank Fullmer	1940-41-42
Gary Furniss	1981-82-83

GGG	
Dean Gardner	1940-41-42
Mike Gardner	1963-64-65
Morris Gardner	1947
Floyd Garn	1931-32
Alma Garrett	1946-47
Todd Gentry	1990
Earl Giles	1934-35-36-37
Floyd Giles	1941-42-43-46
Lynn Gleave	1958
Elwood Gledhill	1923
Tom Gneiting	1985-86-87
George Gourley	1933
Lee Gourley	1935
R. Clark Greenhalgh	1945-46-49
Tom Griggs	1924
Dick Grimmett	1934
Earl Groesbeck	1925
Holden Gunnett	1935-39
John Gustin	1957-58


HHH	
Ed Hale	1947
Mike Hall	2004-05
Lynn Halvorsen	1929
Lee Hamblin	1943
Brian Hamilton	1998-99
Chris Handy	1998
Mark Handy	1974-75-76-77
Travis Hansen	2001-02-03
Don Hanson	1943
Chauncey Harmon	1925
Irel Hart	1927
Jacob Hawkins	1999
Marty Haws	1985-87-88-89-90
Leon Heaps	1951-52
Don Helm	1958
Mike Herring	1988-89
Mark Heslop	1986-89-90-91-92
Bruce Hill	1959-60
Gary Hill	1965-66-67
Russ Hillman	1949-50-51
Willard Hirschi	1954-55-56
Bryan Hofheins	1995-96
Jim House	1967
Bob Howard	1923-24-25-26
Dan Howard	2000-01-02-03
Doug Howard	1968-69-70
Greg Humphreys	1986-87
Dale Hunt	1941
Jim Hunter	1931-32-33-34
Mel Hutchins	1947-48-50-51



III	
Rags Ingersoll	1924-25-28-29
Bob Inglis	1960
Vuk Ivanovic	2006-07-08
Ivan Iverson	1937

JJJ	
Elwood Jackson	1922
Gee Jackson	1942
Boyd Jarman	1951-52-53
Ken James	1965-66-67
Hal Jensen	1956-57
Jay Jensen	1947
Jared Jensen	2002-03-04-05
John Jensen	1945
Lawrell Jensen	1930
Bart Jepsen	1998-01-02-03
Bret Jepsen	1995-98-99
Jim Jimas	1965-66-67
Joe Johnson	1932-33-34-35
Lloyd Johnson	1961-62
Lou Johnson	1930-31-32
Dick Jones	1949-50-51
Robert Jones	1991-92
Russ Jones	1957-58
Troy Jones	1973-74-75-76
Craig Jorgensen	1971-72-73

KK	
Keegan Kane	1991
Tom Karren	1952-53-54
Ralph Keeler	1919-22-23
Steve Kelly	1969-70-71
Jim Kelson	1961-62-63
Andy Kimball	1945
Paul Kitchen	1956



JEFF CHATMAN



MARTY HAWS




ALL-TIME LETTERMEN



**JEFF CONGDON
DICK NEMELKA**

Greg Kite	1980-81-82-83	Duard Millett	1943
Nate Knight	2001	Wayne Millett	1935
Shane Knight	1991-92-93-94-95	Roland Minson	1949-50-51
Steve Kramer	1964-65-66	John Moala	1997
LaVar Kump	1936-37-38	Matt Montague	1997-00-01-02
Ron Kump	1954	Scott Moon	1990-91
Gene Kunz	1961-62	Tim Mould	1976
LLL		Ben Murdock	2007-08
Timo Lampen	1961	Bert Myers	1959-60
Dean Larsen	1952-53-54	NNN	
Russell Larson	1992-93-94-95	Nick Nakic	1977
Vance Law	1975-76-77	Terry Nashif	2002-03-04-05
Veryl Law	1974-75-76-77	Ross Neilson	1923
Luiz Lemes	2003-04	Byron Nelson	1931-32-33-34
Drew Leonard	1937	Joe Nelson	1947-48-49-50
Malcolm LeSueur	1932-33	Dick Nemelka	1964-65-66
Dave Lewis	1954-55-56	John Nicoll	1958-59
John Lewis	1963	David Nielsen	1999-00
Kari Liimo	1967-68-69	Eric Nielsen	1997-00-01-02
Shawn Lindquist	1993-94	Gifford Nielsen	1974-75
Chick Little	1946-47	Kevin Nielsen	1978-79-82-83-84
John Lloyd	1990	Stan Nielsen	1940-41
Wesley Lloyd	1924-25-26	Chris Nikchevich	1983-84-85
Matt Lohner	1995-96	Kevin Nixon	1992-93
Paul Loveday	1966-67	Reed Noble	1975-76
Michael Loyd, Jr.	2008		
Terrell Lyday	2000-01		
Chris Lynch	1988		
Walter Lyons	1935		
Marty Lythgoe	1967-68-69		
MMM			
Gavin MacGregor	2007		
Mac Madsen	1954-58-59		
McRay Magleby	1930-31		
Russell Magleby	1928-29-30-31		
Fernando Malaman	2006-07		
Jack Mannion	1961		
Nick Martineau	2008		
Nick Mateljan	1953-54-55		
Anthony Matthews	1985-86		
LeRoy Maughan	1966-69-70		
Mike Maxwell	1980-82		
Mike May	1977-78		
Dave McGuire	1978-79-81		
Emerson McOmber	1933		
Jim McIntyre	1960		
Garner Meads	2001-04-05		
Steve Merta	1962		
Mark Michaelis	1999		
Chris Miles	2005-08		
Gary Miles	1957-58-59		
Paul Millar	1963-64		
Jared Miller	1991-92-93		
Jim Miller	1969-70-71		
Mark Miller	1960-63-64		
Floyd Millet	1933		



**KEVIN WOODBERRY &
LUIZ LEMES**

OOO	
Ralph Olsen	1951-52
Roy Olsen	1945-46-47
Bob Orr	1941-42-43
Misho Ostarcevic	1976-77
Clarence Osterhues	1949-50
Don Overly	1940-41
Dick Owen	1947
PPP	
Paul Packard	1922-23-24-25
Albert Page	1919-20
Bill Pardoe	1938
Averian Parrish	1986
Lynn Parsons	1967-68-69

Truman Partridge	1922-23
Herschel Pederson	1954-55-56
Marty Perry	1983-84-85
Jared Peterson	1998
Morris Peterson	1953-54
Rolfe Peterson	1942-46
Russ Peterson	1956-57-58-59
Ed Pinegar	1954-55-56
Jesse Pinegar	2001-02
Trent Plaisted	2005-06-07-08
Alan Pollard	1983-85-86
Carl Pollard	1984-85
Wendell Poulson	1927
Pete Prusse	1947
Thomas Pyne	1920

QQQ	
Bob Quinney	1963-64-65
RRR	
Gary Radunich	1970
Lloyd Rasmussen	1954-55
Mahlon Rasmusson	1943
Craig Raymond	1965-66-67
Mark Reeve	1927-28-29-30
Fenton Reeves	1920
Brock Reichner	2005-06
Randy Reid	1990-93-94-95-96
Robbie Reid	1994-95
George Rekoutis	1964
Dale Rex	1941-42-43
Keith Rice	1978-79
Bob Ricks	1957
Doug Richards	1972-73-74
Frosty Richards	1924-25-26-27
Harry Richards	1918-19-20-21
Joe Richey	1951-52-53
Grant Richins	1943
Vir Richins	1938-39
Silester Rivers	1999-00
Charles Roberts	1937-38
Fred Roberts	1979-80-81-82
Glen Roberts	1977-78-79
Kenneth Roberts	1991-94-95-96
Marc Roberts	2000-03-04
Neil Roberts	1965-66-67
Burl Robison	1930-31-32-33
Elwood Romney	1930-31-32-33
Golden Romney	1923-24-25-26
Jerry Romney	1950-51-52
Archie Rose	2008
Mike Rose	2004-05-06-07
Lynn Rowe	1955-56-57
Owen Rowe	1927-28-29
Bill Ruffner	1964-66
Bryon Ruffner	1996
Paul Ruffner	1969-70
Scott Runia	1977-78-79-80

SSS	
Timo Saarelainen	1981-82-83-84-85
Nick Sanderson	1992-93
Kevin Santiago	1989-90
Mark Santiago	1991-92
Kalevi (Moni) Sarkalahti	1971-72-73
LaVon Satterfield	1950
Randy Schouten	1966-67-68
Steve Schreiner	1988-89-90-91
Ron Selleaze	1998
Ty Shippen	2001
Jake Shoff	2003-04
Ernest Shumway	1918
Rickey Shumway	1959

Don Simmons	1927
Glen Simmons	1918-22
Scott Sinek	1982-83-84-85
Bob Skousen	1959-62-63
Clarence Skousen	1927-28-29
Michael Smith	1984, 87-88-89
Don Snow	1940-41-42
Greg Snow	1972-73-74-75
Bill Snow	1921-27
Scott Sonnenberg	1997
Meade Squire	1946-47
Jim Spencer	1959
Jon Stanley	1964-65
George Staples	1930
Ron Steinke	1960-61-62-63
Tom Steinke	1955-56-57
Neil Stephens	1953
Brent Stephenson	1986-87
Reed Stewart	1923-24-25
Chris Stock	1996
Earl Sumsion	1918
Russell Swenson	1921-22-26

TTT	
Nick Taggart	1997-00
Jonathan Tavernari	2007-08
Alan Taylor	1977-78-79-80
Brian Taylor	1983-84-87-88
Snide Taylor	1924
John Taylor	1953-54
Terry Tebbs	1954-55-56
Roy Thacker	1957-58-59
Ted Thiel	1947-48-49
Cy Thompson	1943
Jay Thompson	1994-95-96
Jermaine Thompson	1996
Paul Thompson	1945
Verne Thompson	1976-77
Paul Thorn	1929
Dick Thorne	1952
James Thorne	1951
Phil Tollestrup	1970-71-72
Michael Tompson	1997
Byron Toone	1950
Andy Toolson	1985, 88-89-90
Bill Treu	1958
Gary Trost	1988-91-92-93
Steve Trumbo	1979-80-81-82
Marlow Turpin	1935-36-37

UUU	
Jim Usevitch	1983-84-87-88
VVV	
Veikko Vainio	1969-70-71
Don Volpi	1958
Michael Vranes	1997-99-00-01


WWW	
Brent Wade	1986-87
Brady Walker	1942-43-46-47
Bud Walker	1929
Scott Warner	1967-68-69-70
Stan Watts	1937-38
Richie Webb	1981-84-85-86
Justin Weidauer	1992-95-96-97-98
Joe Weight	1946-47-48-49
Ken Weight	1920-21-22
Fred Weimer	1939-40-41
Neil Welling	1943-44-45
Mekeli Wesley	1998-99-00-01
Vern Whatcott	1949-50
Jack Whipple	1947-48-49-50
Trent Whiting	2001
Jay Whitman	1932-33-34-35



MEKELI WESLEY

Craig Wilcox	1994-95
Mel Wilkes	1956-57-58
Chris Williams	1974-75-76
Frank Willis	1919
Bob Wilson	1961-62
Joe Winters	1943
David Wolfe	1988-89
Kevin Woodberry	2003-04
Frank Wright	1935-36
Leslie Wright	1927-28-29
Paul Wyatt	1963-64

YYY	
Robbie Yates	1997-98
Ike Young	1923
Keena Young	2005-06-07



VRANES, RIVERS, LYDAY



BYU NCAA TOURNAMENT RESULTS



1950 (final 8 finish)

Western Regional Semis (Kansas City)
Baylor 56, BYU 55
Western Consolation (Kansas City)
BYU 83, UCLA 62

1951 (final 8 finish)

West First Round (Kansas City)
BYU 68, San Jose State 61
West Regional Semifinals (Kansas City)
Kansas State 64, BYU 54
West Regional Consolation (Kansas City)
Washington 80, BYU 67

1957 (final 16 finish)

*first-round bye
West Regional Semifinals (Corvallis, Ore.)
California 86, BYU 59
West Regional Consolation (Corvallis, Ore.)
BYU 65, Idaho State 54

1965 (final 16 finish)

*first-round bye
West Regional Semifinals (Provo, Utah)
UCLA 100, BYU 76
West Regional Consolation (Provo, Utah)
Oklahoma City 112, BYU 102

1969

West First Round (Las Cruces, N.M.)
New Mexico State 74, BYU 22

1971 (final 16 finish)

West First Round (Logan, Utah)
BYU 91, Utah State 82
West Reg. Semifinals (Salt Lake City)
UCLA 91, BYU 73
West Reg. Consolation (Salt Lake City)
Pacific 84, BYU 81

1972

West First Round (Pocatello, Idaho)
Long Beach State 95, BYU 90

1979

*first-round bye
West Second Round (Tucson, Ariz.)
(4) San Francisco 86, (5) BYU 63

1980

*first-round bye
West Second Round (Ogden, Utah)
(6) Clemson 71, (3) BYU 66

1981 (final 8 finish)

East Regional (Providence, R.I.)
(6) BYU 60, (11) Princeton 51
(6) BYU 78, (3) UCLA 55
East Regional Semifinals (Atlanta)
(6) BYU 51, (2) Notre Dame 50
West Regional Finals (Atlanta)
(1) Virginia 74, (6) BYU 60

1984

Midwest Regional (Birmingham, Ala.)
(8) BYU 84, (9) UAB 68
(1) Kentucky 93, (8) BYU 68

1987

SE First Round (Birmingham, Ala.)
(7) New Orleans 83, (10) BYU 79

1988

Midwest Regional (Birmingham, Ala.)
(4) BYU 98, (13) NC-Charlotte 92 (OT)
(5) Louisville 97, (4) BYU 76

1990

East First Round (Hartford, Conn.)
(5) *Clemson 49, (12) BYU 47
**win later vacated by the NCAA*

1991

West First Round (Salt Lake City)
(10) BYU 61, (7) Virginia 48
West Second Round (Salt Lake City)
(2) Arizona 76, (10) BYU 61

1992

West First Round (Boise, Idaho)
(7) LSU 94, (10) BYU 83

1993

Midwest First Round (Chicago)
(7) BYU 80, (10) SMU 71
Midwest Second Round (Chicago)
(2) Kansas 90, (7) BYU 76

1995

Midwest First Round (Memphis, Tenn.)
(9) Tulane 76, (8) BYU 70

2001

West First Round (San Diego)
(5) Cincinnati 84, (12) BYU 59

2003

South First Round (Spokane, Wash.)
(5) Connecticut 58, (12) BYU 53

2004

Phoenix Bracket (Denver)
(5) Syracuse 80, (12) BYU 75



2007

South First Round (Lexington, Ky.)
(9) Xavier 79, (8) BYU 77


2008

West First Round (Anaheim, Calif.)
(9) Texas A&M 67, (8) BYU 62

23 NCAA APPEARANCES



In the 1981 NCAA Tournament, the Cougars advanced to the Elite Eight where they took on All-American Ralph Sampson and the Virginia Cavaliers. After beating Princeton, UCLA and Notre Dame earlier in the tournament, the Cougars, led by Greg Kite, Fred Roberts and Danny Ainge, were finally eliminated by the Cavaliers in the Elite Eight.





NIT APPEARANCES

1951

BYU 75, St. Louis 58
BYU 69, Seton Hall 59
BYU 62, Dayton, 43 (NIT Final)

1953

Niagara 82, BYU 76

1954

St. Francis PA 81, BYU 68

1966

BYU 90, Temple 78
BYU 97, Army 60
BYU 97, NYU 84 (NIT Final)

1982

Washington 66, BYU 63

1986

at BYU 67, SMU 63
at BYU 93, Cal-Irvine 80
at Ohio State 79, BYU 68

1994

at BYU 74, Arizona St. 67
at Fresno St. 68, BYU 66

2000

at BYU 81, Bowling Green 54
at BYU 82, Southern Illinois 57
at Notre Dame 64, BYU 52

2002

at BYU 78, UC Irvine 55
at Memphis 80, BYU 69

2006

at Houston 77, BYU 67

OVERALL RECORD

NIT 12-8 (10 years)
(Champions 1951, 1966)


COUGARS EARN NATIONAL TITLES IN 1951 AND 1966

In 1951, the Cougars defeated Dayton in the championship game of the National Invitational Tournament. After the win, BYU accepted an invitation to the NCAA Tournament, which at the time was not yet recognized as the decisive tournament for the country's best team. As the nation's champions, the Cougars finished 28-9 with the most wins in BYU basketball history. Not only is it impressive that BYU won the national title and so many games, but it is even more amazing that they did so without a home court. With the Smith Fieldhouse under construction, BYU split its "home games" between Springville High's gymnasium and the University of Utah. Head coach Stan Watts guided the Cougars to the national title in only his second year at the helm. Watts had the help of Mel Hutchins, who became the first Cougar to be named a first-team All-American and went on to win Rookie of the Year in the NBA in the 1952-53 season.

In 1966, the Cougars finished as a 20-game winner with their final game against NYU in the championship game of the National Invitational Tournament. Playing in a packed Madison Square Garden, the No. 1-ranked Cougars outplayed NYU, leading 48-43 at halftime and never looking back. With star Dick Nemeika on the bench with four fouls, the Cougars turned to junior center Craig Raymond and junior forward Gary Hill. Hill and Raymond, non-starters going into the tournament, led the high-scoring Cougar offense with 21 points each. Steve Kramer added 20 points to make the third Cougar with 20 or more points and the fifth Cougar to score in double digits. The win




1951 NIT CHAMPIONS



over the Violets marked the second NIT championship for both BYU and head coach Stan Watts. The season was the highest scoring in Cougar history. BYU averaged 95.5 points per game while hitting 50 percent of its shots. In the NIT final the Cougars shot 59 percent while

handling NYU. Former coach of the Boston Celtics, Red Auerbach, commented on BYU at the championship, saying, "BYU simply overpowered them. They (the Cougars) outplayed them all over the court."




1966 NIT CHAMPIONS





YEAR	TOURNAMENT	PLC.	REC.
1949-50	Rocky Mtn. Conf.	1st	3-0
	Los Angeles Inv.	4th	1-1
	NCAA	4th	1-1
1950-51	Rocky Mtn. Conf.	2nd	2-1
	NIT	1st	3-0
	NCAA	4th	1-2
1951-52	Sugar Bowl	4th	0-2
1952-53	Dixie Classic	2nd	2-1
	NIT		0-1
1953-54	Holiday Festival	3rd	2-1
	NIT		0-1
1955-56	Motor City	1st	2-0
1956-57	Holiday Festival	3rd	2-1
	NCAA Regional	3rd	1-1
1958-59	Queen City	4th	0-2
1959-60	Hurricane	3rd	1-1
1960-61	Poinsettia	3rd	1-1
1962-63	Quaker City	2nd	2-1
1963-64	Far West	2nd	2-1
1964-65	All-College	3rd	2-1
	NCAA Regional	4th	0-2
1965-66	Quaker City	5th	2-1
	NIT	1st	3-0
1966-67	Holiday Festival	6th	1-2
1967-68	All-College	2nd	2-1
1968-69	Cable Car Classic	4th	0-2
	Far West Classic	3rd	2-1
	NCAA Regional		0-1
1969-70	Quaker City	5th	1-2
1970-71	NCAA Regional	4th	1-2
	Rainbow Classic	2nd	2-1
1971-72	Cougar Classic	1st	2-0
	Jayhawk Classic	3rd	1-1
	Old Dominion	3rd	1-1
	NCAA Regional		0-1
1972-73	All-College	2nd	2-1
1973-74	Far West Classic	4th	2-1
1975-76	Cougar Classic	2nd	1-1
	Old Dominion	1st	2-0
1976-77	Cougar Classic	1st	2-0
	All-College	3rd	2-1
1977-78	Cougar Classic	4th	0-2
	Rainbow Classic	7th	1-2
1978-79	Cougar Classic	1st	2-0
	Pillsbury Classic	3rd	1-1
	NCAA Regional		0-1
1979-80	Cougar Classic	1st	2-0
	Far West Classic	3rd	2-1
	NCAA Regional		0-1
1980-81	Cougar Classic	1st	2-0
	Volunteer Classic	2nd	1-1
	NCAA Regional		3-1
1981-82	Cougar Classic	1st	2-0
	NIT		0-1
1982-83	Cougar Classic	3rd	1-1
	Holiday Festival	4th	0-2
1983-84	Cougar Classic	3rd	1-1
	Kentucky Inv.	2nd	2-1
	WAC		0-1
	NCAA Regional		1-1
1984-85	Stanford Inv.	3rd	1-1
	Cougar Classic	1st	2-0
	Cotton States	3rd	1-1
	WAC		0-1
1985-86	Cactus Klassic	3rd	1-1
	Cougar Classic	2nd	1-1




Travis Hansen led BYU with 21 points and two blocks in a 58-53 loss to Connecticut in the first round of the 2003 NCAA Tournament.


	WAC		0-1
	NIT		2-1
1986-87	Coca-Cola NIT Classic		0-1
	Cougar Classic	2nd	1-1
	Cable Car Classic	1st	2-0
	WAC		1-1
	NCAA		0-1
1987-88	Cougar Classic	1st	2-0
	WAC		1-1
	NCAA		1-1
1988-89	Lapchick	2nd	1-1
	Cougar Classic	2nd	1-1
	WAC		0-1
1989-90	Cougar Classic	1st	2-0
	WAC		0-1
	NCAA		0-1
1990-91	Big Apple NIT		0-1
	Cougar Classic	2nd	1-1
	Holiday Festival	4th	0-2
	WAC	1st	3-0
	NCAA		1-1
1991-92	Cougar Classic	1st	2-0
	Red Lobster Classic	3rd	1-1
	WAC	1st	3-0
	NCAA		0-1
1992-93	Cougar Classic	1st	2-0
	Maui Invitational	2nd	2-1
	Far West Classic	4th	0-2
	WAC		1-1
	NCAA		1-1
1993-94	Tournament of Champions	2nd	1-1
	Cougar Classic	1st	2-0
	WAC	2nd	2-1
	NIT		1-1
1994-95	Alaska Shootout	2nd	2-1
	Cougar Classic	1st	2-0
	Cable Car Classic	1st	2-0
	WAC		0-1
	NCAA		0-1
1995-96	Cougar Classic	1st	2-0
	WAC		0-1
1996-97	Cougar Classic	4th	0-2
1997-98	Cougar Classic	1st	2-0
	Rainbow Classic		1-2

	WAC		0-1
1998-99	Cougar Classic	1st	2-0
	WAC		1-1
1999-00	Cougar Classic	1st	2-0
	MWC	2nd	2-1
	NIT		2-1
2000-01	Yahoo Sports Invitational	4th	1-2
	MWC	1st	3-0
	NCAA		0-1
2001-02	Las Vegas Showdown		1-0
	MWC		0-1
	NIT		1-1
2002-03	Paradise Jam @ U.S. Virgin Islands		3-0
	MWC		1-1
	NCAA		0-1
2003-04	Cable Car Classic		2-0
	MWC		1-1
	NCAA		0-1
2004-05	Maui Invitational		1-2
	MWC		0-1
2005-06	MWC		0-1
	NIT		0-1
2006-07	BYU Holiday Classic	1st	3-0
	MWC	2nd	2-1
	NCAA		0-1
2007-08	Las Vegas Invitational	2nd	3-1
	MWC	2nd	2-1
	NCAA		0-1

(23 NCAA Appearances: 11-26)
(10 NIT Appearances: 12-8)

BYU appeared in its 21st NCAA Tournament in 2004 against defending national-champion Syracuse. The Cougars played strong and jumped out to an 11-point lead in the first half, but Gerry McNamara's nine three-pointers and 43 points helped Syracuse slip past BYU.






ALL-TIME HONORS



DANNY AINGE

1981 NCAA Player of the Year



Known for his feisty, hard-nosed playing style, Danny Ainge has become one of the most famous athletes to graduate from BYU.

During his four-year career as a Cougar, Ainge was a Consensus All-American, a two-time first-team Academic All-American, the WAC Player of the Year and a four-time All-WAC selection. He set an NCAA record with 112 consecutive games scoring in double digits and broke the BYU and WAC all-time scoring records with 2,467 points.

As a senior in 1981, Ainge led BYU to the 1981 Eastern Regionals. He concluded his senior season by winning the Eastman Award as well as the John Wooden Award — given annually to the top collegiate basketball player in the nation.

Ainge beat out Isiah Thomas (Indiana), Sam Bowie (Kentucky), Mark Aguirre (DePaul), Ralph Sampson (Virginia) and Steve Johnson (Oregon State) to win the Wooden Award. In doing so, he became the fifth winner of the award, joining Marques Johnson, Larry Bird, Phil Ford and Darrell Griffith.

As a two-sport star, Ainge was drafted by both the Toronto Blue Jays for baseball and the Boston Celtics (31st pick) for basketball. After playing four seasons with the Blue Jays, he chose to pursue an NBA career. Ainge was a member of the Celtics' 1984 and 1986 Championship teams and played in six NBA finals with three different teams (Boston, Portland and Phoenix). He also played for the Sacramento Kings. He became only the third player in NBA history to make 1,000 three-point field goals, finishing his 14-year career with 1,002.

Ainge played in 193 NBA playoff games, which was second all-time (Kareem Abdul-Jabbar, 237) when he retired. He is still third all-time, behind only Jabbar and Robert Horry, and ahead of Magic Johnson, Robert Parrish, John Havlicek and Bill Russell to name a few.

After retiring in 1995, Ainge was an NBA basketball television analyst for Turner Broadcasting for one year before the Phoenix Suns brought him back to the organization as an assistant head coach. Just eight games into the season, he was promoted to head coach and guided his club to a 40-34 record after the team started the season 0-8. He spent the next two-plus seasons as head coach of the Suns and compiled a 136-90 (.602) record before stepping down on December 13, 1999. He then returned for three more seasons with Turner Broadcasting before returning to the Boston Celtics in May 2003 as the Executive Director of Basketball Operations. He was named the 2008 NBA Executive of the Year following the Celtics' Championship season.

His son Austin played on the BYU basketball team from 2003-07. Ainge was inducted into the GTE Academic All-America Hall of Fame in May 2000 and honored with the prestigious NCAA Silver Anniversary Award in January 2006.



DANNY AINGE COLLEGE HONORS

- Eastman Award (1981 Player of the Year NABC)
- John Wooden Award
- MVP NABC All-Star Game
- Naismith All-America First Team
- NBA Coaches All-America First Team
- NABC (Kodak-Coaches) All-America First Team
- Associated Press All-America First Team
- Basketball Writers Association All-America First Team
- United Press International All-America First Team
- The Sporting News All-America First Team
- Pizza Hut First Team
- District 7 Player of the Year
- Western Athletic Conference Player of the Year
- Four-time All-WAC selection
- Two-time Academic All-America Team

OTHER COLLEGE ACCOMPLISHMENTS

- Set NCAA record with 112 consecutive games scoring in double figures
- Finished in NCAA top-20 career points leaders
- Finished as WAC's career scoring leader
- WAC record-holder in seven other categories
- Set three BYU season scoring records and seven career marks
- His 40 points is the most scored by a BYU player in the Marriott Center



DANNY AINGE JERSEY RETIREMENT 2003

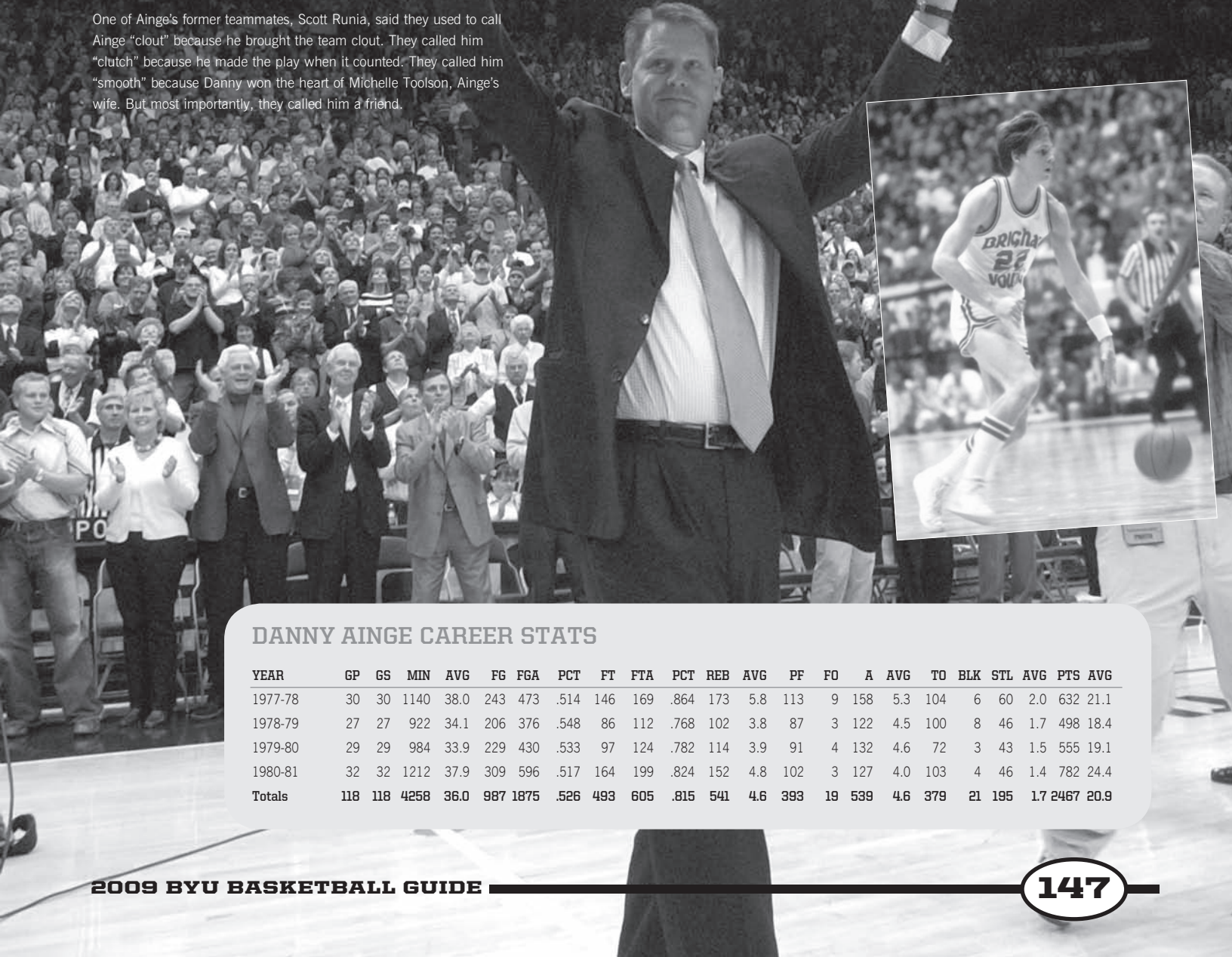
With a capacity crowd of 22,702 on hand, Danny Ainge was honored on March 8, 2003, by being the first-ever BYU basketball player to have his jersey retired in the 100-year history of the program. His No. 22 jersey will forever hang from the rafters of the Marriott Center.

"It's just a great honor," Ainge said. "BYU was the greatest time of my life. It's just great to be a part of BYU basketball. I don't know why mine is the first to go up. There were a lot of great players before me. Hopefully this is just the start."

Then-BYU president Merrill J. Bateman said, "The standard has been set very high. We hope there will be more." Ainge's jersey, not his number, was retired, which means future players may still have the option to wear No. 22.

The ceremony, which took place during halftime of BYU's game against Colorado State, started with a video clip of Ainge's famous coast-to-coast, last-second basket to beat Notre Dame in the 1981 NCAA Tournament. Then-men's athletics director Val Hale shared some of Ainge's accomplishments, which included being named college basketball player of the year in 1981, playing professional baseball with the Toronto Blue Jays and winning two basketball championships with the Boston Celtics.

One of Ainge's former teammates, Scott Runia, said they used to call Ainge "clout" because he brought the team clout. They called him "clutch" because he made the play when it counted. They called him "smooth" because Danny won the heart of Michelle Toolson, Ainge's wife. But most importantly, they called him a friend.



DANNY AINGE CAREER STATS																						
YEAR	GP	GS	MIN	AVG	FG	FGA	PCT	FT	FTA	PCT	REB	AVG	PF	FO	A	AVG	TO	BLK	STL	AVG	PTS	AVG
1977-78	30	30	1140	38.0	243	473	.514	146	169	.864	173	5.8	113	9	158	5.3	104	6	60	2.0	632	21.1
1978-79	27	27	922	34.1	206	376	.548	86	112	.768	102	3.8	87	3	122	4.5	100	8	46	1.7	498	18.4
1979-80	29	29	984	33.9	229	430	.533	97	124	.782	114	3.9	91	4	132	4.6	72	3	43	1.5	555	19.1
1980-81	32	32	1212	37.9	309	596	.517	164	199	.824	152	4.8	102	3	127	4.0	103	4	46	1.4	782	24.4
Totals	118	118	4258	36.0	987	1875	.526	493	605	.815	541	4.6	393	19	539	4.6	379	21	195	1.7	2467	20.9



Few players in BYU history have been able to capture the hearts of Cougar fans like Kresimir Cosic did from 1970-73. The 6-foot-11 center from Zadar, Yugoslavia, entertained fans during his stellar career with his enthusiastic, guard-like play.

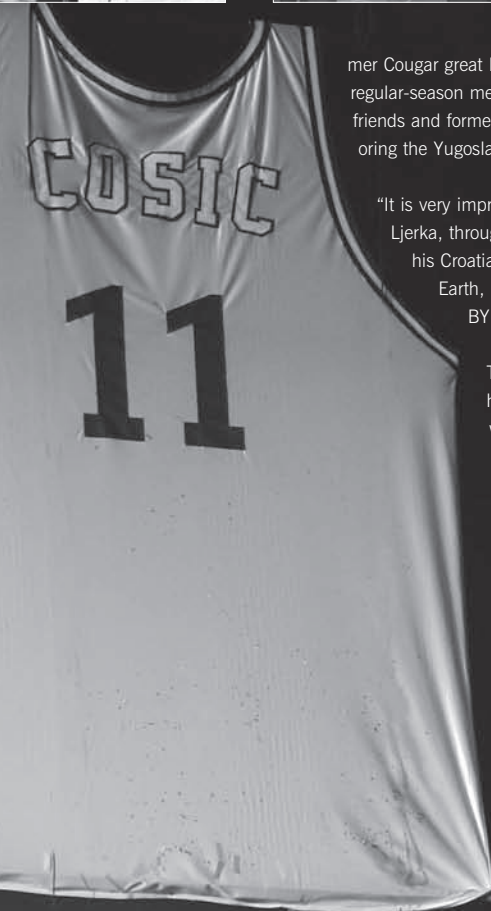
Whether it was leading the fastbreak, dribbling between his legs or shooting a sky-hook, Cosic's enthusiasm and on-the-court antics endeared him to almost everyone who saw him play. During his career at BYU, Cosic used his versatile inside-outside game to lead the Cougars in scoring (23.3 points per game) and rebounding (12.8 rebounds per game) as a junior and again as a senior (20.2 ppg, 9.5 rpg). His unselfish attitude also helped him to lead his team in assists.

He ranks second on BYU's all-time rebounding list with 919, an average of 11.6 per game, and fourth all-time with a 19.1 career scoring average while recording a BYU-record 47 double-doubles. Behind the play of Cosic, the Cougars won two WAC titles and reached the NCAA Regional Tournament in 1971 and 1972.

Cosic was a three-time first-team All-WAC selection and earned All-America accolades following his junior season. He likely would have been a four-year award winner but freshmen were not allowed to play on varsity.

Upon graduation, Cosic became very involved with basketball throughout Europe. He played on four Olympic teams with his native land of Yugoslavia, winning a gold medal in 1980 and two silver medals in 1968 and 1976. He ended his career as the all-time Croatian scoring leader and went on to coach the Yugoslavian National Team for many years.

His national and international accomplishments led to his induction into the Basketball Hall of Fame in Springfield, Mass., on May 6, 1996, making Cosic just the second Cougar to receive the prestigious honor,



along with coach Stan Watts, and the only BYU player. He is also a member of the Utah Basketball Hall of Fame, inducted in 2001.

In September of 1992, Cosic was appointed as the Croatian Deputy Ambassador to the United States. He and his family lived in Washington D.C where he performed his diplomatic duties in the same excellent manner in which he played basketball.

On May 25, 1995, Cosic lost his battle against the toughest opponent of his career – cancer. In the 46 years prior to his death, Cosic became one of the most influential and well-known of all European basketball players. He left behind the legacy and credit of being the individual that first introduced the American game of basketball to Europe.

BYU retired the No. 11 jersey of former Cougar great Kresimir Cosic in an historic event at halftime of BYU's last regular-season men's basketball game on March 4, 2006. Cosic's family, friends and former teammates were on hand to witness the ceremony honoring the Yugoslavian native who succumbed to cancer in 1995.

"It is very impressive that Kreso is not forgotten here," said Cosic's wife Ljerka, through her daughter, Ana. "Kreso never forgot Provo. He loved his Croatia and always spoke of it as the most beautiful place on Earth, but Provo forever remained his second home. Provo and BYU marked his life and career."

The ceremony began with a video presentation featuring highlights of Cosic's career as well as interviews with those who knew, played with and coached the father of basketball in Croatia. Emotions ran high as Cosic's wife and three daughters were presented to the season-high crowd of 20,732, who broke into chants of "Cosic" that shook the rafters.

Former teammate Steve Kelly, representing all of Cosic's former teammates, fondly recounted his playing days with Cosic, calling the Cougars' second-leading rebounder and scorer all-time a guard trapped in a 6-foot-11 body. Former BYU coach Glenn Potter, who was an assistant during Cosic's first two years on the varsity team before taking the helm of the BYU program for Cosic's final season, also spoke on behalf of the coaching staff. He remembered Cosic turning down offers from the Los Angeles Lakers and the Boston Celtics to return to his native country and play on the Yugoslavian National Team for just \$250 dollars a week.



"To him, basketball was simply the means to a greater end of serving his Father in Heaven," said Potter. "He was a great man, a great basketball player and a wonderful ambassador for his country and the Church."

President Thomas S. Monson, a member of the First Presidency of The Church of Jesus Christ of Latter-day Saints, then spoke of Cosic's dedication to the Church, recalling Cosic ducking to enter the door of Monson's office for interviews and translating the Book of Mormon into his native language. The festivities concluded with a stirring message from Cosic's wife Ljerka, read by their daughter, Ana, on behalf of the family. Ljerka, along with her daughter Iva and son Kresimir, traveled from Croatia to attend the event but was too overwhelmed to speak so Ana, who recently graduated from BYU, delivered her words. Cosic's jersey was then unveiled from the rafters on the west end of the Marriott Center to chants of "Cosic" from the crowd.



KRESIMIR COSIC

BASKETBALL HALL OF FAME INDUCTEE



Few players in BYU history have been able to capture the hearts of Cougar fans like Kresimir Cosic did from 1970-73. The 6-foot-11 center from Zadar, Yugoslavia, entertained fans during his stellar career with his enthusiastic, guard-like play.

Whether it was leading the fastbreak, dribbling between his legs or shooting a sky-hook, Cosic's enthusiasm and on-court antics endeared him to almost everyone who saw him play.

During his career at BYU, Cosic used his versatile inside-outside game to lead the Cougars in scoring (23.3) and rebounding (13.0) as a junior and again as a senior (20.2 points per game). His unselfish attitude helped him to lead his team in assists.

He ranks second on BYU's all-time rebounding list with 919, an average of 11.6 per game, and fourth all-time with a 19.1 career scoring average while recording a BYU-record 47 double-doubles. He was a three-time first-team All-WAC selection and an All-American his junior and senior years. He likely would have been a four-year all-conference award winner but freshmen at that time were not allowed to play on varsity. Behind the play of Cosic, the Cougars won two WAC titles and reached the NCAA Regional Tournament in 1971 and 1972.

Upon graduation, Cosic became very much involved with basketball throughout Europe. He played on four Olympic teams with his native land of Yugoslavia, winning a gold medal in 1980 and two silver medals in 1968 and 1976. He ended his career as the all-time Croatian scoring leader and went on to coach the Yugoslavian national team for many years.


His national and international accomplishments led to his induction into the Basketball Hall of Fame in Springfield, Mass., on May 6, 1996, making Cosic just the second Cougar to receive the prestigious honor and the only BYU player. He is also a member of the Utah Basketball Hall of Fame, inducted in 2001.

In September of 1992, Cosic was appointed as deputy ambassador for Croatia to the United States. He and his family lived in Washington D.C where he performed his diplomatic duties in the same excellent manner in which he played basketball.

On May 25, 1995, Cosic lost his battle against the toughest opponent of his career – cancer. During his 46 years on earth, Cosic became one of the most influential and well-known of all European basketball players. He left behind the legacy and credit of being the individual that first introduced the American game of basketball to Europe.

During the 2005 NCAA Men's Basketball Tournament, CBS Television analyst Billy Packer singled out Cosic while discussing the quality of international players playing college basketball. Said Packer, "Kresimir Cosic, who played at BYU, was really the first great international player to play college basketball in the United States."

Cosic played in BYU's first game on the Marriott Center floor in 1971. His No. 11 jersey was retired by BYU on Mar. 4, 2006 in a halftime ceremony with 20,732 fans in attendance, which was also the last time the original Marriott Center floor was used before being replaced during the summer of 2006.





STAN WATTS

BASKETBALL HALL OF FAME INDUCTEE

When considering the most influential individuals in BYU basketball history, Stan Watts has to be placed at the top of the list. During his 23 years at the helm of the Cougar basketball program, Watts led his teams to two NIT National

Championships (1951, 1966) and oversaw the construction of the George Albert Smith Fieldhouse and the Marriott Center.

His nationally recognized accomplishments led to his induction into the Basketball Hall of Fame in Springfield, Mass., on March 6, 1986, making him the first Cougar to receive the prestigious honor. Watts finished his career after the 1971-72 season with an overall record of 371-254 (.594).

He was a member of the NCAA's Rules Committee, served as president of the National Association of Basketball Coaches and chaired the U.S. Olympic Basketball Committee in 1976. Watts also served six years as BYU's athletic director and spent time on the Cougar football and baseball coaching staffs.

Even more impressive than his remarkable accomplishments as a coach is his impeccable character as a human being. He is respected by coaches, fans and players alike for his conduct both on and off the court.

"His won-loss record speaks very well for the kind of coach he was," said former player Harold Christensen, who played for Watts on the 1951 championship team. "His reputation among his fellow coaches suggests how much they respected him. He still has that and is still honored in the community in which he coached."


Always a fighter, Watts overcame a rare form of cancer in 1971—only the fourth-known case of this type of cancer in medical history. Despite the fact that the other three individuals died, Watts refused to give up. After 14-hours of surgery and a two-month stay in the hospital, Watts returned to coach his team to a WAC Championship the following year.

Known for his fast-break style of offense, Watts remained an avid Cougar fan. He once said, "It has always been our contention that the average basketball fan likes to see fast-scoring, speedy, exciting basketball."

By looking around the Marriott Center during a Cougar game, there are hints that Watts has been there. The glass-encased exhibit in the halls outside the arena pays tribute to one of the greatest coaches and individuals ever to grace the sidelines of a BYU athletic contest — as do the two NIT Championship banners and the WAC title banners from 1965, 1967, 1969, 1971 and 1972.

"The greatest tribute I can pay to Stan Watts," said retired Senior Associate Athletic Director Pete Witbeck, who was BYU's NCAA compliance officer and former assistant to Watts for many years, "is he's truly a man of God. He's always been a gentleman and great man. You don't see that very often."

Watts passed away April 6, 2000, at the age of 88.




STAN WATTS
NIT CHAMPIONSHIPS, 1951, 1966



BYU'S ALL-AMERICANS


PLAYER	POS.	HT.	YEAR	RECOGNITION
Elwood S. Romney			1931	Helms (1st), College Humor (3rd), Consensus
			1932	Helms (1st)
Joe Nelson	F	6-3	1948	Helms (2nd), GlobeTrotters Tour
Mel Hutchins	C	6-5	1951	Helms (1st), Sporting News (1st), Converse Yearbook (1st), Look Magazine (1st), INS (1st), UPI (3rd), AP (3rd)
Roland Minson	F	6-0	1951	Converse Yearbook (4th)
Joe Richey	F	6-1	1953	Colliers (2nd), INS (2nd), Look Magazine (2nd), Helms (3rd)
Dean Larsen	F	6-2	1954	Helms (2nd)
Terry Tebbs	G	5-9	1956	UPI Little (1st)
Tom Steinke	G	5-10	1957	UPI Little (1st), Helms (2nd)
John Fairchild	C	6-8	1965	Helms, NABC (3rd)
Dick Nemelka	G	6-0	1966	Helms, Converse Yearbook (1st), USBWA (1st), NABC (3rd)
Kresimir Cosic	C	6-11	1972	Helms, Converse Yearbook (2nd), UPI (3rd), NABC (4th)
			1973	Helms, NABC (4th), Citizen Saving Athletes Foundation
Danny Ainge	G	6-5	1978	UPI (HM)
			1979	NABC (4th)
			1980	Helms, NABC (3rd), Academic (1st)
			1981	Consensus, Helms, AP (1st), NABC (1st), UPI (1st), Sporting News (1st), Converse Yearbook (1st), Basketball Times (1st), Wooden Award, Eastman Award, USBWA (2nd), Academic (1st)
Devin Durrant	F	6-7	1983	Academic (1st)
			1984	Wooden (1st), AP (2nd), NABC (2nd), USBWA (2nd), Sporting News (2nd), Basketball Times (2nd), UPI (3rd)
Michael Smith	F	6-10	1987	Academic (1st)
			1988	USBWA (2nd), UPI (2nd), Basketball Times (2nd), AP (3rd), Basketball Weekly (3rd), Sporting News (HM), Academic (1st)
			1989	Academic (1st)
Jeff Chatman	F	6-6	1988	Sporting News (HM)
Andy Toolson	F	6-6	1990	Academic (1st)
Shawn Bradley	C	7-6	1991	Basketball Times Freshman (1st)
Nate Call	G	6-0	1992	AP (HM)
Gary Trost	C	6-10	1993	AP (HM)
Randy Reid	G	6-2	1994	Academic (3rd)
Russell Larson	F	6-11	1995	Academic (1st)
Mekeli Wesley	F	6-9	2001	AP (HM)
Rafael Araujo	C	6-11	2004	Basketball Times (2nd), AP (HM)
Trent Plaisted	F/C	6-11	2006	Scout.com Freshman (2nd)
Keena Young	F	6-6	2007	AP (HM)
Lee Cumnard	F	6-7	2008	AP (HM)

RAFAEL ARAUJO



Rafael Araujo earned All-America accolades in 2003-04 after leading BYU to the NCAA Tournament as its leading scorer and rebounder. He had 32 points and 17 rebounds in BYU's win over eventual Final Four participant Oklahoma State.


KEENA YOUNG



LEE CUMNARD



MEKELI WESLEY





CONFERENCE AWARDS

CONFERENCE PLAYER OF THE YEAR

- 1964-65 John Fairchild, Sr.
- 1980-81 Danny Ainge, Sr.
- 1982-83 Devin Durrant, Jr.
- 1984-85 Timo Saarelainen, Sr.
- 1987-88 Michael Smith, Jr.
- 2000-01 Mekeli Wesley, Sr.
- 2003-04 Rafael Araujo, Sr.
- 2006-07 Keena Young, Sr.
- 2007-08 Lee Cumnard, Jr.

DEFENSIVE PLAYER OF THE YEAR

- 2002-03 Travis Hansen, Sr.
- 2003-04 Mike Hall, Jr.

ALL-DEFENSIVE TEAM

- 1994-95 Robbie Reid, So.
- 1995-96 Randy Reid, Sr.

ALL-NEWCOMER TEAM (END IN 2001)

- 1995-96 Bryon Ruffner, Jr.
- 1997-98 Ron Selleaze, Jr. +
- 1997-98 Mekeli Wesley, Fr.
- 1998-99 Mark Bigelow, Fr.
- 1999-00 Terrell Lyday, Jr. #
- 2000-01 Trent Whiting, Sr.

HONORABLE MENTION ALL-MWC (START IN 2002)

- 2001-02 Mark Bigelow, Jr.
- 2001-02 Matt Montague, Sr.
- 2001-02 Eric Nielsen, Sr.
- 2002-03 Jared Jensen, So.
- 2004-05 Austin Ainge, So.
- 2005-06 Brock Reichner, Sr.
- 2005-06 Rashaun Broadus, Jr.
- 2006-07 Austin Ainge, Sr.

COACH OF THE YEAR

- 1989-90 Roger Reid
- 1991-92 Roger Reid
- 2002-03 Steve Cleveland
- 2005-06 Dave Rose
- 2006-07 Dave Rose

FRESHMAN OF THE YEAR

- 1990-91 Shawn Bradley
- 1991-92 Russell Larson
- 1998-99 Mark Bigelow
- 2001-02 Jared Jensen
- 2005-06 Trent Plaisted
- 2006-07 Jonathan Tavernari

MWC ALL-TOURNAMENT TEAM

- 1999-00 Terrell Lyday
- 2000-01 Terrell Lyday
- 2000-01 Mekeli Wesley
- 2003-04 Rafael Araujo
- 2006-07 Lee Cumnard
- 2006-07 Trent Plaisted
- 2006-07 Keena Young
- 2007-08 Lee Cumnard

+WAC Newcomer of the Year
#MWC Newcomer of the Year


PLAYER OF THE YEAR AWARD WINNERS



JOHN FAIRCHILD '65



DANNY AINGE '81



DEVIN DURRANT '83



TIMO SAARELAINEN '85



MICHAEL SMITH '88



MEKELI WESLEY '01



RAFAEL ARAUJO '04




KEENA YOUNG '07



LEE CUMNARD '08



Dave Rose earned back-to-back MWC Coach of the Year awards in his first two years at the helm. He is the first BYU coach to ever garner consecutive conference honors.



KEENA YOUNG
2007 MWC PLAYER OF THE YEAR

COACH OF THE YEAR



ROGER REID '90, '92



STEVE CLEVELAND '03



DAVE ROSE '06, '07

FRESHMAN OF THE YEAR AWARD WINNERS



SHAWN BRADLEY '91



RUSSELL LARSON '92



MARK BIGELOW '99



JARED JENSEN '02



TRENT PLAISTED '06



JONATHAN TAVERNARI '07



MIKE HALL • 2004
MWC DEFENSIVE
PLAYER OF THE YEAR



ALL-CONFERENCE PERFORMERS

1930-31 (Rocky Mountain)

Elwood Romney, BYU, Fr. 1st

1931-32

Elwood Romney, BYU, So. 1st

1932-33

Floyd Millet, BYU, Fr. 1st

Jay Whitman, BYU, Fr. 1st

1933-34

Floyd Millet, BYU, So. 1st

Jay Whitman, BYU, So. 1st

1936-37

Earl Giles, BYU, Jr. 1st

1940-41 (Mountain States/Skyline)

Duane Esplin, BYU, Fr. 1st

1942-43

Brady Walker, BYU, Fr. 1st

1947-48

Joe Nelson, BYU, So. 1st

Randy Clark, BYU, So. 1st

1948-49

Joe Nelson, BYU, Jr. 1st

1950-51

Roland Minson, BYU, Jr. 1st

Mel Hutchins, BYU, Sr. 1st

1952-53

Joe Richey, BYU, Jr. 1st

Harold Christensen, BYU, Jr. 1st

1953-54

Dean Larsen, BYU, Jr. 1st

1954-55

Terry Tebbs, BYU, So. 1st

1955-56

Terry Tebbs, BYU, Jr. 1st

1957-58

John Nicoll, BYU, Fr. 1st

1960-61

Gary Earnest, BYU, Jr. 1st

1962-63 (Western Athletic)

Bruce Burton, BYU, Sr. 1st

Gary Batchelor, BYU, Sr. 2nd

1963-64

John Fairchild, BYU, Jr. 1st

1964-65

John Fairchild, BYU, Sr. 1st

Dick Nemelka, BYU, Jr. 2nd

1965-66

Dick Nemelka, BYU, Sr. 1st

Jeff Congdon, BYU, Sr. 2nd

Steve Kramer, BYU, Sr. 2nd

1966-67

Kari Liimo, BYU, So. 1st

Craig Raymond, BYU, Sr. 2nd

Jim Jimas, BYU, Sr. 2nd

1967-68

Jim Eakins, BYU, Sr. 1st


Kari Liimo, BYU, Jr. 2nd

Marty Lythgoe, BYU, Jr. 2nd

1968-69

Paul Ruffner, BYU, Jr. 2nd

Marty Lythgoe, BYU, Sr. 2nd



Mountain States Conference All-Conference First Team selections from left to right: Mel Hutchins, Joe Nelson and Roland Minson.

Doug Howard, BYU, Jr. 2nd

1969-70

Doug Howard, BYU, Sr. 2nd

1970-71

Kresimir Cosic, BYU, So. 1st

1971-72

Kresimir Cosic, Jr. 1st

Bernie Fryer, BYU, Sr. 1st

1972-73

Kresimir Cosic, BYU, Sr. 1st

Doug Richards, BYU, Jr. 2nd

1973-74

Doug Richards, BYU, Sr. 2nd

1975-76

Jay Cheesman, BYU, Jr. 1st

1976-77

Jay Cheesman, BYU, Sr. 2nd

1977-78

Danny Ainge, BYU, Fr. 1st

1978-79

Danny Ainge, BYU, So. 1st

Scott Runia, BYU, Jr. 2nd

Alan Taylor, BYU, Jr. 2nd

1979-80

Danny Ainge, BYU, Jr. 1st

Alan Taylor, BYU, Sr. 1st

1980-81

Danny Ainge, BYU, Sr. 1st

Fred Roberts, BYU, Jr. 1st

1981-82

Fred Roberts, BYU, Sr. 1st

Steve Trumbo, BYU, Sr. 1st

1982-83

Devin Durrant, BYU, Jr. 1st

Brett Applegate, BYU, Jr. 2nd




Left to Right: Steve Kramer, Stan Watts, Jeff Congdon, Jim Eakins (back), Neil Roberts and Dick Nemelka.



FRED ROBERTS



ALL-CONFERENCE PERFORMERS



KEN ROBERTS

1983-84
Devin Durrant, BYU, Sr. 1st
Brett Applegate, BYU, Sr. 1st

1984-85
Timo Saarelainen, BYU, Sr. 1st

1985-86
Jeff Chatman, BYU, So. 2nd
Bob Capener, BYU, Jr. 2nd

1986-87
Michael Smith, BYU, So. 1st

1987-88
Michael Smith, BYU, Jr. 1st
Jeff Chatman, BYU, Sr. 1st

1988-89
Michael Smith, BYU, Sr. 1st

1989-90
Marty Haws, BYU, Sr. 1st
Andy Toolson, BYU, Sr. 2nd

1990-91
Steve Schreiner, BYU, Sr. 1st
Shawn Bradley, BYU, Fr. 2nd



TRAVIS HANSEN

1991-92
Gary Trost, BYU, Jr. 1st
Nathan Call, BYU, Sr. 2nd

1992-93
Gary Trost, BYU, Sr. 1st

1993-94
Russell Larson, BYU, Jr. 1st

1994-95
Russell Larson, BYU, Sr. 1st
Kenneth Roberts, BYU, Jr. 1st

1995-96
Kenneth Roberts, BYU, Sr. 1st

1997-98
Mountain Division
Ron Selleaze, BYU, Jr. 2nd

1998-99
Pacific Division
Mark Bigelow, BYU, Fr. 2nd

1999-00 (Mountain West)
Mekeli Wesley, BYU, Jr. 2nd

2000-01
Mekeli Wesley, BYU, Sr. 1st
Terrell Lyday, BYU, Sr. 1st
Trent Whiting, BYU, Sr. 2nd

2001-02
Travis Hansen, BYU, Jr. 2nd

2002-03
Travis Hansen, BYU, Sr. 1st
Rafael Araujo, BYU, Jr. 3rd
Mark Bigelow, BYU, Jr. 3rd

2003-04
Rafael Araujo, BYU, Sr. 1st
Mark Bigelow, BYU, Sr. 2nd
Mike Hall, BYU, Jr. 3rd


2004-05
Mike Hall, BYU, Sr. 3rd

2005-06
Trent Plaisted, BYU, Fr. 2nd
Keena Young, BYU, Jr. 3rd


2006-07
Keena Young, BYU, Sr. 1st
Trent Plaisted, BYU, So. 2nd
Lee Cummard, BYU, So. 3rd

2007-08
Lee Cummard, BYU, Jr. 1st
Trent Plaisted, BYU, Jr. 1st
Jonathan Tavernari, So. 3rd


As a freshman, Trent Plaisted set the MWC scoring record for a center. He has captured All-MWC Second Team honors in both 2006 and 2007 and was a first-team All-MWC selection in his final season as a Cougar in 2008.



MIKE HALL



MEKELI WESLEY



MARK BIGELOW






BYU NBA DRAFT CHOICES

YEAR	PLAYER	TEAM	RD/PK	OVER. PICK
1948	Brady Walker	Providence Steamrollers		
1948	Joe Nelson	Philadelphia Warriors	5th	
1949	Joe Weight	Boston Celtics	9th	
1950	Joe Nelson	Rochester Royals	5th/10th	58th
1951	Mel Hutchins	Tri-Cities Blackhawks	1st/2nd	2nd
1951	Roland Minson	New York Knicks	2nd/6th	16th
1952	Jerry Romney	Rochester Royals	8th	
1953	Harold Christensen	Minneapolis Lakers		
1953	Joe Richey	Minneapolis Lakers		
1954	Phil Larson	Fort Wayne Pistons	10th/4th	84th
1956	Hershel Pederson	St. Louis Hawks	10th/2nd	72nd
1959	John Nicoll	New York Knicks	13th/2nd	84th
1965	John Fairchild	Los Angeles Lakers	2nd/8th	19th
1966	Jeff Congdon	Detroit Pistons	4th/2nd	32nd
1966	Dick Nemeika	St. Louis Hawks	5th/4th	44th
1967	Craig Raymond	Philadelphia 76ers	1st/12th	12th
1968	Jim Eakins	San Francisco Warriors	5th/7th	57th
1969	Kari Liimo	Los Angeles Lakers	7th/12th	97th
1970	Paul Ruffner	Chicago Bulls	2nd/11th	28th
1970	Doug Howard	Chicago Bulls	11th/9th	79th
1971	Steve Kelly	Detroit Pistons	7th/11th	113th
1972	Bernie Fryer	Phoenix Suns	7th/12th	109th
1972	Kresimir Cosic	Portland Trailblazers	10th/1st	144th
1973	Kresimir Cosic	Los Angeles Lakers	5th/15th	84th
1973	Kalevi Sarkalahti	Phoenix Suns	13th/4th	186th
1973	Phil Tollestrup	Buffalo Braves	20th/1st	211th
1974	Doug Richards	Portland Trailblazers	7th/2nd	110th
1977	Jay Chessman	Chicago Bulls	6th/13th	123rd
1977	Vern Thompson	Atlanta Hawks	8th/4th	155th
1980	Alan Taylor	Utah Jazz	4th/3rd	72nd
1981	Danny Ainge	Boston Celtics	2nd/8th	31st
1981	Steve Craig	Philadelphia 76ers	5th/22nd	114th
1982	Fred Roberts	Milwaukee Bucks	2nd/4th	27th
1982	Steve Trumbo	Utah Jazz	3rd/3rd	49th
1983	Greg Kite	Boston Celtics	1st/21st	21st
1984	Devin Durrant	Indiana Pacers	2nd/1st	25th
1984	Brett Applegate	Portland Trailblazers	4th/18th	88th
1985	Timo Saarelainen	Los Angeles Lakers	5th/22nd	115th
1987	Tom Gneiting	Seattle SuperSonics	6th/10th	124th
1989	Michael Smith	Boston Celtics	1st/13th	13th
1993	Shawn Bradley	Philadelphia 76ers	1st/2nd	2nd
2003	Travis Hansen	Atlanta Hawks	2nd/8th	37th
2004	Rafael Araujo	Toronto Raptors	1st/8th	8th
2008	Trent Plaisted	Detroit (from Seattle)	2nd/16th	46th

COUGAR PROS OVERSEAS



PLAYER (YEARS AT BYU)	COUNTRY
Kresimir Cosic (1971-73)	Italy
Alan Taylor (1977-80)	Italy, Germany
Scott Runia (1977-80)	Holland
Fred Roberts (1979-82)	Italy, Spain
Steve Trumbo (1979-82)	Spain
Devin Durrant (1979-84)	Spain
Tom Gneiting (1985-87)	Spain, Turkey
Jim Usevitch (1983-88)	Israel, Greece
Jeff Chatman (1985-88)	Switzerland
Michael Smith (1984-89)	Spain
Andy Toolson (1984-90)	Italy, Greece, Spain
Marty Haws (1987-90)	Belgium
Gary Trost (1988-93)	Portugal, Argentina
Jared Miller (1991-93)	Portugal
Kevin Nixon (1992-93)	Portugal
Russell Larson (1992-95)	Spain
Robbie Reid (1993-95)	Italy, Austria, Estonia, Saudi Arabia, England
Kenneth Roberts (1991-96)	Spain, Portugal, New Zealand
Bryon Ruffner (1995-96)	Belgium, Sweden
Jarkko Ahlbom (1996-98)	Finland
Silester Rivers (1998-00)	Chile
Mekeli Wesley (1997-01)	Spain, Belgium, France, Poland
Terrell Lyday (1999-01)	Poland, Turkey, France, Russia, Italy
Trent Whiting (2000-01)	Italy
Eric Nielsen (1996-02)	Spain
Travis Hansen (2000-03)	Spain, Russia
Luiz Lemes (2002-04)	Brazil
Mark Bigelow (1999-04)	Germany, Spain
Kevin Woodberry (2002-04)	Mexico
Rafael Araujo (2002-04)	Russia
Mike Hall (2003-05)	Turkey, France
Brock Reichner (2004-06)	Greece
Keena Young (2004-07)	Korea



Travis Hansen is one of the many Cougars who have gone on to play professionally overseas.


During Danny Ainge's 14-year NBA playing career he was a member of some of the most successful and dominant teams in league history. During six seasons his teams won 60 games or more. Below is a breakdown of the success Ainge experienced as an NBA player:

- **2 CHAMPIONSHIP TEAMS:** Boston 1984 and 1985
- **6 NBA FINALS APPEARANCES:** Boston 1984-87; Portland 1992; Phoenix 1993
- **9 CONFERENCE FINALS APPEARANCES:** Boston 1982, 1984-1988; Portland 1991-92; Phoenix 1993.





All-American center Rafael Araujo was an NBA lottery pick as the No. 8 selection overall in the 2004 NBA Draft.



BYU's all-time leading NBA scorer, Danny Ainge currently serves as the Boston Celtics Executive Director of Basketball Operations.

2008 NBA Draft Pick Trent Plaisted was taken by the Detroit Pistons in the second round.

Shawn Bradley played for 12 seasons in the NBA. He led the NBA in blocks twice, most recently with 228 rejections in 2000-01. He retired holding the Mavericks' record for most points by a center (32) and most blocks (13) in a game.




COUGAR TOP NBA STATS

No	Player	Points
1.	Danny Ainge	11,964
2.	Jim Eakins	8,255
3.	Shawn Bradley	6,761
4.	Fred Roberts	5,962
5.	Mel Hutchins	4,851
6.	Jeff Congdon	1,995
7.	Greg Kite	1,717
8.	Craig Raymond	1,658
9.	Brady Walker	1,603
10.	John Fairchild	1,085

No	Player	Rebounds
1.	Jim Eakins	5,578
2.	Shawn Bradley	5,274
3.	Mel Hutchins	4,186
4.	Danny Ainge	2,768
5.	Greg Kite	2,603
6.	Fred Roberts	2,308
7.	Craig Raymond	1,510
8.	Jeff Congdon	601
9.	Brady Walker	*549
10.	John Fairchild	523

*Partial career rebound stats



BYU HOOP RECORDS




POINTS IN A SINGLE GAME

PTS.	PLAYER	DATE	OPPONENT
47	Bob Skousen	Dec. 1, 1961	UCLA
44	Dave Eastis	Feb. 5, 1960	New Mexico
41	Timo Saarelainen	Feb. 7, 1985	at New Mexico
40	Marty Haws	Nov. 24, 1989	Siena
40	John Fairchild	Feb. 26, 1965	Arizona
40	Dick Nemelka	Dec. 29, 1965	vs. St. Bonaventure
40	Danny Ainge	Dec. 23, 1978	Oral Roberts
39	Michael Smith	Dec. 29, 1987	La Salle
39	Michael Smith	Dec. 19, 1987	Utah State
39	Dick Nemelka	Dec. 4, 1964	Oregon
39	Dick Nemelka	Dec. 4, 1965	Houston
39	Danny Ainge	Dec. 27, 1980	Utah State
38	Devin Durrant	Jan. 19, 1984	at Hawaii
38	Dick Nemelka	Dec. 30, 1965	vs. Cornell
37	Steve Schreiner	Feb. 9, 1991	Hawaii
37	Marty Haws	Jan. 4, 1990	at Hawaii
37	Danny Ainge	Jan. 8, 1981	San Diego St.
37	Paul Ruffner	Dec. 29, 1969	vs. Georgia
37	Joe Nelson	Jan. 16, 1948	Denver
37	Danny Ainge	Mar. 14, 1981	vs. UCLA
36	Russell Larson	Dec. 10, 1993	Nicholls State
36	Devin Durrant	Feb. 4, 1984	at UTEP
36	Devin Durrant	Jan. 26, 1984	Wyoming
36	Devin Durrant	Dec. 28, 1983	at UCLA
36	Paul Ruffner	Dec. 13, 1969	San Jose State
36	Doug Richards	Dec. 1, 1973	Idaho State
36	Danny Ainge	Dec. 3, 1977	at Idaho State
36	Kresimir Cosic	Jan. 25, 1973	Arizona
35	Terrell Lyday	Jan. 8, 2000	at Utah State
35	Russell Larson	Jan. 27, 1994	Wyoming
35	Michael Smith	Jan. 12, 1989	San Diego State
35	Devin Durrant	Jan. 7, 1984	Weber State
35	Devin Durrant	Dec. 10, 1983	St. Mary's
35	Devin Durrant	Nov. 30, 1983	Hofstra
35	Danny Ainge	Mar. 7, 1981	Utah
35	Kresimir Cosic	Dec. 22, 1971	at Utah State
35	Paul Ruffner	Jan. 3, 1970	at Utah
35	Dick Nemelka	Dec. 3, 1965	Illinois
35	Dick Nemelka	Dec. 6, 1963	at UCLA
35	Bob Quinney	Dec. 23, 1963	Michigan State
35	Timo Saarelainen	Nov. 30, 1984	vs. La Salle
34	Keena Young	Mar. 10, 2007	at UNLV
34	Mekeli Wesley	Jan. 20, 2000	Wyoming
34	Kenneth Roberts	Mar. 4, 1995	at Utah
34	Russell Larson	Feb. 25, 1995	Air Force
34	Michael Smith	Feb. 5, 1987	at New Mexico
34	Michael Smith	Jan. 10, 1987	New Mexico
34	Michael Smaith	Dec. 23, 1986	Pittsburgh
34	Devin Durrant	Jan. 14, 1984	Utah
34	Dick Nemelka	Feb. 5, 1966	at Utah
34	John Nicoll	Feb. 7, 1958	New Mexico
34	Jay Cheesman	Feb. 25, 1977	at New Mexico
34	Kari Liimo	Feb. 1, 1969	St. Francis
34	John Fairchild	Feb. 28, 1964	Arizona State
34	John Fairchild	Jan. 11, 1964	Wyoming
33	Devin Durrant	4 Times	
33	Michael Smith	3 Times	
33	Mark Bigelow	Dec. 8, 1998	at Washington State
33	Andy Toolson	Dec. 2, 1989	at Penn State
33	Timo Saarelainen	Jan. 31, 1985	San Diego State
33	Fred Roberts	Dec. 12, 1980	North Texas State
33	Danny Ainge	Jan. 21, 1978	Arizona State
33	Jay Cheesman	Feb. 15, 1975	at Arizona State
33	Kresimir Cosic	Dec. 9, 1971	New Mexico State
33	Paul Ruffner	Jan. 3, 1970	at Utah
33	Jeff Congdon	Mar. 5, 1966	Utah
33	Dick Nemelka	Dec. 18, 1965	at Santa Clara
33	Steve Kramer	Dec. 17, 1965	at Santa Clara
33	John Fairchild	Jan. 31, 1964	Utah State

REBOUNDS IN A SINGLE GAME

RBD.	PLAYER	DATE	OPPONENT
27	Scott Warner	Dec. 18, 1969	at Texas Tech
26	John Benson	Dec. 1, 1956	Washington
25	John Fairchild	Dec. 23, 1963	Michigan State
25	Bruce Burton	Feb. 2, 1962	Denver
24	Mel Hutchins	Mar. 3, 1951	Utah
23	Alan Taylor	Mar. 1, 1980	San Diego State
23	Mark Handy	Mar. 7, 1975	at Wyoming
23	Kresimir Cosic	Mar. 18, 1971	vs. UCLA
23	Steve Trumbo	Jan. 21, 1982	Air Force
22	Brian Ambrozich	Dec. 9, 1972	Wisconsin-Mil.
22	Kresimir Cosic	Feb. 27, 1971	Arizona State
21	Craig Raymond	Feb. 5, 1966	at Utah
21	John Fairchild	Mar. 13, 1965	vs. Oklahoma City
20	Alan Taylor	Jan. 20, 1979	at Utah
20	Kresimir Cosic	Jan. 30, 1971	at Arizona
20	John Fairchild	Feb. 6, 1965	Utah State
20	John Nicholls	1959	
19	Kresimir Cosic	Jan. 17, 1973	Niagara
19	Kresimir Cosic	Jan. 8, 1972	Arizona
19	Kresimir Cosic	Jan. 22, 1972	Utah State
19	Kresimir Cosic	Mar. 6, 1971	at Utah
19	Kari Liimo	Feb. 1, 1969	St. Francis
19	Jim Eakins	Feb. 26, 1966	Wyoming
18	Trent Plaisted	Dec. 15, 2007	Pepperdine
18	Trent Plaisted	Feb. 25, 2006	at TCU
18	Gary Trost	Dec. 19, 1991	McNeese State
18	Steve Schreiner	Jan. 12, 1991	New Mexico
18	Michael Smith	Jan. 15, 1987	San Diego State
18	Steve Trumbo	Dec. 26, 1981	Utah State
18	Paul Ruffner	Dec. 29, 1969	vs. Georgia
18	Bruce Burton	Feb. 16, 1963	Arizona State
17	Trent Plaisted	Dec. 24, 2007	vs. No. 1 North Carolina
17	Rafael Araujo	Feb. 6, 2003	vs. Oklahoma State
17	Rafael Araujo	Dec. 23, 2002	at San Francisco
17	Travis Hansen	Jan. 5, 2002	at Pepperdine
17	Brett Applegate	Dec. 28, 1983	at UCLA
17	Brett Applegate	Jan. 14, 1983	San Diego State
17	Steve Trumbo	Feb. 27, 1982	San Diego State
17	Steve Trumbo	Feb. 6, 1982	Colorado State
17	Greg Kite	Dec. 19, 1980	vs. Illinois
17	Steve Trumbo	Feb. 26, 1981	at Wyoming
17	Steve Trumbo	Jan. 10, 1981	Hawaii
17	Jay Cheesman	Feb. 13, 1976	Arizona State
17	Mark Handy	Feb. 22, 1975	Utah
17	K. Sarkalahti	Dec. 16, 1972	Utah State
17	Paul Ruffner	Jan. 3, 1970	at Utah
17	Steve Kramer	Dec. 21, 1965	vs. St. Joseph's
17	Craig Raymond	Dec. 21, 1965	vs. St. Joseph's
17	Dave Eastis	Feb. 4, 1961	at Denver



Travis Hansen was a rebounding machine against Pepperdine in 2002 when he pulled down a career-high 17 rebounds – the most ever by a BYU guard.



INDIVIDUAL SINGLE-GAME BESTS

POINTS SCORED

47 Bob Skousen vs. UCLA (1961)

FIELD GOALS ATTEMPTED

36 John Nicoll vs. New Mexico (1958)

FIELD GOALS MADE

21 Dave Eastis vs. New Mexico (1960)

FIELD GOAL PERCENTAGE

1.000 12/12, Kresimir Cosic vs. Arizona (1971)

THREE-POINT FIELD GOALS ATTEMPTED

16 Jonathan Tavernari vs. No. 1 UNC (2008)

THREE-POINT FIELD GOALS MADE

8 Mike Rose vs. Southern Utah (2003)

8 Mike Rose vs. UNLV (2007)

CONSECUTIVE THREE-POINT FG MADE

6 Nathan Call (6/6) vs. Utah (1991)

6 Jonathan Tavernari (6/7) vs. TCU (2007)

THREE-POINT PERCENTAGE (5 ATTEMPTS)

1.000 6/6, Nathan Call vs. Utah (1991)

1.000 5/5, Danny Bower vs. Wyoming (1998)

FREE THROWS ATTEMPTED

20 John Benson vs. Montana (1957)

20 John Nicoll vs. Utah (1958)

20 Jerry Dahlman at Arizona St. (1963)

FREE THROWS MADE

16 Mekeli Wesley at UTEP (1998)

15 John Benson vs. Montana (1957)

15 Steve Trumbo at CS Fullerton (1982)

15 Devin Durrant vs. Hawaii (1983)

FREE THROW PERCENTAGE (MIN. 10 ATTS.)

1.000 14/14, Andy Toolson vs. California (1989)

1.000 13/13, Doug Howard vs. Ariz. St. (1970)

1.000 13/13, Verne Thompson at Wyo. (1977)

1.000 13/13, Devin Durrant vs. St. Joe's (1983)

1.000 13/13, Marty Haws vs. Hawaii (1990)

1.000 13/13, Russell Larson vs. Fresno St. (1994)

1.000 13/13, Ken Roberts vs. S. Utah (1994)

1.000 12/12, Mekeli Wesley at USF (2001)

1.000 12/12, Travis Hansen at UNM (2003)

1.000 11/11, Ron Selleaze vs. Utah (1998)

1.000 11/11, Mekeli Wesley at Utah (1998)

1.000 11/11, Mark Bigelow vs. Arizona (1999)

1.000 11/11, Mark Bigelow at California (1999)

1.000 10/10, Nathan Cooper at UC Irvine (1999)

1.000 10/10, Mike Hall vs. UNLV (2004)

1.000 10/10, Lee Cummard vs. CSU (2007)

REBOUNDS

27 Scott Warner vs. Texas Tech (1970)

ASSISTS

16 Mike May vs. Niagara (1977)

15 Matt Montague vs. Idaho (2002)


15 Matt Montague vs. Wyoming (2002)

STEALS


9 Mark Bigelow vs. Arizona (1999)

BLOCKED SHOTS


14 Shawn Bradley vs. E. Kentucky (1991)



Mark Bigelow had nine steals and was 11-for-11 from the free-throw line against Arizona in 1998, setting two single-game bests.



In the 2003-04 season opener against Southern Utah, freshman Mike Rose connected on a team-record eight three-pointers in his collegiate debut. He equaled his record as a senior in 2006-07 by hitting eight triples against UNLV.



Devin Durrant earned several medals while playing for USA Basketball. Durrant is third on BYU's all-time scoring list.



Matt Montague had two 15-assist games in 2001-02 and went on to set BYU career and season assist records. Montague is BYU's all-time assist leader.



INDIV. SCORING BY SEASON

YEAR	PLAYER	PTS.	AVG.
2008	Lee Cumnard	552	15.8
2007	Keena Young	590	17.4
2006	Trent Plaisted	394	13.6
2005	Mike Hall	416	13.9
2004	Rafael Araujo	552	18.4
2003	Travis Hansen	537	16.8
2002	Travis Hansen	469	15.6
2001	Mekeli Wesley	569	17.2
2000	Terrell Lyday	565	17.1
1999	Mark Bigelow	419	15.0
1998	Ron Selleaze	352	16.8
1997	Jeff Campbell	383	15.3
1996	Kenneth Roberts	539	19.3
1995	Russell Larson	573	17.9
1994	Russell Larson	637	19.9
1993	Gary Trost	516	15.2
1992	Gary Trost	441	14.2
1991	Shawn Bradley	503	14.8
1990	Marty Haws	556	18.5
1989	Michael Smith	765	26.4
1988	Michael Smith	679	21.2
1987	Michael Smith	643	20.1
1986	Jeff Chatman	559	17.5
1985	Timo Saarelainen	639	22.0
1984	DEVIN DURRANT	866	27.9
1983	Devin Durrant	662	22.8
1982	Fred Roberts	466	15.5
1981	Danny Ainge	782	24.4
1980	Danny Ainge	555	19.1
1979	Danny Ainge	498	18.4
1978	Danny Ainge	632	21.1
1977	Jay Cheesman	429	15.9
1976	Jay Cheesman	441	17.6
1975	Brian Frishman	354	15.4
1974	Doug Richards	527	20.3
1973	Kresimir Cosic	524	20.2
1972	Kresimir Cosic	581	22.3
1971	Bernie Fryer	558	19.2
1970	Doug Howard	472	18.2
1969	Doug Howard	430	15.4
1968	Kari Liimo	410	17.0
1967	Craig Raymond	342	14.2
1966	Dick Nemelka	599	24.0
1965	John Fairchild	602	21.5
1964	John Fairchild	507	20.3
1963	Bruce Burton	445	17.1
1962	Bob Skousen	363	15.9
1961	Gary Earnest	429	16.5
1960	Dave Eastis	483	20.1
1959	Bob Skousen	462	17.7
1958	John Nicolls	463	17.8
1957	John Benson	516	18.4
1956	Terry Tebbs	506	19.5
1955	Herschel Pedersen	421	16.1
1954	Dean Larsen	426	15.2
1953	Joe Richey	525	17.5
1952	Joe Richey	352	14.6
1951	Roland Minson	619	16.7
1950	Joe Nelson	420	14.5


INDIV. REBOUNDS BY SEASON

YEAR	PLAYER	RBS.	AVG.
2008	Trent Plaisted	269	7.7
2007	Keena Young	223	6.6
2006	Trent Plaisted	199	6.9
2005	Keena Young	140	5.6
2004	Rafael Araujo	303	10.1
2003	Rafael Araujo	286	8.9
2002	Travis Hansen	187	6.2
2001	Mekeli Wesley	181	5.5
2000	Mekeli Wesley	192	5.8
1999	Mark Bigelow	175	6.3
1998	Ron Selleaze	146	7.0
1997	Justin Weidauer	158	8.3
1996	Justin Weidauer	204	7.3
1995	Russell Larson	222	6.9
1994	Russell Larson	292	9.1
1993	Gary Trost	236	6.9
1992	Gary Trost	203	6.3
1991	Shawn Bradley	262	7.7
1990	Andy Toolson	198	6.6
1989	Michael Smith	248	8.6
1988	Michael Smith	248	7.8
1987	Michael Smith	273	8.5
1986	Tom Gneiting	230	7.4
1985	Alan Pollard	189	6.5
1984	Brett Applegate	352	11.4
1983	Greg Kite	255	8.8
1982	Steve Trumbo	335	11.5
1981	Steve Trumbo	342	10.7
1980	Alan Taylor	317	10.9
1979	Alan Taylor	266	9.5
1978	Alan Taylor	246	8.5
1977	Jay Cheesman	225	8.3
1976	Jay Cheesman	233	9.3
1975	Mark Handy	236	9.1
1974	Mark Handy	227	8.7
1973	Kresimir Cosic	246	9.5
1972	Kresimir Cosic	332	12.8
1971	Kresimir Cosic	341	12.6
1970	Paul Ruffner	254	9.8
1969	Paul Ruffner	268	9.6
1968	Jim Eakins	252	10.1
1967	Craig Raymond	183	7.6
1966	Craig Raymond	247	9.9
1965	John Fairchild	348	12.4
1964	JOHN FAIRCHILD	330	13.2
1963	Bruce Burton	271	10.4
1962	Bruce Burton	271	10.4
1961	Dave Eastis	243	9.3
1960	Dave Eastis	245	10.2
1959	Bob Skousen	239	9.2
1958	John Nicholls	307	11.8
1957	John Bensen	317	11.3
1956	Herschel Pedersen	314	12.1
1955	Herschel Pedersen	293	11.3
1954	Nick Mateljan	276	10.6
1953	Nick Mateljan	292	9.7
1952	Joe Richey	167	7.0
1951	MEL HUTCHINS	471	12.7
1950	No Record Available		

INDIV. ASSISTS BY SEASON

YEAR	PLAYER	AST.	AVG.
2008	Ben Murdock	125	3.6
2007	Austin Ainge	150	4.4
2006	Rashaun Broadus	104	3.6
2005	Austin Ainge	130	4.1
2004	Luiz Lemes	136	4.5
2003	Kevin Woodberry	80	2.5
2002	MATT MONTAGUE	217	7.2
2001	Matt Montague	97	2.9
2000	Matt Montague	125	3.8
1999	Michael Vranes	80	2.9
1998	Brian Dignan	109	4.0
1997	Matt Montague	131	5.0
1996	Randy Reid	142	5.1
1995	Robbie Reid	157	4.9
1994	Randy Reid	87	2.7
1993	Randy Reid	141	4.1
1992	Nathan Call	204	6.4
1991	Nathan Call	164	4.8
1990	Marty Haws	123	4.1
1989	Marty Haws	149	5.1
1988	Brian Taylor	151	4.7
1987	Brian Taylor	118	3.7
1986	Bob Capener	104	3.3
1985	Marty Perry	114	4.2
1984	Chris Nikchevich	117	3.9
1983	Marty Perry	91	3.4
1982	Scott Sinek	100	3.3
1981	Danny Ainge	127	4.0
1980	Danny Ainge	132	4.6
1979	Danny Ainge	122	4.5
1978	Danny Ainge	158	5.3
1977	Mike May	108	4.2
1976	Verne Thompson	78	3.0
1975-53	No Records Available		
1952	Jerry Romney	37	1.6
1951	Roland Minson	99	2.7
1950	No Record Available		

KEENA YOUNG LED BYU IN SCORING & REBOUNDING IN 2007



NOTE: Bolded items indicate all-time single-season leaders for cumulative totals and per-game averages.



INDIVIDUAL SEASON RECORDS

POINTS SCORED

866	Devin Durrant (27.9 avg.)	1984
782	Danny Ainge (24.4)	1981
765	Michael Smith (26.4)	1989
679	Michael Smith (21.2)	1988
662	Devin Durrant (22.8)	1983
643	Michael Smith (20.1)	1987
639	Timo Saarelainen (22.0)	1985
637	Russell Larson (19.5)	1994
632	Danny Ainge (21.1)	1978
623	Jeff Chatman (19.5)	1988
619	Roland Minson (16.7)	1951
603	Fred Roberts (18.8)	1981
602	John Fairchild (21.5)	1965
599	Dick Nemelka (24.0)	1966
590	Keena Young (17.4)	2007
581	Kresimir Cosic (22.3)	1972
573	Russell Larson (17.9)	1995
571	Mel Hutchins (15.4)	1951
569	Mekeli Wesley (17.2)	2001
565	Terrell Lyday (17.1)	2000
559	Jeff Chatman (17.5)	1986
558	Bernie Fryer (19.2)	1971
556	Marty Haws (18.5)	1990
556	Mekeli Wesley (16.8)	2000
555	Danny Ainge (19.1)	1980
552	Rafael Araujo (18.4)	2004
552	Lee Cummmard (15.8)	2008
550	Andy Toolson (18.3)	1990
545	Trent Plaisted (15.6)	2008
540	Jeff Chatman (16.9)	1987
540	Terrell Lyday (16.4)	2001
539	Kenneth Roberts (19.3)	1996
537	Travis Hansen (16.8)	2003
529	Joe Nelson (15.6)	1949
527	Doug Richards (20.3)	1974
527	Bryon Ruffner (18.8)	1996
525	Joe Richey (17.5)	1953
524	Kresimir Cosic (20.2)	1973
516	John Benson (18.4)	1957
516	Steve Kelly (17.8)	1971
516	Gary Trost (15.2)	1993
511	Tom Steinke (19.7)	1957
507	John Fairchild (20.3)	1964
506	Terry Tebbs (19.5)	1956
503	Shawn Bradley (14.8)	1991

POINTS PER GAME

27.9	Devin Durrant	1984
26.4	Michael Smith	1989
24.4	Danny Ainge	1981
24.0	Dick Nemelka	1966
22.8	Devin Durrant	1983
22.3	Kresimir Cosic	1972
22.0	Timo Saarelainen	1985
21.5	John Fairchild	1965
21.2	Michael Smith	1988
21.1	Danny Ainge	1978
20.3	Doug Richards	1974
20.3	John Fairchild	1964
20.2	Kresimir Cosic	1973
20.1	Michael Smith	1987
20.1	Dave Eastis	1960

FIELD GOAL PERCENTAGE (STARTERS)

.631	Russell Larson	1993
.616	Tom Gneiting	1987
.606	Eric Nielsen	2001
.597	Alan Taylor	1980
.595	Jeff Chatman	1988
.591	Jared Jensen	2002
.588	Fred Roberts	1980
.581	Shawn Bradley	1991
.579	Fred Roberts	1981
.578	Eric Nielsen	2000
.577	Kenneth Roberts	1994
.575	Devin Durrant	1984
.574	Jared Jensen	2003

FIELD GOALS ATTEMPTED

627	Roland Minson	1951
-----	---------------	------

FIELD GOALS MADE

312	Devin Durrant	1984
-----	---------------	------

THREE-POINT PERCT. (30+ ATTS)

.532	Nathan Call	1988
------	-------------	------

THREE-POINT FIELD GOALS ATTEMPTED

234	Jonathan Tavernari	2008
-----	--------------------	------

THREE-POINT FIELD GOALS MADE

88	Jonathan Tavernari	2008
74	Andy Toolson	1990
73	Nick Sanderson	1993
68	Danny Bower	1998
67	Terrell Lyday	2000
65	Mark Bigelow	2002
63	Mark Bigelow	2003

CONSECUTIVE GAMES WITH A THREE-POINT FIELD GOAL (SEASON)

21	Terrell Lyday	2000
16	Andy Toolson	1990
16	Jonathan Tavernari	2008
15	Mark Bigelow	2002
14	Terrell Lyday	2001
13	Jimmy Balderson	2006
13	Lee Cummmard	2007
12	Mark Bigelow	2003
12	Jonathan Tavernari	2008
11	Terrell Lyday	2001
10	Mike Rose	2005

CONSECUTIVE THREE-POINTERS MADE

9	Jimmy Balderson	2006
---	-----------------	------

FREE THROW PERCENTAGE (STARTERS)

.925	Michael Smith (160/173)	1989
.904	Michael Smith (103/114)	1987
.902	Bob Quinney (55/61)	1966
.902	Chris Nikchevich (55/61)	1984
.877	Scott Runia (50/57)	1979
.875	Ricky Bower (49/56)	2003
.874	Gary Batchelor (104/119)	1963
.874	Brian Taylor (97/111)	1988
.867	Jonathan Tavernari (39/45)	2008
.864	Danny Ainge (146/169)	1978
.857	Lee Cummmard (96/112)	2008
.855	Randy Reid (71/83)	1993
.853	Doug Howard (122/143)	1969
.845	Jared Jensen (82/97)	2002

FREE THROWS ATTEMPTED

307	Devin Durrant	1984
-----	---------------	------

FREE THROWS MADE

242	Devin Durrant	1984
-----	---------------	------

CONSECUTIVE FREE THROWS


32	Michael Smith	1989
----	---------------	------

REBOUNDS

471	Mel Hutchins	1951
352	Brett Applegate	1984
348	John Fairchild	1965
342	Steve Trumbo	1981
341	Kresimir Cosic	1971
335	Steve Trumbo	1982
332	Kresimir Cosic	1972
330	John Fairchild	1964
317	Alan Taylor	1980
317	John Bensen	1957
314	Herschel Pedersen	1956
307	John Nichol	1958

REBOUNDS PER GAME (STARTERS)

13.2	John Fairchild	1964
12.8	Kresimir Cosic	1972
12.7	Mel Hutchins	1951
12.6	Kresimir Cosic	1971
12.4	John Fairchild	1965
12.1	Herschel Pedersen	1956



MICHAEL SMITH

11.8	John Nichol	1958
11.5	Steve Trumbo	1982
11.4	Brett Applegate	1984
11.3	John Bensen	1957
11.3	Herschel Pedersen	1955
10.9	Alan Taylor	1980
10.7	Steve Trumbo	1981
10.6	Nick Mateljan	1954
10.2	Dave Eastis	1960
10.1	Jim Eakins	1968
10.1	Rafael Araujo	2004

PERSONAL FOULS

124	Jared Miller	1993
-----	--------------	------

TIMES DISQUALIFIED

11	Jared Miller	1993
11	Glen Roberts	1978

BLOCKED SHOTS

177	Shawn Bradley	1991
-----	---------------	------

STEALS

66	Marty Haws	1990
62	Terrell Lyday	2000

ASSISTS - TOTAL

217	Matt Montague	2002
204	Nathan Call	1992
164	Nathan Call	1991
158	Danny Ainge	1978
157	Robbie Reid	1995

ASSISTS - AVERAGE

7.2	Matt Montague	2002
6.4	Nathan Call	1992
5.3	Danny Ainge	1978
5.1	Marty Haws	1989
5.1	Randy Reid	1996
5.0	Matt Montague	1997
4.9	Robbie Reid	1995
4.8	Nathan Call	1991
4.7	Brian Taylor	1988
4.6	Danny Ainge	1980
4.5	Danny Ainge	1979
4.5	Luiz Lemes	2004

TRIPLE DOUBLES

1	Danny Ainge (vs. Long Beach St.)	1978
1	Fred Roberts (vs. Utah)	1981
1	Michael Smith (vs. Colorado St.)	1988



POINTS SCORED

2467	Danny Ainge	78-79-80-81
2319	Michael Smith	84-87-88-89
2285	Devin Durrant	79-80-83-84
1885	Russell Larson	92-93-94-95
1841	Fred Roberts	79-80-81-82
1824	Jeff Chatman	85-86-87-88
1740	Mekeli Wesley	98-99-00-01
1715	Mark Bigelow	99, 02-03-04
1652	Kenneth Roberts	91-94-95-96
1512	Kresimir Cosic	71-72-73
1408	Jay Cheesman	74-75-76-77
1388	Andy Toolson	85-88-89-90

POINTS PER GAME

20.92	John Fairchild	20.2, 21.5
20.91	Danny Ainge	21.1, 18.4, 19.1, 24.4
19.5	Devin Durrant	13.2, 13.3, 22.8, 27.9
19.1	Kresimir Cosic	15.0, 22.3, 20.2
19.0	Michael Smith	8.0, 20.1, 21.2, 26.4
18.7	Bernie Fryer	19.2, 18.2
16.7	Terrell Lyday	17.1, 16.4
16.7	Dick Nemelka	10.8, 15.4, 24.0
16.3	Paul Ruffner	15.1, 17.7
16.2	Bob Skousen	17.7, 15.9, 13.0
15.6	Doug Richards	20.3, 15.9, 10.7
15.1	Mekeli Wesley	13.5, 11.0, 16.8, 17.2
15.1	Rafael Araujo	12.0, 18.4

FIELD GOALS ATTEMPTED

1875	Danny Ainge	78-79-80-81
1749	Michael Smith	84-87-88-89
1527	Devin Durrant	79-80-83-84
1369	Jeff Chatman	85-86-87-88
1333	Joe Richey	51-52-53
1259	Fred Roberts	79-80-81-82
1250	Mark Bigelow	99-02-03-04
1227	Mekeli Wesley	98-99-00-01
1188	Russell Larson	92-93-94-95
1162	Kresimir Cosic	71-72-73

FIELD GOALS MADE

987	Danny Ainge	78-79-80-81
886	Michael Smith	84-87-88-89
832	Devin Durrant	79-80-83-84
751	Jeff Chatman	85-86-87-88
687	Fred Roberts	79-80-81-82
660	Russell Larson	92-93-94-95
570	Mekeli Wesley	98-99-00-01
566	Kresimir Cosic	71-72-73
561	Kenneth Roberts	91-94-95-96
558	Jay Cheesman	74-75-76-77
548	Roland Minson	49-50-51

FIELD GOAL PERCENTAGE (STARTERS)

.574	Alan Taylor	77-78-79-80
.567	Jared Jensen	02-03-04-05
.567	Rafael Araujo	03-04
.566	Gary Trost	88-91-92-93
.556	Jared Miller	91-92-93
.556	Russell Larson	92-93-94-95
.550	Kenneth Roberts	91-94-95-96
.550	Tom Gneiting	85-86-87
.549	Jeff Chatman	85-86-87-88
.546	Fred Roberts	79-80-81-82
.546	Kenneth Roberts	91-94-95-96
.545	Devin Durrant	79-80-83-84

THREE-POINT FIELD GOALS ATTEMPTED

559	Mark Bigelow	99-02-03-04
381	Mike Rose	04-05-06-07
355	Randy Reid	92-96
321	Terrell Lyday	00-01

THREE-POINT FIELD GOALS MADE

213	Mark Bigelow	99-02-03-04
163	Mike Rose	04-05-06-07
141	Andy Toolson	85-88-89-90
127	Terrell Lyday	00-01

THREE-POINT PERCENTAGE (STARTERS)

.484	Brock Reichner	05-06
.456	Nathan Call	86-87-90-91
.445	Mark Heslop	88-89-90-91
.437	Andy Toolson	85-88-89-90
.430	Michael Smith	84-87-88-89

CONSECUTIVE GAMES WITH A THREE-POINT FIELD GOAL - CAREER

22	Mark Bigelow	1999, 2002
21	Terrell Lyday	2000

FREE THROWS ATTEMPTED

820	Devin Durrant	79-80-83-84
673	Russell Larson	92-93-94-95
651	Mekeli Wesley	98-99-00-01
641	Kenneth Roberts	91-94-95-96
633	Trent Plaisted	05-06-07-08
605	Danny Ainge	78-79-80-81
602	Fred Roberts	79-80-81-82
513	Mark Bigelow	99, 02-03-04
496	Gary Trost	88-91-92-93
491	Michael Smith	84-87-88-89
484	Kresimir Cosic	71-72-73
477	Jeff Chatman	85-86-87-88
430	Marty Haws	87-88-89-90

FREE THROWS MADE

621	Devin Durrant	79-80-83-84
541	Russell Larson	92-93-94-95
511	Kenneth Roberts	91-94-95-96
509	Mekeli Wesley	98-99-00-01
493	Danny Ainge	78-79-80-81
467	Fred Roberts	79-80-81-82
431	Michael Smith	84-87-88-89
414	Mark Bigelow	99-02-03-04
381	Kresimir Cosic	71-72-73
359	Gary Trost	88-91-92-93
346	Trent Plaisted	05-06-07-08
338	Randy Reid	93-94-95-96
329	Travis Hansen	01-02-03

FREE THROW PERCENTAGE (STARTERS)

.878	Michael Smith	84-87-88-89
.830	Randy Reid	93-94-95-96
.828	Mark Heslop	88-89-90-91
.827	Brian Taylor	83-84-87-88
.826	Nick Sanderson	92-93
.826	Gary Bachelor	61-62-63
.816	Danny Ainge	78-79-80-81
.813	Doug Howard	68-69-70

REBOUNDS

922	Michael Smith	84-87-88-89
919	Kresimir Cosic	71-72-73
919	Alan Taylor	77-78-79-80

839	Greg Kite	80-81-82-83
838	Fred Roberts	79-80-81-82
835	Steve Trumbo	79-80-81-82
821	Russell Larson	92-93-94-95
803	John Benson	56-57-58
801	Mark Handy	74-75-76-77

REBOUNDS PER GAME (STARTERS ONLY)

12.8	John Fairchild	64-65
11.6	Kresimir Cosic	71-72-73
10.2	John Benson	56-57-58

GAMES PLAYED

129	Russell Larson	92-93-94-95
129	Nathan Call	86-87-90-91

PERSONAL FOULS

408	Russell Larson	92-93-94-95
-----	----------------	-------------

ASSISTS - TOTAL

570	Matt Montague	97-00-01-02
539	Danny Ainge	78-79-80-81
528	Nathan Call	86-87-90-91
502	Marty Haws	87-88-89-90

ASSISTS - AVERAGE

4.67	Matt Montague	97-00-01-02
4.57	Danny Ainge	78-79-80-81
4.09	Nathan Call	86-87-90-91

STEALS - TOTAL


195	Danny Ainge	78-79-80-81
182	Marty Haws	87-88-89-90
140	Scott Sinek	82-83-84-85
138	Nathan Call	86-87-90-91
131	Russell Larson	92-93-94-95

BLOCKED SHOTS

208	Greg Kite	80-81-82-83
-----	-----------	-------------

TRIPLE DOUBLES

1	Danny Ainge	1978
1	Fred Roberts	1981
1	Michael Smith	1988



Terrell Lyday was a three-point bomber, hitting 60 treys in 2001 and 67 in 2000. In 2000 he set the BYU single-season record of 21 consecutive games with a three-point field goal.



GAMES PLAYED/STARTED & DOUBLE-DOUBLE RECORDS

GAMES PLAYED

- Nathan Call – 129
- Russell Larson – 129
- Mark Durrant – 128
- Ken Roberts – 126
- Randy Reid – 125
- Shane Knight – 124
- Marty Haws – 123
- Nathan Cooper – 122
- Eric Nielsen – 122
- Jeff Chatman – 122
- Matt Montague – 122
- Michael Smith – 122
- Mark Bigelow – 120
- Fred Roberts – 119
- Danny Ainge – 118
- Jared Jensen – 118
- Devin Durrant – 117
- Mekeli Wesley – 115
- Jimmy Balderson – 115

GAMES STARTED

- Jeff Chatman* – 122
- Randy Reid – 122
- Ken Roberts – 121
- Mark Bigelow – 119
- Fred Roberts* – 119
- Danny Ainge* – 118

- Devin Durrant* – 117
 - Michael Smith – 117
 - Mekeli Wesley – 111
 - Marty Haws – 102
 - Eric Nielsen – 102
- * indicates players who started every game they played in*

CONSECUTIVE GAMES PLAYED

- Mark Durrant* – 128
 - Ken Roberts* – 126
 - Marty Haws* – 123
 - Jeff Chatman – 122
 - Nathan Cooper* – 122
 - Matt Montague* – 122
 - Eric Nielsen* – 122
 - Mark Bigelow* – 120
 - Fred Roberts* – 119
 - Devin Durrant* – 117
 - Nathan Call – 107
- * indicates players who appeared in every game over the course of their four-year career*

CONSECUTIVE GAMES STARTED

- Jeff Chatman – 122 see note
- Fred Roberts – 119
- Mark Bigelow – 118
- Devin Durrant – 117

- Marty Haws – 91
- Michael Smith – 90
- Mekeli Wesley – 71
- Danny Ainge – 63 see note

Jeff Chatman – Chatman did not appear in the first three games of his freshman year. He started the fourth game, Dec. 8, 1984, and then played in and started every game until he graduated

Danny Ainge – Ainge did not play Feb. 24, 1979 (middle of sophomore year), but he started every game he appeared in, giving him 63 consecutive starts and 118 starts in every game he played in.

DOUBLE-DOUBLE LEADERS SEASON


DD	NAME	SEASON
22	John Fairchild	64-65
21	Brett Applegate	83-84
20	Kresimir Cosic	71-72
18	Steve Trumbo	81-82
16	Rafael Araujo	03-04
16	John Fairchild	63-64
16	Russell Larson	93-94
15	Kresimir Cosic	70-71
12	Bruce Burton	62-63
12	Jay Cheesman	75-76
12	Kresimir Cosic	72-73
12	Alan Taylor	79-80

DOUBLE-DOUBLE LEADERS CAREER

DD	NAME	YEARS
47	Kresimir Cosic	71-73
38	John Fairchild	64-65
34	Alan Taylor	77-80
30	Steve Trumbo	79-82
29	Michael Smith	84, 87-89
28	Brett Applegate	83-84
27	Russell Larson	92-95
26	Jay Cheesman	74-77
24	Rafael Araujo	03-04
24	Kari Liimo	67-69
22	Mark Handy	74-77
21	Bruce Burton	61-63
21	Paul Ruffner	69-70
20	Fred Roberts	79-82
18	Greg Kite	80-83
18	Steve Kramer	64-66
17	Trent Plaisted	05-08
17	Ken Roberts	91, 94-96
16	Jim Eakins	66-68
16	Tom Gneiting	85-87



Jeff Chatman (1985-88) is the all-time leader in consecutive games started and total games started with 122 consecutive games.



John Fairchild (1964-65) holds the BYU record for most double-doubles in a season with 22 during the 1964-65 season.



Mark Durrant (1990, 1993-95) holds the BYU record for consecutive games played at 128.




Hall of Famer Kresimir Cosic holds the career record for double-doubles with 47 from 1971-1973.



DANNY AINGE • 1977-81, G, 6-5 • 2467 Career Points

YEAR	G	FGM-FGA	FG%	FTM-FTA	FT%	REB-AVG	PTS-AVG
77-78	30	243-473	.51	146-169	.86	173-5.8	632-21.1
78-79	27	206-376	.55	86-112	.77	102-3.8	498-18.4
79-80	29	229-430	.53	97-124	.78	114-3.9	555-19.1
80-81	30	309-596	.52	164-199	.82	152-4.8	782-24.4
Totals	118	987-1875	.53	493-605	.81	541-4.6	2467-20.9


- Won Eastman and John Wooden Award in his senior season
- Led BYU in scoring all four years and finished with a career average of 20.9 ppg
- Scored game winning lay-up in Sweet Sixteen against Notre Dame
- NCAA record, scoring in double figures in 112 consecutive games
- Drafted by both the Toronto Blue Jays (MLB) and the Boston Celtics (NBA)
- Played on two NBA championship teams at Boston, 1984 and 1986
- Played in 193 career playoff games, third all-time to Kareem Abdul-Jabbar and Robert Horry



MICHAEL SMITH • 1983-84, 1986-89, F, 6-10 • 2319 Career Points

YEAR	G	FGM-FGA	FG%	3PM-3PA	3P%	FTM-FTA	FT%	REB-AVG	PTS-AVG
83-84	29	99-218	.454	-----	---	34-45	.756	153-5.3	232-8.0
86-87	32	253-497	.509	34-70	.486	103-114	.904	273-8.5	643-20.1
87-88	30	229-452	.507	44-102	.431	127-151	.841	224-7.5	679-21.0
88-89	29	286-545	.525	33-87	.379	160-173	.925	248-8.6	765-26.4
Totals	120	886-1749	.507	111-259	.428	424-483	.878	922-7.7	2319-19.3

- Named third-team Basketball Weekly and Sporting News All-America honorable mention his senior year
- Named second-team UPI and third team AP All-America his junior season
- Finished his career with 2,319 points, second on BYU's all-time scoring list behind Danny Ainge
- Grabbed 922 rebounds in his career, the most by any Cougar
- Drafted in the first round by the Boston Celtics



DEVIN DURRANT • 1978-80, 1982-84, F, 6-7 • 2285 Career Points

YEAR	G	FGM-FGA	FG%	FTM-FTA	FT%	REB-AVG	PTS-AVG
78-79	28	132-263	.540	86-122	.710	146-5.2	370-13.2
79-80	29	147-265	.550	93-130	.720	170-5.9	387-13.3
82-83	29	231-456	.510	200-261	.770	167-5.8	662-22.8
83-84	31	312-543	.575	242-307	.788	160-5.2	866-27.9
Totals	117	822-1527	.538	621-820	.757	643-5.5	2,285-19.5


- AP All-America Second Team, UPI All-America Third Team
- Holds the BYU record for scoring average of 27.9 in his senior season
- WAC Player of the Year his junior year
- Finished 19th in the NCAA in scoring and was the 12th leading returning scorer in the nation in his junior season
- Drafted in the second round by the Indiana Pacers



RUSSELL LARSON • 1992-95, F/C, 6-11 • 1885 Career Points

YEAR	G-GS	FGM-FGA	FG%	3PM-3PA	3P%	FTM-FTA	FT%	REB-AVG	PTS-AVG
91-92	32-1	101-187	.540	0-0	---	115-141	.816	162-5.1	317-9.9
92-93	33-19	135-214	.631	0-2	---	88-120	.733	145-4.4	358-10.8
93-94	32-32	223-403	.553	10-35	.286	181-221	.819	292-9.1	637-19.9
94-95	32-32	201-384	.523	14-28	.500	157-191	.822	222-6.9	573-17.9
Totals	129-84	660-1188	.556	24-63	.393	541-673	.804	821-6.4	1885-14.6


- Holds the BYU record for single-season shooting percentage at .631
- First-team All-WAC by Coaches and Writers
- In addition to being fourth all-time at BYU in scoring with 1,885, he is also fourth in field goal percentage at .556
- GTE/CoSida Second Team Academic All-America



FRED ROBERTS • 1978-82, F, 6-10 • 1841 Career Points

YEAR	G/GS	FG/FGA	FG%	FT/FTA	FT%	PTS	AVG	REB	AVG	AST	TO	BLK	STL	MIN	AVG
78-79	28/28	158/291	.543	83/106	.78	399	14.3	191	6.8	63	72	23	24	861	30.8
79-80	29/29	151/257	.588	71/98	.72	373	13.1	177	6.1	72	75	19	10	891	30.7
80-81	32/32	216/373	.579	171/220	.77	603	18.8	255	8.0	110	104	14	26	1188	37.1
81-82	30/30	162/338	.479	142/178	.797	466	15.5	215	7.2	96	109	19	21	1118	37.3
Totals	119/119	687/1259	.546	487/602	.778	1,841	15.5	838	7.8	341	360	75	81	4058	34.1

- First-team All-WAC
- Basketball Writers District VII Team
- Shot a career average 55 percent from the field



JEFF CHATMAN • 1984-88, F, 6-6 • 1788 Career Points

YEAR	G	FGM-FGA	FG%	3PM-3PA	3P%	FTM-FTA	FT%	REB-AVG	PTS-AVG
84-85	26	45-85	.530	---	---	12-29	.410	106-4.1	102-3.9
85-86	32	230-422	.545	---	---	99-147	.673	165-5.2	559-17.5
86-87	32	223-437	.510	0-3	---	94-131	.718	183-5.7	540-16.9
87-88	30	239-402	.595	0-0	---	109-160	.681	229-7.6	587-19.6
Totals	120	737-1346	.548	0-3	---	314-467	.672	560-4.7	1788-14.9

- Honorable Mention All-America by Sporting News his senior season
- Twice selected to the USBWA All-District VII Team
- Finished career with 1788 points, sixth all-time at BYU



MEKELI WESLEY • 1997-01, F, 6-9 • 1740 Career Points

YEAR	G-GS	FGM-FGA	FG%	3PM-3PA	3P%	FTM-FTA	FT%	REB-AVG	PTS-AVG
97-98	30-29	129-313	.412	18-61	.295	130-168	.774	151-5.0	406-13.5
98-99	19-17	70-168	.417	12-42	.286	57-68	.838	93-4.9	209-11.0
99-00	33-33	192-397	.484	29-78	.372	143-193	.741	192-5.8	556-16.8
00-01	33-33	179-349	.513	32-76	.421	179-222	.806	181-5.5	569-17.2
Totals	115-112	570-1227	.466	91-257	.354	509-651	.782	617-5.4	1740-15.1

- The fifth Cougar to be named Conference Player of the Year his senior season at BYU
- MWC Tournament MVP his senior season
- Associated Press All-America honorable mention as a senior
- Holds the BYU single-game free throw record (16)

MARK BIGELOW • 1998-99, 2001-04, G/F, 6-7 • 1715 Career Points

YEAR	GP	GS	MIN	AVG	FG	FGA	PCT	3FG	FGA	PCT	FT	FTA	PCT	OFF	DEF	TOT	AVG	PF	FO	A	AVG	TO	BLK	STL	PTS	AVG
98-99	28	27	907	32.4	132	301	.439	44	113	.389	111	140	.793	34	141	175	6.3	67	3	57	2.0	76	13	38	419	15.0
01-02	30	30	954	31.8	138	317	.435	65	154	.422	106	132	.803	14	68	82	2.7	66	2	44	1.5	62	11	21	447	14.9
02-03	32	32	1025	32.0	145	332	.437	63	151	.417	93	112	.830	28	90	118	3.7	74	2	74	2.3	56	12	33	446	13.9
03-04	30	30	956	31.9	129	300	.430	41	141	.291	104	129	.806	27	86	113	3.8	65	1	85	2.8	50	13	24	403	13.4
Totals	120	119	3842	32.0	544	1250	.435	213	559	.381	414	513	.807	103	385	488	4.1	272	8	260	2.2	244	49	116	1715	14.3



- Finished his BYU career joining former Cougar All-American Danny Ainge as the only two Cougar players to score 400 points in each of their four seasons
- BYU record holder for career three-pointers (213)
- Earned All-MWC Second Team honors in senior season
- BYU record holder for consecutive games with a three-pointer (22), steals in a game (9) and tied for single-game free-throw percentage (1.000, minimum of 10 attempts)






KENNETH ROBERTS • 1990-91, 1993-96, F, 6-8 • 1567 Career Points

YEAR	G/GS	FG/FGA	FG%	3FG/A	3FG%	FT/FTA	FT%	PTS	AVG	REB	AVG	AST	TO	BLK	STL	MIN	AVG
90-91	34/34	78/158	.494	4/10	.400	50/76	.658	210	6.2	151	4.4	96	54	14	20	897	26.4
93-94	32/28	142/246	.577	1/2	.500	124/156	.795	409	12.8	192	6.0	61	49	21	25	993	31.0
94-95	32/31	171/307	.557	2/3	.667	150/179	.838	409	12.8	212	6.6	47	60	12	30	1037	32.4
95-96	28/28	170/316	.538	12/27	.444	187/230	.813	539	19.3	198	7.1	68	63	26	29	983	35.1
Totals	126/125	561/1027	.546	19/42	.452	511/641	.797	1567	12.4	753	6.0	272	226	73	104	3910	31.0


- Twice named All-WAC First Team
- Voted top WAC rebounder



KRESIMIR COSIC • 1970-73, C, 6-11 • 1512 Career Points

YEAR	G	FG	FG%	FTM	FT%	REBS-AVG	PTS-AVG
70-71	26	153	.48	101	.74	341-13.1	407-15.0
71-72	26	207	.50	167	.81	332-12.8	581-22.3
72-73	26	206	.48	113	.81	246-9.5	524-20.2
Totals	78	566	.487	381	.787	919-11.8	1512-19.4

- Named first-team Converse, Helms and UPI All-America
- Named All-Conference during his sophomore, junior and senior seasons
- He set a BYU career record in points (1,512), field goals made (566), free throws (381) and rebounds (919)
- Played and helped coach the Yugoslavian Olympic team



JAY CHEESMAN • 1973-77, F/C, 6-9 • 1408 Career Points

YEAR	GMS	FG/FGA	FG%	FT/FTA	FT%	PTS	AVG	REB	AVG
73-74	25	65/156	.417	29/41	.707	159	6.4	92	3.7
74-75	26	151/290	.521	77/115	.670	379	14.6	172	6.6
75-76	25	172/349	.493	97/129	.752	441	17.6	233	8.9
76-77	27	170/357	.476	89/116	.767	429	15.9	225	8.3
Totals	103	558/1152	.484	292/401	.728	1408	13.7	722	7.0

- Leading scorer his senior season
- Leading rebounder his senior season



ANDY TOOLSON • 1984-85, 1987-90, F, 6-6 • 1388 Career Points

YEAR	G	FGM/FGA	FG%	3PM-3PA	3P%	FTM/FTA	FT%	REB-AVG	PTS-AVG
84-85	29	97/193	.503	-----	----	53-73	.726	77-2.7	247-8.5
87-88	32	64/149	.430	25-63	.397	39/53	.736	88-2.8	192-6.0
88-89	26	124/260	.477	42-109	.385	105/126	.833	171-6.6	399-15.3
89-90	30	184/351	.510	74-151	.490	108/141	.766	198-6.6	550-18.3
Totals	117	469/953	.492	141-323	.437	305/393	.776	534-4.4	1388-11.8

- Holds BYU record for three-point shots made in a single season with 74 and is No. 3 in career triples made (141)
- Shares BYU single-game free-throw percentage (1.000, minimum of 10 attempts)
- Named first-team Academic All-America during his senior year
- Made a trey in 16 straight games



ROLAND MINSON • 1948-51, F, 6-0 • 1375 Career Points

YEAR	GMS	FG/FGA	FG%	FT/FTA	FT%	PTS	AVG	REB	AVG	AST
48-49	35	149/-	-	73/110	.664	371	10.8	-	-	-
49-50	32	160/418	.383	65/113	.575	385	12.0	-	-	-
50-51	37	239/627	.380	141/203	.694	619	16.7	186	5.0	99
Totals	104	548/--	--	279/426	.655	1375	13.2	--	--	--

- All-conference as a junior and senior
- MVP in the NIT tourney won by the Cougars in 1951
- Scored 619 points in one season
- Voted Most Outstanding Newcomer in 11 western states and drafted in the first round by the New York Knicks



TRENT PLAISTED • 2004-08, C, 6-11 • 1372 Career Points

YEAR	GP	GS	MIN	AVG	FG	FGA	PCT	3FG	FGA	PCT	FT	FTA	PCT	OFF	DEF	TOT	AVG	PF	FO	A	AVG	TO	BLK	STL	PTS	AVG
*2004-05	5	0	44	8.8	0	3	.000	0	0	.000	3	6	.500	2	6	8	1.6	2	0	1	0.2	2	0	0	3	0.6
2005-06	29	29	819	28.2	144	276	.522	0	0	.000	106	172	.616	70	129	199	6.9	105	6	28	1.0	71	27	12	394	13.6
2006-07	34	33	977	28.7	167	306	.546	0	0	.000	96	195	.492	84	126	210	6.2	111	3	40	1.2	56	46	15	430	12.6
2007-08	35	35	958	27.4	202	373	.542	0	0	.000	141	260	.542	75	194	269	7.7	82	1	54	1.5	84	34	15	545	15.6
Totals	103	97	2798	27.2	513	958	.535	0	0	.000	346	633	.547	231	455	686	6.7	300	10	123	1.2	213	107	42	1372	13.3

*received medical redshirt



- 2008 NABC All-District 13
- 2008 USBWA All-District VIII
- 2008 MWC First Team
- 2007 MWC Second Team
- 2006 Scout.com Freshman All-America Second Team
- 2006 USBWA All-District VIII
- 2006 MWC Freshman of the Year
- 2006 MWC Second Team



MARTY HAWS • 1986-90, G, 6-2 • 1337 Career Points

YEAR	G/GS	FG/FGA	FG%	3FG/A	3FG%	FT/FTA	FT%	PTS	AVG	REB	AVG	AST	TO	BLK	STL	MIN	AVG
86-87	32/12	39/90	.433	0/7	.000	30/52	.577	108	3.4	29	.09	99	42	2	23	490	15.3
87-88	32/32	98/181	.541	16/32	.346	56/74	.757	268	8.4	61	1.9	131	64	5	45	884	27.6
88-89	29/29	144/307	.469	18/52	.346	99/125	.792	405	14.0	77	2.7	149	79	2	48	1088	37.5
89-90	30/30	198/398	.498	19/51	.373	141/179	.788	556	18.5	69	2.3	123	59	4	66	1101	36.7
Totals	123/103	479/976	.491	53/142	.373	326/430	.758	1337	10.9	236	1.9	502	244	13	182	3563	29.0



- First-team All-WAC selection his senior year
- Led the Cougars in both points and assists his senior season



JOE NELSON • 1947-50, F, 6-3 • 1317 Career Points

YEAR	G	FGM	FTM	PTS-AVG
47-48	24	131	106	368-15.3
48-49	34	204	121	529-15.5
49-50	29	154	112	420-14.5
Totals	87	489	339	1318-15.1


- Named Helms All-American in sophomore season
- Named all-conference all three years at BYU
- Led BYU in scoring all three years



DICK NEMELKA • 1962-66, G, 6-2 • 1299 Career Points

YEAR	G	FG	FG%	FTM	FT%	REBS-AVG	PTS-AVG
63-64	25	109	45	51	65	71-2.84	269-10.8
64-65	28	170	44	91	82	84-3.0	431-15.4
65-66	25	242	52	115	74	119-4.76	599-24.0
Totals	78	521	47	257	74	274-3.51	1299-16.7

- Named All-America by *Look* and *Converse* his senior season
- Led the team to the 1966 NIT championship
- Named first-team All-WAC in senior season and second-team All-WAC in junior season
- Averaged 24 ppg his senior season and shot 52 percent from the field
- Named Scholastic All-American
- Played professional basketball with the Utah Stars of the ABA, winning the ABA championship in 1971






ALAN TAYLOR • 1976-80, C, 6-10 • 1284 Career Points

YEAR	G	FG/FGA	FG%	FT/FTA	FT%	PTS	AVG	REB	AVG	AST	TO	BLK	STL	MIN	AVG
76-77	24	48/90	.533	30/45	.667	126	5.5	90	3.8	4	-	-	-	336	14.0
77-78	29	170/301	.565	41/75	.547	416	14.4	246	8.5	50	85	28	10	957	33.0
78-79	28	146/252	.579	84/140	.600	380	13.6	266	9.5	30	59	39	12	868	31.0
79-80	29	138/231	.597	86/142	.606	362	12.5	317	10.9	31	56	52	13	919	31.7
Totals	110	502/874	.574	241.402	.600	1284	11.7	919	8.4	115	-	-	-	3080	28.0

- Set a Marriott Center record in his season finale with 23 rebounds
- Named All-WAC First Team
- Pulled down 919 rebounds in his career, still tied for second just three behind Mike Smith's 922 record



DOUG RICHARDS • 1971-74, G, 6-3 • 1218 Career Points

YEAR	GMS	FG/FGA	FG%	FT/FTA	FT%	PTS	AVG	REB	AVG
71-72	26	110/207	.531	58/77	.753	278	10.7	106	4.1
72-73	26	165/327	.505	83/113	.735	413	15.9	119	4.6
73-74	26	211/448	.471	105/133	.789	527	20.3	159	6.1
Totals	78	486/982	.495	246/323	.762	1218	15.6	384	4.9

- Leading scorer his senior season
- One of two players to score in double figures his senior season
- At the time 20.3 point scoring average ranked fourth among top Cougar scorers for one season
- BYU won its opening and final game on last second shots by Richards as a senior



GARY TROST • 1987-88, 1990-93, C, 6-10 • 1205 Career Points

YEAR	G-GS	FGM-FGA	FG%	3PM-3PA	3P%	FTM-FTA	FT%	REB-AVG.	PTS-AVG.
87-88	16-0	6-14	.429	0-0	---	8-12	.667	16-1.0	20-1.3
90-91	33-0	80-134	.597	2-5	.400	66-91	.725	145-4.4	228-6.9
91-92	31-31	160-284	.563	2-4	.500	119-175	.680	203-6.6	441-14.2
92-93	22-22	100-181	.552	0-1	---	93-126	.738	142-6.5	516-15.2
Totals	102-53	346-613	.564	4-10	.400	286-404	.708	506-4.9	1205-11.8

- Honorable Mention All-America by the Associated Press his senior season
- All-WAC First Team as a junior and senior
- Third all-time in career field-goal percentage at BYU


ELDON BRINLEY • 1927-31 • 1195 Career Points



JOE RICHEY • 1950-52, F, 6-1 • 1177 Career Points

YEAR	G	FGM	FG%	FTM	FT%	REB-AVG	PTS-AVG
50-51	36	126	34	62	57	196-5.4	314-8.7
51-52	24	145	35	62	73	167-7.0	352-14.6
52-53	29	194	35	123	79	217-7.5	511-17.6
Totals	89	465	35	247	70	580-6.5	1177-13.2

- Named first-team All-America by Look and second-team All-America by Colliers
- Led BYU in scoring his junior and senior seasons with 14.6 and 17.6 point averages
- Finished his career at BYU with 1177 points and 580 rebounds
- Led BYU to the NIT Championship in his sophomore season



RANDY REID • 1992-96, G, 6-2 • 1166 Career Points


YEAR	G-GS	FGM-FGA	FG%	3PM-3PA	3P%	FTM-FTA	FT%	REB-AVG	PTS-AVG
92-93	34-33	59-155	.381	23-65	.354	71-83	.855	76-2.2	212-6.2
93-94	32-32	125-242	.517	34-100	.340	93-117	.795	68-2.1	377-11.8
94-95	31-29	76-206	.369	30-91	.330	86-101	.851	82-2.6	268-8.6
95-96	27-27	98-231	.424	27-95	.284	86-102	.843	59-2.2	309-11.4
Totals	124-121	358-834	.492	114-351	.324	336-403	.833	285-2.3	1166-9.4

- Selected to be on the GTE/CoSida Academic All-District VIII Team
- Voted to the All-Defensive Team by the coaches
- Finished 24th in the NCAA statistics for his 85.1 free-throw percentage in his junior season



KARI LIIMO • 1966-69, F, 6-7 • 1156 Career Points


YEAR	GMS	FG/FGA	FG%	FT/FTA	FT%	PTS	AVG	REB	AVG
66-67	24	117/226	.518	93/116	.802	327	13.6	76	3.2
67-68	24	159/333	.477	92/129	.713	410	17.0	231	9.6
68-69	28	164/349	.470	91/140	.650	419	15.0	248	8.9
Totals	76	440/908	.485	276/385	.717	1156	15.7	555	7.3



- Played on the Finnish Olympic team averaging 29 points per game
- At the time was the third highest scorer behind Joe Nelson and Dick Nemelka
- Had the third-best scoring average in three-year span, 15.2

ELWOOD ROMNEY • 1929-33 • 1150 Career Points

- BYU's first basketball player to score over 1,100 points during his career
- Named to the Helms All-America Team in 1932
- Named to the all-conference team for three years
- Played semi-professional ball with the Denver Athletic Club for three years



DOUG HOWARD • 1967-70, G, 6-3 • 1143 Career Points

YEAR	GMS	FG/FGA	FG%	FT/FTA	FT%	PTS	AVG	REB	AVG
67-68	25	95/242	.393	51/70	.729	241	9.6	114	4.6
68-69	28	164/349	.470	91/140	.650	419	15.0	248	8.9
69-70	26	175/399	.439	122/143	.853	472	18.2	136	5.2
Totals	79	434/990	.438	264/353	.748	1143	14.5	498	6.3

- Was a two-sport star at BYU (Basketball & Baseball)
- Finished among the top ten free throw shooters in collegiate ball, hitting 85 percent of his attempts from the free throw line
- Leading scorer in his senior season



TRAVIS HANSEN • 2000-03, G/F, 6-6 • 1137 Career Points

YEAR	G/GS	FG/FGA	FG%	3FG/A	3FG%	FT/FTA	FT%	PTS	AVG	REB	AVG	AST	TO	BLK	STL	MIN	AVG
00-01	24/9	49/120	.408	5/17	.294	28/39	.718	131	5.5	73	3.0	27	17	4	15	398	16.6
01-02	30/30	148/340	.435	35/83	.422	138/182	.758	469	15.6	187	6.2	46	68	13	19	933	31.1
02-03	32/32	169/383	.441	36/106	.340	163/204	.800	537	16.8	152	4.8	77	84	20	29	1025	32.0
Totals	86/71	366/843	.434	76/206	.370	329/425	.774	1137	13.2	412	4.8	150	169	37	63	2356	27.4

- 2003 Consensus first-team All-MWC
- 2003 MWC Co-Defensive Player of the Year
- 2003 USBWA District VIII First Team
- BYU earned a 44-1 home record in his three years
- Drafted by the Atlanta Hawks in the second round, 37th overall
- Chevrolet Player of the Game (NCAA vs. UConn, 21 points)



STEVE SCHREINER • 1988-91, F, 6-7 • 1128 Career Points

YEAR	G/GS	FG/FGA	FG%	3FG/A	3FG%	FT/FTA	FT%	PTS	AVG	REB	AVG	AST	TO	BLK	STL	MIN	AVG
88-89	29/25	131/258	.508	6/21	.288	58/82	.707	326	11.2	136	4.9	18	34	5	15	719	24.8
89-90	30/30	135/238	.567	0/1	.000	48/68	.706	318	10.6	157	5.2	29	58	11	17	867	28.9
90-91	34/32	188/340	.553	0/0	.000	108/160	.675	484	14.2	227	6.7	38	67	8	15	1028	30.2
Totals	93/87	454/836	.543	6/22	.273	214/310	.690	1128	12.1	520	5.6	85	159	24	47	2614	28.1

- Scored in double figures 17 times
- First-team All-WAC his senior season
- Helped the Cougars win the WAC Tournament
- Led the Cougars to the second round of the NCAA Tournament




JOHN FAIRCHILD • 1963-65, C, 6-8 • 1109 Career Points

YEAR	G	FGM-FGA	FG%	FTM-FTA	FT%	REB-AVG	PTS-AVG
63-64	25	192-425	.45	123-166	.74	330-13.2	507-20.3
64-65	28	218-444	.49	166-206	.81	348-12.4	602-21.5
Totals	53	410-869	.47	289-372	.78	678-12.8	1109-20.9

- Helms and *Look* All-America
- Two-time first-team All-WAC and WAC Player of the Year his senior season

- Finished his two-year career with 1109 points and 678 rebounds
- Leading scorer his senior season with 21.5 ppg
- Held school record with 20.3 ppg and 13.2 rpg his junior year
- Drafted in the second round by the Los Angeles Lakers



GARY EARNEST • 1958-61, G, 6-0 • 1108 Career Points

YEAR	GMS	FG/FGA	FG%	FT/FTA	FT%	PTS	AVG
58-59	26	142/357	.398	76/113	.673	360	13.9
59-60	25	119/380	.313	81/102	.794	319	12.7
60-61	26	161/377	.427	107/137	.781	429	16.5
Totals	77	422/1114	.379	264/352	.750	1108	14.4

- First-team all-conference
- All-Skyline recognition as a sophomore



TERRELL LYDAY • 1999-01, G, 6-3 • 1105 Career Points

YEAR	G/GS	FG/FGA	FG%	3FG/A	3FG%	FT/FTA	FT%	PTS	AVG	REB	AVG	AST	TO	BLK	STL	MIN	AVG
99-00	33/33	183/405	.452	67/170	.394	132/178	.742	565	17.1	133	4.0	61	78	12	62	1098	33.3
00-01	33/33	159/395	.403	60/151	.397	162/197	.822	540	16.4	92	2.8	66	76	13	37	1082	32.8
Totals	66/66	342/800	.428	127/321	.396	294/375	.784	1105	16.7	225	3.4	127	154	25	99	2180	33.0

- Named first-team All-Mountain West his senior year
- MWC Newcomer of the Year his junior season
- NABC District 13 Second Team
- 2001 MWC All-Tournament Team



MARK HANDY • 1973-77, C, 6-8 • 1099 Career Points

YEAR	GMS	FG/FGA	FG%	FT/FTA	FT%	PTS	AVG	REB	AVG	AST
73-74	26	106/216	.491	45/65	.692	256	9.8	227	8.7	-
74-75	26	119/222	.536	67/97	.690	305	11.7	236	9.1	-
75-76	19	105/208	.505	40/56	.714	250	13.2	168	8.8	45
76-77	25	113/207	.545	62/81	.765	288	11.5	170	6.8	26
Totals	96	443/853	.519	214/299	.716	1099	11.5	801	8.3	-

- Had the sixth-best single-season field-goal percentage mark when he finished his career
- Started all four years at BYU



MEL HUTCHINS • 1947-51, C, 6-5 • 1084 Career Points

YEAR	G	FGM	FTM	PTS-AVG
47-48	24	61	30	153-6.4
49-50	32	136	88	360-11.3
50-51	37	227	117	571-15.4
Totals	93	424	235	1084-11.6

- Named first-team All-America by *Look*, *Converse*, *Helms* and *Sporting News*
- Named third-team All-America by UPI
- Led BYU to the NIT Championship in his senior season
- Drafted in the first round by Tri-Cities Blackhawks in 1951 and named NBA Rookie of the Year
- Played in the NBA for seven years and was named an NBA All-Star six times






KEENA YOUNG • 2005-07, F, 6-6 • 1068 Career Points

Year	GP	GS	Min	Avg	FG	FGA	Pct	3FG	FGA	Pct	FT	FTA	Pct	Off	Def	Tot	Avg	PF	FO	A	Avg	TO	Blk	Stl	Pts	Avg
2004-05	25	15	555	22.2	74	149	.497	0	3	.000	31	51	.608	56	84	140	5.6	41	0	17	0.7	23	17	15	179	7.2
2005-06	29	14	679	23.4	113	216	.523	0	1	.000	73	94	.777	66	101	167	5.8	62	0	32	1.1	43	11	18	299	10.3
2006-07	34	34	984	28.9	236	435	.543	0	0	.000	118	147	.803	79	144	223	6.6	81	1	50	1.4	75	5	15	590	17.4
Total	88	63	2218	25.2	423	800	.529	0	4	.000	222	292	.760	201	329	530	6.0	184	1	99	1.1	141	33	48	1068	12.1




- 2007 Associated Press All-America Honorable Mention
- 2007 MWC Player of the Year
- 2007 USBWA All-District VIII Selection
- 2007 NABC All-District 13 First Team
- 590 points as a senior ranks 15th all-time at BYU



SCOTT RUNIA • 1976-80, G, 6-1 • 1051 Career Points

YEAR	GMS	FG/FGA	FG%	FT/FTA	FT%	PTS	AVG	REB	AVG	AST	TO	BLK	STL	MIN	AVG
76-77	26	61/153	.399	28/37	.757	150	5.8	48	1.8	65	-	-	-	-	-
77-78	30	150/280	.536	40/50	.800	340	11.3	65	2.2	145	67	2	35	1080	36.0
78-79	25	120/247	.486	50/57	.877	290	11.6	62	2.5	100	62	2	31	820	32.8
79-80	29	114/248	.460	43/51	.843	271	9.3	38	1.3	95	56	4	26	788	27.1
Totals	110	445/928	.480	161/195	.826	1051	9.6	213	1.9	405	-	-	-	-	-

- Second-team All-WAC his junior season
- Helped the Cougars win two WAC Championships



BERNIE FRYER • 1970-72, G, 6-3 • 1031 Career Points

YEAR	GMS	FG/FGA	FG%	FT/FTA	FT%	PTS	AVG	REB	AVG
70-71	29	196/433	.453	165/222	.743	558	19.2	130	4.5
71-72	26	168/353	.476	137/180	.761	473	18.2	82	3.2
Totals	55	364/786	.463	302/402	.751	1031	18.8	212	3.9


- Named to All-WAC First Team along with Kresimir Cosic his senior year
- Helped win two WAC titles during his junior and senior seasons at BYU
- During his senior season, BYU broke the NCAA attendance record (16,128 by Illinois in '71) by 5,000 averaging 21,818



DAVE EASTIS • 1958-61, C, 6-5 • 1015 Career Points

YEAR	GMS	FG/FGA	FG%	FT/FTA	FT%	PTS	AVG	REB	AVG
58-59	19	59/137	.431	28/53	.528	146	7.7	109	5.7
59-60	24	181/397	.456	121/174	.695	483	20.1	245	10.2
60-61	26	132/330	.400	122/158	.772	386	14.9	243	9.3
Totals	69	372/864	.431	271/385	.704	1015	14.7	597	8.7

- All-conference player
- All-American candidate in '61
- Scored 44 points in one game against New Mexico



LEE CUMMARD • 2006-08, G, 6-7 • 1013 Career Points

YEAR	GP	GS	MIN	AVG	FG	FGA	PCT	3FG	FGA	PCT	FT	FTA	PCT	OFF	DEF	TOT	AVG	PF	FO	A	AVG	TO	BLK	STL	PTS	AVG
2005-06	29	14	430	14.8	50	110	.455	17	43	.395	26	34	.765	23	45	68	2.3	58	0	45	1.6	31	12	16	143	4.9
2006-07	34	34	990	29.1	114	206	.553	40	92	.435	50	63	.794	63	128	191	5.6	103	3	93	2.7	49	29	50	318	9.4
2007-08	35	35	1101	31.5	198	348	.569	60	127	.472	96	112	.857	69	153	222	6.3	93	6	123	3.5	79	35	33	552	15.8
Total	98	83	2521	25.7	362	664	.545	117	262	.447	172	209	.823	155	326	481	4.9	254	9	261	2.7	159	76	99	1013	10.3



- 2008 AP All-America Honorable Mention
- 2008 NABC All-District 13
- 2008 USBWA All-District VIII
- 2008 MWC Co-Player of the Year
- 2008 MWC First Team
- 2007 MWC Third Team





TEAM SINGLE SEASON

GAMES	37	1951
WINS	28	1951
FG MADE	1,014	1965
FG ATTEMPTS	2,611	1951
FG PERCENTAGE		
.531		1988
.529		1979
.522		1980
.509		1984
.500		1989
.499		1990
.498	1966, 1992, 1993	
.492	1967, 1994	
.491	2007	
THREE-POINT SHOTS ATTEMPTED		
764		2008
THREE-POINT SHOTS MADE		
285		2008
THREE-POINT PERCENTAGE		
.452		1988
FREE THROWS MADE		
697		1993
CONSECUTIVE FREE THROWS MADE		
33		2005
FREE THROW ATTEMPTS		
909		1993
FREE THROW PERCENTAGE		
.815		1989
.780		2001
.773		1995
.767		1993
.765		1996
.763		1988
.760		2002
REBOUNDS		
1,457	1951, 1965	
TEAM REBOUNDING AVERAGE		
55.8		1956
ASSISTS		
613		1993
STEALS		
236		2000
BLOCKED SHOTS		
246		1991
MOST PERSONAL FOULS		
721		1993
MOST PERSONAL FOULS PER GAME		
23.1	1985 (671 in 29 games)	
FEWEST PERSONAL FOULS PER GAME		
13.9	1971 (403 in 29 games)	
MOST PLAYERS DISQUALIFIED		
39		1978
WINNING PERCENTAGE		
.850	17-3	1942
.828	24-5	1980
.813	26-6	1988
.812	26-6	1988
.807	21-5	1972
CONSECUTIVE VICTORIES		
17		1988
HOMECOURT WINNING STREAK		
47	11/26/05 - Entering 2008-09	
44	2/19/00 - 1/16/03	
24	3/17/94 - 1/18/96	
CONSECUTIVE DEFEATS		
21		1997
8		1927
LARGEST SCORING MARGIN		
12.6	1966 (95.5 - 82.9)	
	1953 (68.1 - 55.5)	
MOST POINTS SCORED PER GAME		
95.5		1966
FEWEST POINTS SCORED PER GAME		
48.6		1946
FEWEST POINTS ALLOWED PER GAME		
46.4		1946

TEAM SINGLE GAME

FIELD GOALS ATTEMPTED			
108	vs. Montana		1953
FIELD GOALS MADE			
51	vs. Houston		1966
FIELD GOAL PERCENTAGE			
.736	vs. St. Mary's (39-53)		1983
.708	vs. Elon College (34-48)		2001
THREE-POINTERS ATTEMPTED			
33	vs. Louisiana State		1992
33	vs. Loyola Marymount		2008
THREE-POINT FIELD GOALS MADE			
15	vs. UNLV		2007
14	vs. Southern Utah		2003
THREE-POINT PERCENTAGE (MIN 10)			
.813	vs. New Mexico (13/16)		2008
FREE THROWS ATTEMPTED			
49	vs. Santa Clara		1965
FREE THROWS MADE			
39	vs. Utah State		1957
CONSECUTIVE FREE THROWS			
24	vs. Santa Clara		2005
BEST FREE THROW PERCENTAGE (MIN 10)			
1.000	vs. Wichita St. (12/12)		1965
1.000	at Chaminade (10/10)		2005
.957	vs. Wyoming (22/23)		1974
MOST REBOUNDS			
77	vs. St. Mary's		1966
MOST STEALS			
17	at Colorado St.		2006
17	vs. James Madison		1990
MOST ASSISTS			
34	vs. Northeast Louisiana		1975
34	vs. San Diego State		1980
REBOUND MARGIN			
40	vs. St. Mary's		1967
FEWEST PERSONAL FOULS			
5	vs. Michigan State		1981
FEWEST TOTAL POINTS			
25	vs. Wyoming		1982
FEWEST POINTS IN A HALF			
12	vs. Wyoming	@ 1980, vs.	1982
13	at Air Force		2005
FEWEST POINTS ALLOWED IN A HALF			
10	vs. Air Force		2003
MOST PERSONAL FOULS			
36	vs. Idaho State		1977
MOST TOTAL POINTS			
128	vs. Sacramento State		1993
MOST POINTS ONE HALF			
69	vs. North Texas		1981
LARGEST SCORING MARGIN			
62	vs. W. Oregon (102-40)		2007
51	vs. St. Mary's (108-57)		1967
FEWEST FIELD GOALS ATTEMPTED			
23	at Wyoming		1980
FEWEST FIELD GOALS MADE			
10	at Wyoming		1980
10	vs. Southern Utah		2001
FEWEST FREE THROWS ATTEMPTED			
3	vs. Niagara		1976
3	vs. St. Mary's (Calif.)		2005
4	vs. San Diego State		2001
FEWEST FREE THROWS MADE			
1	vs. Niagara		1976
2	vs. San Diego State		2001

TEAM SEASON SCORING

Year	Offense		Defense	
	Pts.	Avg.	Pts.	Avg.
2008	2580	73.7	2213	63.2
2007	2654	78.1	2347	69.0
2006	2209	76.2	2078	71.7
2005	1972	65.7	2070	69.0
2004	2200	73.3	1966	65.5
2003	2299	71.8	2032	63.5
2002	2115	70.5	1951	65.0
2001	2324	70.4	2069	62.7
2000	2328	70.5	2107	63.8
1999	2009	71.8	2055	73.4
1998	1906	63.5	2093	69.8
1997	1547	59.5	2061	79.3
1996	2303	82.3	2194	78.4
1995	2405	75.2	2214	69.2
1994	2540	79.4	2382	74.4
1993	2754	81.0	2445	71.9
1992	2567	80.2	2227	69.6
1991	2454	72.2	2336	68.7
1990	2110	70.3	1971	65.7
1989	2338	80.6	2322	80.1
1988	2735	85.5	2437	76.2
1987	2634	82.3	2469	77.2
1986	2328	72.8	2159	74.4
1985	2175	75.0	2159	74.4
1984	2433	78.5	2325	75.0
1983	2014	69.5	1919	66.2
1982	1885	62.8	1752	58.4
1981	2525	78.8	2275	71.1
1980	2421	83.5	2103	72.5
1979	2381	85.0	2144	76.6
1978	2429	81.0	2495	83.2
1977	2013	74.6	2027	75.1
1976	2015	77.5	2183	83.9
1975	2062	79.3	2088	80.3
1974	2015	77.5	2183	83.9
1973	2068	79.5	1940	74.6
1972	2128	81.8	1927	74.1
1971	2401	82.8	2294	79.1
1970	2096	80.7	2188	84.1
1969	2325	83.0	2259	80.7
1968	2064	82.6	1956	78.2
1967	1960	81.7	1827	76.1
1966	2388	95.5	2073	82.9
1965	2639	94.3	2356	83.1
1964	1974	79.0	2004	80.2
1963	1985	77.1	2035	78.3
1962	1834	70.5	1947	74.9
1961	1923	73.9	1870	71.9
1960	1676	67.0	1877	75.1
1959	1965	75.5	1854	71.2
1958	1697	65.3	1735	66.7
1957	1985	77.1	1888	67.1
1956	2006	77.2	1743	67.0
1955	1892	72.7	1847	71.0
1954	1991	68.6	1897	64.8
1953	2053	69.2	1694	56.2
1952	1451	60.4	1412	58.8
1951	2355	65.3	2012	55.7
1950	1903	55.0	1698	49.9



MARRIOTT CENTER RECORDS

TEAM SINGLE GAME

MOST FIELD GOALS ATTEMPTED

102 North Texas vs. BYU, Dec. 12, 1980

MOST FIELD GOALS MADE

58 Southern Utah vs. South Alabama, Dec. 10, 1994

BEST FIELD GOAL PERCENTAGE

.744 Georgetown vs. Oregon State, Mar. 19, 1982

MOST THREE-POINT FIELD GOALS ATTEMPTED

51 Arizona State vs. BYU, Dec. 1, 1992

MOST THREE-POINT FIELD GOALS MADE

16 Arizona State vs. BYU, Dec. 1, 1992

BEST THREE-POINT FIELD GOAL PERCENTAGE

.813 BYU vs. New Mexico, 13/16, Jan. 26, 2008

MOST FREE THROWS ATTEMPTED

47 BYU vs. Tulsa, Dec. 22, 1990

47 BYU vs. Southern Utah, Nov. 24, 1999

MOST FREE THROWS MADE

37 BYU vs. Utah, Jan. 14, 1984

37 BYU vs. Utah State, Dec. 18, 1992

37 BYU vs. Southern Utah, Nov. 24, 1999

BEST FREE THROW PERCENTAGE

1.000 SW Mo. vs. Santa Clara, 15/15, Dec. 14, 1984

.955 BYU vs. New Mexico, 21/22, Feb. 18, 1989

MOST REBOUNDS

76 UCLA vs. Weber State, Mar. 16, 1972

BIGGEST REBOUND MARGIN OVER OPPONENT

38 BYU vs. Morgan State, 59-21, Dec. 28, 1995

MOST PERSONAL FOULS

34 North Texas vs. BYU, Dec. 12, 1980

34 Washington vs. BYU, Dec. 22, 1984

FEWEST PERSONAL FOULS

5 BYU vs. Michigan State, Dec. 16, 1980

ASSISTS

36 Southern Utah vs. South Alabama, Dec. 10, 1994

34 BYU vs. Northeast Louisiana, Jan. 4, 1975

34 BYU vs. Wyoming, Jan. 15, 1977

34 BYU vs. San Diego State, Mar. 1, 1980

POINTS

140 Southern Utah vs. South Alabama, Dec. 10, 1994

POINTS IN FIRST HALF

61 Southern Utah vs. South Alabama, Dec. 10, 1994

POINTS IN SECOND HALF

79 Southern Utah vs. South Alabama, Dec. 10, 1994

LARGEST SCORING MARGIN

68 So. Utah vs. So. Alabama, 140-72, Dec. 10, 1994

FEWEST POINTS IN A GAME

25 BYU vs. Wyoming, Jan. 23, 1982

FEWEST POINTS IN FIRST HALF

10 Air Force vs. BYU, Feb. 3, 2003

FEWEST POINTS IN SECOND HALF

12 BYU vs. Wyoming, Jan 18, 1980

FEWEST FIELD GOALS ATTEMPTED

29 Wyoming vs. BYU, Jan. 23, 1982

FEWEST FIELD GOALS MADE

10 BYU vs. Wyoming, Jan. 23, 1982

10 BYU vs. Southern Utah, Dec. 14, 2000

FEWEST FREE THROWS ATTEMPTED

2 UTEP vs. BYU, Feb. 15, 1973

FEWEST FREE THROWS MADE

1 UTEP vs. BYU, Feb. 15, 1973

1 BYU vs. Niagara, Dec. 11, 1976

MOST TURNOVERS COMMITTED

32 New Mexico vs. BYU, Jan. 30, 1976

MOST BLOCKED SHOTS

17 BYU vs. E. Kentucky, Dec. 7, 1990

MOST STEALS

19 BYU vs. James Madison, Dec. 19, 1990

INDIVIDUAL SINGLE GAME

FIELD GOALS ATTEMPTED

36 Michael Brooks, La Salle vs. BYU, Dec. 15, 1979

FIELD GOALS MADE

24 Michael Brooks, La Salle vs. BYU, Dec. 15, 1979

FIELD GOAL PERCENTAGE (12 ATT)

.917 Scott Runia, BYU vs. Wyoming, 11/12, Feb. 11, 1978

.917 Devin Durrant, BYU vs. St. Mary's, 11/12, Dec. 10, '83

THREE-POINT FIELD GOALS ATTEMPTED

18 Jack Hurd, La Salle vs. BYU, Feb. 15, 1992

THREE-POINT FIELD GOALS MADE

9 Jay Goodman, Utah St. vs. BYU, Nov. 24, 1990

THREE-POINT FIELD GOAL PCT. (MIN. 5 ATT)

1.000 Nathan Call, BYU vs. Utah, 6/6, Mar. 3, 1991

1.000 D. Praylow, Wichita St. vs. BYU, 5/5, Jan. 28, 1989

1.000 Paris Bryant, Wyo. vs. BYU, 5/5, Jan. 26, 1991

1.000 Danny Bower, BYU vs. Wyoming, 5/5, Jan. 15, 1998

FREE THROWS ATTEMPTED

19 Timo Saarelainen, BYU vs. Hawaii, Feb. 1, 1985

FREE THROWS MADE

16 Keith Van Horn, Utah vs. BYU, 16/16, Mar. 2, 1996

16 David Rivers, Notre Dame vs. BYU, Jan. 13, 1986

FREE THROW PERCENTAGE (12 ATT.)

1.000 Keith Van Horn, Utah vs. BYU, 16/16, Mar. 2, 1996

1.000 Andy Toolson, BYU vs. Calif., 14/14, Feb. 14, 1989

1.000 Marty Haws, BYU vs. Hawaii, 13/13, Feb. 2, 1990

1.000 K. Youngblood, USU vs. BYU, 13/13, Dec. 13, 1991

1.000 K. Roberts, BYU vs. S. Utah, 13/13, Dec. 9, 1994

1.000 D. Ainge, BYU vs. SDSU, 12/12, Mar. 1, 1980

1.000 F. Roberts, BYU vs. Wash., 12/12, Mar. 10, 1982

1.000 D. Durrant, BYU vs. Wyo, 12/12, Jan. 26, 1984

REBOUNDS

23 Alan Taylor, BYU vs. San Diego State, Mar. 1, 1980

23 Steve Trumbo, BYU vs. Air Force, Jan. 21, 1982

POINTS SCORED

51 Michael Brooks, La Salle vs. BYU, Dec. 15, 1979

ASSISTS

16 Mike May, BYU vs. Niagara, Dec. 11, 1976

15 Matt Montague, BYU vs. Idaho, Dec. 5, 2001

15 Matt Montague, BYU vs. Wyoming, Feb. 2, 2002

BLOCKED SHOTS

14 Shawn Bradley, BYU vs. Eastern Kentucky, Dec. 7, 1990

COMBINED TEAM SINGLE GAME

FIELD GOALS ATTEMPTED

175 Utah St. (97) vs. BYU (78), Jan. 22, 1972

175 N. Texas (102) vs. BYU (73), Dec. 12, 1980

FIELD GOALS MADE

91 La Salle (47) vs. BYU (44), Dec. 15, 1979

THREE-POINT FIELD GOALS ATTEMPTED

63 CS Northridge (38) vs. S. F. Austin (25), Dec. 9, 1995

THREE-POINT FIELD GOALS MADE

24 MSU-Billings (14) vs. BYU (10), Jan. 11, 2005

23 New Mexico (12) vs. BYU (11), Feb. 1, 2003

23 New Mexico (14) vs. BYU (9), Feb 21, 2004

23 New Mexico (14) vs. BYU (9), Feb. 14, 2007

FREE THROWS ATTEMPTED

87 BYU (46) vs. Washington (41), Dec. 22, 1984

FREE THROWS MADE

60 BYU (31) vs. Utah State (29), Nov. 24, 1990

REBOUNDS

130 UCLA (76) vs. Weber State (54), Mar. 16, 1972

PERSONAL FOULS

63 Washington (34) vs. BYU (29), Dec. 22, 1984

63 Utah (32) vs. BYU (31), Mar. 2, 1985

PLAYERS DISQUALIFIED

6 BYU (3) vs. Colorado State (3), Mar. 5, 1976


6 BYU (4) vs. Utah State (2), Dec. 27, 1980

POINTS SCORED

233 BYU (121) vs. Utah St. (112), OT, Dec. 19, 1987

TURNOVERS

60 New Mexico (32) vs. BYU (28), Jan. 30, 1976



ALAN TAYLOR
23 REBOUNDS
31/80



NCAA TOURNAMENT GAME HIGHS

POINTS

37, Danny Ainge vs UCLA (3/14/81)
 30, Kresimir Cosic vs Utah State (3/13/71)
 29, Michael Smith vs NC Charlotte (3/17/88)
 27, Kresimir Cosic vs Long Beach (3/11/72)
 27, Alan Taylor vs Clemson (3/8/80)
 26, Gary Trost vs SMU (3/18/93)
 25, Jeff Chatman vs New Orleans (3/12/87)
 25, Mekeli Wesley vs Cincinnati (3/15/01)
 24, Bob Quinney vs OCU (3/13/65)
 24, Steve Kelly vs UCLA (3/18/71)
 24, Nick Sanderson vs Kansas (3/20/93)
 24, Rafael Araujo vs. Syracuse (3/18/04)
 24, Keena Young vs Xavier (3/15/07)
 23, John Fairchild vs UCLA (3/12/65)
 21, Danny Ainge vs Princeton (3/12/81)
 21, Michael Smith vs Louisville (3/19/88)
 21, Travis Hansen vs. UConn (3/20/03)
 20, Russell Larson vs Tulane (3/16/95)
 20, Kenneth Roberts vs Tulane (3/16/95)
 18, Kari Liimo vs NMSU (3/8/69)

FIELD GOALS

14, Danny Ainge vs UCLA (3/14/81)
 11, Jeff Chatman vs New Orleans (3/12/87)
 11, Michael Smith vs NC Charlotte (3/17/88)
 10, Bob Quinney vs OCU (3/13/65)
 10, Kresimir Cosic vs Utah State (3/13/71)
 10, Kenneth Roberts vs Tulane (3/16/95)
 10, Keena Young vs Xavier (3/15/07)
 9, Steve Kelly vs UCLA (3/18/71)
 9, Kresimir Cosic vs Long Beach (3/11/72)
 9, Doug Richards vs Long Beach (3/11/72)
 9, Russell Larson vs SMU (3/18/93)
 9, Rafael Araujo vs. Syracuse (3/18/04)
 8, John Fairchild vs UCLA (3/12/65)
 8, Michael Smith vs Louisville (3/19/88)
 8, Mekeli Wesley vs Cincinnati (3/15/01)
 8, Travis Hansen vs. UConn (3/20/03)
 7, Kari Liimo vs NMSU (3/8/69)
 7, Jim Miller vs Pacific (3/20/71)
 7, Scott Runia vs San Francisco (3/10/79)
 7, Danny Ainge vs Princeton (3/12/81)
 7, Kevin Nixon vs Louisiana State (3/19/92)
 7, Nick Sanderson vs Kansas (3/20/93)

FIELD GOALS ATTEMPTED

25, Michael Smith vs New Orleans (3/12/87)
 23, Dick Nemejka vs OCU (3/13/65)
 23, Keena Young vs Xavier (3/15/07)
 22, Danny Ainge vs UCLA (3/14/81)
 21, Steve Kelly vs Pacific (3/20/71)
 21, Travis Hansen vs. UConn (3/20/03)
 20, Kresimir Cosic vs Long Beach (3/11/72)
 20, Michael Smith vs Louisville (3/19/88)
 19, Kresimir Cosic vs Utah State (3/13/71)
 19, Bernie Fryer vs UCLA (3/18/71)
 18, Kevin Nixon vs Louisiana State (3/19/92)
 18, Nick Sanderson vs Kansas (3/20/93)
 17, John Fairchild vs UCLA (3/12/65)
 17, Alan Taylor vs San Francisco (3/10/79)
 17, Michael Smith vs NC Charlotte (3/17/88)
 16, Doug Howard vs NMSU (3/8/69)
 16, Danny Ainge vs Princeton (3/12/81)
 16, Kenneth Roberts vs Tulane (3/16/95)

THREE-POINT FIELD GOALS

6, Nick Sanderson vs Kansas (3/20/93)
 5, Nick Sanderson vs Louisiana State (3/19/92)
 5, Mike Rose vs Xavier (3/15/07)
 4, Michael Smith vs Louisville (3/19/88)
 4, Luiz Lemes vs. Syracuse (3/18/04)

3, Mike Hall vs. Syracuse (3/18/04)
 3, Mark Bigelow vs. Syracuse (3/18/04)
 3, Robbie Reid vs Tulane (3/16/95)
 3, Trent Whiting vs Cincinnati (3/15/01)
 3, Jonathan Tavernari vs Texas A&M (3/20/08)

THREE-POINT FIELD GOALS ATTEMPTED

15, Nick Sanderson vs Kansas (3/20/93)
 13, Nick Sanderson vs Louisiana State (3/19/92)
 10, Mark Bigelow vs. Syracuse (3/18/04)
 9, Michael Smith vs Louisville (3/19/88)
 9, Jonathan Tavernari vs Texas A&M (3/20/08)
 8, Trent Whiting vs Cincinnati (3/15/01)
 8, Jimmer Fredette vs Texas A&M (3/20/08)
 7, Mark Bigelow vs. UConn (3/20/03)
 7, Luiz Lemes vs. Syracuse (3/18/04)
 7, Austin Ainge vs Xavier (3/15/07)
 6, Andy Toolson vs Clemson (3/15/90)
 6, Robbie Reid vs Tulane (3/16/95)
 6, Mike Rose vs Xavier (3/15/07)
 4, Mark Heslop vs Arizona (3/16/91)
 4, Kevin Woodberry vs. UConn (3/20/03)

FREE THROWS

13, Bernie Fryer vs Utah State (3/13/71)
 9, Kresimir Cosic vs Long Beach (3/11/72)
 9, Danny Ainge vs UCLA (3/14/81)
 9, Jim Usevitch vs Louisville (3/19/88)
 8, John Fairchild vs OCU (3/13/65)
 8, Marty Haws vs NC Charlotte (3/17/88)
 8, Mekeli Wesley vs Cincinnati (3/15/01)
 7, John Fairchild vs UCLA (3/12/65)
 7, Fred Roberts vs Princeton (3/12/81)
 7, Danny Ainge vs Princeton (3/12/81)
 7, Gary Trost vs SMU (3/18/93)
 6, Steve Kelly vs UCLA (3/18/71)
 6, Randy Reid vs Kansas (3/20/93)
 6, Rafael Araujo vs. Syracuse (3/18/04)

FREE THROWS ATTEMPTED

15, Bernie Fryer vs Utah State (3/13/71)
 12, John Fairchild vs OCU (3/13/65)
 10, Fred Roberts vs Princeton (3/12/81)
 10, Danny Ainge vs UCLA (3/14/81)
 10, Jim Usevitch vs Louisville (3/19/88)
 10, Gary Trost vs SMU (3/18/93)
 9, Kresimir Cosic vs Long Beach (3/11/72)
 9, Marty Haws vs NC Charlotte (3/17/88)
 9, Mekeli Wesley vs Cincinnati (3/15/01)
 8, John Fairchild vs UCLA (3/12/65)

REBOUNDS

23, Kresimir Cosic vs UCLA (3/18/71)
 21, John Fairchild vs OCU (3/13/65)
 15, Michael Smith vs New Orleans (3/12/87)
 13, John Fairchild vs UCLA (3/12/65)
 13, Paul Ruffner vs NMSU (3/8/69)
 13, Kresimir Cosic vs Pacific (3/20/71)
 13, Kresimir Cosic vs Long Beach (3/11/72)
 13, Brian Ambrozich vs Long Beach (3/11/72)
 13, Steve Trumbo vs UCLA (3/14/81)
 13, Michael Smith vs NC Charlotte (3/17/88)
 12, Steve Kramer vs Temple (3/14/66)
 12, Rafael Araujo vs. Syracuse (3/18/04)
 11, Kresimir Cosic vs Utah State (3/13/71)
 11, Michael Smith vs Louisville (3/19/88)
 11, Gary Trost vs Virginia (3/14/91)
 11, Gary Trost vs Virginia (3/16/91)
 10, Steve Trumbo vs Washington (3/10/82)
 10, Greg Kite vs Washington (3/10/82)
 10, Jared Miller vs SMU (3/18/93)
 10, Jared Miller vs Kansas (3/20/93)
 10, Keena Young vs Xavier (3/15/07)

ASSISTS

9, Luiz Lemes vs. Syracuse (3/18/04)
 8, Randy Reid vs SMU (3/18/93)
 8, Gary Trost vs Kansas (3/20/93)
 7, Steve Craig vs UCLA (3/14/81)
 7, Nathan Call vs Arizona (3/16/91)
 7, Nathan Call vs Louisiana State (3/19/92)
 6, Bernie Fryer vs UCLA (3/18/71)
 6, Steve Kelly vs Pacific (3/20/71)
 6, Brian Taylor vs NC Charlotte (3/17/88)
 6, Robbie Reid vs Tulane (3/16/95)

BLOCKED SHOTS

10, Shawn Bradley vs Virginia (3/14/91)
 4, Greg Kite vs UCLA (3/14/81)
 2, Jeff Chatman vs Louisville (3/19/88)
 2, Kenneth Roberts vs Arizona (3/16/91)
 2, Steve Schreiner vs Arizona (3/16/91)
 2, Shawn Bradley vs Arizona (3/16/91)
 2, Jared Miller vs Arizona (3/16/91)
 2, Travis Hansen vs. UConn (3/20/03)

STEALS

5, Robbie Reid vs Tulane (3/16/95)
 4, Nathan Call vs Louisiana State (3/19/92)
 3, Alan Taylor vs San Francisco (3/10/79)
 3, Danny Ainge vs UCLA (3/14/81)
 3, Danny Ainge vs Notre Dame (3/19/81)
 3, Andy Toolson vs Clemson (3/15/90)
 3, Travis Hansen vs. UConn (3/20/03)

MINUTES

42, Michael Smith vs NC Charlotte (3/17/88)-OT
 40, Fred Roberts vs Princeton (3/12/81)
 40, Danny Ainge vs Princeton (3/12/81)
 40, Steve Trumbo vs Notre Dame (3/19/81)
 40, Danny Ainge vs Notre Dame (3/19/81)
 40, Andy Toolson vs Clemson (3/15/90)
 40, Gary Trost vs SMU (3/18/93)
 40, Luiz Lemes vs. Syracuse (3/18/04)
 39, Danny Ainge vs UCLA (3/14/81)
 39, Keena Young vs Xavier (3/15/07)
 38, Danny Ainge vs Virginia (3/21/81)
 38, Austin Ainge vs Xavier (3/15/07)

CAREER NCAA POINTS

Danny Ainge – 107
 Kresimir Cosic – 89
 Michael Smith – 80
 Bernie Fryer – 75
 Fred Roberts – 75
 Devin Durrant – 67
 Jim Usevitch – 63
 Jeff Chatman – 61
 Steve Kelly – 58
 Russell Larson – 57
 Nick Sanderson – 52
 Gary Trost – 46
 Alan Taylor – 43
 Nate Call – 40
 Mark Bigelow – 39
 John Fairchild – 39
 Steve Craig – 38
 Marty Haws – 37
 Phil Tollestrup – 32
 Rafael Araujo – 30
 Mike Gardner – 30
 Jared Miller – 30
 Jim Miller – 30
 Steve Kramer – 28
 Bob Quinney – 28
 Andy Toolson – 27



NIT INDIVIDUAL GAME HIGHS

POINTS

- 27, Dick Nemelka vs Temple (3/14/66)
- 23, Travis Hansen vs UC Irvine (3/14/02)
- 22, Fred Roberts vs Washington (3/10/82)
- 22, Russell Larson vs ASU (3/17/94)
- 21, Gary Hill vs NYU (3/19/66)
- 21, Craig Raymond vs NYU (3/19/66)
- 20, Tom Gneiting vs SMU (3/13/86)
- 20, Jeff Chatman vs Calif. Irvine (3/18/86)
- 19, Terrell Lyday vs Southern Illinois (3/20/00)
- 19, Tom Gneiting vs Calif. Irvine (3/18/86)
- 18, Trent Plaisted at Houston (3/15/06)
- 17, Richie Webb vs Ohio State (3/21/86)
- 17, Travis Hansen at Memphis (3/20/02)
- 17, Mark Bigelow at Memphis (3/20/02)

FIELD GOALS

- 10, Dick Nemelka vs Temple (3/14/66)
- 10, Craig Raymond vs NYU (3/19/66)
- 9, Jeff Chatman vs Calif. Irvine (3/18/86)
- 9, Russell Larson vs ASU (3/17/94)
- 8, Travis Hansen vs UC Irvine (3/14/02)
- 8, Terrell Lyday vs Southern Illinois (3/20/00)
- 7, Travis Hansen at Memphis (3/20/02)
- 7, Richie Webb vs SMU (3/13/86)
- 7, Jeff Chatman vs Ohio State (3/21/86)
- 7, Richie Webb vs Ohio State (3/21/86)
- 6, Steve Trumbo vs Washington (3/10/82)
- 6, Scott Sinek vs Washington (3/10/82)
- 6, Russell Larson vs Fresno State (3/22/94)
- 6, Mekeli Wesley vs Bowling Green (3/15/00)
- 6, Eric Nielsen vs Bowling Green (3/15/00)
- 6, Trent Plaisted at Houston (3/15/06)

FIELD GOALS ATTEMPTED

- 20, Steve Kramer vs NYU (3/19/66)
- 19, Terrell Lyday vs Southern Illinois (3/20/00)
- 18, Dick Nemelka vs Temple (3/14/66)
- 18, Jeff Congdon vs Temple (3/14/66)
- 18, Jeff Chatman vs Calif. Irvine (3/18/86)
- 18, Jeff Chatman vs Ohio State (3/21/86)
- 16, Travis Hansen vs Memphis (3/20/02)
- 14, Terrell Lyday vs Notre Dame (3/22/00)
- 13, Travis Hansen vs UC Irvine (3/14/02)
- 12, Bob Capener vs SMU (3/13/86)
- 12, Tom Gneiting vs SMU (3/13/86)

THREE-POINT FIELD GOALS

- 5, Terrell Lyday vs Bowling Green (3/15/00)
- 4, Daniel Bobik at Memphis (3/20/02)
- 3, Mark Bigelow vs UC Irvine (3/14/02)
- 3, Mark Bigelow at Memphis (3/20/02)
- 3, Robbie Reid vs ASU (3/17/94)
- 3, Michael Vranes vs Southern Illinois (3/20/00)
- 2, Robbie Reid vs Fresno State (3/22/94)
- 2, Randy Reid vs Fresno State (3/22/94)
- 2, Mekeli Wesley vs Notre Dame (3/22/00)
- 2, Michael Vranes vs Notre Dame (3/22/00)
- 2, Terrell Lyday vs Notre Dame (3/22/00)
- 2, John Allen vs Notre Dame (3/22/00)
- 2, Brock Reichner at Houston (3/15/06)

THREE-POINT FIELD GOALS ATTEMPTED

- 11, Terrell Lyday vs Notre Dame (3/22/00)
- 7, Robbie Reid vs ASU (3/17/94)
- 6, Robbie Reid vs Fresno State (3/22/94)

- 6, Terrell Lyday vs Bowling Green (3/15/00)
- 6, Terrell Lyday vs Southern Illinois (3/20/00)
- 6, Mark Bigelow vs UC Irvine (3/14/02)

FREE THROWS

- 12, Fred Roberts vs Washington (3/10/82)
- 8, Steve Kramer vs Temple (3/14/66)
- 8, Tom Gneiting vs SMU (3/13/86)
- 7, Richie Webb vs Calif. Irvine (3/18/86)
- 7, Bob Capener vs Ohio State (3/21/86)
- 6, Kenneth Roberts vs ASU (3/17/94)
- 6, Travis Hansen vs UC Irvine (3/14/02)
- 6, Trent Plaisted at Houston (3/15/06)

FREE THROWS ATTEMPTED

- 12, Fred Roberts vs Washington (3/10/82)
- 11, Dick Nemelka vs Temple (3/14/66)
- 10, Jeff Chatman vs SMU (3/13/86)
- 10, Tom Gneiting vs SMU (3/13/86)
- 10, Trent Plaisted at Houston (3/15/06)
- 8, Richie Webb vs Calif. Irvine (3/18/86)
- 8, Bob Capener vs Calif. Irvine (3/18/86)
- 8, Bob Capener vs Ohio State (3/21/86)
- 8, Kenneth Roberts vs ASU (3/17/94)
- 7, Travis Hansen vs UC Irvine (3/14/02)
- 7, Craig Raymond vs NYU (3/19/66)
- 6, Randy Reid vs Fresno State (3/22/94)
- 6, Mark Bigelow vs UC Irvine (3/14/02)

REBOUNDS

- 18, Craig Raymond vs NYU (3/19/66)
- 13, Tom Gneiting vs Calif. Irvine (3/18/86)
- 13, Trent Plaisted at Houston (3/15/06)
- 12, Tom Gneiting vs SMU (3/13/86)
- 11, Tom Gneiting vs Ohio State (3/21/86)
- 9, Russell Larson vs ASU (3/17/94)
- 9, Robbie Reid vs Fresno State (3/22/94)
- 9, Mekeli Wesley vs Southern Illinois (3/20/00)
- 7, Mekeli Wesley vs Bowling Green (3/15/00)
- 7, David Nielsen vs Bowling Green (3/15/00)

ASSISTS

- 12, Matt Montague vs UC Irvine (3/14/02)
- 10, Matt Montague vs Southern Illinois (3/20/00)
- 8, Richie Webb vs Calif. Irvine (3/18/86)
- 8, Bob Capener vs Calif. Irvine (3/18/86)
- 8, Matt Montague vs Notre Dame (3/22/00)
- 6, Bob Capener vs SMU (3/13/86)
- 6, Robbie Reid vs Fresno State (3/22/94)
- 6, Nathan Cooper vs Bowling Green (3/15/00)
- 5, Steve Kramer vs Temple (3/14/66)
- 5, Gary Hill vs Temple (3/14/66)
- 5, Gary Hill vs NYU (3/19/66)
- 5, Matt Montague at Memphis (3/20/02)
- 5, Travis Hansen at Memphis (3/20/02)
- 5, Rashaun Broadus at Houston (3/15/06)
- 5, Lee Cummard at Houston (3/15/06)

BLOCKED SHOTS

- 4, Greg Kite vs Washington (3/10/82)
- 4, Trent Plaisted at Houston (3/15/06)
- 3, Kenneth Roberts vs ASU (3/17/94)
- 2, Alan Pollard vs SMU (3/13/86)
- 2, Jeff Chatman vs Ohio State (3/21/86)

STEALS

- 5, Richie Webb vs SMU (3/13/86)
- 4, Mark Bigelow at Memphis (3/20/02)


- 3, Travis Hansen vs UC Irvine (3/14/02)
- 3, Alan Pollard vs Calif. Irvine (3/18/86)
- 3, David Nielsen vs Bowling Green (3/15/00)
- 3, Michael Vranes vs Southern Illinois (3/20/00)

MINUTES

- 40, Steve Trumbo vs Washington (3/10/82)
- 40, Richie Webb vs SMU (3/13/86)
- 40, Tom Gneiting vs SMU (3/13/86)
- 39, Robbie Reid vs Fresno State (3/22/94)
- 38, Tom Gneiting vs Ohio State (3/21/86)
- 38, Richie Webb vs Ohio State (3/21/86)
- 38, Robbie Reid vs ASU (3/17/94)
- 38, Terrell Lyday vs Notre Dame (3/22/00)
- 37, Bob Capener vs Calif. Irvine (3/18/86)
- 36, Trent Plaisted at Houston (3/15/06)
- 34, Michael Vranes vs Bowling Green (3/15/00)
- 34, David Nielsen vs Bowling Green (3/15/00)
- 34, Matt Montague vs UC Irvine (3/14/02)

CAREER NIT POINTS (1966-2002)

Steve Kramer	61
Dick Nemelka	57
Richie Webb	52
Tom Gneiting	48
Jeff Chatman	45
Terrell Lyday	42
Jeff Congdon	42
Travis Hansen	40
Mekeli Wesley	39
Bob Capener	38
Michael Vranes	37
Eric Nielsen	37
Craig Raymond	36
Russell Larson	35
Mark Bigelow	32



MICHAEL VRANES
NIT 2000



BYU IN THE NCAA RECORD BOOK

NCAA INDIVIDUAL RECORDS

PLACE	CATEGORY	STAT	PLAYER
1st	Blocks by Freshman/season	177	Shawn Bradley, 1991
T-2nd	Blocked Shots/single game:	14	Shawn Bradley, vs. E. Kentucky 12/07/90
3rd	Blocks Avg. by Freshman/season	5.21	Shawn Bradley, 1991
6th	Blocked Shots/season	177	Shawn Bradley, 1991
14th	Blocked Shots Avg./season	5.21	Shawn Bradley, 1991
T-24th	Free-Throw Percentage/career	87.8	Michael Smith

NCAA TEAM RECORDS

PLACE	CATEGORY	STAT	SEASON/OPPONENT
2nd	Free-Throw Percentage/season	81.5	1989
T-9th	Regular-Season Conference Titles	27	(see media guide page 119)
T-12th	Blocked Shots/game	17	vs. E. Kentucky, 12/07/90
T-12th	Blocked Shots/season	246	1991
T-17th	All-Time Victories	1553	
T-18th	Three-Point Percentage/Game	81.3	vs. New Mexico, 01/26/08
T-19th	Free-Throw Percentage/game	93.8	vs. Weber State, 12/28/00
22nd	Blocked Shots/game avg.	7.24	1991
39th	All-Time Winning Percentage	.612	

NCAA ANNUAL CHAMPIONS

Team Free-Throw Percentage	81.5	1989
	77.3	1995
	78.0	2001
Individual Blocked Shot Average	5.21	Shawn Bradley, 1991
Individual Free-Throw Percentage	92.5	Michael Smith, 1989

SCORING LEADERS

There have been 434 players in the history of the NCAA to score at least 2,000 points in their career. Three BYU players – Danny Ainge, Michael Smith and Devin Durrant – have accomplished the feat. Ainge scored 2,467, Smith 2,319 and Durrant 2,285 for the Cougars.

NATION'S LONGEST RIVALRIES/CONSECUTIVE YEARS

107	Columbia vs. Yale	1902-2008
107	Princeton vs. Yale	1902-2008
106	Pennsylvania vs. Princeton	1903-2008
105	Columbia vs. Pennsylvania	1904-2008
105	Cornell vs. Pennsylvania	1904-2008
104	Maine vs. New Hampshire	1905-2008
103	Idaho vs. Washington St.	1906-2008
102	Kansas vs. Kansas St.	1907-2008
102	Kansas vs. Missouri	1907-2008
101	Kansas St. vs. Nebraska	1908-2008
100	BYU vs. Utah	1909-2008

MOST GAMES PLAYED (RIVALRY)

10th	BYU vs. Utah	246 games
------	--------------	-----------

AT 246 GAMES IN 100 CONSECUTIVE SEASONS, THE BYU VS. UTAH RIVALRY RANKS 10TH IN MOST GAMES PLAYED AND IS THE 11TH-LONGEST RUNNING RIVALRY IN NCAA HISTORY.

YEARS RANKED/HIGHEST RANKING

A.P. POLL

YEAR	RANK
1950-51	11
1953-54	19
1955-56	5
1964-65	9
1965-66	6
1966-67	7
1970-71	20
1971-72	6
1972-73	12
1979-80	12
1980-81	15
1981-82	15
1987-88	3
1992-93	21
2006-07	21
2007-08	20

FINAL REGULAR-SEASON RANKINGS

1951	11th (AP)	10th (UPI)
1954	19th (AP)	
1957	14th (UPI)	
1965	9th (AP)	6th (UPI)
1966	19th (AP)	
1971	20th (AP)	11th (UPI)
1972	8th (AP)	9th (UPI)
1980	12th (AP)	12th (UPI)
1981	16th (AP)	17th (UPI)
1988	19th (AP)	17th (UPI)
2007	24th (AP)	





BYU SERIES RECORD AS A RANKED TEAM

- vs. Air Force (4-0)
- vs. Alaska (1-0)
- vs. Arizona (3-0)
- vs. Arizona State (2-1)
- vs. Boise State (0-1)
- vs. Baylor (1-0)
- vs. Bradley (0-1)
- vs. Cincinnati (1-0)
- vs. Clemson (0-1)
- vs. Colorado (2-0)
- vs. Colorado State (13-1)
- vs. Cornell (1-0)
- vs. Creighton (1-0)
- vs. CS Fullerton (2-0)
- vs. Dayton (1-0)
- vs. Denver (1-0)
- vs. Detroit (1-0)
- vs. Florida State (1-0)
- vs. Hawaii (7-0)
- vs. Illinois (1-1)
- vs. Indiana (0-1)
- vs. Indiana State (2-0)
- vs. Kansas (0-1)
- vs. Kansas State (1-1)
- vs. Lamar (1-0)
- vs. La Salle (1-1)
- vs. Long Beach State (0-3)
- vs. Louisville (0-1)
- vs. Miami (1-0)
- vs. Michigan (0-1)
- vs. Michigan State (1-1)
- vs. New Mexico (9-4)
- vs. New Mexico State (1-0)
- vs. NC-Charlotte (2-0)
- vs. North Carolina State (0-1)
- vs. North Texas (1-0)
- vs. Notre Dame (1-0)
- vs. Oklahoma City (0-1)
- vs. Oklahoma State (2-0)
- vs. Oral Roberts (1-0)
- vs. Oregon (4-1)
- vs. Oregon State (0-5)
- vs. Pacific (0-1)
- vs. Penn State (1-0)
- vs. Pepperdine (1-0)
- vs. Portland (1-0)
- vs. Princeton (1-0)
- vs. Rice (1-0)
- vs. Sacramento State (1-0)
- vs. San Diego (1-0)
- vs. San Diego State (2-3)
- vs. San Jose State (1-0)
- vs. Santa Clara (1-1)
- vs. Seattle (0-1)
- vs. Seton Hall (1-0)
- vs. Southern Utah (1-0)
- vs. St. Bonaventure (1-0)
- vs. St. Louis (1-0)
- vs. St. Mary's (2-0)
- vs. St. Joseph's (1-0)
- vs. TCU (1-0)
- vs. Tennessee (0-1)
- vs. Texas A&M (1-0)
- vs. Toledo (1-0)
- vs. Tulsa (2-0)
- vs. UAB (0-1)
- vs. UCLA (1-2)
- vs. UCSB (1-0)
- vs. UNLV (2-2)
- vs. Utah (8-5)

- vs. Utah State (9-0)
- vs. UTEP (8-4)
- vs. Virginia (0-1)
- vs. Wake Forest (0-1)
- vs. Washington (1-1)
- vs. Weber State (2-0)
- vs. Wyoming (8-4)
- vs. Xavier (0-1)

BYU RECORD WHEN RANKED ...

- No. 1 (0-0)
- No. 2 (0-0)
- No. 3 (2-1)
- No. 4 (0-0)
- No. 5 (0-2)
- No. 6 (4-1)
- No. 7 (6-6)
- No. 8 (8-2)
- No. 9 (2-2)
- No. 10 (7-1)
- No. 11 (8-4)
- No. 12 (10-4)
- No. 13 (5-0)
- No. 14 (8-1)
- No. 15 (11-9)
- No. 16 (5-1)
- No. 17 (8-1)
- No. 18 (15-4)
- No. 19 (16-3)
- No. 20 (10-7)
- No. 21 (4-2)
- No. 22 (0-0)
- No. 23 (3-2)
- No. 24 (0-1)
- No. 25 (4-3)

BYU SERIES RECORD VS. RANKED TEAMS

- vs. Air Force (2-0)
- vs. Arizona (0-7)
- vs. Arizona State (1-4)
- vs. California (0-1)
- vs. Clemson (0-1)
- vs. Connecticut (0-1)
- vs. Dayton (1-0)
- vs. Duke (0-1)
- vs. Florida State (1-0)
- vs. Georgetown (0-1)
- vs. Houston (0-2)
- vs. Idaho State (1-0)
- vs. Illinois (1-0)
- vs. Indiana (0-2)
- vs. Iowa (0-1)
- vs. Kansas (1-1)
- vs. Kansas State (1-2)
- vs. Kentucky (0-3)
- vs. La Salle (0-1)
- vs. Long Beach State (0-2)
- vs. Louisiana State (0-1)
- vs. Louisville (1-1)
- vs. Michigan (1-1)
- vs. Michigan State (0-2)
- vs. Mississippi State (0-1)
- vs. New Mexico (4-12)
- vs. New Mexico State (0-2)

- vs. New Orleans (0-1)
- vs. North Carolina (0-5)
- vs. North Carolina State (0-3)
- vs. Notre Dame (2-0)
- vs. Ohio State (0-2)
- vs. Oklahoma (1-0)
- vs. Oklahoma City (0-1)
- vs. Oklahoma State (2-0)
- vs. Oregon State (0-2)
- vs. Pittsburgh (1-0)
- vs. Saint Louis (2-0)
- vs. San Francisco (0-1)
- vs. South Carolina (0-1)
- vs. St. John's (0-3)
- vs. St. Joseph's (1-0)
- vs. Stanford (1-0)
- vs. Syracuse (0-1)
- vs. Texas (0-1)
- vs. Tulsa (0-1)
- vs. UCLA (2-4)
- vs. UNLV (1-2)
- vs. USC (0-1)
- vs. Utah (5-26)
- vs. Utah State (2-2)
- vs. UTEP (5-3)
- vs. Villanova (1-0)
- vs. Virginia (0-1)
- vs. Washington (1-1)
- vs. Wichita State (0-2)
- vs. Wyoming (8-1)

BYU RECORD WHEN FACING TEAMS RANKED ...

- No. 1 (0-4)
- No. 2 (1-8)
- No. 3 (1-6)
- No. 4 (0-5)
- No. 5 (1-11)
- No. 6 (1-3)
- No. 7 (3-7)
- No. 8 (2-5)
- No. 9 (3-9)
- No. 10 (5-3)
- No. 11 (1-5)
- No. 12 (3-6)
- No. 13 (5-5)
- No. 14 (1-5)
- No. 15 (3-3)
- No. 16 (4-4)
- No. 17 (2-3)
- No. 18 (5-3)
- No. 19 (3-4)
- No. 20 (2-4)
- No. 21 (1-1)
- No. 22 (0-0)
- No. 23 (0-2)
- No. 24 (0-1)
- No. 25 (3-4)

NOTE: Associated Press rankings

BYU AS A RANKED TEAM

Overall Record: 136-57
 BYU Record at Home: 79-12 (58-9 in the Marriott Center)
 Last Home Win: 12-21-07, No. 21 BYU vs. Southern Utah (70-55)
 Last Home Loss: 3-11-88, No. 17 BYU vs. UTEP (63-66)
 BYU Record on the Road: 36-28
 Last Road Win: 12-1-07, No. 21 BYU at Portland (78-54)
 Last Road Loss: 12-29-07, No. 20 BYU at Boise State (70-73)
 BYU Record at Neutral Sites: 21-17
 Last Neutral Site Win: 3-9-07, No. 23 BYU vs. Wyoming (96-84)
 Last Neutral Site Loss: 12-8-07, No. 20 BYU vs. Michigan State (61-68)
 BYU Record at NCAA Tournament: 5-11
 BYU Record under Dave Rose: 8-5
 BYU Record in Overtime Games: N/A
 Longest BYU Win Streak: 12 (1980)
 Longest Opponent Win Streak: 4 (twice, 1951-54 and 1966-71)
 Largest BYU Margin of Victory: 51 (108-57) No. 9 BYU vs. St. Mary's, 12-10-66
 Largest Opponent Margin of Victory: 27 (50-77) No. 19 BYU at Bradley, 1-2-54
 Most Points Scored by BYU: 128 (128-78) No. 23 BYU vs. Sacramento St., 2-25-93
 Most Points Scored by Opponent: 112 (102-112) No. 9 BYU vs. Oklahoma City, 3-14-65

Last 10 (6-4)

12/29/07	at Boise State (20)	70-73	L
12/21/07	Southern Utah (21)	70-55	W
12/15/07	Pepperdine (25)	86-67	W
12/12/07	Lamar (25)	88-66	W
12/8/07	vs. No. 9 Michigan St. (20)	61-68	L
12/5/07	Weber State (20)	72-57	W
12/1/07	at Portland (21)	78-54	W
3/15/07	vs. Xavier (24)	77-79	L
3/10/07	at UNLV (23)	70-78	L
3/9/07	vs. Wyoming (23)	96-84	W

BYU vs. RANKED OPPONENTS

Overall Record: 50-111
 BYU Record at Home: 26-31 (13-20 in the Marriott Center)
 Last Home Win: 2-3-07 vs. No. 25 UNLV (90-63)
 Last Home Loss: 1-31-05 vs. No. 25 Utah (58-72)
 BYU Record on the Road: 8-48
 Last Road Win: 2-27-07 at No. 25 Air Force (62-58)
 Last Road Loss: 3-10-07 at No. 25 UNLV (70-78)
 BYU Record at Neutral Sites: 16-32
 Last Neutral Site Win: 11-23-07 vs. No. 6 Louisville (78-76)
 Last Neutral Site Loss: 12-8-07 vs. No. 9 Michigan State (61-68)
 BYU Record at NCAA Tournament: 5-17
 BYU Record under Dave Rose: 4-5
 BYU Record in Overtime Games: N/A
 Longest BYU Win Streak: 9 (1949-1951)
 Longest Opponent Win Streak: 11 (twice, 1976-1979 and 1995-1998)
 Largest BYU Margin of Victory: 28 (111-83) No. 15 Utah State, 12-19-70
 Largest Opponent Margin of Victory: 44 (52-96) vs. No. 7 Indiana, 12-26-73
 Most Points Scored by BYU: 111 (111-83) by No. 15 Utah State, 12-19-70
 Most Points Scored by Opponent: 113 twice in 1976-77

Last 10 (4-6)

12/8/07	vs. No. 9 Michigan St.	61-68	L
11/24/07	vs. No. 1 North Carolina	63-73	L
11/23/07	vs. No. 6 Louisville	78-76	W
3/10/07	at UNLV (25)	70-78	L
2/27/07	at Air Force (25)	62-58	W
2/3/07	UNLV (25)	90-63	W
1/27/07	Air Force (13)	61-52	W
12/9/06	vs. Michigan St. (25)	61-76	L
11/15/06	at UCLA (5)	69-82	L
2/26/05	at Utah (13)	60-69	L

ALL-TIME VS. RANKED TEAMS



DATE	OPPONENT	SCORE	W/L	DATE	OPPONENT	SCORE	W/L	DATE	OPPONENT	SCORE	W/L
1948-49				1970-71				1989-90			
1/29/49	at No. 10 Utah	56-55	W	12/11/70	at No. 9 So. California	65-101	L	3/19/90	vs. No. 17 Clemson	47-49	L
1/31/49	No. 10 Utah	65-45	W	12/19/70	No. 15 Utah St.	111-83	W	1990-91			
2/18/49	at No. 14 Utah	49-58	L	12/29/70	vs. No. 11 Villanova	102-93	W	12/8/90	No. 17 St. John's	62-67	L
2/19/49	No. 14 Utah	52-54	L	1/23/71	at No. 12 Utah St.	70-72	L	12/27/90	vs. No. 12 South Carolina	49-52	L
2/21/49	No. 19 Wyoming	50-48	W	3/13/71	at No. 16 Utah St.	91-82	W	2/16/91	at No. 14 Utah	74-81	L
1949-50				3/18/71	vs. No. 1 UCLA	73-91	L	3/2/91	No. 9 Utah	71-72	L
3/3/50	No. 18 Wyoming	55-44	W	1971-72				3/9/91	vs. No. 8 Utah	51-49	W
3/4/50	No. 18 Wyoming	70-52	W	12/28/71	vs. No. 7 Indiana	50-61	L	3/16/91	vs. No. 8 Arizona	61-76	L
3/25/50	vs. No. 7 UCLA	83-62	W	3/11/72	vs. No. 5 Long Beach St.	90-95	L	1991-92			
1950-51				1972-73				12/28/91	vs. No. 11 Michigan	83-86	L
1/8/51	at No. 10 Wyoming	61-57	W	12/7/72	vs. No. 18 Michigan	83-77	W	2/1/92	No. 19 UTEP	80-63	W
1/19/51	No. 13 Wyoming	64-58	W	12/29/72	vs. No. 12 Florida St.	80-77	W	3/19/92	No. 25 Louisiana St.	83-94	L
1/20/51	No. 13 Wyoming	65-38	W	12/30/72	vs. No. 6 Long Beach St.	89-101	L	1992-93			
3/12/51	vs. No. 10 St. Louis	75-58	W	1973-74				12/21/92	vs. No. 9 Oklahoma	76-75	W
3/17/51	vs. No. 13 Dayton	62-43	W	12/15/73	at No. 15 Kansas St.	85-95	L	12/23/92	vs. No. 1 Duke	66-89	L
3/23/51	vs. No. 4 Kansas St.	54-64	L	12/26/73	vs. No. 7 Indiana	52-96	L	2/27/93	at No. 11 Utah	83-89	L
3/24/51	vs. No. 15 Washington	67-80	L	1/5/74	at No. 12 New Mexico	75-84	W	3/20/93	vs. No. 9 Kansas	76-90	L
1951-52				1/25/74	No. 20 Arizona St.	89-71	W	1993-94			
12/28/51	vs. No. 1 Kentucky	64-84	L	1974-75				12/4/93	vs. No. 4 North Carolina	65-97	L
3/1/52	at No. 16 Wyoming	49-55	L	1/10/75	No. 12 Arizona St.	80-110	L	1994-95			
1952-53				1/11/75	No. 10 Arizona	66-83	L	11/23/94	vs. No. 19 Oklahoma St.	69-59	W
12/22/52	No. 17 St. Louis	86-69	W	2/14/75	at No. 19 Arizona	81-97	L	1995-96			
12/31/52	at No. 9 N.C. State	59-75	L	2/15/75	at No. 8 Arizona St.	79-99	L	12/2/95	at No. 8 Mississippi St.	74-79	L
1953-54				3/1/75	No. 15 UTEP	65-54	W	1/2/96	at No. 15 Utah	77-83	L
12/30/53	vs. No. 13 La Salle	62-74	L	1976-77				3/2/96	No. 10 Utah	85-96	L
1954-55				12/20/76	at No. 11 North Carolina	93-113	L	1996-97			
2/11/55	No. 5 Utah	76-74	W	1/22/77	at No. 16 Arizona	85-113	L	1/11/97	No. 9 Utah	51-61	L
2/12/55	at No. 5 Utah	71-78	L	2/17/77	No. 17 Arizona	62-64	L	1/25/97	No. 24 Tulsa	56-72	L
1955-56				3/5/77	No. 20 Utah	54-67	L	2/3/97	at No. 13 New Mexico	32-74	L
12/21/55	at No. 2 N.C. State	81-95	L	1977-78				2/6/97	at No. 5 Utah	49-85	L
1/21/56	No. 14 Oklahoma City	60-62	L	12/28/77	vs. No. 2 North Carolina	81-94	L	2/27/97	No. 11 New Mexico	48-90	L
1956-57				1/26/78	at No. 10 New Mexico	82-95	L	1997-98			
3/15/57	vs. No. 13 California	59-86	L	2/25/78	No. 5 New Mexico	66-71	L	1/10/98	No. 3 Utah	61-71	L
3/16/57	vs. No. 16 Idaho St.	65-54	W	3/4/78	at No. 19 Utah	74-81	L	1/29/98	No. 14 New Mexico	54-72	L
1958-59				1978-79				2/5/98	at No. 5 Utah	68-83	L
12/15/58	No. 3 Kansas St.	77-68	W	12/2/78	at No. 13 Texas	57-96	L	2/26/98	at No. 16 New Mexico	83-62	W
1/23/59	No. 20 Utah	56-70	L	3/10/79	vs. No. 19 San Francisco	63-86	L	1998-99			
1959-60				1979-80				11/28/98	No. 11 Arizona	74-78	L
12/22/59	No. 3 Ohio St.	79-91	L	12/28/79	vs. No. 18 Oregon St.	71-86	L	1/30/99	at No. 12 New Mexico	68-78	L
1/22/60	at No. 7 Utah	69-76	L	1980-81				2/6/99	No. 20 Utah	46-71	L
1/29/60	at No. 9 Utah St.	53-84	L	12/19/80	vs. No. 17 Illinois	80-75	W	2/25/99	No. 21 New Mexico	64-85	W
2/13/60	No. 7 Utah St.	64-75	L	1/31/81	at No. 9 Utah	56-60	L	3/4/99	No. 8 Utah	62-81	L
2/25/60	No. 5 Utah	75-87	L	3/7/81	No. 9 Utah	95-76	W	1999-00			
1960-61				3/14/81	vs. No. 10 UCLA	78-55	W	12/1/99	at No. 4 Arizona	62-86	L
12/20/60	No. 20 Kansas	80-70	W	3/19/81	vs. No. 7 Notre Dame	51-50	W	2/12/00	at No. 21 Utah	62-77	L
12/27/60	at No. 5 Louisville	67-95	L	3/21/81	vs. No. 5 Virginia	60-74	L	2001-02			
1962-63				1981-82				12/22/01	No. 13 Stanford	81-76	W
12/31/62	at No. 2 Ohio St.	91-97	L	12/5/81	No. 18 UNLV	63-66	L	2002-03			
1/11/63	at No. 3 Arizona St.	84-89	L	1982-83				2/24/03	at No. 23 Utah	64-71	L
2/16/63	No. 5 Arizona St.	87-104	L	12/27/82	at No. 7 St. John's	64-75	L	3/20/03	vs. No. 23 Connecticut	53-58	L
1963-64				1983-84				2003-04			
12/30/63	vs. No. 9 Oregon St.	58-68	L	12/17/83	at No. 2 Kentucky	59-93	L	12/6/03	vs. No. 25 Oklahoma St.	76-71	W
1964-65				12/28/83	at No. 7 UCLA	73-82	L	3/18/04	vs. No. 20 Syracuse	75-80	L
12/11/64	at No. 2 Wichita St.	76-93	L	2/4/84	at No. 7 UTEP	77-86	L	2004-05			
12/12/64	at No. 2 Wichita St.	65-81	L	2/11/84	at No. 3 Georgetown	51-67	L	11/22/04	vs. No. 4 North Carolina	50-86	L
3/13/65	No. 2 UCLA	76-100	L	3/1/84	No. 8 UTEP	83-65	W	12/21/04	No. 16 North Carolina St.	61-72	L
1965-66				3/17/84	vs. No. 3 Kentucky	68-93	L	1/31/05	No. 25 Utah	58-72	L
12/21/65	No. 2 St. Joseph's	103-83	W	1984-85				2/26/05	at No. 13 Utah	60-69	L
1966-67				12/22/84	No. 7 Washington	84-75	W	2006-07			
12/30/66	at No. 8 St. John's	73-76	L	1/2/85	at No. 19 UTEP	64-69	L	11/15/06	at No. 5 UCLA	69-82	L
1/21/67	No. 9 New Mexico	89-73	W	1985-86				12/9/06	vs. No. 25 Michigan St.	61-76	L
1/28/67	vs. No. 6 UTEP	76-85	L	1/13/86	No. 16 Notre Dame	80-76	W	1/27/07	No. 13 Air Force	61-52	W
1967-68				2/15/86	No. 15 UTEP	72-69	W	2/3/07	No. 25 UNLV	90-63	W
12/16/67	at No. 2 Houston	69-102	L	1986-87				2/27/07	at No. 25 Air Force	62-58	W
1/20/68	at No. 6 New Mexico	69-84	L	12/9/86	at No. 4 Iowa	75-86	L	3/10/07	at No. 25 UNLV	70-78	L
2/16/68	No. 5 New Mexico	67-76	L	12/23/86	No. 14 Pittsburgh	93-73	W	2007-08			
1968-69				3/12/87	vs. No. 16 New Orleans	79-83	L	11/23/07	vs. No. 6 Louisville	78-76	W
12/14/68	vs. No. 12 Houston	75-98	L	1987-88				11/24/07	vs. No. 1 North Carolina	63-73	L
3/8/69	at No. 12 New Mexico St.	62-74	L	1/13/88	at No. 12 Wyoming	83-67	W	12/8/07	vs. No. 9 Michigan St.	61-68	L
1969-70				1/21/88	at No. 18 UTEP	81-71	W				
12/11/69	No. 3 New Mexico St.	78-80	L	2/11/88	No. 18 Wyoming	78-69	W				
3/4/70	No. 18 Utah State	73-86	L								


BYU all-time record vs. ranked teams: 50-111

NOTE: Associated Press rankings



07-08 SEASON REVIEW





2007-08 IN REVIEW

COUGARS EARN SECOND-CONSECUTIVE OUTRIGHT MWC CHAMPIONSHIP

The 2007-08 season proved to be another example of how the Dave Rose era of BYU basketball continues to strengthen the program's already excellent tradition of success.

Featuring his teams' consistently evident traits of excitement and accomplishment, Rose has achieved a three-year record (72-26) that ranks among the top 10 in NCAA history by any first-time Division I coach. In 2007-08, the Rose-guided Cougars went 27-8 to win the second-most games in school history while becoming the first outright back-to-back Mountain West Conference Champions in league history. The team also achieved BYU's first consecutive appearances in the Top 25 polls since the 1980-81 and 1981-82 seasons and earned the program's first victory over a top-6 ranked team since 1965 with its triumph over Rick Pitino's sixth-rated Louisville Cardinals.

"Our staff is very proud of what these players accomplished this year," said Rose. "We won a lot of games and won back-to-back Mountain West Conference regular-season championships. We beat a team ranked in the top 10 for the first time in a long while. We've got a nice homecourt winning streak going. There's a lot of good things that are going on with BYU basketball."

In achieving the program's 31st 20-win season, including the last three straight, Rose becomes just the third Cougar coach to win 20 games in each of his first three seasons and is the first to do so after taking over a program with less than 13 wins the prior year (9-21 in 2004-05). BYU also made its 23rd overall NCAA Tournament appearance in 2008, including the fifth in the last eight years.

The Cougars won the MWC regular-season title by two games over UNLV with an

MWC-record 14-2 resume to finish the regular season with a school-record 25 regular-season victories. The consecutive outright league titles were the first for BYU since Danny Ainge played for the Cougars in 1978-79 and 1979-80. The conference crown was also BYU's 27th overall to rank the Cougars ninth all-time among all Division I programs. BYU's MWC supremacy has been well established as the Cougars' 87 wins in the nine-year history of the league lead all conference teams.





2007-08 GAME RESULTS

RECORD	OVERALL	HOME	AWAY	NEUTRAL
ALL GAMES	27-8	16-0	8-5	3-3
CONFERENCE	14-2	8-0	6-2	0-0
NON-CONFERENCE	13-6	8-0	2-3	3-3

DATE	OPPONENT	W/L	SCORE	ATTEND
11/10/07	at Long Beach State	W	74-34	2777
11/14/07	IDAHO STATE	W	90-69	12153
+11/16/07	JACKSON STATE	W	100-61	8643
+11/20/07	HARTFORD	W	97-73	8917
+11/23/07	vs No. 6 Louisville	W	78-76	4950
+11/24/07	vs No. 1 North Carolina	L	63-73	5500
12/01/07	at Portland	W	78-54	3508
12/05/07	WEBER STATE	W	72-57	11459
#12/08/07	vs No. 9 Michigan State	L	61-68	16412
12/12/07	LAMAR	W	88-66	8130
12/15/07	PEPPERDINE	W	86-67	11547
12/21/07	SOUTHERN UTAH	W	70-55	9742
12/29/07	at Boise State	L	70-73	8779
01/03/08	LOYOLA MARYMOUNT	W	91-62	10360
01/08/08	at Wake Forest	L	62-79	12252
*01/12/08	COLORADO STATE	W	92-73	13135
*01/15/08	at UNLV	L	41-70	13074
*01/19/08	at Utah	W	55-52	14224
*01/23/08	SAN DIEGO STATE	W	59-56	12044
*01/26/08	NEW MEXICO	W	83-66	19932
*01/30/08	at Air Force	W	69-53	4954
*02/02/08	at Wyoming	W	73-63	5956
*02/06/08	TCU	W	83-72	16042
*02/13/08	at Colorado State	W	79-65	2728
*02/16/08	UNLV	W	74-48	22580
*02/20/08	UTAH	W	67-59	19460
*02/23/08	at San Diego State	L	65-69	9776
*02/26/08	at New Mexico (OT)	W	70-69	18018
*03/01/08	AIR FORCE	W	76-57	17427
*03/05/08	WYOMING	W	78-61	14724
*03/08/08	at TCU	W	61-54	5777
^ 03/13/08	vs Colorado State	W	89-62	6483
^ 03/14/08	vs San Diego State	W	63-54	13913
^ 03/15/08	at UNLV	L	61-76	16096
%03/20/08	vs Texas A&M	L	62-67	17600

+ Las Vegas Invitational, neutral games at Orleans Arena in Las Vegas
 # Played at EnergySolutions Arena in Salt Lake City
 * Conference game
 ^ MWC Tournament at Thomas & Mack Center in Las Vegas
 % NCAA Tournament at Honda Center in Anaheim, Calif.

Balanced as an offensive and defensive unit, BYU ranked No. 8 nationally in field-goal percentage defense, No. 14 in assists per game and No. 18 in scoring margin. The Cougars' win-loss percentage ranked 16th in the nation. In addition to leading the MWC in field-goal percentage defense, BYU also was the top MWC team in three-point percentage defense, rebounding average, defensive rebounds and assists.

"This is a championship team," Rose said. "This group has embraced the word team better than any other team I've been around. These players are all great players with great talent that sacrifice everything for the

good of the team. They all play for the good of the team, and for that I am grateful."

Breaking school and league records became the norm for the Cougars in 2007-08 as new school marks for regular-season wins, consecutive home wins (47), made three-pointers (256) and assist-to-field goal ratio (64.8) were set. BYU also established new league records for conference wins, rebounds in overall play (1,351) and rebounds in league play (618) while tying the marks for overall road wins (8) and conference road wins (6). The Cougars' +10.5 scoring margin is the fifth-highest mark in both MWC and BYU history and the highest for the Cougars since 1991-92.

While teamwork was the BYU buzzword, several individual accomplishments contributed to the Cougars' success. Junior guard Lee Cummond was named the MWC Co-Player of the Year, marking back-to-back years in which a Cougar has taken home the top league award after Keena Young was so honored in 2006-07. An all-around athlete, Cummond also received AP All-America honorable mention after leading the team with 15.8 points per game on 56.9 percent shooting from the field while adding 6.3 rebounds and 3.5 assists per contest. He also led the Cougars with 35 blocks on the year and was second on the team with 33 assists. The only MWC player to rank among the top 10 in the league in eight statistical categories,

Cummond led the Cougars in scoring 16 times, assists 12 times and rebounding eight times while posting three double-doubles among 32 games in which he scored in double figures, including 10 contests topping the 20-point mark.

The dynamic duo of Cummond and junior forward/center Trent Plaisted garnered selections to the NABC All-District 13 First Team, the USBWA All-District VIII Team and the All-MWC First Team. The pair also became the 37th and 38th members of BYU's 1,000 Point Club. Cummond has scored 1,013 career points through his junior season while Plaisted's 1,372 career points ranks 14th all-time in BYU history.

Plaisted racked up his scoring numbers by averaging 15.6 ppg on .542 shooting from the field to go along with a team-leading 7.7 rpg. His 34 blocks on the year ranked second on the team and helped him rank among the top 10 in the MWC in five statistical categories. A three-time MWC Player of the Week honoree, Plaisted led the Cougars in rebounds 16 times, scoring 10 times and assists twice while tallying eight double-doubles amid 27 double-figure scoring games, including 11 over the 20-point mark. He played his best basketball against the Cougars' best opponents, averaging 20.7 points and 12.3 rebounds in BYU's three contests against ranked teams, including a 24-point, 17-rebound highlight reel against No. 1 North Carolina in the Las Vegas Invitational Championship game. Following the season, Plaisted became the 44th NBA Draft selection in BYU history.

Sophomore guard Jonathan Tavernari also made his presence felt in the Cougar program as he earned third-team All-MWC honors and set the BYU record for three-pointers made in a season with 88, also an MWC sophomore record, while attempting a school-record 234 treys. Tavernari along with teammates Cummond



LEE CUMMOND
MWC PLAYER-OF-THE-YEAR



2007-08 TEAM STATISTICS-ALL GAMES

TEAM STATISTICS	BYU	OPP
SCORING	2580	2213
Points per game	73.7	63.2
Scoring margin	+10.5	-
FIELD GOALS-ATT	906-1970	792-2035
Field goal pct	.460	.389
3 POINT FG-ATT	285-764	183-609
3-point FG pct	.373	.300
3-pt FG made per game	8.1	5.2
FREE THROWS-ATT	483-737	446-631
Free throw pct	.655	.707
REBOUNDS	1351	1199
Rebounds per game	38.6	34.3
Rebounding margin	+4.3	-
ASSISTS	587	365
Assists per game	16.8	10.4
TURNOVERS	492	477
Turnovers per game	14.1	13.6
Turnover margin	-0.4	-
Assist/turnover ratio	1.2	0.8
STEALS	207	238
Steals per game	5.9	6.8
BLOCKS	135	72
Blocks per game	3.9	2.1
WINNING STREAK	0	-
Home win streak	16	-
ATTENDANCE	216295	182777
Home games-Avg/Game	16-13518	13-9071
Neutral site-Avg/Game	-	6-10810

SCORE BY PERIODS	1st	2nd	OT	Total
BYU Cougars	1232	1341	7	2580
Opponents	987	1220	6	2213

(60) and Sam Burgess (56) helped the 2007-08 team become the first in program history to have three players each hit at least 50 treys.

Two seniors also contributed significantly to BYU's success as point guard Ben Murdock and shooting guard Burgess each started every game in 2007-08 after starting a combined total of one game (Burgess in 2004-05) prior to this year. Murdock finished the season second in the MWC and 23rd nationally in assist/turnover ratio at 2.40 while also ranking sixth in the league in assists (3.57). Murdock led the Cougars in assists 15 times, dishing out a career-high 10 at Portland. Burgess ranked fourth on the team in scoring with 8.7 ppg to go along with 3.2 rebounds and 1.9 assists per contest. He was second for the Cougars in three-point percentage (.424) and fourth in field-goal percentage (.448) while leading the team in assists seven times, rebounds once and scoring twice amid 15 double-figure scoring games.

After losing senior Vuk Ivanovic to a season-ending injury in January, the Cougars came to rely on sophomore center Chris Miles as Plaisted's back-up in the post. Miles averaged 2.5 points and 1.5 rebounds in 8.6 min-


utes per game, showing great promise for the future in Plaisted's absence.

Several other players impressed coaches and fans off the bench as well, including true freshmen Jimmer Fredette, Chris Collinsworth and Michael Loyd, Jr. Fredette was fifth on the team in scoring with 7.0 ppg while leading the Cougars in points and assists twice and rebounds once. He posted 13 double-digit scoring games and saw more action at the point guard spot as the year progressed. Collinsworth made six starts while averaging 3.2 points and 4.8 rebounds per contest, fourth on the team. He paced BYU on the boards seven times while notching three double-digit rebounding games and one double-double on the year. The No. 2 point guard for the majority of the season, Loyd, Jr., recorded 1.2 apg and 2.0 ppg while appearing in 32 of 35 contests.

The Cougars began the year with a 74-34 rout of Long Beach State in the first of five straight wins to begin the season. The fifth victory came in spectacular fashion as the Cougars defeated No. 6 Louisville, 78-76, in the semifinals of the Las Vegas Invitational led by 29

BYU IN THE MWC AND NCAA STATISTICAL RATINGS 07-08

MWC STATS	ALL	CONF	INDIVIDUAL	TOP BYU PLAYER - ALL	TOP BYU PLAYER - CONF.
Scoring Offense	2nd	2nd	Scoring	Lee Cummond - 5th	Trent Plaisted - 16th
Scoring Defense	4th	3rd	Rebounding	Trent Plaisted - 2nd	Lee Cummond - 3rd
Scoring Margin	2nd	2nd	FG Percentage	Lee Cummond - 1st	Lee Cummond - 2nd
FT Percentage	9th	9th	Assists	Ben Murdock - 6th	Ben Murdock - 5th
FG Percentage	3rd	3rd	FT Percentage	Lee Cummond - 1st	Lee Cummond - 3rd
FG Percentage Defense	1st	1st	Steals	J. Tavernari - 9th	J. Tavernari - 5th
3FG Percentage	4th	4th	3FG Percentage	J. Tavernari - 4th	J. Tavernari - NR
3FG Percentage Defense	1st	1st	3FG Made/Game	J. Tavernari - 4th	J. Tavernari - 3rd
Rebounding Average	1st	1st	Blocked Shots	Lee Cummond - 8th	Lee Cummond - 6th
Rebounds Allowed	5th	8th	Assist/TO Ratio	Ben Murdock - 2nd	Ben Murdock - 4th
Rebounding Margin	1st	3rd	Offensive Rebounds	Trent Plaisted - 4th	Trent Plaisted - 7th
Blocked Shots	2nd	2nd	Defensive Rebounds	Trent Plaisted - 2nd	Lee Cummond - 2nd
Assists	1st	1st	MWC TEAM HIGHS	BYU RANK	TOTAL
Steals	6th	6th	Points	T1st	100 vs. Jackson State
Turnover Margin	6th	6th	3FG Percentage	1st (Conf.)	.813 vs. New Mexico
Assist/Turnover Ratio	3rd	3rd	Assists	1st (Conf.)	27 vs. TCU
Offensive Rebounds	T3rd	4th	MWC PLAYER HIGHS	BYU PLAYER RANK (ALL/CONF)	TOTAL
Defensive Rebounds	1st	1st	FG Percentage	Plaisted - T1st/1st	1.000 (9-9) at CSU
3FG Made/Game	2nd	2nd	3FG Attempts	Tavernari - T1st	16 vs. No. 1 UNC
NCAA STATS - TEAM	BYU RANK		3FG Percentage	Tavernari - T1st (Conf.)	.833 vs. New Mexico
FG Percentage Defense	11th	38.9	FT Attempts	Plaisted - 1st	16 vs. Lamar
Assists Per Game	21st	16.8	Blocks	Plaisted - T1st/T1st	5 vs. Weber State, at UNM
Win/Loss Percentage	22nd	77.1	NCAA STATS - INDIV.	BYU PLAYER RANK	TOTAL
Scoring Margin	22nd	10.5	Assist/TO Ratio	Ben Murdock - 23rd	2.40
Assist/TO Ratio	31st	1.19	FG Percentage	Lee Cummond - 30th	56.9
Rebound Margin	40th	4.3	FT Percentage	Trent Plaisted - 48th	54.2
3FG Made/Game	45th	8.1	3FG Percentage	Lee Cummond - 34th	85.7
Scoring Defense	50th	63.2	Rebounds/Game	Jonathan Tavernari - 86th	37.6
FG Percentage	74th	46.0	*Top 100	Trent Plaisted - 89th	7.7
3FG Percentage	74th	37.3			



TRENT PLAISTED

2008 ALL-MWC FIRST TEAM



points from Tavernari. The next night, BYU battled No. 1 North Carolina through six second-half lead changes before finally surrendering, 73-63. The Cougars won five of their next six games with the only setback coming against No. 9 Michigan State, 68-61, after holding a double-digit halftime lead.

A 2-3 stretch after the first of the year, including a loss at ACC-power Wake Forest, left BYU with a 12-5 record overall and a 1-1 mark in MWC play heading into the rivalry game at Utah. For the second straight year, the Cougars prevailed in Salt Lake City, pulling out a hard-fought 55-52 win. The victory proved to

be a rallying cry for BYU as the Cougars ran off nine straight wins to dominate the conference scene, avenging an earlier loss to UNLV with a crushing 74-48 triumph. A 69-65 setback at San Diego State was the only blemish during a stretch that saw BYU win 15 of 16 games, including a thrilling 70-69 overtime win at New Mexico, to record the program's second-straight MWC regular-season title and advance to the MWC Tournament Championship game. Playing on UNLV's home floor, the Cougars fell to the Rebels for the tourney title but received an at-large invitation to the NCAA Tournament for the second straight year, the program's 23rd NCAA berth. However, BYU could not prolong its season, falling 67-62 to Big 12 powerhouse Texas A&M in the first round.

2007-08 BYU HONORS**SAM BURGESS**

Academic All-MWC
Team Captain
Best Conditioned Perimeter Player (team award)
Most Inspirational Player (team award)
Senior Award (team award)

CHRIS COLLINSWORTH

Academic All-MWC
Coaches Award (team award)

LEE CUMMARD

AP All-America Honorable Mention
NABC All-District 13
USBWA All-District VIII
MWC Co-Player of the Year
All-MWC First Team
MWC All-Tournament
Two-time MWC Player of the Week
Team Captain
Most Outstanding Player (team award)
Led BYU and the MWC and was 30th nationally, field-goal percentage (.569)
Led BYU and the MWC and was 57th nationally, free-throw percentage (.857)
Led BYU and fifth in the MWC, scoring (15.8)
Led BYU and eighth in the MWC, blocks (1.00)
38th member of BYU's elite 1,000 Point Club

JIMMER FREDETTE

Sixth Man Award (team award)

VUK IVANOVIC

Academic All-MWC
Senior Award (team award)

NICK MARTINEAU

Academic All-MWC
MWC Scholar Athlete
Academic Excellence (team award)

BEN MURDOCK

Academic All-MWC
Most Improved (team award)
Senior Award (team award)
Led BYU, second in the MWC and 11th nationally, assist/turnover ratio (2.69)
Led BYU and sixth in the MWC, assists (3.57)

TRENT PLAISTED

NABC All-District 13
USBWA All-District VIII
All-MWC First Team
NBA Draft Selection
Rivals.com Mid-Major Player of the Week (12/5/07)
Three-time MWC Player of the Week
Las Vegas Invitational All-Tournament Team
Team Captain
Most Outstanding Player (team award)
Best Conditioned Post Player (team award)
No. 14 all-time at BYU, career scoring (1,372)
Led BYU, second in the MWC and 57th nationally, rebounding (7.7)
Led BYU and second in the MWC, defensive rebounds (5.54)

Led BYU and fourth in the MWC, offensive rebounds (2.14)
Second for BYU and 51st nationally, field-goal percentage (.542)
37th member of BYU's elite 1,000 Point Club

JONATHAN TAVERNARI


All-MWC Third Team
Las Vegas Invitational All-Tournament Team
Cougar Club Y Award, Male Crowd Pleaser
Competitive Spirit Award (team award)
Set BYU record, three-pointers/season (88)
Set BYU record, three-point attempts/season (234)
Set BYU record, three-point attempts/game (16)
Tied No. 2 all-time at BYU, consecutive games with a three-pointer (16)
Tied No. 9 all-time at BYU, free-throw percentage/season (.867)
Set MWC sophomore record, three-pointer/season (88)
Led BYU and fourth in the MWC, three-pointers/game (2.51)
Led BYU and ninth in the MWC, steals (1.37)
Fourth in the MWC and 87th nationally, three-point percentage (.376)

HEAD COACH DAVE ROSE

NABC Game Pillar Award for Service
Cougar Club Y Award, Dale Rex Memorial Award

TEAM

First back-to-back national rankings since 1980-81 and 1981-82
23rd NCAA Tournament appearance
First two-time outright MWC Champion in league history
First back-to-back MWC Champion in league history
First back-to-back league titles since 1978-79 and 1979-80
Won Deseret First Duel Rivalry Series
Tied No. 18 nationally all-time, three-point percentage/game (.813)
Set BYU record, regular-season wins (25)
Set BYU record, home win streak (47)
Set BYU record, three-pointers made (285)
Set BYU record, assist-to-field goal ratio (.648)
Set BYU record, defensive rebounds (986)
Set BYU record, three-point percentage/game (.813)
No. 2 all-time at BYU, number of games (35)
No. 5 all-time at BYU, scoring margin (+10.5)
Set Marriott Center record, three-point percentage/game (.813)
Set MWC record, league wins (14)
Set MWC record, rebounds in overall play (1,351)
Set MWC record, rebounds in league play (618)
Tied MWC record, overall road wins (8)
Tied MWC record, conference road wins (6)
No. 2 all-time in MWC, assists (587)
No. 3 all-time in MWC, assists in league play (259)
No. 4 all-time in MWC, three-pointers in league play (124)
No. 5 all-time in MWC, scoring margin (+10.5)
No. 8 nationally, scoring defense (63.2)
No. 14 nationally, assists per game (16.8)
No. 16 nationally, win/loss percentage (.771)
No. 18 nationally, scoring margin (+10.5)
Led MWC, field-goal percentage defense (.389)
Led MWC, three-point percentage defense (.300)
Led MWC, rebounding average (38.6)
Led MWC, rebounding margin (+4.3)
Led MWC, defensive rebounds (28.2)
Led MWC, assists per game (16.8)
Recorded BYU's highest scoring margin since 1991-92 (+10.5)

**BYU DEFEATS NO. 6 LOUISVILLE****BYU CLAIMS ITS SECOND CONSECUTIVE CONFERENCE TITLE**



2007-08 BYU/OPPONENT GAME-BY-GAME STATS

OPPONENT	1ST	2ND	SCORE	MAR	TOTAL FG	FG PCT	3-POINTERS	3FG PCT	FREE THROWS	FT PCT	REBOUNDS	MAR	ASSIST	TO	BLOCK	STEAL	FOULS
at Long Beach State	36/12	38/22	74-34	+40	27-62/13-68	.435/.191	7-20/2-22	.350/.091	13-19/6-9	.684/.667	55/40	+15	19/6	18/15	1/3	6/5	16/18
Idaho State	44/25	46/44	90-69	+21	31-59/23-53	.525/.434	12-25/5-14	.480/.357	16-22/18-23	.727/.783	33/31	+2	24/9	13/17	1/1	8/6	22/22
Jackson State	41/29	59/32	100-61	+39	36-65/23-69	.554/.333	6-15/7-21	.400/.333	22-28/8-16	.786/.500	49/34	+15	25/13	13/18	7/0	14/6	21/20
Hartford	46/22	51/51	97-73	+24	29-48/26-58	.604/.448	13-22/11-25	.591/.440	26-32/10-18	.813/.556	38/19	+19	19/12	19/16	0/0	7/11	17/23
vs No. 6 Louisville	41/37	37/39	78-76	+2	28-63/28-55	.444/.509	7-22/5-17	.318/.294	15-20/15-24	.750/.625	37/39	(2)	12/6	10/16	1/0	4/4	20/20
vs No. 1 N. Carolina	31/38	32/35	63-73	(10)	25-62/24-59	.403/.407	7-23/2-11	.304/.182	6-9/23-30	.667/.767	43/39	+4	6/6	21/10	2/3	4/9	24/13
at Portland	35/21	43/33	78-54	+24	30-57/21-58	.526/.362	9-22/7-21	.409/.333	9-16/5-8	.563/.625	41/27	+14	23/15	14/14	3/1	7/5	15/16
Weber State	42/21	30/36	72-57	+15	24-57/20-60	.421/.333	7-24/5-16	.292/.313	17-25/12-16	.680/.750	43/37	+6	17/9	13/15	8/1	8/6	20/24
vs No. 9 Michigan St.	35/25	26/43	61-68	(7)	21-47/26-58	.447/.448	9-24/3-14	.375/.214	10-16/13-16	.625/.813	29/37	(8)	13/10	15/12	4/2	1/7	17/17
Lamar	42/30	46/36	88-66	+22	30-67/24-63	.448/.381	11-28/5-18	.393/.278	17-30/13-20	.567/.650	50/34	+16	23/11	14/14	4/4	4/9	20/24
Pepperdine	40/33	46/34	86-67	+19	37-65/22-70	.569/.314	7-23/5-14	.304/.357	5-12/18-23	.417/.783	46/37	+9	24/8	29/24	9/1	9/14	16/17
Southern Utah	31/21	39/34	70-55	+15	26-47/21-56	.553/.375	5-15/4-15	.333/.267	13-22/9-16	.591/.563	34/33	+1	18/14	22/24	9/0	10/11	19/18
at Boise State	38/27	32/46	70-73	(3)	23-57/26-57	.404/.456	8-27/7-24	.296/.292	16-21/14-21	.762/.667	34/36	(2)	14/19	14/14	6/2	4/4	19/15
Loyola Marymount	35/26	56/36	91-62	+29	29-68/21-56	.426/.375	12-33/6-19	.364/.316	21-28/14-19	.750/.737	46/33	+13	21/12	11/19	2/1	9/4	18/22
at Wake Forest	32/49	30/30	62-79	(17)	23-64/30-58	.359/.517	10-31/5-14	.323/.357	6-12/14-16	.500/.875	38/35	+3	13/12	22/17	1/6	5/11	18/15
Colorado State	38/27	54/46	92-73	+19	33-67/23-58	.493/.397	10-26/9-21	.385/.429	16-31/18-21	.516/.857	46/32	+14	23/12	11/14	3/2	3/5	17/29
at UNLV	21/39	20/31	41-70	(29)	15-45/23-57	.333/.404	3-21/10-25	.143/.400	8-20/14-21	.400/.667	35/38	(3)	5/16	19/8	2/3	3/9	20/19
at Utah	26/23	29/29	55-52	+3	20-60/22-57	.333/.386	3-17/3-14	.176/.214	12-15/5-8	.800/.625	42/36	+6	8/7	10/10	3/4	5/4	14/16
San Diego State	27/28	32/28	59-56	+3	21-61/21-57	.344/.368	5-21/4-17	.238/.235	12-22/10-11	.545/.909	41/41	-	14/6	11/14	3/4	6/5	13/20
New Mexico	44/24	39/42	83-66	+17	27-53/22-64	.509/.344	13-16/6-18	.813/.333	16-29/16-21	.552/.762	42/34	+8	25/7	13/6	4/2	3/9	19/21
at Air Force	29/24	40/29	69-53	+16	26-52/16-41	.500/.390	10-27/5-15	.370/.333	7-10/16-24	.700/.667	34/23	+11	17/8	10/10	1/1	4/8	18/14
at Wyoming	37/35	36/28	73-63	+10	24-60/25-60	.400/.417	8-23/0-15	.348/.000	17-22/13-19	.773/.684	41/36	+5	16/15	13/14	1/5	2/7	21/19
TCU	43/35	40/37	83-72	+11	33-55/29-66	.600/.439	8-21/8-21	.381/.381	9-11/6-9	.818/.667	28/34	(6)	27/14	14/15	5/0	7/9	9/12
at Colorado State	34/31	45/34	79-65	+14	30-55/22-54	.545/.407	8-23/6-16	.348/.375	11-19/15-17	.579/.882	38/26	+12	16/12	10/10	4/0	5/6	15/23
UNLV	39/23	35/25	74-48	+26	26-57/18-62	.456/.290	5-13/3-8	.385/.375	16-27/9-14	.654/.643	46/38	+8	15/10	14/15	8/1	10/8	17/22
Utah	33/26	34/33	67-59	+8	19-48/22-59	.396/.373	7-15/6-20	.467/.300	22-32/9-10	.688/.900	38/34	+4	11/10	13/13	4/5	8/5	13/25
at San Diego State	29/29	36/40	65-69	(4)	26-58/25-54	.448/.463	10-23/2-12	.435/.167	3-6/17-30	.500/.567	35/35	-	12/8	14/10	2/5	5/7	26/16
at New Mexico (OT)	29/33	34/30	70-69	+1	22-56/26-71	.393/.366	7-23/3-21	.304/.143	19-28/14-22	.679/.636	40/42	(2)	15/12	14/7	5/3	3/4	22/24
Air Force	32/24	44/33	76-57	+19	26-53/17-54	.491/.315	11-20/1-12	.550/.083	13-18/22-28	.722/.786	38/35	+3	21/7	14/11	6/3	5/7	20/15
Wyoming	38/27	40/34	78-61	+17	25-56/22-50	.446/.440	9-21/4-14	.429/.286	19-30/13-18	.633/.722	34/36	(2)	19/9	7/17	4/3	14/4	14/19
at TCU	32/22	29/32	61-54	+7	19-54/18-62	.352/.290	7-25/7-23	.280/.304	16-24/11-14	.667/.786	40/45	(5)	15/7	11/14	7/3	6/9	17/22
vs Colorado State	40/34	49/28	89-62	+27	30-46/23-57	.652/.404	12-20/7-19	.600/.368	17-28/9-10	.607/.900	32/24	+8	23/9	13/13	7/0	6/4	14/21
vs San Diego State	26/25	37/29	63-54	+9	21-47/22-53	.447/.415	5-15/3-17	.333/.176	16-21/7-14	.762/.500	35/26	+9	13/10	14/11	6/2	3/8	10/20
at UNLV	37/33	24/43	61-76	(15)	20-45/23-55	.444/.418	7-18/9-20	.389/.450	14-19/21-28	.737/.750	25/36	(11)	8/6	12/7	1/1	3/6	22/18
vs Texas A&M	29/29	33/38	62-67	(5)	24-54/25-46	.444/.543	7-22/8-16	.318/.500	7-14/9-17	.500/.529	25/37	(12)	13/18	7/13	1/0	6/2	15/15

*NOTE: Game totals are displayed in the format BYU/OPPONENT for each category






2007-08 INDIVIDUAL GAME-BY-GAME (POINTS-REBOUNDS-ASSISTS)

OPPONENT	DATE	SCORE	W/L	1 LOYD	5 ROSE	10 IVANOVIC	14 MARTINEAU	20 BURGESS	24 MURDOCK	30 CUMMARD	32 FREDETTE
at Long Beach State	11/10/07	74-34	W	0-3-0	0-0-2	8-5-1	2-2-0	3-4-3	8-5-5	15-9-2	9-1-3
IDAHO STATE	11/14/07	90-69	W	0-0-0	0-0-1	7-3-1	3-0-3	18-4-5	5-0-5	13-10-4	10-0-1
JACKSON STATE	11/16/07	100-61	W	15-4-3	DNP	10-2-0	2-2-2	7-5-1	2-3-8	14-4-3	7-2-4
HARTFORD	11/20/07	97-73	W	0-1-2	2-2-1	1-0-0	0-0-0	13-5-2	3-1-3	20-6-3	19-0-2
vs No. 6 Louisville	11/23/07	78-76	W	0-0-3	DNP	6-3-1	DNP	4-3-1	7-3-5	9-2-0	0-0-0
vs No. 1 North Carolina	11/24/07	63-73	L	0-0-0	0-0-0	0-0-0	DNP	9-4-1	2-0-1	10-8-1	0-0-0
at Portland	12/01/07	78-54	W	DNP	1-0-0	5-5-1	0-1-1	8-2-2	4-4-10	18-4-6	11-2-1
WEBER STATE	12/05/07	72-57	W	3-0-3	2-1-0	1-4-0	0-0-0	16-2-1	2-2-4	14-6-3	0-2-2
vs No. 9 Michigan State	12/08/07	61-68	L	0-0-0	DNP	0-0-0	DNP	12-3-4	8-2-3	9-2-2	3-0-1
LAMAR	12/12/07	88-66	W	5-0-2	1-2-0	2-9-0	0-1-1	6-1-2	0-3-2	27-10-8	7-0-2
PEPPERDINE	12/15/07	86-67	W	8-2-3	2-0-0	2-2-0	0-0-0	7-2-5	7-2-4	21-6-5	5-0-0
SOUTHERN UTAH	12/21/07	70-55	W	3-1-1	3-0-0	2-0-0	0-0-2	10-5-1	6-2-3	12-7-8	2-0-0
at BOISE STATE	12/29/07	70-73	L	0-1-1	0-0-1	0-1-2	0-0-0	11-2-3	4-2-2	26-6-2	11-1-0
LOYOLA MARYMOUNT	01/03/08	91-62	W	4-0-0	2-3-0	5-2-0	6-1-4	9-3-2	6-3-3	18-6-3	7-1-2
at Wake Forest	01/08/08	62-79	L	3-0-0	0-0-0	0-0-0	0-0-1	3-3-0	6-3-4	15-5-2	15-0-0
COLORADO STATE	01/12/08	92-73	W	0-0-1	0-0-0	DNP	0-0-0	9-3-1	6-2-6	10-9-7	3-0-4
at UNLV	01/15/08	41-70	L	0-0-1	2-1-0	DNP	0-0-0	2-4-2	6-1-2	11-5-0	3-0-0
at Utah	01/19/08	55-52	W	0-1-1	DNP	DNP	DNP	12-4-0	2-0-4	19-9-1	8-4-0
SAN DIEGO STATE	01/23/08	59-56	W	0-1-0	DNP	DNP	DNP	4-4-4	5-5-3	12-6-2	11-1-0
NEW MEXICO	01/26/08	83-66	W	1-2-2	0-3-1	DNP	0-1-0	15-2-1	0-1-5	20-5-5	6-1-6
at Air Force	01/30/08	69-53	W	0-1-1	DNP	DNP	DNP	3-2-3	2-1-2	21-7-5	10-0-2
at Wyoming	02/02/08	73-63	W	0-0-1	0-0-0	DNP	DNP	10-2-0	4-6-5	25-8-2	3-0-4
TCU	02/06/08	83-72	W	2-1-1	DNP	DNP	DNP	7-4-2	2-1-5	4-7-6	10-0-5
at Colorado State	02/13/08	79-65	W	0-0-0	DNP	DNP	0-0-0	10-2-2	13-3-6	22-8-5	0-0-1
UNLV	02/16/08	74-48	W	0-1-2	0-2-0	DNP	0-0-0	7-3-1	1-4-1	18-3-1	9-3-4
UTAH	02/20/08	67-59	W	0-0-0	DNP	DNP	DNP	0-8-0	5-3-4	14-11-2	14-3-0
at SAN DIEGO STATE	02/23/08	65-69	L	4-2-2	DNP	DNP	DNP	11-5-4	2-2-0	20-5-4	3-1-0
at New Mexico (OT)	02/26/08	70-69	WOT	0-0-0	DNP	DNP	DNP	12-8-2	3-2-3	14-7-4	7-1-2
AIR FORCE	03/01/08	76-57	W	6-3-3	0-1-1	DNP	0-0-0	9-5-2	3-2-4	10-8-3	10-3-1
WYOMING	03/05/08	78-61	W	2-0-1	DNP	DNP	0-0-0	13-3-2	3-2-2	12-7-5	5-2-4
at TCU	03/08/08	61-54	W	3-4-3	DNP	DNP	DNP	13-3-2	3-3-5	16-8-2	0-1-1
vs Colorado State	03/13/08	89-62	W	5-0-0	2-0-0	DNP	0-0-0	13-6-4	4-4-2	18-4-7	9-1-3
vs San Diego State	03/14/08	63-54	W	DNP	DNP	DNP	DNP	4-4-2	2-3-3	20-7-3	0-1-2
at UNLV	03/15/08	61-76	L	0-0-0	0-0-0	DNP	DNP	9-2-0	0-2-1	11-4-4	17-1-1
vs Texas A&M	03/20/08	62-67	L	DNP	DNP	DNP	DNP	6-2-1	0-1-0	14-3-3	10-5-3

OPPONENT	DATE	SCORE	W/L	41 COLLINSWORTH	44 PLAISTED	45 TAVERNARI	54 MILES
at Long Beach State	11/10/07	74-34	W	9-6-0	12-1-2	6-9-1	2-3-0
IDAHO STATE	11/14/07	90-69	W	0-1-2	17-8-1	17-4-1	0-0-0
JACKSON STATE	11/16/07	100-61	W	1-10-1	21-7-2	13-4-1	8-3-0
HARTFORD	11/20/07	97-73	W	3-3-1	16-7-5	16-8-0	4-0-0
vs No. 6 Louisville	11/23/07	78-76	W	2-5-0	21-12-1	29-7-1	DNP
vs No. 1 North Carolina	11/24/07	63-73	L	0-4-0	24-17-2	18-4-0	0-1-1
at Portland	12/01/07	78-54	W	1-5-0	16-8-2	13-3-0	1-5-0
WEBER STATE	12/05/07	72-57	W	4-7-0	14-15-2	14-3-2	2-1-0
vs No. 9 Michigan State	12/08/07	61-68	L	4-3-0	17-8-2	8-4-0	0-0-1
LAMAR	12/12/07	88-66	W	5-6-0	22-7-5	11-8-1	2-1-0
PEPPERDINE	12/15/07	86-67	W	6-4-2	18-18-2	10-4-2	0-0-1
SOUTHERN UTAH	12/21/07	70-55	W	0-1-0	11-9-1	19-6-2	2-0-0
at BOISE STATE	12/29/07	70-73	L	2-4-0	12-9-2	4-6-1	0-1-0
LOYOLA MARYMOUNT	01/03/08	91-62	W	3-4-1	12-7-2	17-8-2	2-4-2
at Wake Forest	01/08/08	62-79	L	0-4-0	8-10-1	9-8-1	3-1-4
COLORADO STATE	01/12/08	92-73	W	9-9-0	25-5-2	25-6-1	5-6-1
at UNLV	01/15/08	41-70	L	0-11-0	5-6-0	3-3-0	9-1-0
at Utah	01/19/08	55-52	W	6-8-0	6-4-2	0-5-0	2-3-0
SAN DIEGO STATE	01/23/08	59-56	W	0-4-0	17-11-1	10-3-1	0-0-3
NEW MEXICO	01/26/08	83-66	W	4-4-0	13-13-3	19-4-1	5-3-1
at Air Force	01/30/08	69-53	W	2-3-0	9-10-0	22-4-4	0-3-0
at Wyoming	02/02/08	73-63	W	2-0-0	17-10-2	10-10-2	2-1-0
TCU	02/06/08	83-72	W	7-7-0	27-4-1	20-2-5	4-0-2
at Colorado State	02/13/08	79-65	W	3-4-0	21-5-0	10-10-1	0-1-1
UNLV	02/16/08	74-48	W	5-9-0	22-7-2	6-7-4	6-2-0
UTAH	02/20/08	67-59	W	0-1-1	9-3-1	20-4-3	5-2-0
at SAN DIEGO STATE	02/23/08	65-69	L	3-6-0	6-3-0	12-6-2	4-0-0
at New Mexico (OT)	02/26/08	70-69	WOT	5-5-1	23-6-0	5-3-2	1-1-1
AIR FORCE	03/01/08	76-57	W	2-7-2	20-3-1	12-3-3	4-2-1
WYOMING	03/05/08	78-61	W	2-1-2	23-11-1	18-5-2	0-0-0
at TCU	03/08/08	61-54	W	0-5-0	9-6-0	17-4-2	0-4-0
vs Colorado State	03/13/08	89-62	W	12-10-3	11-2-3	12-3-1	3-2-0
vs San Diego State	03/14/08	63-54	W	3-2-0	19-3-1	9-10-1	6-1-1
at UNLV	03/15/08	61-76	L	5-2-0	9-9-0	10-3-2	0-0-0
vs Texas A&M	03/20/08	62-67	L	2-4-3	13-5-2	15-3-1	2-0-0





INDIVIDUAL STATS-ALL GAMES



RECORD:	OVERALL	HOME	AWAY	NEUTRAL
ALL GAMES	27-8	16-0	8-5	3-3
CONFERENCE	14-2	8-0	6-2	0-0
NON-CONFERENCE	13-6	8-0	2-3	3-3

##	Player	GP	GS	TOTAL			3-PTS			REBOUNDS			PF	FO	A	TO	Blk	Stl	Pts	Avg						
				Min	Avg	FG	FGA	Pct	3FG	FGA	Pct	FT									FTA	Pct	Off	Def	Tot	Avg
30	CUMMARD, Lee	35	35	1101	31.5	198	348	.569	60	127	.472	96	112	.857	69	153	222	6.3	93	6	123	79	35	33	552	15.8
44	PLAISTED, Trent	35	35	958	27.4	202	373	.542	0	0	.000	141	260	.542	75	194	269	7.7	82	1	54	84	34	15	545	15.6
45	TAVERNARI, Jonathan	35	29	966	27.6	166	420	.395	88	234	.376	39	45	.867	34	150	184	5.3	70	1	53	59	16	48	459	13.1
20	BURGESS, Sam	35	35	970	27.7	95	212	.448	56	132	.424	59	71	.831	19	105	124	3.5	90	2	68	52	9	29	305	8.7
32	FREDETTE, Jimmer	35	0	647	18.5	83	204	.407	43	128	.336	35	41	.854	8	29	37	1.1	44	0	61	41	3	27	244	7.0
24	MURDOCK, Ben	35	35	950	27.1	39	117	.333	22	76	.289	36	50	.720	6	77	83	2.4	63	1	125	52	3	19	136	3.9
10	IVANOVIC, Vuk	15	0	115	7.7	16	28	.571	0	0	.000	17	26	.654	16	20	36	2.4	20	0	6	15	5	3	49	3.3
41	COLLINSWORTH, C.	35	6	557	15.9	42	112	.375	6	33	.182	22	51	.431	47	122	169	4.8	53	0	19	32	14	9	112	3.2
54	MILES, Chris	34	0	291	8.6	31	72	.431	0	0	.000	22	51	.431	20	32	52	1.5	58	1	20	24	13	9	84	2.5
01	LOYD, JR., Michael	32	0	282	8.8	23	53	.434	8	21	.381	10	15	.667	5	23	28	0.9	17	0	37	33	2	9	64	2.0
05	ROSE, Archie	20	0	73	3.7	7	17	.412	1	8	.125	2	9	.222	3	12	15	0.8	15	0	7	12	1	3	17	0.9
14	MARTINEAU, Nick	20	0	115	5.8	4	14	.286	1	5	.200	4	6	.667	2	6	8	0.4	13	0	14	9	0	3	13	0.7
TM	Team														61	63	124	3.5	0			0				
	Total	35			906	1970	.460	285	764	.373	483	737	.655	365	986	1351	38.6	618	12	587	492	135	207	2580	73.7	
	Opponents	35			792	2035	.389	183	609	.300	446	631	.707	362	837	1199	34.3	674	-	365	477	72	238	2213	63.2	

INDIVIDUAL STATS-MWC GAMES

RECORD:	OVERALL	HOME	AWAY	NEUTRAL
CONFERENCE	14-2	8-0	6-2	0-0

##	Player	GP	GS	TOTAL			3-PTS			REBOUNDS			PF	FO	A	TO	Blk	Stl	Pts	Avg						
				Min	Avg	FG	FGA	Pct	3FG	FGA	Pct	FT									FTA	Pct	Off	Def	Tot	Avg
44	PLAISTED, Trent	16	16	438	27.4	93	177	.525	0	0	.000	66	128	.516	33	74	107	6.7	37	0	16	32	16	10	252	15.8
30	CUMMARD, Lee	16	16	525	32.8	86	157	.548	28	58	.483	48	59	.814	32	81	113	7.1	40	2	54	36	17	12	248	15.5
45	TAVERNARI, Jonathan	16	15	454	28.4	74	184	.402	39	99	.394	22	24	.917	13	66	79	4.9	34	1	33	21	7	25	209	13.1
20	BURGESS, Sam	16	16	455	28.4	41	101	.406	25	67	.373	30	35	.857	6	56	62	3.9	48	1	28	21	6	12	137	8.6
32	FREDETTE, Jimmer	16	0	301	18.8	35	88	.398	19	52	.365	13	15	.867	3	17	20	1.3	24	0	34	21	3	6	102	6.4
24	MURDOCK, Ben	16	16	450	28.1	16	56	.286	8	33	.242	20	27	.741	4	34	38	2.4	19	0	57	21	1	10	60	3.8
41	COLLINSWORTH, C.	16	1	242	15.1	20	57	.351	3	15	.200	7	20	.350	23	61	84	5.3	19	0	6	9	5	4	50	3.1
54	MILES, Chris	16	0	167	10.4	19	42	.452	0	0	.000	9	24	.375	12	17	29	1.8	32	1	10	12	5	4	47	2.9
01	LOYD, JR., Michael	16	0	143	8.9	7	19	.368	2	6	.333	2	4	.500	3	13	16	1.0	13	0	19	16	1	4	18	1.1
05	ROSE, Archie	6	0	26	4.3	1	5	.200	0	3	.000	0	5	.000	1	6	7	1.2	7	0	2	6	1	0	2	0.3
14	MARTINEAU, Nick	7	0	24	3.4	0	4	.000	0	2	.000	0	2	.000	0	1	1	0.1	2	0	0	3	0	2	0	0.0
TM	TEAM														25	37	62	3.9	0			0				
	Total	16			392	890	.440	124	335	.370	217	343	.633	155	463	618	38.6	275	5	259	198	62	89	1125	70.3	
	Opponents	16			351	926	.379	77	272	.283	208	287	.725	155	410	565	35.3	316	-	160	188	44	106	987	61.7	





INDIVIDUAL STATS-HOME GAMES


RECORD:	OVERALL	HOME	AWAY	NEUTRAL
ALL GAMES	16-0	16-0	0-0	0-0
CONFERENCE	8-0	8-0	0-0	0-0
NON-CONFERENCE	8-0	8-0	0-0	0-0

##	Player	GP	GS	Min	TOTAL			3-PTS			REBOUNDS			PF	FO	A	TO	Blk	Stl	Pts	Avg								
					FG	FGA	Pct	3FG	FGA	Pct	FT	FTA	Pct									Off	Def	Tot	Avg				
44	PLAISTED, Trent	16	16	439	27.4	104	181	.575	0	0	.000	79	138	.572	35	100	135	8.4	36	1	32	36	18	12	287	17.9			
45	TAVERNARI, Jonathan	16	11	401	25.1	91	192	.474	44	95	.463	21	24	.875	15	64	79	4.9	30	0	31	29	11	24	247	15.4			
30	CUMMARD, Lee	16	16	488	30.5	82	141	.582	27	50	.540	48	58	.828	37	74	111	6.9	33	0	68	30	22	23	239	14.9			
20	BURGESS, Sam	16	16	407	25.4	47	103	.456	28	64	.438	28	33	.848	6	53	59	3.7	45	0	32	27	5	15	150	9.4			
32	FREDETTE, Jimmer	16	0	303	18.9	40	92	.435	20	52	.385	25	28	.893	2	16	18	1.1	16	0	37	19	3	20	125	7.8			
10	IVANOVIC, Vuk	8	0	70	8.8	9	17	.529	0	0	.000	12	19	.632	9	13	22	2.8	14	0	1	9	3	2	30	3.8			
24	MURDOCK, Ben	16	16	428	26.8	16	46	.348	12	32	.375	12	17	.706	2	34	36	2.3	22	0	62	17	1	11	56	3.5			
41	COLLINSWORTH, C.	16	5	257	16.1	20	56	.357	2	15	.133	9	30	.300	24	54	78	4.9	23	0	12	15	7	3	51	3.2			
54	MILES, Chris	16	0	124	7.8	18	35	.514	0	0	.000	13	27	.481	11	13	24	1.5	28	0	11	16	5	5	49	3.1			
01	LOYD, JR., Michael	16	0	160	10.0	17	37	.459	6	17	.353	9	11	.818	3	13	16	1.0	8	0	24	22	1	7	49	3.1			
05	ROSE, Archie	11	0	49	4.5	5	15	.333	1	8	.125	1	7	.143	2	12	14	1.3	12	0	4	8	1	0	12	1.1			
14	MARTINEAU, Nick	13	0	74	5.7	3	11	.273	1	5	.200	4	6	.667	2	3	5	0.4	8	0	12	3	0	3	11	0.8			
TM TEAM														24	31	55	3.4	0											
Total		16			452	926	488	.417	261	398	.656	172	480	652	40.8	275	1	326	231	77	125	1306	81.6						
Opponents		16			354	955	.371	89	273	.326	205	283	.724	163	379	542	33.9	333	-	163	252	28	119	1002	62.6				

INDIVIDUAL STATS-AWAY/NEUTRAL GAMES

RECORD:	OVERALL	HOME	AWAY	NEUTRAL
ALL GAMES	11-8	0-0	8-5	3-3
CONFERENCE	6-2	0-0	6-2	0-0
NON-CONFERENCE	5-6	0-0	2-3	3-3

##	Player	GP	GS	Min	TOTAL			3-PTS			REBOUNDS			PF	FO	A	TO	Blk	Stl	Pts	Avg								
					FG	FGA	Pct	3FG	FGA	Pct	FT	FTA	Pct									Off	Def	Tot	Avg				
30	CUMMARD, Lee	19	19	613	32.3	116	207	.560	33	77	.429	48	54	.889	32	79	111	5.8	60	6	55	49	13	10	313	16.5			
44	PLAISTED, Trent	19	19	519	27.3	98	192	.510	0	0	.000	62	122	.508	40	94	134	7.1	46	0	22	48	16	3	258	13.6			
45	TAVERNARI, Jonathan	19	18	565	29.7	75	228	.329	44	139	.317	18	21	.857	19	86	105	5.5	40	1	22	30	5	24	212	11.2			
20	BURGESS, Sam	19	19	563	29.6	48	109	.440	28	68	.412	31	38	.816	13	52	65	3.4	45	2	36	25	4	14	155	8.2			
32	FREDETTE, Jimmer	19	0	344	18.1	43	112	.384	23	76	.303	10	13	.769	6	13	19	1.0	28	0	24	22	0	7	119	6.3			
24	MURDOCK, Ben	19	19	522	27.5	23	71	.324	10	44	.227	24	33	.727	4	43	47	2.5	41	1	63	35	2	8	80	4.2			
41	COLLINSWORTH, C.	19	1	300	15.8	22	56	.393	4	18	.222	13	21	.619	23	68	91	4.8	30	0	7	17	7	6	61	3.2			
10	IVANOVIC, Vuk	7	0	45	6.4	7	11	.636	0	0	.000	5	7	.714	7	7	14	2.0	6	0	5	6	2	1	19	2.7			
54	MILES, Chris	18	0	167	9.3	13	37	.351	0	0	.000	9	24	.375	9	19	28	1.6	30	1	9	8	8	4	35	1.9			
01	LOYD, JR., Michael	16	0	122	7.6	6	16	.375	2	4	.500	1	4	.250	2	10	12	0.8	9	0	13	11	1	2	15	0.9			
05	ROSE, Archie	9	0	24	2.7	2	2	1.000	0	0	.000	1	2	.500	1	0	1	0.1	3	0	3	4	0	3	5	0.6			
14	MARTINEAU, Nick	7	0	41	5.9	1	3	.333	0	0	.000	0	0	.000	0	3	3	0.4	5	0	2	6	0	0	2	0.3			
TM Team																													
Total		19			454	1044	435	.338	222	339	.655	193	506	699	36.8	343	11	261	261	58	82	1274	67.1						
Opponents		19			438	1080	.406	94	336	.280	241	348	.693	199	458	657	34.6	341	-	202	225	44	119	1211	63.7				





INDIVIDUAL STATS-WINS



RECORD:	OVERALL	HOME	AWAY	NEUTRAL
ALL GAMES	27-0	16-0	8-0	3-0
CONFERENCE	14-0	8-0	6-0	0-0
NON-CONFERENCE	13-0	8-0	2-0	3-0

##	Player	GPGS	Min	TOTAL			3-PTS			REBOUNDS							PF	FO	A	TO	Blk	Stl	Pts	Avg		
				FG	FGA	Pct	3FG	FGA	Pct	FT	FTA	Pct	Off	Def	Tot	Avg										
44	PLAISTED, Trent	27	27	729	27.0	166	291	.570	0	0	.000	119	208	.572	57	145	202	7.5	64	1	45	67	31	15	451	16.7
30	CUMMARD, Lee	27	27	854	31.6	153	268	.571	49	100	.490	81	96	.844	56	128	184	6.8	59	2	105	55	31	30	436	16.1
45	TAVERNARI, Jonathan	27	22	726	26.9	138	320	.431	70	169	.414	34	39	.872	25	122	147	5.4	55	1	46	42	13	38	380	14.1
20	BURGESS, Sam	27	27	737	27.3	74	174	.425	43	107	.402	51	60	.850	12	87	99	3.7	67	0	53	39	8	24	242	9.0
32	FREDETTE, Jimmer	27	0	495	18.3	61	153	.399	31	92	.337	29	34	.853	6	23	29	1.1	33	0	56	32	3	22	182	6.7
10	IVANOVIC, Vuk	11	0	99	9.0	16	28	.571	0	0	.000	17	26	.654	16	19	35	3.2	16	0	4	12	4	3	49	4.5
24	MURDOCK, Ben	27	27	740	27.4	31	85	.365	18	53	.340	28	42	.667	4	66	70	2.6	40	0	112	32	2	16	108	4.0
41	COLLINSWORTH, C.	27	5	426	15.8	36	88	.409	4	22	.182	20	47	.426	39	92	131	4.9	42	0	16	23	11	6	96	3.6
54	MILES, Chris	26	0	220	8.5	24	57	.421	0	0	.000	18	38	.474	18	30	48	1.8	45	1	14	19	10	8	66	2.5
01	LOYD, JR., Michael	25	0	236	9.4	20	45	.444	7	19	.368	10	15	.667	4	21	25	1.0	12	0	33	29	2	9	57	2.3
05	ROSE, Archie	15	0	63	4.2	6	16	.375	1	8	.125	2	9	.222	2	12	14	0.9	13	0	6	11	1	2	15	1.0
14	MARTINEAU, Nick	17	0	100	5.9	4	13	.308	1	5	.200	4	6	.667	2	6	8	0.5	11	0	13	7	0	3	13	0.8
TM Team															45	50	95	3.5	0		0					
Total		27			729	1538	.474	224	575	.390	413	620	.666	286	801	1087	40.3	457	5	503	368	116	176	2095	77.6	
Opponents		27			590	1591	.371	137	473	.290	321	452	.710	271	635	906	33.6	546	-	270	386	50	183	1638	60.7	

INDIVIDUAL STATS-LOSSES


RECORD:	OVERALL	HOME	AWAY	NEUTRAL
ALL GAMES	0-8	0-0	0-5	0-3
CONFERENCE	0-2	0-0	0-2	0-0
NON-CONFERENCE	0-6	0-0	0-3	0-3

##	Player	GPGS	Min	TOTAL			3-PTS			REBOUNDS							PF	FO	A	TO	Blk	Stl	Pts	Avg		
				FG	FGA	Pct	3FG	FGA	Pct	FT	FTA	Pct	Off	Def	Tot	Avg										
30	CUMMARD, Lee	8	8	247	30.9	45	80	.563	11	27	.407	15	16	.938	13	25	38	4.8	34	4	18	24	4	3	116	14.5
44	PLAISTED, Trent	8	8	229	28.6	36	82	.439	0	0	.000	22	52	.423	18	49	67	8.4	18	0	9	17	3	0	94	11.8
45	TAVERNARI, Jonathan	8	7	240	30.0	28	100	.280	18	65	.277	5	6	.833	9	28	37	4.6	15	0	7	17	3	10	79	9.9
20	BURGESS, Sam	8	8	233	29.1	21	38	.553	13	25	.520	8	11	.727	7	18	25	3.1	23	2	15	13	1	5	63	7.9
32	FREDETTE, Jimmer	8	0	152	19.0	22	51	.431	12	36	.333	6	7	.857	2	6	8	1.0	11	0	5	9	0	5	62	7.8
24	MURDOCK, Ben	8	8	210	26.3	8	32	.250	4	23	.174	8	8	1.000	2	11	13	1.6	23	1	13	20	1	3	28	3.5
54	MILES, Chris	8	0	71	8.9	7	15	.467	0	0	.000	4	13	.308	2	2	4	0.5	13	0	6	5	3	1	18	2.3
41	COLLINSWORTH, C.	8	1	131	16.4	6	24	.250	2	11	.182	2	4	.500	8	30	38	4.8	11	0	3	9	3	3	16	2.0
01	LOYD, JR., Michael	7	0	46	6.6	3	8	.375	1	2	.500	0	0	.000	1	2	3	0.4	5	0	4	4	0	0	7	1.0
05	ROSE, Archie	5	0	10	2.0	1	1	1.000	0	0	.000	0	0	.000	1	0	1	0.2	2	0	1	1	0	1	2	0.4
14	MARTINEAU, Nick	3	0	15	5.0	0	1	.000	0	0	.000	0	0	.000	0	0	0	0.0	2	0	1	2	0	0	0	0.0
10	IVANOVIC, Vuk	4	0	16	4.0	0	0	.000	0	0	.000	0	0	.000	0	1	1	0.3	4	0	2	3	1	0	0	0.0
TM TEAM															16	13	29	3.6	0		0					
Total		8			177	432	.410	61	189	.323	70	117	.598	79	185	264	33.0	161	7	84	124	19	31	485	60.6	
Opponents		8			202	444	.455	46	136	.338	125	179	.698	91	202	293	36.6	128	-	95	91	22	55	575	71.9	




**2007-08 RESULTS & LEADERS - ALL GAMES**

OPPONENT	DATE	SCORE	W/L	POINTS	REBOUNDS	ASSISTS	STEALS	BLOCKED SHOTS
at Long Beach State	11/10/07	74-34	W	15-CUMMARD	9-TAVERNARI CUMMARD	5-MURDOCK	2-TAVERNARI	1-BURGESS
Idaho State	11/14/07	90-69	W	18-BURGESS	10-CUMMARD	5-MURDOCK BURGESS	2-TAVERNARI CUMMARD	1-COLLINSWORTH
Jackson State	11/16/07	100-61	W	21-PLAISTED	10-COLLINSWORTH	8-MURDOCK	4-FREDETTE CUMMARD	2-MILES
Hartford	11/20/07	97-73	W	20-CUMMARD	8-TAVERNARI	5-PLAISTED	4-FREDETTE	None
vs No. 6 Louisville	11/23/07	78-76	W	29-TAVERNARI	12-PLAISTED	5-MURDOCK	2-TAVERNARI BURGESS	1-PLAISTED
vs No. 1 North Carolina	11/24/07	63-73	L	24-PLAISTED	17-PLAISTED	2-PLAISTED	2-TAVERNARI	1-PLAISTED TAVERNARI
at Portland	12/01/07	78-54	W	18-CUMMARD	8-PLAISTED	10-MURDOCK	2-TAVERNARI MURDOCK	1-MILES IVANOVIC CUMMARD
Weber State	12/05/07	72-57	W	16-BURGESS	15-PLAISTED	4-MURDOCK	2-FREDETTE MURDOCK BURGESS	5-PLAISTED
vs No. 9 Michigan State	12/08/07	61-68	L	17-PLAISTED	8-PLAISTED	4-BURGESS	1-TAVERNARI	1-FOUR TIED
Lamar	12/12/07	88-66	W	27-CUMMARD	10-CUMMARD	8-CUMMARD	2-FREDETTE	1-FOUR TIED
Pepperdine	12/15/07	86-67	W	21-CUMMARD	18-PLAISTED	5-CUMMARD BURGESS	2-PLAISTED BURGESS CUMMARD	4-CUMMARD
Southern Utah	12/21/07	70-55	W	19-TAVERNARI	9-PLAISTED	8-CUMMARD	5-CUMMARD	2-FOUR TIED
at Boise State	12/29/07	70-73	L	26-CUMMARD	9-PLAISTED	3-BURGESS	2-FREDETTE	2-CUMMARD
Loyola Marymount	01/03/08	91-62	W	18-CUMMARD	8-TAVERNARI	4-MARTINEAU	3-TAVERNARI	1-MILES CUMMARD
at Wake Forest	01/08/08	62-79	L	15-FREDETTE CUMMARD	10-PLAISTED	4-MILES MURDOCK	2-FREDETTE	1-MILES
Colorado State	01/12/08	92-73	W	25-PLAISTED TAVERNARI	9-COLLINSWORTH CUMMARD	7-CUMMARD	2-BURGESS	1-FREDETTE CUMMARD BURGESS
at UNLV	01/15/08	41-70	L	11-CUMMARD	11-COLLINSWORTH	2-BURGESS MURDOCK	2-TAVERNARI	1-PLAISTED TAVERNARI
at Utah	01/19/08	55-52	W	19-CUMMARD	9-CUMMARD	4-MURDOCK	2-CUMMARD	1-PLAISTED MILES LOYD
San Diego State	01/23/08	59-56	W	17-PLAISTED	11-PLAISTED	4-BURGESS	2-CUMMARD	2-PLAISTED
New Mexico	01/26/08	83-66	W	20-CUMMARD	13-PLAISTED	6-FREDETTE	1-MARTINEAU TAVERNARI PLAISTED	1-(four tied)
at Air Force	01/30/08	69-53	W	22-TAVERNARI	10-PLAISTED	5-CUMMARD	3-TAVERNARI	1-CUMMARD
at Wyoming	02/02/08	73-63	W	25-CUMMARD	10-PLAISTED TAVERNARI	5-MURDOCK	1-BURGESS CUMMARD	1-TAVERNARI
TCU	02/06/08	83-72	W	27-PLAISTED	7-CUMMARD COLLINSWORTH	6-CUMMARD	2-TAVERNARI PLAISTED	2-CUMMARD
at Colorado State	02/13/08	79-65	W	22-CUMMARD	10-TAVERNARI	6-MURDOCK	1-FIVE TIED	2-BURGESS COLLINSWORTH
UNLV	02/16/08	74-48	W	22-PLAISTED	9-COLLINSWORTH	4-TAVERNARI FREDETTE	2-PLAISTED BURGESS CUMMARD	2-CUMMARD MILES TAVERNARI
Utah	02/20/08	67-59	W	20-TAVERNARI	11-CUMMARD	4-MURDOCK	4-MURDOCK	3-CUMMARD
at San Diego State	02/23/08	65-69	L	20-CUMMARD	6-TAVERNARI COLLINSWORTH	4-BURGESS CUMMARD	3-TAVERNARI	1-COLLINSWORTH MILES
at New Mexico (OT)	02/26/08	70-69	W	23-PLAISTED	8-BURGESS	4-CUMMARD	1-FREDETTE MILES BURGESS	5-PLAISTED
Air Force	03/01/08	76-57	W	20-PLAISTED	8-CUMMARD	4-MURDOCK	1-FIVE TIED	3-CUMMARD
Wyoming	03/05/08	78-61	W	23-PLAISTED	11-PLAISTED	5-CUMMARD	5-TAVERNARI	2-CUMMARD
at TCU	03/08/08	61-54	W	17-TAVERNARI	8-CUMMARD	5-MURDOCK	2-MURDOCK LOYD, Jr. TAVERNARI	3-CUMMARD
vs Colorado State	03/13/08	89-62	W	18-CUMMARD	10-COLLINSWORTH	7-CUMMARD	2-BURGESS	2-PLAISTED COLLINSWORTH CUMMARD
vs San Diego State	03/14/08	63-54	W	20-CUMMARD	10-TAVERNARI	3-CUMMARD MURDOCK BURGESS	1-TAVERNARI MILES	2-PLAISTED CUMMARD
at UNLV	03/15/08	61-76	L	17-FREDETTE	9-PLAISTED	4-CUMMARD	1-CUMMARD FREDETTE ROSE	1-CUMMARD
vs Texas A&M	03/20/08	62-67	L	15-TAVERNARI	5-PLAISTED FREDETTE	3-FREDETTE COLLINSWORTH CUMMARD	2-BURGESS COLLINSWORTH	1-COLLINSWORTH



CUMMARD



TAVERNARI



BURGESS



FREDETTE

2007-08 INDIVIDUAL GAME HIGHS

POINTS

- 29 TAVERNARI, Jonathan vs No. 6 Louisville (11/23/07)
- 27 PLAISTED, Trent vs TCU (02/06/08)
- 27 CUMMARD, Lee vs Lamar (12/12/07)
- 26 CUMMARD, Lee at Boise State (12/29/07)
- 25 CUMMARD, Lee at Wyoming (02/02/08)
- 25 TAVERNARI, Jonathan vs Colorado State (01/12/08)
- 25 PLAISTED, Trent vs Colorado State (01/12/08)

FIELD GOALS MADE

- 11 PLAISTED, Trent vs Colorado State (01/12/08)
- 11 CUMMARD, Lee vs Lamar (12/12/07)

FIELD GOAL ATTEMPTS

- 22 TAVERNARI, Jonathan vs No. 6 Louisville (11/23/07)
- 20 PLAISTED, Trent vs No. 1 North Carolina (11/24/07)
- 20 TAVERNARI, Jonathan vs No. 1 North Carolina (11/24/07)

FG PCT (min 5 made)

- 1.000 (9-9) PLAISTED, Trent at Colorado State (02/13/08)
- .857 (6-7) FREDETTE, Jimmer vs Hartford (11/20/07)

3 PT FG MADE

- 6 TAVERNARI, Jonathan vs No. 1 North Carolina (11/24/07)
- 5 TAVERNARI, Jonathan vs New Mexico (01/26/08)
- 5 TAVERNARI, Jonathan vs Colorado State (01/12/08)
- 5 TAVERNARI, Jonathan vs Loyola Marymount (01/03/08)
- 5 CUMMARD, Lee vs Lamar (12/12/07)
- 5 TAVERNARI, Jonathan vs No. 6 Louisville (11/23/07)

3 PT FG ATTEMPTS

- 16 TAVERNARI, Jonathan vs No. 1 North Carolina (11/24/07)
- 11 TAVERNARI, Jonathan at Air Force (01/30/08)
- 11 TAVERNARI, Jonathan vs No. 6 Louisville (11/23/07)

3-PT FG PCT (min 2 made)

- 1.000 (3-3) BURGESS, Sam vs Air Force (03/01/08)
- 1.000 (3-3) BURGESS, Sam vs New Mexico (01/26/08)
- 1.000 (3-3) BURGESS, Sam at Boise State (12/29/07)

- 1.000 (2-2) CUMMARD, Lee vs Texas A&M (03/20/08)
- 1.000 (2-2) BURGESS, Sam at UNLV (03/15/08)
- 1.000 (2-2) FREDETTE, Jimmer vs Air Force (03/01/08)
- 1.000 (2-2) TAVERNARI, Jonathan vs UNLV (02/16/08)
- 1.000 (2-2) MURDOCK, Ben vs Loyola Marymount (01/03/08)
- 1.000 (2-2) CUMMARD, Lee vs Jackson State (11/16/07)

FREE THROWS MADE

- 8 PLAISTED, Trent vs Lamar (12/12/07)
- 8 PLAISTED, Trent vs Hartford (11/20/07)

FREE THROW ATT

- 16 PLAISTED, Trent vs Wyoming (03/05/08)
- 16 PLAISTED, Trent vs Lamar (12/12/07)

FT PCT (min 5 made)

- 1.000 (7-7) CUMMARD, Lee at Utah (01/19/08)
- 1.000 (7-7) CUMMARD, Lee vs Weber State (12/05/07)
- 1.000 (6-6) CUMMARD, Lee vs San Diego State (03/14/08)
- 1.000 (6-6) CUMMARD, Lee at Boise State (12/29/07)
- 1.000 (5-5) FREDETTE, Jimmer vs Loyola Marymount (01/03/08)

REBOUNDS

- 18 PLAISTED, Trent vs Pepperdine (12/15/07)
- 17 PLAISTED, Trent vs No. 1 North Carolina (11/24/07)

ASSISTS

- 10 MURDOCK, Ben at Portland (12/01/07)
- 8 CUMMARD, Lee vs Southern Utah (12/21/07)
- 8 CUMMARD, Lee vs Lamar (12/12/07)
- 8 MURDOCK, Ben vs Jackson State (11/16/07)

STEALS

- 5 TAVERNARI, Jonathan vs Wyoming (03/05/08)
- 5 CUMMARD, Lee vs Southern Utah (12/21/07)

BLOCKED SHOTS

- 5 PLAISTED, Trent at New Mexico (02/26/08)
- 5 PLAISTED, Trent vs Weber State (12/05/07)



2007-08 CATEGORY LEADERS

FG PERCENTAGE				FREE THROW ATTEMPTS				OFFENSIVE REBOUNDS			
FG	ATT	Pct	G	Att	Att/G	G	No.	Avg/G	G	No.	Avg/G
IVANOVIC, Vuk	16	28	.571	PLAISTED, Trent	35	260	7.4	PLAISTED, Trent	35	75	2.1
CUMMARD, Lee	198	348	.569	CUMMARD, Lee	35	112	3.2	CUMMARD, Lee	35	69	2.0
PLAISTED, Trent	202	373	.542	BURGESS, Sam	35	71	2.0	COLLINSWORTH, Chris	35	47	1.3
BURGESS, Sam	95	212	.448	COLLINSWORTH, Chris	35	51	1.5	TAVERNARI, Jonathan	35	34	1.0
LOYD, JR., Michael	23	53	.434	MILES, Chris	34	51	1.5	MILES, Chris	34	20	0.6
MILES, Chris	31	72	.431	FREE THROWS MADE				DEFENSIVE REBOUNDS			
ROSE, Archie	7	17	.412	G	Made	Made/G	G	No.	Avg/G		
FREDETTE, Jimmer	83	204	.407	PLAISTED, Trent	35	141	4.0	PLAISTED, Trent	35	194	5.5
TAVERNARI, Jonathan	166	420	.395	CUMMARD, Lee	35	96	2.7	CUMMARD, Lee	35	153	4.4
COLLINSWORTH, Chris	42	112	.375	BURGESS, Sam	35	59	1.7	TAVERNARI, Jonathan	35	150	4.3
MURDOCK, Ben	39	117	.333	TAVERNARI, Jonathan	35	39	1.1	COLLINSWORTH, Chris	35	122	3.5
MARTINEAU, Nick	4	14	.286	MURDOCK, Ben	35	36	1.0	BURGESS, Sam	35	105	3.0
FIELD GOAL ATTEMPTS				POINTS				BLOCKED SHOTS			
G	Att	Att/G	G	Pts	Pts/G	G	No.	Blk/G			
TAVERNARI, Jonathan	35	420	12.0	CUMMARD, Lee	35	552	15.8	CUMMARD, Lee	35	35	1.0
PLAISTED, Trent	35	373	10.7	PLAISTED, Trent	35	545	15.6	PLAISTED, Trent	35	34	1.0
CUMMARD, Lee	35	348	9.9	TAVERNARI, Jonathan	35	459	13.1	TAVERNARI, Jonathan	35	16	0.5
BURGESS, Sam	35	212	6.1	BURGESS, Sam	35	305	8.7	COLLINSWORTH, Chris	35	14	0.4
FREDETTE, Jimmer	35	204	5.8	FREDETTE, Jimmer	35	244	7.0	MILES, Chris	34	13	0.4
FIELD GOALS MADE				SCORING AVERAGE				MINUTES			
G	Made	Made/G	G	Pts	Avg/G	G	No.	Min/G			
PLAISTED, Trent	35	202	5.8	CUMMARD, Lee	35	552	15.8	CUMMARD, Lee	35	1101	31.5
CUMMARD, Lee	35	198	5.7	PLAISTED, Trent	35	545	15.6	BURGESS, Sam	35	970	27.7
TAVERNARI, Jonathan	35	166	4.7	TAVERNARI, Jonathan	35	459	13.1	TAVERNARI, Jonathan	35	966	27.6
BURGESS, Sam	35	95	2.7	BURGESS, Sam	35	305	8.7	PLAISTED, Trent	35	958	27.4
FREDETTE, Jimmer	35	83	2.4	FREDETTE, Jimmer	35	244	7.0	MURDOCK, Ben	35	950	27.1
3-POINT PERCENTAGE				REBOUNDS				FOULS			
3FG	Att	Pct	G	Pts	Avg/G	G	No.	Per/G			
CUMMARD, Lee	60	127	.472	CUMMARD, Lee	35	269	7.7	CUMMARD, Lee	35	93	2.7
BURGESS, Sam	56	132	.424	PLAISTED, Trent	35	222	6.3	BURGESS, Sam	35	90	2.6
LOYD, JR., Michael	8	21	.381	TAVERNARI, Jonathan	35	184	5.3	PLAISTED, Trent	35	82	2.3
TAVERNARI, Jonathan	88	234	.376	COLLINSWORTH, Chris	35	169	4.8	TAVERNARI, Jonathan	35	70	2.0
FREDETTE, Jimmer	43	128	.336	BURGESS, Sam	35	124	3.5	MURDOCK, Ben	35	63	1.8
MURDOCK, Ben	22	76	.289	FREDETTE, Jimmer	35	244	7.0	FOULOUTS			
MARTINEAU, Nick	1	5	.200	MURDOCK, Ben	35	136	3.9	G	No.		
COLLINSWORTH, Chris	6	33	.182	IVANOVIC, Vuk	15	49	3.3	CUMMARD, Lee	35	6	
ROSE, Archie	1	8	.125	COLLINSWORTH, Chris	35	112	3.2	BURGESS, Sam	35	2	
3-POINT FG ATTEMPTS				REBOUND AVERAGE				TURNOVERS			
G	Att	Att/G	G	Reb	Reb/G	G	No.	TO/G			
TAVERNARI, Jonathan	35	234	6.7	PLAISTED, Trent	35	269	7.7	PLAISTED, Trent	35	84	2.4
BURGESS, Sam	35	132	3.8	CUMMARD, Lee	35	222	6.3	CUMMARD, Lee	35	79	2.3
FREDETTE, Jimmer	35	128	3.7	TAVERNARI, Jonathan	35	184	5.3	TAVERNARI, Jonathan	35	59	1.7
CUMMARD, Lee	35	127	3.6	COLLINSWORTH, Chris	35	169	4.8	BURGESS, Sam	35	52	1.5
MURDOCK, Ben	35	76	2.2	BURGESS, Sam	35	124	3.5	MURDOCK, Ben	35	52	1.5
3-POINT FGS MADE				ASSISTS							
G	Made	Made/G	G	No.	A/G						
TAVERNARI, Jonathan	35	88	2.5	MURDOCK, Ben	35	125	3.6				
CUMMARD, Lee	35	60	1.7	CUMMARD, Lee	35	123	3.5				
BURGESS, Sam	35	56	1.6	BURGESS, Sam	35	68	1.9				
FREDETTE, Jimmer	35	43	1.2	FREDETTE, Jimmer	35	61	1.7				
MURDOCK, Ben	35	22	0.6	PLAISTED, Trent	35	54	1.5				
FT PERCENTAGE				STEALS							
FT	Att	Pct	G	No.	S/G						
TAVERNARI, Jonathan	39	45	.867	TAVERNARI, Jonathan	35	48	1.4				
CUMMARD, Lee	96	112	.857	CUMMARD, Lee	35	33	0.9				
FREDETTE, Jimmer	35	41	.854	BURGESS, Sam	35	29	0.8				
BURGESS, Sam	59	71	.831	FREDETTE, Jimmer	35	27	0.8				
MURDOCK, Ben	36	50	.720	PLAISTED, Trent	35	19	0.5				
LOYD, JR., Michael	10	15	.667								
MARTINEAU, Nick	4	6	.667								
IVANOVIC, Vuk	17	26	.654								
PLAISTED, Trent	141	260	.542								
MILES, Chris	22	51	.431								
COLLINSWORTH, Chris	22	51	.431								
ROSE, Archie	2	9	.222								





BYU GAME HIGHS

POINTS	100	vs Jackson State (11/16/07)
.	97	vs Hartford (11/20/07)
.	92	vs Colorado State (01/12/08)
.	91	vs Loyola Marymount (01/03/08)
.	90	vs Idaho State (11/14/07)
FIELD GOALS MADE	37	vs Pepperdine (12/15/07)
.	36	vs Jackson State (11/16/07)
FIELD GOAL ATTEMPTS	68	vs Loyola Marymount (01/03/08)
.	67	vs Colorado State (01/12/08)
.	67	vs Lamar (12/12/07)
FIELD GOAL PCT652 (30-46)	vs Colorado State (03/13/08)
.604 (29-48)	vs Hartford (11/20/07)
3 PT FIELD GOALS MADE	13	vs New Mexico (01/26/08)
.	13	vs Hartford (11/20/07)
3 PT FG ATTEMPTS	33	vs Loyola Marymount (01/03/08)
.	31	at Wake Forest (01/08/08)
3 PT FG PCT813 (13-16)	vs New Mexico (01/26/08)
.600 (12-20)	vs Colorado State (03/13/08)
FREE THROWS MADE	26	vs Hartford (11/20/07)
.	22	vs Utah (02/20/08)
.	22	vs Jackson State (11/16/07)
FREE THROW ATTEMPTS	32	vs Utah (02/20/08)
.	32	vs Hartford (11/20/07)
FREE THROW PCT.818 (9-11)	vs TCU (02/06/08)
.813 (26-32)	vs Hartford (11/20/07)
REBOUNDS	55	at Long Beach State (11/10/07)
.	50	vs Lamar (12/12/07)
ASSISTS	27	vs TCU (02/06/08)
.	25	vs New Mexico (01/26/08)
.	25	vs Jackson State (11/16/07)
STEALS	14	vs Wyoming (03/05/08)
.	14	vs Jackson State (11/16/07)
BLOCKED SHOTS	9	vs Southern Utah (12/21/07)
.	9	vs Pepperdine (12/15/07)
TURNOVERS	29	vs Pepperdine (12/15/07)
.	22	at Wake Forest (01/08/08)
.	22	vs Southern Utah (12/21/07)
FOULS	26	at San Diego State (02/23/08)
.	24	vs No. 1 North Carolina (11/24/07)

BYU GAME LOWS

POINTS	41	at UNLV (01/15/08)
.	55	at Utah (01/19/08)
.	59	vs San Diego State (01/23/08)
.	61	vs No. 9 Michigan State (12/08/07)
.	61	at TCU (03/08/08)
.	61	at UNLV (03/15/08)
FIELD GOALS MADE	15	at UNLV (01/15/08)
.	19	vs Utah (02/20/08)
.	19	at TCU (03/08/08)
FIELD GOAL ATTEMPTS	45	at UNLV (01/15/08)
.	45	at UNLV (03/15/08)
FIELD GOAL PCT333 (15-45)	at UNLV (01/15/08)
.333 (20-60)	at Utah (01/19/08)
3 PT FIELD GOALS MADE	3	at UNLV (01/15/08)
.	3	at Utah (01/19/08)
3 PT FG ATTEMPTS	13	vs UNLV (02/16/08)
.	15	vs Jackson State (11/16/07)
.	15	vs Southern Utah (12/21/07)
.	15	vs Utah (02/20/08)
.	15	vs San Diego State (03/14/08)
3 PT FG PCT143 (3-21)	at UNLV (01/15/08)
.176 (3-17)	at Utah (01/19/08)
FREE THROWS MADE	3	at San Diego State (02/23/08)
.	5	vs Pepperdine (12/15/07)
FREE THROW ATTEMPTS	6	at San Diego State (02/23/08)
.	9	vs No. 1 North Carolina (11/24/07)
FREE THROW PCT.400 (8-20)	at UNLV (01/15/08)
.417 (5-12)	vs Pepperdine (12/15/07)
REBOUNDS	25	at UNLV (03/15/08)
.	25	vs Texas A&M (03/20/08)
ASSISTS	5	at UNLV (01/15/08)
.	6	vs No. 1 North Carolina (11/24/07)
STEALS	1	vs No. 9 Michigan State (12/08/07)
.	2	at Wyoming (02/02/08)
BLOCKED SHOTS	0	vs Hartford (11/20/07)
.	1	at Long Beach State (11/10/07)
.	1	vs Idaho State (11/14/07)
.	1	vs No. 6 Louisville (11/23/07)
.	1	at Wake Forest (01/08/08)
.	1	at Air Force (01/30/08)
.	1	at Wyoming (02/02/08)
.	1	at UNLV (03/15/08)
.	1	vs Texas A&M (03/20/08)
TURNOVERS	7	vs Wyoming (03/05/08)
.	7	vs Texas A&M (03/20/08)
FOULS	9	vs TCU (02/06/08)
.	10	vs San Diego State (03/14/08)





OPPONENT GAME HIGHS

Table with 3 columns: Statistic, Value, Opponent/Date. Includes categories like POINTS, FIELD GOALS MADE, 3 PT FIELD GOALS MADE, etc.

OPPONENT GAME LOWS

Table with 3 columns: Statistic, Value, Opponent/Date. Includes categories like POINTS, FIELD GOALS MADE, 3 PT FIELD GOALS MADE, etc.



07-08 BOX SCORES



GAME #1

Brigham Young University **74**
Long Beach State **34**

November 10, 2007
Walter Pyramid - Long Beach, Calif. (2,777)

BYU I-O	tot-fg	3-pt	rebounds	pts	ft	a	to	blk	s	min			
## Player	fg	fga	fga	fta	of	de	pf	tp	a	to	blk	s	min
45 TAVERNARI, Jon.	f	2	7	3	0	1	1	8	9	1	0	2	22
44 PLAISTED, Trent	c	3	7	0	6	10	1	1	2	12	3	0	19
20 BURGESS, Sam	g	1	5	0	1	1	3	4	2	3	2	1	16
24 MURDOCK, Ben	g	3	5	1	2	1	0	5	4	8	5	1	20
30 CUMMARD, Lee	g	6	12	1	6	3	2	7	9	15	2	0	33
01 LOYD, JR., Michael	0	3	0	1	0	0	0	3	3	1	0	0	11
05 ROSE, Archie	0	0	0	0	0	0	0	0	0	2	1	1	5
10 IVANOVIC, Vuk	4	4	0	0	2	3	5	1	8	1	1	0	11
14 MARTINEAU, Nick	1	1	0	0	0	2	2	0	2	0	0	11	
32 FREDETTE, Jimmy	3	11	3	6	0	0	1	1	9	3	1	0	25
41 COLLINSWORTH, Chris	3	4	0	1	3	3	6	0	9	0	0	0	20
54 MILES, Chris	1	3	0	0	0	1	2	3	2	2	0	0	7
TEAM													4
Totals.....	27	62	7	20	13	19	15	40	55	16	74	19	181

TOTAL F%	1st Half: 44-32 43.8%	2nd Half: 13-30 43.3%	Game: 43.5%	DEADBALL
3Pt F%	1st Half: 6-11 45.5%	2nd Half: 2-9 22.2%	Game: 35.0%	REBOUNDS
F Throw %	1st Half: 9-12 75.0%	2nd Half: 10-12 83.3%	Game: 86.4%	3

Long Beach St. O-1	tot-fg	3-pt	rebounds	pts	ft	a	to	blk	s	min				
## Player	fg	fga	fga	fta	of	de	pf	tp	a	to	blk	s	min	
50 Fleming, Andrew	c	3	6	0	5	6	4	4	8	4	11	1	0	24
03 Plater, Greg	g	1	6	1	4	0	0	0	0	2	3	0	5	26
40 Morris, Donovan	g	1	15	0	4	0	5	5	10	1	2	1	0	34
11 Gant, Artis	g	1	8	0	2	0	1	1	3	4	2	2	1	26
14 Porter, Darrell	g	4	12	1	6	0	0	1	4	5	3	9	0	21
01 Gallow, Brien	0	1	0	0	0	0	0	0	0	0	0	0	3	
10 Lazduskas, Arturas	0	0	0	0	1	2	0	1	1	1	1	1	1	10
20 Clady, Maurice	0	2	0	0	0	1	1	0	1	0	0	0	10	
22 Johnson, Brandon	2	10	0	3	0	2	2	4	4	0	1	0	20	
24 Freeman, Brian	1	3	0	0	0	2	2	4	1	2	0	0	16	
34 Pys, Chris	0	4	0	3	0	0	0	0	0	1	0	0	10	
TEAM													13	
Totals.....	13	68	2	22	6	9	17	23	40	18	34	6	153	

TOTAL F%	1st Half: 3-7 11.1%	2nd Half: 10-41 24.4%	Game: 18.1%	DEADBALL
3Pt F%	1st Half: 0-11 0.0%	2nd Half: 2-11 18.2%	Game: 9.1%	REBOUNDS
F Throw %	1st Half: 0-0 0.0%	2nd Half: 0-0 0.0%	Game: 0.0%	1

Officials: Randy McCall, Mike Sophers, Duane Allen
Technical fouls: Brigham Young-None, Long Beach State-None.

Score by Periods	1st	2nd	Total
Brigham Young	36	38	74
Long Beach State	12	22	34

Points in the paint-BY 34, LBSU 14. Points off turnovers-BY 23, LBSU 6.
2nd chance points-BY 13, LBSU 6. Fast break points-BY 8, LBSU 0.
Bench points-BY 30, LBSU 7. Score tied-0 times. Lead changed-0 times.
Last FG-BY 2nd-00:44, LBSU 2nd-04:15. Largest lead-BY by 40 2nd-00:44, LBSU None.

GAME #2

Brigham Young University **90**
Idaho State **69**

November 14, 2007
Marriott Center - Provo, Utah (12,153)

Idaho State O-2	tot-fg	3-pt	rebounds	pts	ft	a	to	blk	s	min				
## Player	fg	fga	fga	fta	of	de	pf	tp	a	to	blk	s	min	
31 STUCKI, Matt	f	3	10	1	4	3	5	1	2	2	10	3	0	29
42 TATUM, Chon	f	8	13	0	1	4	2	4	6	4	20	0	1	31
23 OBRIEN, Cory	c	2	3	1	2	1	2	4	4	3	6	0	1	12
04 KINGHORN, Logan	g	2	7	1	3	0	0	2	2	2	5	0	1	28
14 STEIN, Lucas	g	0	4	0	0	7	8	2	4	6	7	1	2	34
01 MORGAN, Amorrow	5	7	0	1	3	3	1	1	2	1	13	2	0	21
05 ANDERSON, Steve	0	1	0	0	0	0	1	1	0	0	0	0	0	4
10 MAYE, Scooter	0	0	0	0	0	0	0	1	1	0	0	4	1	9
20 CARSON, Dominic	0	1	0	1	0	0	0	0	0	0	0	1	0	7
21 MONROE, Demetrius	0	2	0	0	0	0	0	0	3	0	0	1	0	7
23 KILPATRICK, Austin	3	3	2	2	0	1	1	2	3	6	0	2	0	11
54 TAYLOR, Tom	1	2	0	0	1	1	1	0	2	0	0	1	1	9
TEAM														3
Totals.....	23	53	5	14	18	23	8	23	31	22	69	9	17	

TOTAL F%	1st Half: 9-27 28.0%	2nd Half: 15-25 57.7%	Game: 43.4%	DEADBALL
3Pt F%	1st Half: 2-7 28.6%	2nd Half: 9-15 73.3%	Game: 35.7%	REBOUNDS
F Throw %	1st Half: 7-8 87.5%	2nd Half: 11-15 73.3%	Game: 78.3%	3

BYU Cougars 2-0	tot-fg	3-pt	rebounds	pts	ft	a	to	blk	s	min				
## Player	fg	fga	fga	fta	of	de	pf	tp	a	to	blk	s	min	
30 CUMMARD, Lee	f	5	9	1	4	2	4	2	8	10	4	13	4	1
45 TAVERNARI, Jon.	f	6	13	3	8	2	2	4	4	2	17	1	3	0
44 PLAISTED, Trent	c	5	9	0	0	7	8	3	5	8	3	17	1	2
20 BURGESS, Sam	g	6	11	4	6	2	2	0	4	4	3	18	5	2
24 MURDOCK, Ben	g	2	3	1	2	0	0	0	0	3	5	0	1	30
01 LOYD, JR., Michael	0	0	0	0	0	0	0	0	0	0	0	2	0	4
05 ROSE, Archie	0	0	0	0	0	0	0	0	0	1	0	1	0	0
10 IVANOVIC, Vuk	2	3	0	0	3	4	2	3	7	1	1	0	0	8
14 MARTINEAU, Nick	1	1	1	0	0	0	0	0	1	3	3	1	0	7
32 FREDETTE, Jimmy	4	7	2	3	0	0	0	0	0	10	1	0	1	17
41 COLLINSWORTH, Chris	0	3	0	1	2	0	1	1	2	2	0	1	0	15
54 MILES, Chris	0	0	0	0	0	0	0	0	0	0	0	1	0	3
TEAM														2
Totals.....	31	59	12	25	16	22	9	24	33	22	90	24	13	8

TOTAL F%	1st Half: 14-26 53.8%	2nd Half: 17-33 51.5%	Game: 52.5%	DEADBALL
3Pt F%	1st Half: 4-10 40.0%	2nd Half: 4-10 40.0%	Game: 40.0%	REBOUNDS
F Throw %	1st Half: 9-11 72.7%	2nd Half: 9-11 72.7%	Game: 72.7%	2

Officials: Chris Rastatter, Jimmy Casas, Brian Shelley
Technical fouls: Idaho State-None, BYU Cougars-CUMMARD, Lee.

Score by Periods	1st	2nd	Total
Idaho State	25	44	69
BYU Cougars	44	46	90

Points in the paint-ISU 14, BYU 30. Points off turnovers-ISU 13, BYU 23.
2nd chance points-BYU 6, ISU 9. Fast break points-BYU 2, ISU 18.
2nd chance points-BYU 2, ISU 20. Score tied-0 times. Lead changed-0 times.
Bench points-BYU 21, ISU 20. Score tied-0 times. Lead changed-0 times.
Last FG-ISU 2nd-00:28, BYU 2nd-00:42. Largest lead-ISU None, BYU by 24 2nd-02:52.

GAME #3

Brigham Young University **100**
Jackson State **61**

November 16, 2007
Marriott Center - Provo, Utah (8,643)

Jackson State O-3	tot-fg	3-pt	rebounds	pts	ft	a	to	blk	s	min				
## Player	fg	fga	fga	fta	of	de	pf	tp	a	to	blk	s	min	
32 MAXEY, Grant	f	4	11	1	0	1	1	2	3	4	9	1	1	17
33 JOHNSON, Garrison	f	0	2	0	1	2	4	0	1	1	2	0	2	0
44 CALDWELL, Jeremy	f	4	9	0	0	0	2	0	2	0	1	8	1	17
03 GIVENS, Darrion	g	1	7	0	2	5	0	2	2	2	7	4	4	0
12 GRIFFIN, Darrion	g	2	6	0	1	0	0	1	1	2	4	0	2	0
00 JONES, Marcus	0	2	0	0	0	0	1	0	1	2	0	1	0	0
01 LOCKHART, Phillip	1	2	1	1	0	0	2	2	0	3	0	0	0	7
04 WHITE, Kevin	0	0	0	0	0	0	0	0	0	0	2	0	0	9
10 HUGGINS, Daniel	0	4	0	2	0	2	4	0	0	0	0	0	0	8
20 DAVIS, Jerome	1	2	1	2	1	2	1	0	1	0	4	0	0	1
22 JARROW, Edwin	0	1	0	1	0	0	0	1	0	1	2	0	0	1
14 HYCHE, Chris	5	11	2	5	0	0	2	1	3	2	0	2	4	0
25 ADAMS, Eric	3	5	2	4	0	0	0	0	0	8	2	1	0	9
34 DIXON, DeJuan	0	2	0	1	0	0	1	2	1	0	0	1	0	6
40 TURNER, Stanley	2	5	0	0	0	1	1	2	1	0	4	0	1	0
42 BAKER, Brandon	0	0	0	0	0	2	0	2	2	2	0	0	0	8
TEAM														3
Totals.....	23	69	7	21	8	16	16	18	34	20	61	13	18	0

TOTAL F%	1st Half: 12-25 48.0%	2nd Half: 11-34 32.4%	Game: 33.3%	DEADBALL
3Pt F%	1st			



GAME #7

No. 21 Brigham Young University 81
Portland 69

December 1, 2007
Chiles Center • Portland Ore. (3,508)

Table with columns for Player, FG, 3PT, FT, REBOUNDS, PF, A, TO, BLK, S, MIN. Rows include players like Tavernari, Plaisted, Burgess, etc.

TOTAL FG%, 3PT FG%, FT% summary table.

Table with columns for Player, FG, 3PT, FT, REBOUNDS, PF, A, TO, BLK, S, MIN. Rows include players like Watson, Sikma, Knutson, etc.

TOTAL FG%, 3PT FG%, FT% summary table.

Officials: Rick Batsell, Milt Stowe, Frank Harvey III
Score by Periods: 1st 2nd Total

Points in the paint-BYU 30, POR 20. Points off turnovers-BYU 19, POR 12.
2nd chance points-BYU 9, POR 9.

GAME #8

No. 20 Brigham Young University 72
Weber State 57

December 5, 2007
Marriott Center • Provo, Utah (11,459)

Table with columns for Player, FG, 3PT, FT, REBOUNDS, PF, A, TO, BLK, S, MIN. Rows include players like Valeika, Panos, Harris, etc.

TOTAL FG%, 3PT FG%, FT% summary table.

Table with columns for Player, FG, 3PT, FT, REBOUNDS, PF, A, TO, BLK, S, MIN. Rows include players like Cummings, Tavernari, Plaisted, etc.

TOTAL FG%, 3PT FG%, FT% summary table.

Officials: Eric Curry, Ruben Ramos, Jimmy Casas
Score by Periods: 1st 2nd Total

Points in the paint-WEBER 24, BYU 20. Points off turnovers-WEBER 4, BYU 20.
2nd chance points-WEBER 10, BYU 17.

GAME #9

No. 20 Brigham Young University 61
No. 9 Michigan State 68

December 8, 2007
Energy Solutions Arena • Salt Lake City, Utah (16,412)

Table with columns for Player, FG, 3PT, FT, REBOUNDS, PF, A, TO, BLK, S, MIN. Rows include players like Morgan, Gray, Sutton, etc.

TOTAL FG%, 3PT FG%, FT% summary table.

Table with columns for Player, FG, 3PT, FT, REBOUNDS, PF, A, TO, BLK, S, MIN. Rows include players like Plaisted, Tavernari, Burgess, etc.

TOTAL FG%, 3PT FG%, FT% summary table.

Officials: Donnee Gray, Rick Hartzell, Terry Wymer
Score by Periods: 1st 2nd Total

Points in the paint-MICHST 28, BYU 12. Points off turnovers-MICHST 13, BYU 12.
2nd chance points-MICHST 19, BYU 9.

GAME #10

No. 25 Brigham Young University 88
Lamar 66

December 12, 2006
Marriott Center • Provo, Utah (8,130)

Table with columns for Player, FG, 3PT, FT, REBOUNDS, PF, A, TO, BLK, S, MIN. Rows include players like Nabors, Sanders, Nweve, etc.

TOTAL FG%, 3PT FG%, FT% summary table.

Table with columns for Player, FG, 3PT, FT, REBOUNDS, PF, A, TO, BLK, S, MIN. Rows include players like Cummings, Collinsworth, Plaisted, etc.

TOTAL FG%, 3PT FG%, FT% summary table.

Officials: David Hall, Chris Rastatter, Darron George
Score by Periods: 1st 2nd Total

Points in the paint-LU 48, BYU 34. Points off turnovers-LU 19, BYU 11.
2nd chance points-LU 4, BYU 19.

GAME #11

No. 25 Brigham Young University 86
Pepperdine 67

December 15, 2007
Marriott Center • Provo, Utah (11,547)

Table with columns for Player, FG, 3PT, FT, REBOUNDS, PF, A, TO, BLK, S, MIN. Rows include players like Thomas, Holmes, Johnson, etc.

TOTAL FG%, 3PT FG%, FT% summary table.

Table with columns for Player, FG, 3PT, FT, REBOUNDS, PF, A, TO, BLK, S, MIN. Rows include players like Cummings, Collinsworth, Plaisted, etc.

TOTAL FG%, 3PT FG%, FT% summary table.

Officials: Rick Batsell, Byrne Haskins, Sam Haddad
Score by Periods: 1st 2nd Total

Points in the paint-PEP 24, BYU 46. Points off turnovers-PEP 19, BYU 23.
2nd chance points-PEP 14, BYU 12.

GAME #12

No. 21 Brigham Young University 70
Southern Utah 55

December 21, 2007
Marriott Center • Provo, Utah (9,742)

Table with columns for Player, FG, 3PT, FT, REBOUNDS, PF, A, TO, BLK, S, MIN. Rows include players like Adepoju, Payne, Sorenson, etc.

TOTAL FG%, 3PT FG%, FT% summary table.

Table with columns for Player, FG, 3PT, FT, REBOUNDS, PF, A, TO, BLK, S, MIN. Rows include players like Cummings, Collinsworth, Plaisted, etc.

TOTAL FG%, 3PT FG%, FT% summary table.

Officials: David Hall, Steve Welmer, Bill Kennedy
Score by Periods: 1st 2nd Total

Points in the paint-SUU 18, BYU 31. Points off turnovers-SUU 18, BYU 20.
2nd chance points-SUU 9, BYU 6.



GAME #13

No. 20 Brigham Young University **70**
Boise State **73**

December 29, 2007

Taco Bell Arena • Boise, Idaho (8,779)

BYU Cougars 10-3		tot-fg		3-pt		rebounds		ft		a		to		blk		s		min	
#	Player	fg	fga	fg	fga	ft	fta	of	de	pf	tp	a	to	blk	s	min			
30	CUMMARD, Lee	f	9	14	2	7	6	3	3	6	4	26	2	2	2	0	32		
41	COLLINSWORTH, C.	f	4	0	1	0	0	0	4	4	1	2	0	0	1	0	17		
44	PLAISTED, Trent	c	4	11	0	0	4	9	2	7	3	12	2	0	0	0	32		
20	BURGESS, Sam	g	4	4	3	3	0	1	1	2	3	11	3	1	0	1	28		
24	MURDOCK, Ben	g	0	5	0	2	4	4	0	2	2	5	4	2	3	0	1	29	
01	LOYD, JR., Michael	g	1	0	0	0	0	0	1	1	0	0	0	1	0	0	6		
05	ROSE, Archie	g	0	0	0	0	0	0	0	0	0	0	0	0	0	0	2		
10	IVANOVIC, Vuk	g	0	0	0	0	0	1	1	0	0	2	0	0	0	0	7		
14	MARTINEAU, Nick	g	0	0	0	0	0	0	0	0	1	0	0	0	0	0	4		
32	FREDETTE, Jimmer	g	4	9	3	8	0	0	1	1	0	11	0	1	0	2	21		
45	TAVERNARI, Jon.	g	1	8	0	6	2	2	1	5	6	1	4	1	2	1	0	21	
54	MILES, Chris	g	1	0	0	0	0	1	1	1	0	0	0	0	0	0	1	5	
TEAM																			
Totals.....		23		57		8		27		16		21		8		26		34	

TOTAL FG%	1st Half: 44.30%	2nd Half: 37.83%	Game: 40.4%	DEADBALL
3Pt FG%	1st Half: 52.47%	2nd Half: 33.33%	Game: 28.0%	REBOUNDS
F Throw %	1st Half: 57.14%	2nd Half: 70.0%	Game: 70.2%	3

Boise State 9-3		tot-fg		3-pt		rebounds		ft		a		to		blk		s		min	
#	Player	fg	fga	fg	fga	ft	fta	of	de	pf	tp	a	to	blk	s	min			
20	Tiedeman, Reggie	f	2	9	1	4	0	2	2	2	4	2	5	4	3	0	33		
24	Larry, Tyler	f	7	15	0	4	5	6	2	5	7	1	19	2	3	0	0	35	
22	Nelson, Matt	c	7	7	0	0	4	7	4	7	11	3	18	5	0	0	1	34	
11	Thomas, Anthony	g	2	7	1	4	4	0	2	2	5	9	5	3	0	1	33		
15	Bauscher, Matt	g	4	8	3	6	0	0	1	4	5	2	11	0	1	0	2	33	
04	Greene, James	g	2	2	1	0	0	0	1	1	0	0	0	1	0	0	9		
25	Noonan, Paul	g	3	6	2	4	0	0	1	1	8	2	0	0	1	0	22		
43	Sanchez, Mark	g	0	2	0	1	0	0	0	1	0	0	0	0	0	0	3		
50	Cunningham, Kurt	g	1	1	0	0	1	2	2	3	1	3	1	2	1	0	8		
TEAM																			
Totals.....		26		57		7		24		14		21		10		26		35	

TOTAL FG%	1st Half: 38.57%	2nd Half: 31.82%	Game: 45.6%	DEADBALL
3Pt FG%	1st Half: 27.3%	2nd Half: 30.8%	Game: 29.2%	REBOUNDS
F Throw %	1st Half: 50.0%	2nd Half: 76.9%	Game: 66.7%	22

Officials: Bob Staffen, Stanley Reynolds, Ronnie Hernandez
Technical fouls: BYU-None. BOISE STATE-None.

Score by Periods	1st	2nd	Total
BYU	38	32	70
BOISE STATE	27	46	73

Points in the paint-BY 22,BOISE-ST 26. Points off turnovers-BY 14,BOISE-ST 13.
2nd chance points-BY 7,BOISE-ST 12. Fast break points-BY 5,BOISE-ST 4.
Bench points-BY 15,BOISE-ST 11. Score tied-3 times. Lead changed-4 times.
Last FG-BY 2nd-01:58, BST 2nd-00:32. Largest lead-BY by 12 1st-05:04, BST by 8 2nd-02:56.

GAME #15

Brigham Young University **79**
Wake Forest **62**

January 8, 2008

Joel Coliseum • Winston-Salem, N.C. (12,252)

BYU 11-4		tot-fg		3-pt		rebounds		ft		a		to		blk		s		min	
#	Player	fg	fga	fg	fga	ft	fta	of	de	pf	tp	a	to	blk	s	min			
44	PLAISTED, Trent	f	3	10	0	0	2	4	6	10	2	8	1	3	0	0	23		
45	TAVERNARI, Jon.	f	2	11	2	9	3	4	2	6	8	2	9	1	4	0	1	30	
20	BURGESS, Sam	g	1	3	1	3	0	0	1	2	3	1	3	0	2	0	1	21	
24	MURDOCK, Ben	g	2	4	2	4	0	0	1	2	3	3	6	4	2	0	1	26	
30	CUMMARD, Lee	g	7	17	1	5	0	0	2	3	5	5	15	2	3	0	0	33	
01	LOYD, JR., Michael	g	1	2	1	1	0	0	0	0	0	0	0	0	0	0	0	10	
05	ROSE, Archie	g	0	0	0	0	0	0	0	0	0	0	0	0	0	0	0	5	
10	IVANOVIC, Vuk	g	0	0	0	0	0	0	0	0	0	0	0	0	0	0	0	2	
14	MARTINEAU, Nick	g	0	1	0	0	0	0	0	0	0	1	0	0	0	0	0	6	
32	FREDETTE, Jimmer	g	6	13	3	9	0	0	0	0	0	2	15	2	0	2	22		
41	COLLINSWORTH, Chris	g	1	0	0	0	0	0	1	3	4	0	0	0	0	0	0	10	
54	MILES, Chris	g	1	2	0	0	1	4	1	0	1	3	4	2	1	0	0	15	
TEAM																			
Totals.....		23		64		10		31		6		12		22		38		62	

TOTAL FG%	1st Half: 55.34%	2nd Half: 49.4%	Game: 56.9%	DEADBALL
3Pt FG%	1st Half: 30.8%	2nd Half: 23.0%	Game: 32.3%	REBOUNDS
F Throw %	1st Half: 50.0%	2nd Half: 50.0%	Game: 50.0%	9

Wake Forest 11-3		tot-fg		3-pt		rebounds		ft		a		to		blk		s		min	
#	Player	fg	fga	fg	fga	ft	fta	of	de	pf	tp	a	to	blk	s	min			
23	Johnson, James	f	7	11	2	4	3	4	1	5	6	2	19	1	2	2	2	34	
13	McFarland,Chas	c	5	13	0	1	1	1	3	4	7	5	11	2	1	2	2	31	
00	Teague,Jeff	g	8	10	2	2	8	0	3	3	1	26	3	4	2	5	35		
10	Smith,Ishmael	g	4	8	0	1	2	2	1	6	7	0	10	4	2	1	0	37	
42	Williams,L.D.	g	1	5	0	1	0	0	1	2	3	2	2	2	0	0	18		
02	Clark,Gary	g	0	0	0	0	0	0	0	0	0	0	0	0	0	0	2		
04	Hale,Henry	g	4	7	1	4	0	1	0	1	1	3	9	0	0	1	19		
11	Stanley,Jerome	g	0	1	0	0	0	0	2	2	0	0	1	0	0	0	9		
31	Skeen,Jamie	g	0	2	0	1	0	1	4	5	0	0	0	0	1	0	12		
44	Weaver,David	g	1	1	0	0	0	0	2	2	0	2	0	1	0	0	3		
TEAM																			
Totals.....		30		58		5		14		14		16		7		28		35	

TOTAL FG%	1st Half: 50.98%	2nd Half: 40.7%	Game: 51.7%	DEADBALL
3Pt FG%	1st Half: 50.0%	2nd Half: 16.7%	Game: 35.7%	REBOUNDS
F Throw %	1st Half: 50.0%	2nd Half: 81.8%	Game: 67.5%	1

Officials: Jamie Luckie, Doug Simmons, Tim Nestor
Technical fouls: BYU-None. Wake Forest-None.

Score by Periods	1st	2nd	Total
BYU	32	30	62
Wake Forest	49	30	79

Points in the paint-BY 20,WF 34. Points off turnovers-BY 22,WF 21.
2nd chance points-BY 14,WF 9. Fast break points-BY 0,WF 8.
Bench points-BY 21,WF 11. Score tied-3 times. Lead changed-0 times.
Last FG-BY 2nd-01:39, WF 2nd-00:38. Largest lead-BY None, WF by 19 2nd-19:23.

GAME #17

Brigham Young University **41**
UNLV **70**

January 15, 2008

Thomas & Mack Center • Las Vegas, Nev. (13,074)

BYU 12-5, 1-1		tot-fg		3-pt		rebounds		ft		a		to		blk		s		min	
#	Player	fg	fga	fg	fga	ft	fta	of	de	pf	tp	a	to	blk	s	min			
45	TAVERNARI, Jon.	f	1	9	1	5	0	0	1	2	3	0	3	0	1	2	26		
44	PLAISTED, Trent	c	2	3	0	0	1	1	0	1	5	6	1	5	0	1	0	23	
20	BURGESS, Sam	g	0	5	0	2	2	0	4	4	5	2	2	1	0	0	25		
24	MURDOCK, Ben	g	2	5	0	3	2	2	0	1	1	2	6	2	3	0	1	32	
30	CUMMARD, Lee	g	4	9	1	4	2	2	2	3	5	3	11	0	4	0	0	33	
01	LOYD, JR., Michael	g	1	0	0	0	0	0	0	0	0	0	0	0	0	0	0	8	
05	ROSE, Archie	g	1	1	0	0	0	0	0	0	0	0	0	0	0	0	0	3	
14	MARTINEAU, Nick	g	0	0	0	0	0	0	0	0	0	0	0	0	0	0	0	5	
32	FREDETTE, Jimmer	g	1	2	1	2	0	0	0	0	0	0	2	3	0	0	0	10	
41	COLLINSWORTH, C	g	0	3	0	2	0	0	1	1	0	1	1	0	0	0	0	18	
54	MILES, Chris	g	4	7															



GAME #18

Brigham Young University 55
Utah 52

January 19, 2008
Huntsman Center • Salt Lake City, Utah (14,224)

BYU Cougars 13-5, 2-1
Player
30 CUMMARD, Lee
45 TAVERNARI, Jon.
44 PLAISTED, Trent
20 BURGESS, Sam
24 MURDOCK, Ben
01 LOYD, JR., Michael
32 FREDETTE, Jimmer
41 COLLINSWORTH, C
54 MILES, Chris
TEAM
Totals.....

TOTAL FG% 1st Half: 9-32 28.1% 2nd Half: 11-28 39.3% Game: 33.3% DEADBALL REBOUNDS 1
3Pt. FG% 1st Half: 0-7 0.0% 2nd Half: 3-10 30.0% Game: 17.6%
F Throw % 1st Half: 8-9 88.9% 2nd Half: 4-6 66.7% Game: 80.0%

Utah 10-6, 1-2
Player
15 BROWN, Carlton
21 GREEN, Shaun
50 NEVILL, Luke
11 BORHA, Lawrence
32 KEPKAY, Tyler
01 BRYANT, Johnnie
05 DRCA, Luka
14 TILLIE, Kim
45 GRIM, Morgan
TEAM
Totals.....

TOTAL FG% 1st Half: 9-29 31.0% 2nd Half: 13-31 41.9% Game: 38.6% DEADBALL REBOUNDS 2
3Pt. FG% 1st Half: 2-6 33.3% 2nd Half: 4-10 40.0% Game: 24.4%
F Throw % 1st Half: 3-3 100% 2nd Half: 2-5 40.0% Game: 62.5%

Officials: David Hall, Eric Curry, Mike Reed
Technical fouls: BYU Cougars-None. Utah-None.
Score by Periods 1st 2nd Total
BYU Cougars 26 29 55
Utah 23 29 52

Points in the paint-BY 24, UT 30. Points off turnovers-BY 9, UT 2.
2nd chance points-BY 7, UT 6. Fast break points-BY 7, UT 4.
Bench points-BY 16, UT 19. Score tied 6 times. Lead changed-11 times.
Last FG-BY 2nd-02:32, UT 2nd-01:41. Largest lead-BY by 7 2nd-08:48, UT by 5 1st-18:19.

GAME #20

Brigham Young University 83
New Mexico 66

January 26, 2008
Marriott Center • Provo, Utah (19,932)

New Mexico 16-5, 3-3
Player
30 MARTINEZ, Roman
53 FARIS, Daniel
05 GARY, Dairsee
15 GIDDENS, J.R.
33 TOPPERT, Chad
02 WILLS, Jonathan
04 HARRIS, Johnnie
10 SMITH, Jamal
22 PEGUES, Monquel
24 PRENTICE, Darren
TEAM
Totals.....

TOTAL FG% 1st Half: 9-33 27.3% 2nd Half: 13-31 41.9% Game: 34.4% DEADBALL REBOUNDS 4
3Pt. FG% 1st Half: 1-5 20.0% 2nd Half: 5-13 38.5% Game: 32.3%
F Throw % 1st Half: 5-6 83.3% 2nd Half: 11-15 73.3% Game: 76.2%

BYU Cougars 15-5, 4-1
Player
30 CUMMARD, Lee
45 TAVERNARI, Jon.
44 PLAISTED, Trent
20 BURGESS, Sam
24 MURDOCK, Ben
01 LOYD, JR., Michael
05 ROSE, Archie
14 MARTINEAU, Nick
32 FREDETTE, Jimmer
41 COLLINSWORTH, C
54 MILES, Chris
TEAM
Totals.....

TOTAL FG% 1st Half: 15-29 51.7% 2nd Half: 12-24 50.0% Game: 50.9% DEADBALL REBOUNDS 6
3Pt. FG% 1st Half: 8-11 72.7% 2nd Half: 5-10 50.0% Game: 61.3%
F Throw % 1st Half: 9-11 81.8% 2nd Half: 10-18 55.6% Game: 55.2%

Officials: Dick Carmell, Stanley Reynolds, Larry Spaulding
Technical fouls: New Mexico-None. BYU Cougars-None.
Score by Periods 1st 2nd Total
New Mexico 24 42 66
BYU Cougars 44 39 83

Points in the paint-NM 26, BY 20. Points off turnovers-NM 15, BY 6.
2nd chance points-NM 15, BY 8. Fast break points-NM 0, BY 2.
Bench points-NM 22, BY 16. Score tied-1 time. Lead changed-0 times.
Last FG-NM 2nd-00:21, BY 2nd-04:01. Largest lead-NM None, BY by 34 2nd-08:00.

GAME #22

Brigham Young University 73
Wyoming 63

February 2, 2008
Arena Auditorium • Laramie, Wyoming (5,956)

BYU 17-5, 6-1
Player
30 CUMMARD, Lee
45 TAVERNARI, Jon.
44 PLAISTED, Trent
20 BURGESS, Sam
24 MURDOCK, Ben
01 LOYD, JR., Michael
05 ROSE, Archie
32 FREDETTE, Jimmer
41 COLLINSWORTH, C
54 MILES, Chris
TEAM
Totals.....

TOTAL FG% 1st Half: 13-34 38.2% 2nd Half: 11-26 42.3% Game: 40.0% DEADBALL REBOUNDS 2
3Pt. FG% 1st Half: 5-14 35.7% 2nd Half: 3-13 23.1% Game: 34.6%
F Throw % 1st Half: 6-6 100% 2nd Half: 3-3 100% Game: 77.3%

Wyoming 8-12, 2-6
Player
05 DERMODY, Ryan
20 TAYLOR, Joseph
13 LUNSKENS, Mikhail
01 JONES, Brad
23 EWING, Brandon
21 JOHNSON, Tyson
32 NELSON, Travis
55 BUNKER, Travis
TEAM
Totals.....

TOTAL FG% 1st Half: 12-28 42.9% 2nd Half: 12-32 40.6% Game: 41.7% DEADBALL REBOUNDS 3
3Pt. FG% 1st Half: 0-7 0.0% 2nd Half: 4-13 30.8% Game: 68.4%
F Throw % 1st Half: 11-13 84.6% 2nd Half: 2-3 66.7% Game: 75.0%

Officials: Eric Curry, Eddie Jackson and Brian Sorenson
Technical fouls: BYU Cougars-None. Wyoming Cowboys-None.
Score by Periods 1st 2nd Total
BYU Cougars 37 36 73
Wyoming Cowboys 35 28 63

Points in the paint-BY 22, WY 48. Points off turnovers-BY 14, WY 18.
2nd chance points-BY 11, WY 11. Fast break points-BY 4, WY 4.
Bench points-BY 7, WY 18. Score tied-3 times. Lead changed-2 times.
Last FG-BY 2nd-02:31, WY 2nd-00:23. Largest lead-BY by 12 2nd-00:34, WY by 3 1st-03:19.

GAME #19

Brigham Young University 59
San Diego State 56

January 23, 2008
Marriott Center • Provo, Utah (12,044)

San Diego State 14-5, 3-1
Player
31 WADE, Lorenzo
32 WHITE, Billy
43 AMOROSO, Ryan
15 SPANIN, Kyle
23 GAY, D.J.
02 JOHNSON, J
03 WILLIAMS, Richie
05 PASTOREK, Jon
21 THOMAS, Matt
30 LAMB, Chris
40 DAVIS, Kelvin
TEAM
Totals.....

TOTAL FG% 1st Half: 11-28 39.3% 2nd Half: 10-29 34.5% Game: 36.8% DEADBALL REBOUNDS 1
3Pt. FG% 1st Half: 2-7 28.6% 2nd Half: 3-10 30.0% Game: 23.5%
F Throw % 1st Half: 4-4 100% 2nd Half: 6-7 85.7% Game: 50.0%

BYU Cougars 14-5, 3-1
Player
30 CUMMARD, Lee
45 TAVERNARI, Jon.
44 PLAISTED, Trent
20 BURGESS, Sam
24 MURDOCK, Ben
01 LOYD, JR., Michael
32 FREDETTE, Jimmer
41 COLLINSWORTH, C
54 MILES, Chris
TEAM
Totals.....

TOTAL FG% 1st Half: 11-36 30.6% 2nd Half: 10-25 40.0% Game: 34.4% DEADBALL REBOUNDS 4
3Pt. FG% 1st Half: 3-10 30.0% 2nd Half: 4-10 40.0% Game: 24.4%
F Throw % 1st Half: 2-3 66.7% 2nd Half: 10-18 55.6% Game: 55.2%

Officials: Verne Harris, Scott Thornley, Mike Szyphers
Technical fouls: San Diego State-None. BYU Cougars-None.
Score by Periods 1st 2nd Total
San Diego State 28 28 56
BYU Cougars 27 32 59

Points in the paint-SD 26, BY 26. Points off turnovers-SD 9, BY 14.
2nd chance points-SD 4, BY 8. Fast break points-SD 6, BY 6.
Bench points-SD 0, BY 11. Score tied-8 times. Lead changed-6 times.
Last FG-SD 2nd-01:11, BY 2nd-02:06. Largest lead-SD by 9 1st-08:39, BY by 6 2nd-06:10.

GAME #21

Brigham Young University 69
Air Force 53

January 30, 2008
Clune Areen • Colorado Springs, Colo. (4,954)

BYU Cougars 16-5, 5-1
Player
30 CUMMARD, Lee
45 TAVERNARI, Jon.
44 PLAISTED, Trent
20 BURGESS, Sam
24 MURDOCK, Ben
01 LOYD, JR., Michael
32 FREDETTE, Jimmer
41 COLLINSWORTH, C
54 MILES, Chris
TEAM
Totals.....

TOTAL FG% 1st Half: 11-29 38.3% 2nd Half: 15-24 62.5% Game: 50.0% DEADBALL REBOUNDS 2
3Pt. FG% 1st Half: 4-15 26.7% 2nd Half: 6-12 50.0% Game: 37.0%
F Throw % 1st Half: 3-9 33.3% 2nd Half: 4-10 40.0% Game: 70.0%

Air Force 11-8, 3-3
Player
31 HOLLAND, Matt
42 JOHNSON, Anwar
44 MAREN, Keith
12 ANDERSON, Tim
35 WASHINGTON, Evan
10 HENKE, Andrew
13 EL-AMIN, Saj
14 HOOD, Adam
32 KENZIG, Eric
TEAM
Totals.....

TOTAL FG% 1st Half: 7-23 30.4% 2nd Half: 9-18 50.0% Game: 39.0% DEADBALL REBOUNDS 3
3Pt. FG% 1st Half: 3-11 27.3% 2nd Half: 4-10 40.0% Game: 33.3%
F Throw % 1st Half: 7-9 77.8% 2nd Half: 3-5 60.0% Game: 66.7%

Officials: Randy McCall, Mark Whitehead, Ruben Ramos
Technical fouls: BYU-None. Air Force-None.
Score by Periods 1st 2nd Total
BYU 29 40 69
Air Force 24 29 53

Points in the paint-BY 18, AF 20. Points off turnovers-BY 15, AF 11.
2nd chance points-BY 7, AF 7. Fast break points-BY 0, AF 2.
Bench points-BY 12, AF 5. Score tied-4 times. Lead changed-0 times.
Last FG-BY 2nd-00:22, AF 2nd-02:44. Largest lead-BY by 16 2nd-03:31, AF None.

GAME #23

Brigham Young University 83
TCU 72

February 6, 2008
Marriott Center • Provo, Utah (16,042)

TCU 11-10, 3-5
Player
32 LANGFORD, Kevin
42 ORTIZ, John
03 EBIE, Jason
12 HACKETT, Brent
24 SALTER, Henry
01 SCOTT, Mike
05 OWENS, Neiman
10 MORONES, Martiese
11 WALL, Ryan
22 MITCHEM, Keion
33 PARKER, Alvaro
41 TAUSCHER, Luke
TEAM
Totals.....

TOTAL FG% 1st Half: 15-39 38.5% 2nd Half: 14-27 51.9% Game: 43.9% DEADBALL REBOUNDS 2
3Pt. FG% 1st Half: 5-13 38.5% 2nd Half: 3-7 42.9% Game: 38.1%
F Throw % 1st Half: 0-0 0.0% 2nd Half: 6-6 100% Game: 66.7%

BYU Cougars 18-5, 7-1
Player
30 CUMMARD, Lee
45 TAVERNARI, Jon.
44 PLAISTED, Trent
20 BURGESS, Sam
24 MURDOCK, Ben
01 LOYD, JR., Michael
32 FREDETTE, Jimmer
41 COLLINSWORTH, C
54 MILES, Chris
TEAM
Totals.....

TOTAL FG% 1st Half: 17-30 56.7% 2nd Half: 18-25 72.0% Game: 60.0% DEADBALL REBOUNDS 0
3Pt. FG% 1st Half: 6-14 42.9% 2nd Half: 8-25 32.0% Game: 38.1%
F Throw % 1st Half: 3-4 75.0% 2nd Half: 6-7 85.7% Game: 81.8%

Officials: Rick Batsell, Stanley Reynolds, Kevin Brill
Technical fouls: TCU-None. BYU Cougars-None.
Score by Periods 1st 2nd Total
TCU 35 37 72
BYU Cougars 43 40 83

Points in the paint-TCU 34, BY 42. Points off turnovers-TCU 17, BY 21.
2nd chance points-TCU 11, BY 5. Fast break points-TCU 2, BY 6.
Bench points-TCU 24, BY 23. Score tied-0 times. Lead changed-0 times.
Last FG-TCU 2nd-00:10, BY 2nd-00:22. Largest lead-TCU None, BY by 20 2nd-07:38.

07-08 BOX SCORES



GAME #24

Brigham Young University 79

Colorado State 65

February 13, 2008
Moby Arena • Fort Collins, Colo. (2,728)

#	Player	tot-fg		3-pt		rebounds		ft	fta	of	de	tot	pf	tp	a	to	blk	s	min
		fg	fga	fg	fga	ft	fta												
21	TAVERNARI, Jon.	f	2	6	2	5	4	4	2	8	10	3	10	1	0	0	0	0	29
44	PLAISTED, Trent	c	9	9	0	0	3	7	2	3	5	4	21	0	0	0	0	0	22
20	BURGESS, Sam	g	4	10	2	6	0	0	0	2	2	1	10	2	1	2	1	36	
24	MURDOCK, Ben	g	5	9	2	6	1	4	0	3	3	1	13	6	1	0	0	36	
30	CUMMARD, Lee	g	9	15	2	5	2	3	3	5	8	1	22	5	1	0	0	38	
01	LOYD, JR., Michael	g	0	0	0	0	0	0	0	0	0	0	0	0	0	0	0	4	
14	MARTINEAU, Nick	g	0	0	0	0	0	0	0	0	0	0	0	0	0	0	0	1	
32	FREDETTE, Jimmer	g	0	1	0	1	0	0	0	0	0	0	0	0	0	0	0	7	
41	COLLINSWORTH, Chris	g	1	4	0	0	1	2	2	4	0	3	0	1	2	1	1	12	
54	MILES, Chris	g	1	0	0	0	0	1	0	1	0	1	0	1	1	0	0	15	
TEAM		2																	
Totals		30 55 8 23 11 19 12 26 38 15 79 16 10 4 5 200																	

TOTAL FG%	1st Half: 44-28 48.3%	2nd Half: 16-26 61.5%	Game: 54.5%	DEADBALL
3-Pt. FG%	1st Half: 4-11 36.4%	2nd Half: 4-12 33.3%	Game: 34.0%	REBOUNDS
F Throw %	1st Half: 2-5 40.0%	2nd Half: 9-14 64.3%	Game: 57.5%	3

#	Player	tot-fg		3-pt		rebounds		ft	fta	of	de	tot	pf	tp	a	to	blk	s	min
		fg	fga	fg	fga	ft	fta												
13	McFARLAND, Andre	f	5	7	3	3	2	2	0	3	3	15	2	0	0	0	0	0	24
30	CREASON, Stuart	c	7	13	0	0	10	10	2	4	6	5	24	1	2	0	0	0	30
40	WALKER, Marcus	g	2	18	1	7	2	3	0	4	4	2	7	2	2	0	0	0	35
12	NIGON, Adam	g	0	0	0	0	0	0	0	0	0	0	2	2	0	0	0	22	
22	WOODARD, Jesse	g	1	2	1	1	2	0	1	1	1	4	2	1	0	0	0	19	
03	CLAYMAN, Flynn	g	2	6	0	3	0	1	1	2	5	4	0	0	0	0	0	18	
11	COHEN, David	g	1	2	1	0	0	1	0	1	0	4	3	0	1	0	0	24	
21	SIMMONS, Josh	g	4	6	0	1	0	1	2	3	3	8	3	2	0	0	0	28	
TEAM		3																	
Totals		22 54 6 16 15 17 8 18 26 23 65 12 10 0 6 200																	

TOTAL FG%	1st Half: 11-29 37.9%	2nd Half: 11-25 44.0%	Game: 40.7%	DEADBALL
3-Pt. FG%	1st Half: 3-8 37.5%	2nd Half: 3-7 42.9%	Game: 37.5%	REBOUNDS
F Throw %	1st Half: 6-6 100%	2nd Half: 8-11 72.7%	Game: 88.2%	0

Officials: Verne Harris, Larry Spaulding, Mike Giarratano
Technical fouls: BYU-None. Colorado State-None.

Score by Periods	1st	2nd	Total
BYU	34	45	79
Colorado State	31	34	65

Points in the paint-BY 38,CS 22. Points off turnovers-BY 11,CS 15.
2nd chance points-UT 16,CS 4. Fast break points-BY 2,CS 0.
Bench points-BY 3,CS 15. Score tied-0 times. Lead changed-0 times.
Last FG-BY 2nd-01:47, CS 2nd-03:04. Largest lead-BY by 19 2nd-10:18, CS None.

GAME #26

Brigham Young University 67

Utah 59

February 20, 2008
Marriott Center • Provo, Utah (19,460)

#	Player	tot-fg		3-pt		rebounds		ft	fta	of	de	tot	pf	tp	a	to	blk	s	min
		fg	fga	fg	fga	ft	fta												
21	GREEN, Shaun	f	2	4	2	3	0	0	1	4	5	3	6	2	1	1	0	0	36
50	NEVILL, Luke	c	5	14	0	0	1	1	2	3	4	11	0	0	0	0	0	0	21
11	BORHA, Lawrence	g	4	10	0	4	0	1	0	7	7	4	12	1	2	0	0	32	
15	BROWN, Carlon	g	1	3	0	0	0	0	0	0	0	2	2	1	1	0	0	14	
32	KEPKAY, Tyler	g	0	3	0	1	0	0	0	1	1	0	0	0	0	0	0	19	
01	BRYANT, Johnnie	g	6	13	3	7	0	0	0	4	4	3	15	1	4	0	0	29	
05	DRCA, Luka	g	3	9	1	5	2	2	4	6	4	9	4	4	0	0	0	27	
14	TILLIE, Kim	g	1	2	0	0	2	1	4	5	3	4	0	0	0	0	0	17	
45	GRIM, Morgan	g	0	1	0	0	0	1	1	2	1	0	0	0	0	0	0	5	
TEAM		1																	
Totals		22 59 6 20 9 10 7 27 34 25 59 10 13 5 5 200																	

TOTAL FG%	1st Half: 10-30 33.3%	2nd Half: 12-29 41.4%	Game: 37.3%	DEADBALL
3-Pt. FG%	1st Half: 2-9 22.2%	2nd Half: 4-11 36.4%	Game: 30.0%	REBOUNDS
F Throw %	1st Half: 4-4 100%	2nd Half: 5-8 62.5%	Game: 80.0%	0

#	Player	tot-fg		3-pt		rebounds		ft	fta	of	de	tot	pf	tp	a	to	blk	s	min
		fg	fga	fg	fga	ft	fta												
20	BURGESS, Sam	*	0	3	0	1	0	0	1	7	8	4	0	4	0	0	0	0	28
24	MURDOCK, Ben	*	1	1	1	1	2	0	3	3	0	5	4	3	0	0	0	0	34
30	CUMMARD, Lee	*	3	6	1	2	7	8	2	9	11	14	2	3	1	0	0	34	
44	PLAISTED, Trent	*	2	9	0	0	5	9	2	1	3	1	9	1	1	0	0	30	
45	TAVERNARI, Jon.	*	7	15	3	6	3	4	0	4	4	2	20	3	1	0	0	34	
01	LOYD, JR., Michael	g	0	3	0	1	0	0	0	0	0	0	0	0	0	0	0	3	
32	FREDETTE, Jimmer	g	4	7	2	4	4	0	3	3	1	14	0	1	0	0	0	22	
41	COLLINSWORTH, Chris	g	0	1	0	0	2	0	1	2	2	5	0	1	0	0	0	8	
54	MILES, Chris	g	2	3	0	1	2	0	2	2	2	5	0	1	0	0	0	7	
TEAM		2																	
Totals		19 48 7 15 22 32 7 31 38 13 67 11 13 4 8 200																	

TOTAL FG%	1st Half: 10-23 43.5%	2nd Half: 9-25 36.0%	Game: 39.6%	DEADBALL
3-Pt. FG%	1st Half: 4-9 44.4%	2nd Half: 3-6 50.0%	Game: 46.7%	REBOUNDS
F Throw %	1st Half: 9-15 60.0%	2nd Half: 13-17 76.5%	Game: 68.8%	5

Officials: Scott Thornley, Bobby Vetkoetter, Winston Smith
Technical fouls: Utah-None. BYU Cougars-None.

Score by Periods	1st	2nd	Total
Utah	26	33	59
BYU Cougars	33	34	67

Points in the paint-UT 24,BY 16. Points off turnovers-UT 9,BY 14.
2nd chance points-UT 12,BY 10. Fast break points-UT 2,BY 0.
Bench points-UT 28,BY 19. Score tied-2 times. Lead changed-4 times.
Last FG-UT 2nd-00:36, BY 2nd-01:03. Largest lead-UT by 2 1st-17:08, BY by 8 2nd-00:23.

GAME #25

Brigham Young University 74

UNLV 48

February 16, 2008
Marriott Center • Provo, Utah (22,580)

#	Player	tot-fg		3-pt		rebounds		ft	fta	of	de	tot	pf	tp	a	to	blk	s	min
		fg	fga	fg	fga	ft	fta												
15	BAILEY, Corey	f	5	11	0	1	0	1	2	3	1	10	2	2	1	1	0	28	
45	DARGER, Joe	f	3	5	2	2	1	2	0	2	2	5	9	0	0	0	0	0	27
01	ADAMS, Wink	g	2	14	1	2	4	0	3	3	2	9	3	1	0	2	0	34	
24	ROUGEAU, Rene	g	3	11	0	0	1	2	4	6	4	6	1	2	0	2	0	21	
31	TERRY, Curtis	g	2	10	0	2	3	1	3	4	2	6	2	4	0	0	0	32	
00	RUTLEDGE, Mareco	g	1	1	0	0	2	4	1	0	1	2	4	0	0	0	0	13	
05	WALLACE, Kendall	g	0	2	0	0	0	0	2	1	0	0	1	0	0	0	0	10	
10	HOFFMAN, Scott	g	0	0	0	0	0	0	0	0	0	0	0	0	0	0	0	1	
12	CAGE, Troy	g	2	7	0	1	0	0	6	12	0	4	2	3	0	0	0	21	
34	SHAW, Matt	g	0	1	0	0	0	0	0	0	0	3	5	0	0	0	0	13	
TEAM		2																	
Totals		18 62 3 8 9 14 13 25 38 22 48 10 15 1 8 200																	

TOTAL FG%	1st Half: 10-30 33.3%	2nd Half: 8-22 36.4%	Game: 29.0%	DEADBALL
3-Pt. FG%	1st Half: 2-5 40.0%	2nd Half: 3-8 37.5%	Game: 37.5%	REBOUNDS
F Throw %	1st Half: 1-2 50.0%	2nd Half: 3-4 75.0%	Game: 64.3%	1

#	Player	tot-fg		3-pt		rebounds		ft	fta	of	de	tot	pf	tp	a	to	blk	s	min
		fg	fga	fg	fga	ft	fta												
30	CUMMARD, Lee	f	7	10	2	3	2	3	0	3	3	18	1	2	2	2	0	0	32
45	TAVERNARI, Jon.	f	2	6	2	2	0	0	0	7	7	1	6	4	0	2	1	0	26
44	PLAISTED, Trent	c	8	17	0	0	6	8	3	4	7	22	2	3	1	2	29		
20	BURGESS, Sam	g	2	6	1	4	2	1	2	3	3	7	1	0	0	2	0	23	
24	MURDOCK, Ben	g	0	2	0	1	2												



GAME #30
No. 24 Brigham Young University 78
Wyoming 61

March 5, 2008
Marriott Center • Provo, Utah (14,724)

Table with columns for Player, #, fg, 3-pt, rebounds, etc. for Wyoming and BYU Cougars.

TOTAL FG%, 3Pt. FG%, F Throw % summary table for Game #30.

BYU Cougars 24-6, 13-2 summary table with player stats.

TOTAL FG%, 3Pt. FG%, F Throw % summary table for Game #30.

Officials: Scott Thornley, Randy McCall, Mark Reischling
Technical fouls: Wyoming Cowboys-None. BYU Cougars-None.

Score by Periods table for Game #30.

Points in the paint-WY 30, BY 22. Points off turnovers-WY 4, BY 15.
2nd chance points-WY 7, BY 12. Fast break points-WY 2, BY 8.

GAME #31
No. 24 Brigham Young University 61
TCU 54

March 8, 2008
Daniel-Meyer Coliseum • Fort Worth, Texas (5,777)

Table with columns for Player, #, fg, 3-pt, rebounds, etc. for TCU and BYU Cougars.

TOTAL FG%, 3Pt. FG%, F Throw % summary table for Game #31.

TCU 14-15, 6-10 summary table with player stats.

TOTAL FG%, 3Pt. FG%, F Throw % summary table for Game #31.

Officials: Bill Gracey, Bill Kennedy, Ronnie Hernandez
Technical fouls: BYU Cougars-None. TCU-None.

Score by Periods table for Game #31.

Points in the paint-BY 24, TCU 16. Points off turnovers-BY 11, TCU 12.
2nd chance points-BY 10, TCU 21. Fast break points-BY 11, TCU 2.

GAME #32
No. 24 Brigham Young University 89
Colorado State 62

March 13, 2008 • MWC Championship Quarterfinals
Thomas & Mack Center • Las Vegas, Nev. (6,843)

Table with columns for Player, #, fg, 3-pt, rebounds, etc. for Colorado State and BYU Cougars.

TOTAL FG%, 3Pt. FG%, F Throw % summary table for Game #32.

BYU Cougars 26-6 summary table with player stats.

TOTAL FG%, 3Pt. FG%, F Throw % summary table for Game #32.

Officials: Verne Harris, Mike Giarratano, Ronnie Hernandez
Technical fouls: Colorado State-None. BYU Cougars-None.

Score by Periods table for Game #32.

Points in the paint-CS 22, BY 32. Points off turnovers-CS 11, BY 26.
2nd chance points-CS 8, BY 5. Fast break points-CS 4, BY 7.

GAME #33
No. 24 Brigham Young University 63
San Diego State 54

March 14, 2008 • MWC Championship Semifinals
Thomas & Mack Center • Las Vegas, Nev. (13,913)

Table with columns for Player, #, fg, 3-pt, rebounds, etc. for San Diego State and BYU Cougars.

TOTAL FG%, 3Pt. FG%, F Throw % summary table for Game #33.

BYU Cougars 27-6 summary table with player stats.

TOTAL FG%, 3Pt. FG%, F Throw % summary table for Game #33.

Officials: Bob Staffen, Larry Spaulding, Eric Curry
Technical fouls: San Diego State-None. BYU Cougars-None.

Score by Periods table for Game #33.

Points in the paint-SD 30, BY 30. Points off turnovers-SD 10, BY 7.
2nd chance points-SD 2, BY 10. Fast break points-SD 4, BY 2.

GAME #34
No. 24 Brigham Young University 61
UNLV 76

March 15, 2008 • MWC Championship
Thomas & Mack Center • Las Vegas, Nev. (16,096)

Table with columns for Player, #, fg, 3-pt, rebounds, etc. for UNLV and BYU Cougars.

TOTAL FG%, 3Pt. FG%, F Throw % summary table for Game #34.

BYU Cougars 27-7 summary table with player stats.

TOTAL FG%, 3Pt. FG%, F Throw % summary table for Game #34.

Officials: David Hall, Verne Harris, Bob Staffen
Technical fouls: UNLV-None. BYU Cougars-None.

Score by Periods table for Game #34.

Points in the paint-LV 18, BY 24. Points off turnovers-LV 15, BY 7.
2nd chance points-LV 12, BY 8. Fast break points-LV 0, BY 7.

GAME #35
No. 24 Brigham Young University 77
Texas A&M 79

March 20, 2008 • NCAA Championship • First Round
Honda Center • Anaheim, Calif. (17,600)

Table with columns for Player, #, fg, 3-pt, rebounds, etc. for Texas A&M and BYU Cougars.

TOTAL FG%, 3Pt. FG%, F Throw % summary table for Game #35.

BYU Cougars 27-8 summary table with player stats.

TOTAL FG%, 3Pt. FG%, F Throw % summary table for Game #35.

Officials: Tim Higgins, Brian O'Connell, Emmanuel Upton
Technical fouls: Texas A&M-None. Brigham Young-None.

Score by Periods table for Game #35.

Points in the paint-TAM 32, BY 33. Points off turnovers-TAM 4, BY 18.
2nd chance points-TAM 9, BY 13. Fast break points-TAM 0, BY 4.



GUARD
6-3 • 190
ALPINE, UTAH
(SNOW COLLEGE)

SAM BURGESS

BYU CAREER CAPSULE: Sam Burgess is a 6-foot-3, 190-pound shooting guard who played in 93 games for BYU over three years after transferring from Snow College prior to the 2004-05 season. An excellent shooter and good defender, Burgess made a significant impact on BYU's 27-8 Mountain West Conference Championship team in 2007-08, starting every game as a senior. The team co-captain increased his scoring total from his junior year by 5.1 ppg while averaging 17.5 more minutes per contest, totaling 8.7 points, 3.5 rebounds and 1.9 assists per contest. Burgess played in 31 of 34

contests for the Cougars during their 2006-07 Mountain West Conference Championship campaign. He played in 27 of 30 games for BYU in 2004-05 before redshirting in 2005-06. As a freshman at Snow, he averaged 17.2 points per game and led the Scenic West Athletic Conference in three-point accuracy in 2001-02, making 49 percent (95-of-192) of his long-range attempts while shooting 53 percent overall from the floor. After playing at Snow, he left to serve a two-year mission for The Church of Jesus Christ of Latter-day Saints in Spokane, Wash., returning in May 2004.

CAREER HIGHS

POINTS: 18 vs. ISU (2008)
 FG MADE: 6 vs. ISU (2008)
 FG ATT: 11 vs. ISU (2008), vs. Chaminade (2005)
 FG %: 1.000 (5-5) vs. Utah (2007)
 3FG MADE: 4 vs. ISU (2008)
 3FG ATT: 7 vs. LMU (2008)
 3FG %: 1.000 (3-3) at Boise St., UNM, vs. AFA (2008) at UCLA (2007)
 FT MADE: 7 at UNM (2008)
 FT ATT: 8 at UNM (2008)
 FT %: 1.000 (4-4) vs. Louisville, UNM (2008), vs. Utah (2007)
 REB: 8 vs. Utah, at UNM (2008)
 ASSISTS: 5 vs. ISU, Hartford, Pepperdine (2008), vs. SUU (2007)
 STEALS: 3 vs. WOU (2007), MSU-Billings (2005)
 BLOCKS: 3 vs. Chaminade (2005)
 MINUTES: 41 at UNM (2008)

SAM BURGESS BYU CAREER TOTALS

YEAR	GP	GS	MIN	AVG	FG	FGA	PCT	3FG	FGA	PCT	FT	FTA	PCT	OFF	DEF	TOT	AVG	PF	FO	A	AVG	TO	BLK	STL	PTS	AVG
2004-05	27	1	215	8.0	19	70	.271	10	33	.303	9	11	.818	9	15	24	0.9	36	0	12	0.4	22	3	11	57	2.1
2006-07	31	0	315	10.2	39	70	.557	15	31	.484	18	27	.667	18	29	47	1.5	32	0	31	1.0	21	1	10	111	3.6
2007-08	35	35	970	27.7	95	212	.448	56	132	.424	59	71	.831	19	105	124	3.5	90	2	68	1.9	52	9	29	305	8.7
TOTAL	93	36	1500	16.1	153	352	.435	81	196	.413	86	109	.789	46	149	195	2.1	158	2	111	1.2	95	13	50	473	5.1



FORWARD/CENTER
6-10 • 250
PANCEVO, SERBIA
(SETON HILL UNIVERSITY)

VUK IVANOVIC

BYU CAREER CAPSULE: Vuk Ivanovic is a 6-foot-10 forward/center from Pancevo, near Belgrade, Serbia. After redshirting in 2005-06 due to transfer rules, he played in 39 games as a Cougar. A skilled big man, he averaged 2.2 points and 2.2 rebounds per contest in 24 games on BYU's 2006-07 Mountain West Conference

Championship team. He was selected to play on the Serbian National Team during the offseason prior to his senior campaign. In 2007-08, Ivanovic played in 15 games, averaging 3.3 points and 2.4 rebounds, before suffering a season-ending injury just after the first of the year.

CAREER HIGHS


POINTS: 10 vs. Jackson St. (2008), vs. Western Oregon (2007)
 FG MADE: 4 at LBSU, vs. Jackson St. (2008), vs. WOU (2007)
 FG ATT: 9 vs. Portland (2007)
 FG%: 1.000 (4-4) at LBSU (2008)
 3FG MADE: --
 3FG ATT: --
 FT MADE: 5 vs. LMU (2008)
 FT ATT: 8 vs. LMU (2008)
 FT %: .800 (4-5) vs. Louisville (2008)
 REB: 9 vs. Lamar (2008), Portland (2007)
 ASSISTS: 2 at Boise St. (2008), at Weber St., at UNLV (2007)
 STEALS: 1 five times, last vs. SUU (2008)
 BLOCKS: 4 vs. Seton Hall (2007)
 MINUTES: 19 vs. Portland (2007)

VUK IVANOVIC BYU CAREER TOTALS

YEAR	GP	GS	MIN	AVG	FG	FGA	PCT	3FG	FGA	PCT	FT	FTA	PCT	OFF	DEF	TOT	AVG	PF	FO	A	AVG	TO	BLK	STL	PTS	AVG
2006-07	24	1	188	7.8	23	56	.411	0	0	.000	7	13	.538	13	39	52	2.2	30	0	10	0.4	17	7	2	53	2.2
2007-08	15	0	115	7.7	16	28	.571	0	0	.000	17	26	.654	16	20	36	2.4	20	0	6	0.4	15	5	3	49	3.3
TOTAL	39	1	303	7.8	39	84	.464	0	0	.000	24	39	.615	29	59	88	2.3	50	0	16	0.4	32	12	5	102	2.6



BEN MURDOCK



GUARD
6-2 • 185
BOUNTIFUL, UTAH
(DIXIE STATE)

CAREER HIGHS

POINTS: 13 at CSU (2008)
FG MADE: 5 at CSU (2008)
FG ATT: 9 at CSU (2008)
FG%: .556 (5-9) at CSU (2008)
3FG MADE: 2 vs. Pepperdine, LMU, at WF, CSU (2008), WOU (2007)
3FG ATT: 7 vs. Michigan St. (2008)
3FG%: 1.000 (2-2) vs. LMU (2008)
FT MADE: 4 at Boise St. (2008)
FT ATT: 4, six times, last at CSU (2008)
FT %: 1.000 (4-4) at Boise State (2008)
REB: 6 at Wyoming (2008)
ASSISTS: 10 at Portland (2008)
STEALS: 4 vs. Utah (2008)
BLOCKS: 1 vs. Michigan St., AFA, SDSU-MWC (2008)
MINUTES: 38 vs. Michigan St. (2008)

BYU CAREER CAPSULE: A transfer from Dixie State College where he earned second-team All-Scenic West Athletic Conference and NJCAA Region 18 honors, Murdock played in 31 of 34 games in 2006-07 for BYU's Mountain West Conference Championship team before starting all 35 contests as a senior in 2007-08, helping the Cougars win a second-straight MWC title. A good ballhandler who can drive the lane and

create offensively with his quickness, he was 23rd in the nation with a 2.40 assist/turnover ratio as a senior while ranking third in the league with 3.6 assists per contest.

BEN MURDOCK BYU CAREER TOTALS

YEAR	GP	GS	MIN	AVG	FG	FGA	PCT	3FG	FGA	PCT	FT	FTA	PCT	OFF	DEF	TOT	AVG	PF	FO	A	AVG	TO	BLK	STL	PTS	AVG
2006-07	31	0	225	7.3	12	33	.364	6	16	.375	15	22	.682	7	17	24	0.8	33	1	32	1.1	15	0	9	45	1.5
2007-08	35	35	950	27.1	39	117	.333	22	76	.289	36	50	.720	6	77	83	2.4	63	1	125	3.6	52	3	19	136	3.9
TOTAL	66	35	1175	17.8	51	150	.340	28	92	.304	51	72	.708	13	94	107	1.6	96	2	157	2.4	67	3	28	181	2.7

CAREER HIGHS

POINTS: 27 vs. TCU (2008), at CSU, vs. WYO-MWC (2007)
FG MADE: 11 vs. CSU (2008), at CSU (2007)
FG ATT: 20 vs. N. Carolina (2008)
FG %: 1.000 (9-9) at CSU (2008)
FT MADE: 8 vs. Hartford, Lamar (2008), vs. TCU (2006)
FT ATT: 16 vs. Lamar, Wyo. (2008)
FT %: 1.000 (8-8) vs. TCU (2006)
REB: 18 vs. Pepperdine (2008), at TCU (2006)
ASSISTS: 5 vs. Hartford, vs. Lamar (2008), Seton Hall (2007)
BLOCKS: 6 vs. SDSU (2007)
STEALS: 3 at Colorado State (2006)
MINUTES: 37 vs. Michigan St. (2008), MSU, at UNLV (2007)

TRENT PLAISTED



FORWARD/CENTER
6-11 • 245
SAN ANTONIO, TEXAS
(CLARK H.S.)


BYU CAREER CAPSULE: A 6-foot-11, 245-pound native of San Antonio, Texas, Plaisted is a three-time All-Mountain West Conference player who was a first-team selection in 2007-08 after averaging 15.6 points and a team-leading 7.7 rebounds per game. He helped the Cougars win their second-straight outright MWC regular-season title and earn their second-consecutive NCAA Tournament invitation. The Cougars appeared in the top-25 rankings for eight weeks and finished the year with a 27-8 record, the second-most wins in school history. Plaisted

totaled 1,372 career points (13.3 ppg) to rank 14th all-time on the Cougars' scoring list while adding 686 rebounds (6.7 rpg) and 123 assists (1.2 apg). A left-hander known for his athleticism and ability to run the floor, Plaisted was the MWC Freshman of the Year and a Scout.com Freshman All-America Second Team selection in 2006. He received USBWA All-District honors in 2006 and 2008 while also garnering all-district accolades from the NABC in 2008. Including his redshirt season, Plaisted was at BYU four years.

TRENT PLAISTED BYU CAREER TOTALS

YEAR	GP	GS	MIN	AVG	FG	FGA	PCT	3FG	FGA	PCT	FT	FTA	PCT	OFF	DEF	TOT	AVG	PF	FO	A	AVG	TO	BLK	STL	PTS	AVG
*2004-05	5	0	44	8.8	0	3	.000	0	0	.000	3	6	.500	2	6	8	1.6	2	0	1	0.2	2	0	0	3	0.6
2005-06	29	29	819	28.2	144	276	.522	0	0	.000	106	172	.616	70	129	199	6.9	105	6	28	1.0	71	27	12	394	13.6
2006-07	34	33	977	28.7	167	306	.546	0	0	.000	96	195	.492	84	126	210	6.2	111	3	40	1.2	56	46	15	430	12.6
2007-08	35	35	958	27.4	202	373	.542	0	0	.000	141	260	.542	75	194	269	7.7	82	1	54	1.5	84	34	15	545	15.6
TOTAL	103	97	2798	27.2	513	958	.535	0	0	.000	346	633	.547	231	455	686	6.7	300	10	123	1.2	213	107	42	1372	13.3

*received medical redshirt



HOME SWEET HOME

22,700 SEAT ARENA IS THIRD-LARGEST ON-CAMPUS ARENA IN THE NATION
NATION'S LONGEST HOME WINNING STREAK AT 47 GAMES and counting . . .

419-116 Marriott Center record, a .783 winning percentage

Top-25 average attendance in 33 of the last 37 seasons

16,533 annual attendance average in 37 seasons in the Marriott Center

110-10 home record over the last eight seasons



TOURNAMENT		ALL AMERICANS	
Year	Record	Year	Record
2008	1-1	2008	1-1
2007	1-1	2007	1-1
2006	1-1	2006	1-1
2005	1-1	2005	1-1
2004	1-1	2004	1-1
2003	1-1	2003	1-1
2002	1-1	2002	1-1
2001	1-1	2001	1-1
2000	1-1	2000	1-1
1999	1-1	1999	1-1
1998	1-1	1998	1-1
1997	1-1	1997	1-1
1996	1-1	1996	1-1
1995	1-1	1995	1-1
1994	1-1	1994	1-1
1993	1-1	1993	1-1
1992	1-1	1992	1-1
1991	1-1	1991	1-1
1990	1-1	1990	1-1
1989	1-1	1989	1-1
1988	1-1	1988	1-1
1987	1-1	1987	1-1
1986	1-1	1986	1-1
1985	1-1	1985	1-1
1984	1-1	1984	1-1
1983	1-1	1983	1-1
1982	1-1	1982	1-1
1981	1-1	1981	1-1
1980	1-1	1980	1-1
1979	1-1	1979	1-1
1978	1-1	1978	1-1
1977	1-1	1977	1-1
1976	1-1	1976	1-1
1975	1-1	1975	1-1
1974	1-1	1974	1-1
1973	1-1	1973	1-1
1972	1-1	1972	1-1
1971	1-1	1971	1-1
1970	1-1	1970	1-1
1969	1-1	1969	1-1
1968	1-1	1968	1-1
1967	1-1	1967	1-1
1966	1-1	1966	1-1
1965	1-1	1965	1-1
1964	1-1	1964	1-1
1963	1-1	1963	1-1
1962	1-1	1962	1-1
1961	1-1	1961	1-1
1960	1-1	1960	1-1
1959	1-1	1959	1-1
1958	1-1	1958	1-1
1957	1-1	1957	1-1
1956	1-1	1956	1-1
1955	1-1	1955	1-1
1954	1-1	1954	1-1
1953	1-1	1953	1-1
1952	1-1	1952	1-1
1951	1-1	1951	1-1
1950	1-1	1950	1-1
1949	1-1	1949	1-1
1948	1-1	1948	1-1
1947	1-1	1947	1-1
1946	1-1	1946	1-1
1945	1-1	1945	1-1
1944	1-1	1944	1-1
1943	1-1	1943	1-1
1942	1-1	1942	1-1
1941	1-1	1941	1-1
1940	1-1	1940	1-1
1939	1-1	1939	1-1
1938	1-1	1938	1-1
1937	1-1	1937	1-1
1936	1-1	1936	1-1
1935	1-1	1935	1-1
1934	1-1	1934	1-1
1933	1-1	1933	1-1
1932	1-1	1932	1-1
1931	1-1	1931	1-1
1930	1-1	1930	1-1
1929	1-1	1929	1-1
1928	1-1	1928	1-1
1927	1-1	1927	1-1
1926	1-1	1926	1-1
1925	1-1	1925	1-1
1924	1-1	1924	1-1
1923	1-1	1923	1-1
1922	1-1	1922	1-1
1921	1-1	1921	1-1
1920	1-1	1920	1-1
1919	1-1	1919	1-1
1918	1-1	1918	1-1
1917	1-1	1917	1-1
1916	1-1	1916	1-1
1915	1-1	1915	1-1
1914	1-1	1914	1-1
1913	1-1	1913	1-1
1912	1-1	1912	1-1
1911	1-1	1911	1-1
1910	1-1	1910	1-1
1909	1-1	1909	1-1
1908	1-1	1908	1-1
1907	1-1	1907	1-1
1906	1-1	1906	1-1
1905	1-1	1905	1-1
1904	1-1	1904	1-1
1903	1-1	1903	1-1
1902	1-1	1902	1-1
1901	1-1	1901	1-1
1900	1-1	1900	1-1



CHAMPIONS 2001
 CHAMPIONS 2003
 CHAMPIONS 2007
 CHAMPIONS 2002
 CHAMPIONS 2004
 CHAMPIONS 2005
 CHAMPIONS 2006





MEDIA CREDENTIALS

Credential access to BYU events are for working members of the media only. Working media wishing to cover BYU must submit a request for credentials to Kyle Chilton of the BYU Athletic Communications office. Season credentials will be provided at BYU's discretion to media members who regularly cover BYU. Single-game credential requests should be made preferably three days prior to the game. Any requests received later than noon the day before the game will not be accepted. Daily newspapers, wire services, live television and radio broadcasts and television stations reporting for nightly news will be given priority. Fan-based Internet sites that allow chat rooms or message boards with anonymous postings will not be credentialed. To be considered for credentials, Internet sites must have a proven history of professional journalistic conduct and meet all criteria and standards required of other media members. Media credentials are property of BYU and can be denied or revoked at any time at the discretion of BYU. Credentials must be surrendered upon request.



WWW.BYUCOUGARS.COM

- OFFICIAL SOURCE FOR BYU BASKETBALL
- UP-TO-THE-MINUTE INFORMATION
- UPDATED STATISTICS, BOX SCORES
- GAME NOTES, BIOS
- NEWS RELEASES
- FEATURE STORIES
- VIDEO HIGHLIGHTS, INTERVIEWS
- BROADCAST INFORMATION, WEBCASTS



MEDIA SERVICES

Game notes with updated statistics are available on BYUCougars.com and will be distributed via email. Contact Kyle Chilton to be added to the media email list. BYU and opponent game notes and media guides, the Mountain West Conference release, a roster sheet and the official game program are provided to the media on site at each game. Official game statistics are distributed at halftime and at the conclusion of the game, along with postgame notes and quotes. Stats monitors are provided for live radio and television broadcasters. Live broadcasters will also receive a statistics printout during timeouts throughout the game. Visiting radio broadcast lines (ISDN and analog) are provided. During games, wireless Internet is available on the pressrow and in the pressroom (adjacent to the court out the southwest portal). Several analog lines are also available in the pressroom. Toll-free long distance or credit-card calls can be made from these telephones.

ATTENDING PRACTICES/MEDIA AVAILABILITY

BYU players and coaches will be availability for interviews during scheduled media days each week. Kyle Chilton will send a notice each week regarding the media availability that week. Typically, the team will be available for interviews after practice on Mondays and Thursdays as well as after games on Wednesdays and Saturdays. Members of the media are welcome to attend practice on the other two non-game days (typically Tuesdays and Fridays), but the team will not be available for interviews. If you plan on attending practice, please notify Kyle Chilton. Media and fans attending practice must observe practice from the concourse level. If arriving at the end of practice for interviews, go to the pressroom and a member of the media relations staff will assist you. With prior notification, rights-holding media partners preparing for a live broadcast can observe practice courtside. B-roll or still photos can be shot with approval during the final 10 minutes of practice. Practices typically end at 5 p.m., but please refer to the weekly availability notices as this is subject to change.

PHOTOGRAPHY

Photography credentials will be issued only to photographers and television camera operators on assignment by a credentialed newsgathering organization. Floor-space limitations in the Marriott Center are considered when issuing credentials. Freelance photographers not on assignment and amateur photographers will not be credentialed. Credential requests must be made by the appropriate editor/director from the news organization seeking access for a specific newsgathering assignment. Any video, photos or images obtained at BYU are to be used for that organization's news coverage only. The use of video, photos or images shot at BYU for commercial purposes of any kind is strictly prohibited without prior written consent from BYU Athletics and BYU Licensing. Photographers are provided Ethernet access in the back area of the working pressroom. If attending practices, B-roll or still photos can be shot with approval during the final 10 minutes of practice.

MEDIA INTERVIEWS

All interviews must be scheduled through the BYU Athletic Communications office. Contact Kyle Chilton at 801-422-4909. Interviews must be scheduled at least 24 hours in advance. Special requests regarding legitimate breaking news will be accommodated where possible. While school is in session, player interviews will not be conducted until after practice. On the day of a game, no interviews will be conducted with players or coaches until after the game. Live television and radio broadcasting entities are encouraged to record any interviews needed for their broadcasts the day before the game.

FEATURE INTERVIEWS

Special interview requests or extended feature interviews must be arranged in advance through the Athletic Communications office. Requests should be made well in advance of deadlines so appropriate arrangements can be made to meet the schedule demands of everyone involved.

POSTGAME INTERVIEWS

After home games in the Marriott Center, Coach Rose and BYU players will speak to the media in the interview room located across from the pressroom. Interviews with the visiting team are conducted at each team's discretion but typically take place outside the visiting team's locker room located directly across the hall from the pressroom. A typed quote sheet with postgame remarks from both head coaches will be provided to the media along with any postgame notes. After road games, Coach Rose and BYU players will participate in postgame interviews outside the BYU locker room unless arranged otherwise by the host team/tournament.

WEEKLY MWC TELECONFERENCE

Coach Rose will participate in a weekly Mountain West Conference Coaches Teleconference each Monday morning at 10 a.m. MST during the conference season. Out-of-town media are encouraged to participate in the weekly teleconferences to obtain comments from Coach Rose about each week's happenings. When needed, telephone interviews must be arranged through the Athletic Communications office.

LOCATION AND PARKING

The Marriott Center is located on the BYU campus at the corner of 450 East and University Parkway (1650 North) in Provo. See directions on page 206. Permit-only parking is available to the media in Lot #1, immediately north of the Marriott Center. Parking passes must be requested with credentials in advance. Additional free parking without permit is available across the street, northwest of the Marriott Center. To reach the pressroom, use the north entrance (ticket office) of the Marriott Center. Take the elevator down to the first level and follow the hallway to the right. The pressroom is located at the second portal on the southwest corner.



TELEVISION BROADCASTS

On Aug. 26, 2004, College Sports Television (CSTV) and the Mountain West Conference announced a partnership. The agreement was the first NCAA Division I-A football and men's basketball conference wide deal for CSTV, which is the 24-hour college sports network owned by CBS Corporation.

In the fall of 2006, CSTV Networks and the Mountain West Conference kicked off an unprecedented 14-year relationship to offer the most in-depth coverage ever centered around one Division I-A conference. The centerpiece of this historic relationship was the launch of The Mtn. ("The Mountain")—MountainWest Sports Network, the first-ever sports network serving a collegiate athletic conference 24 hours a day, 7 days a week. On July 19, 2006, Comcast was named an equity partner in The Mtn. The Mtn. provides access to MWC sports and brings fans coverage of the teams, rivalries and action of the MWC. The Mtn. not only broadcasts live games but also airs a variety of studio shows, including pre and postgame shows, which break down MWC games, look ahead to the big games on the horizon and feature extensive game highlights.

RADIO BROADCASTS

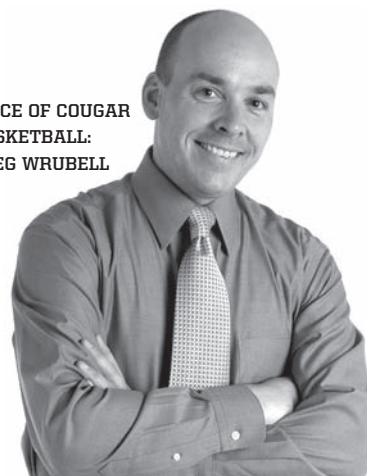
The longtime radio home of BYU Cougar basketball is 50,000-watt KSL Newsradio 1160 AM in Salt Lake City, which is also broadcast on 102.7 FM in Utah and streamed worldwide via the Internet at KSL.com. KSL's Greg Wrubell returns for his 13th season as the play-by-play voice of BYU basketball.

A 1990 BYU graduate, Wrubell also became the voice of BYU football in 2001 and has been a member of KSL's Cougar football broadcast team for the past 17 seasons. Joining Wrubell as game analyst in his 12th season is Mark Durrant, a four-year BYU basketball letterman who graduated in 1995 as a three-time Academic All-WAC forward. Durrant still holds the Cougar record for consecutive games played, appearing in all 128 contests during his collegiate career. Former BYU player and assistant coach Andy Toolson begins his second season as a game analyst for select Cougar contests in 2007-08. After graduating from BYU in 1990, the four-year letterman played 11 years professionally in Europe and the NBA before returning to his alma mater as an assistant coach for four seasons under Steve Cleveland. An Academic All-American, his 1,388 career points ranks 12th all-time at BYU.

KSL Newsradio (102.7 FM and 1160 AM) broadcasts each Cougar home and away game beginning with a pregame show one hour before tipoff. KSL's postgame show features game analysis and interviews with a BYU player and coach.

KSL NEWSRADIO 102.7 FM 1160 AM

VOICE OF COUGAR BASKETBALL: GREG WRUBELL



THE COUGAR DIRECTORY

BASKETBALL COACHING STAFF/SUPPORT

Area code – 801

- Dave Rose 422-3612
Fax 422-5965
Dave Rice 422-6190
John Wardenburg 422-1621
Terry Nashif 422-6189
Tim LaComb-Dir. of Bball Operations . . 422-5040

- Kyle Chilton-Media Relations 422-4909
Chad Bunn-Video Coordinator 422-6199
Justin McClure-Strength & Condition. . . 422-1769
Robert Ramos-Basketball Trainer 422-5142
Steve Bushman-Equipment Manager. . . 422-5301
Zeffie Nelson-Basketball Secretary. . . . 422-3612

ADMINISTRATION

- Tom Holmoe-Athletics Director 422-7649
Kevin Worthen-Advancement VP. 422-2640
Brian Santiago-Senior Associate AD . . . 422-9059
Tom Mullen-Associate AD 422-4476
Janie Penfield-Associate AD/SWA 422-7306
Duff Tittle-Associate AD 422-4910
Dallin Moody-Associate AD 422-2098
Chad Gwilliam-Compliance Director . . . 422-1875
Dave Broberg-Creative Marketing 422-4907
David Almadova-Athletic Marketing Dir. 422-3720
Gaye Merrill-Head Trainer 422-4670
Larry Duffin-Special Events Director . . . 422-6022
Clark Livsey-Ticket Manager. 422-6022

2008-09 BYU BASKETBALL GAMES CAN BE SEEN ON THE FOLLOWING NETWORKS:





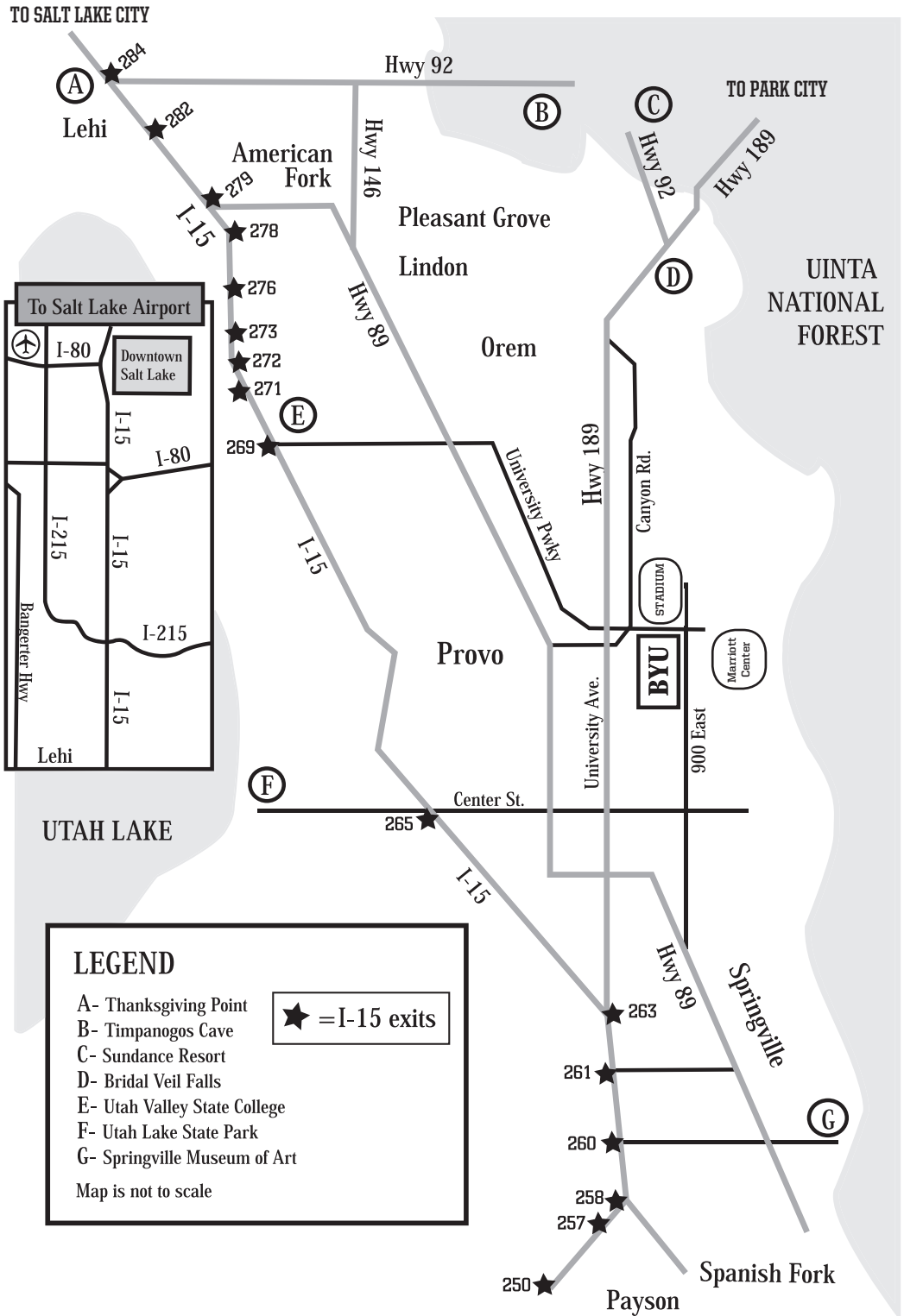
Just 44 miles north of Provo lies the major metropolitan area of Salt Lake City, home of the 2002 Olympic Games.



Just 45 minutes northeast of Provo, on Highway 189, lies the winter resort mecca of Park City – home of the Sundance Film Festival and many events during the 2002 Winter Olympics.



Provo is also a major gateway to six National Parks, seven National Monuments, two National Recreational areas, six National Forests and 44 State Parks.



Directions to the Marriott Center from Salt Lake International Airport: Leave airport and head east on I-80 towards Salt Lake City/Provo. Exit I-80 Southbound on I-215. Follow I-215 around belt route until I-15 exit. Take I-15 Southbound towards Provo. Follow I-15 until Orem University Parkway Exit #269. Exit on University Parkway and head east. Follow University Parkway past University Avenue in Provo until you reach the Marriott Center, just past LaVell Edwards Stadium (football) and Miller Park (baseball/softball complex).



BYU BASKETBALL LOCAL MEDIA CONTACTS

ATHLETIC COMMUNICATIONS

PRINT MEDIA

Daily Herald (a.m.)
Jason Franchuk, Darnell Dickson
P.O. Box 717
Provo, UT 84603
(801) 344-2557
(801) 344-2985 - Fax

Deseret Morning News (a.m.)
Dick Harmon, Scott Taylor
30 East 100 South
Salt Lake City, UT 84111
(801) 437-7611
(801) 437-7624 - Fax

Salt Lake Tribune (a.m.)
Rhiannon Potkey, Gordon Monson
90 S. 400 West, Suite 700
Salt Lake City, UT 84101
(801) 257-8900
(801) 257-8950 - Fax

Standard Examiner (a.m.)
Brady Bingham
P.O. Box 951
Ogden, UT 84402
(801) 625-4267
(801) 625-4499 - Fax

BYU Daily Universe (a.m.)
Sports Editor
152 BRMB
Provo, UT 84602
(801) 422-2957
(801) 422-0177 - Fax

RADIO

KSL Newsradio
102.7FM/1160 AM
Greg Wrubell, Play-by-Play
P.O. Box 1160
Salt Lake City, UT 84110
(801) 575-5535
(801) 575-5536 - Fax

KFNZ Radio 1320 AM
434 Bearcat Drive
Salt Lake City, UT 84115
(801) 464-8593
(801) 485-6611 - Fax

KZNS Radio 1280 AM
Trolley Corners Building
515 South 700 East
Salt Lake City, UT 84115
(801) 524-2600
(801) 933-4713 - Fax

KALL Radio 700 AM
Trolley Corners Building
515 South 700 East
Salt Lake City, UT 84115
(801) 524-2600
(801) 933-4713 - Fax

TELEVISION

KSL-TV (NBC)
Tom Kirkland, Rod Zundel,
Kathy Aiken, Jeremiah Jensen
Broadcast House
5 Triad Center
Salt Lake City, UT 84110
(801) 575-5535
(801) 575-5536 - Fax

KTVX (ABC)
Wesley Ruff, Kent Rupe
Dana Greene
2175 West 1700 South
Salt Lake City, Utah 84104
(801) 975-4428
(801) 973-4176 - Fax

KUTV (CBS)
Dave Fox, David James,
Dan Sheldon
299 S. Main St. Suite 150
Salt Lake City, UT 84111
(801) 973-3327
(801) 973-3349 - Fax

KSTU-TV (FOX)
Rick Aaron, Mike Runge
5020 W. Amelia Earhart Dr.
Salt Lake City, UT 84116
(801) 536-1313
(801) 536-1325 - Fax

KBYU/BYU-TV
2000 Ironton Blvd
Provo, UT 84606
(801) 422-8455
(801) 422-8478 - Fax

WIRE SERVICES

Associated Press
Doug Alden
30 East 100 South, Suite 200
Salt Lake City, UT 84111
(801) 322-3405
(801) 322-0051 - Fax

**MEN'S BASKETBALL
MEDIA RELATIONS**



KYLE CHILTON
Men's Basketball
Media Relations Director
801.422.4909 (office)
TBA (cell)
kyle_chilton@byu.edu (email)



DUFF TITTLE
Associate AD
Communications
801.422.4910 (office)
801.372.4401 (cell)
801.422.0633 (fax)
duff_tittle@byu.edu



DAVE BROBERG
Creative Marketing
Director
801.422.4907 (office)
801.372.0407 (cell)
801.422.0633 (fax)
dave_broberg@byu.edu



NORMA COLLETT
Assistant Athletic
Media Relations
Director
801.422.4908 (office)
801.372.0989 (cell)
801.422.0633 (fax)
norma_collett@byu.edu



BRET PYNE
Assistant Athletic
Media Relations
Director
801.422.4912 (office)
801.367.1631 (cell)
801.422.0633 (fax)
brett_pyne@byu.edu



RALPH ZOBELL
Assistant Athletic
Media Relations
Director
801.422.9769 (office)
801.367.3554 (cell)
801.422.0633 (fax)
ralph_zobell@byu.edu



JENNY WHEELER
Office Manager
801.422.8948 (office)
801.422.0633 (fax)
jen_wheeler@byu.net

Office Address: 30 SFH
Provo, UT 84602-2239



Photos of BYU Basketball made possible thanks to Mark Philbrick and University Communications.

MARK PHILBRICK
University Photographer
801.422.7322 (office)
mark_philbrick@byu.edu



NIKE BASKETBALL

nikebasketball.com

2008-09 BYU BASKETBALL RADIO/TV ROSTER



CHARLES ABOUO
Freshman, Guard/Forward
6-5, 210



LAMONT MORGAN JR.
Junior, Guard
5-10, 170



JACKSON EMERY
Sophomore, Guard
6-3, 185



ARCHIE ROSE
Senior, Guard
6-5, 210



MICHAEL LOYD JR.
Sophomore, Guard
6-1, 170




JAMES ANDERSON
Freshman, Forward/Center
6-10, 230



MATTHEW PINEGAR
Freshman, Guard
6-0, 185



LEE CUMMARD
Senior, Guard
6-7, 190



JIMMER FREDETTE
Sophomore, Guard
6-2, 195



NOAH HARTSOCK
Freshman, Forward
6-8, 215



MICHAEL BOSWELL
Freshman, Forward
6-9, 215



JONATHAN TAVERNARI
Junior, Forward
6-6, 215



GAVIN MACGREGOR
Senior, Forward/Center
6-10, 240



CHRIS MILES
Junior, Forward/Center
6-11, 235



DAVE ROSE
Head Coach
Fourth Season

PRONUNCIATION GUIDE

CHARLES ABOUO
a-BOO-oh

JIMMER FREDETTE
Frah-debt

LEE CUMMARD
cuH-MAHRD

JONATHAN TAVERNARI
tah-ver-NAHR-ee



The Cougars have a .783 winning percentage in the Marriott Center over its 37 seasons. BYU has gone 110-10 in the Marriott Center over the past eight years, boasting the nation's longest home victory streak over parts of the 2002, 2003, 2007 and 2008 seasons. The Cougars enter the 2008-09 season with the country's longest home win streak at 47 games.

**THE 22,700-SEAT
BYU MARRIOTT
CENTER**

**Home of the
BACK-TO-BACK
MWC CHAMPIONS**

**47 Consecutive
Home Victories
(nation's longest home
winning streak)**



COUGAR
BASKETBALL 2008-09