

BYU BASKETBALL

Kyle Chilton, BYU Athletic Communications | O: 801-422-4909 | C: 801-372-2080 | kyle_chilton@byu.edu | 30 Smith Fieldhouse | Provo, UT | 84602

BYU 2015-16 SCHEDULE

N13	Fri	Utah Valley	BYUtv	W, 85-54
N16	Mon	at Long Beach State	ESPN2	L, 65-66
N20	Fri	Adams State	BYUtv	W, 97-56
N25	Wed	Mississippi Valley State	BYUtv	W, 75-68
N28	Sat	Belmont	BYUtv	W, 95-81
D2	Wed	at Utah	Pac-12 Net L	75-83
D5	Sat	vs. Weber State ^	BYUtv	W, 73-68
D9	Wed	Utah State	BYUtv	W, 80-68
D12	Sat	at Colorado	Pac-12 Net L	83-92
D18	Fri	Central Michigan	BYUtv	W, 98-85
D22	Tue	vs. Harvard# (OT)	ESPN L	82-85
D23	Wed	vs. New Mexico#	ESPNU	W, 96-66
D25	Fri	vs. Northern Iowa#	ESPN W	84-76
D31	Thu	at Saint Mary's*	ESPNU L	74-85
J2	Sat	at Pacific*	TWC/ROOT NW W	81-67
J7	Thu	Santa Clara*	ESPNU W	97-61
J9	Sat	San Francisco*	BYUtv	W, 102-92
J14	Thu	at Gonzaga*	ESPN2	W, 69-68
J16	Sat	at Portland*	ROOT	L, 81-84
J21	Thu	at Loyola Marymount*	BYUtv	W, 91-80
J23	Sat	at Pepperdine*	BYUtv	L, 65-71
J28	Thu	Loyola Marymount*	ESPNU	W, 87-62
J30	Sat	Pepperdine*	ESPN2	W, 88-77
F4	Thu	Saint Mary's*	BYUtv	W, 70-59
F6	Sat	Pacific*	BYUtv	L, 72-77
F11	Thu	at San Francisco*	BYUtv	W, 114-89
F13	Sat	at Santa Clara*	BYUtv	W, 96-62
F18	Thu	at San Diego*	ESPNU	W, 69-67
F20	Sat	San Diego*	BYUtv	W, 91-33
F25	Thu	Portland*	ESPNU	W, 99-81
F27	Sat	Gonzaga*	ESPN2	L, 68-71
M5	Sat	vs. Santa Clara@	BYUtv	W, 72-60
M7	Mon	vs. Gonzaga@	ESPN2	L, 84-88
M16	Wed	UAB+	ESPNU	W, 97-79
M18	Fri	Virginia Tech+	ESPNU	W, 80-77
M22	Tue	Creighton+	ESPN	W, 88-82
M29	Tue	Valparaiso+	ESPN	7 p.m.

^ at Vivint Smart Home Arena
 # Hawaiian Airlines Diamond Head Classic
 * WCC Game
 @ WCC Basketball Championships at Orleans Arena + NIT
 All times local to site

SOCIAL MEDIA



Website: www.BYUcougars.com
 Facebook: /BYUbasketball | /BYUcougars
 Twitter: @BYUbasketball | @BYUcougars
 Instagram: BYUcougars
 Vine: BYUcougars
 Hashtags: #BYUhoops #GoCougs

Follow @BYUgamenotes on Twitter for in-game Cougar achievements, milestones and notes.



Valparaiso (29-6, 16-2 Horizon) CRUSADERS – NO. 1 SEED

Head Coach Bryce Drew
 Alma Mater Valparaiso, 1998
 Career Record 123-48 (5th)
 Record at Valparaiso Same

GAME INFORMATION

TV ESPN
 TV Talent Bob Wischusen (play-by-play)
 Fran Fraschilla (analyst)
 Kaylee Hartung (courtside)
 Live Video WatchESPN.com
 Radio Cougar IMG Sports Network
 ... KSL 102.7 FM/1160 AM, BYU Radio – Sirius XM 143
 Radio Talent Greg Wrubell (play-by-play)
 Mark Durrant (analyst)
 Live Stats BYUcougars.com

SERIES INFORMATION

Series Record Series tied 1-1
 Last Meeting BYU won 62-57, 12/8/48
 H/A/N 0-0/1-1/0-0



BYU (26-10, 13-5 WCC) COUGARS – NO. 2 SEED

Head Coach Dave Rose
 Alma Mater Houston, 1983
 Career Record 283-98 (11th)
 Record at BYU Same

BYU STORYLINES

- Tuesday's game against Valparaiso will mark BYU's fourth trip to the semifinals of the NIT in Madison Square Garden. The first two times the Cougars reached the semifinals – in 1951 and 1966 – BYU won the NIT. In 2013, the Cougars were eliminated in the semifinals, falling to Baylor 76-70.
- Through three NIT games, five Cougars are averaging double figures: Chase Fischer (22.0), Nick Emery (16.3), Kyle Collinworth (15.7), Zac Seljaas (12.7) and Kyle Davis (12.0). As a team, BYU is averaging 88.3 points and shooting 49.7 percent from the field, 42.6 from 3 and 72.0 from the free-throw line.
- Over the last 8 games, freshman Zac Seljaas is averaging 11.4 points, 3.0 rebounds, 2.4 rebounds and 1.3 steals while shooting 54.9 percent from the field, 56.8 from 3 and 82.4 from the free-throw line.

BYU'S PROJECTED STARTING LINEUP (BASED ON STARTERS FROM PREVIOUS GAME)



#5 | Kyle Collinworth
 Guard
 6-6 | 215 | Sr.
 Provo, Utah
 Provo HS

GP/GS	MPG	Pts	Reb	Ast	Stl	FG%	3PT%	FT%
36/35	33.8	15.2	8.3	7.5	1.9	.463	.243	.651


Last Game: Had 10 points, 5 boards, 4 assists and 1 steal vs. Creighton
Notes: A team captain ... has 6 triple-doubles, 15 double-doubles this season ... WCC Player of the Year, USBWA All-District ... 2-time WCC Player of the Week (11/30, 1/11) ... owns NCAA career (12) and single season (6) records for triple-doubles ... Allstate NABC Good Works Team candidate



#1 | Chase Fischer
 Guard
 6-3 | 190 | Sr.
 Ripley, West Virginia
 Wake Forest

GP/GS	MPG	Pts	Reb	Ast	Stl	FG%	3PT%	FT%
36/36	34.0	18.3	2.8	2.1	1.1	.412	.368	.827

Last Game: Had 15 points, 5 rebounds, 3 assists and 3 steals vs. Creighton
Notes: A team captain ... first-team All-WCC ... leads BYU with 110 made 3s ... has scored 20-plus points 18 times this season ... tied for 4th all-time at BYU in 3-pointers with 213 ... one of 10 Cougars all-time to score 40-plus in a game ... only Cougar with 2 seasons with 100-plus 3s



#4 | Nick Emery
 Guard
 6-2 | 185 | Fr.
 Alpine, Utah
 Lone Peak HS

GP/GS	MPG	Pts	Reb	Ast	Stl	FG%	3PT%	FT%
35/31	31.3	16.2	3.4	2.6	1.4	.428	.381	.856

Last Game: Scored 17 points and had 7 rebounds and 5 assists vs. Creighton
Notes: All-WCC Second Team, All-WCC Freshman Team ... has 11 20-point games ... first all-time by a BYU freshman and 4th overall for 3s in a season with 94 ... has 19 games with 3-plus 3-pointers, 5 games with 5-plus, first all-time by a BYU freshman



#21 | Kyle Davis
 Forward
 6-8 | 225 | Jr.
 Draper, Utah
 Utah State

GP/GS	MPG	Pts	Reb	Ast	Blk	FG%	3PT%	FT%
36/36	27.2	12.1	7.4	1.3	1.3	.544	.467	.604

Last Game: Scored 18 points on 7-of-9 shooting from the field vs. Creighton
Notes: Has 8 double-doubles this season ... has scored in double figures in 28 games ... has scored 20-plus points 4 times this season ... named WCC Player of the Week on Nov. 16, 2015 ... has posted multiple blocks 14 times this season ... WCC All-Academic First Team



#44 | Corbin Kaufusi
 Center
 6-10 | 255 | So.
 Provo, Utah
 Timpview HS

GP/GS	MPG	Pts	Reb	Ast	Blk	FG%	3PT%	FT%
35/22	16.1	5.7	4.4	0.3	1.2	.611	.000	.597

Last Game: Had 7 points, 4 rebounds, 3 blocks and 1 steal vs. Creighton
Notes: Has scored in double figures 7 times ... has two double-doubles ... second on the team with 41 blocks ... has 13 games with multiple blocks ... has shot 50.0 percent or better in 25 games ... has started the last 11 games


OFF THE BYU BENCH

No.	Name	Pos.	Ht.	Wt.	Yr.	Pts.	Reb.	Hometown (Previous School)	Notes
2	Zac Seljaas	G	6-7	215	Fr.	7.8	2.9	Bountiful, Utah (Bountiful HS)	2nd all-time among BYU freshman w/67 3s ... 19 points, 5 of 6 3s vs. Creighton
3	Elijah Bryant ^	G	6-5	210	So.	–	–	Gwinnett, Georgia (Elon)	Transfer from Elon ... CAA ROY in 2014-15 ... sitting out due to NCAA transfer rules
12	Alan Hamson*	C	7-2	210	Fr.	–	–	Lindon, Utah (Pleasant Grove HS)	6 bpg as a senior at PGHS ... LDS mission in California
15	Jake Toolson	G	6-5	205	So.	3.9	1.6	Gilbert, Arizona (Highland HS)	Has been on a leave of absence for medical reasons since December
24	Davin Guinn	F	6-5	190	So.	1.6	1.1	Murrieta, California (UC Riverside)	Scored a career-best 9 points in 8 minutes vs. San Diego
25	Jordan Chatman	G	6-5	195	Fr.	2.6	0.9	Vancouver, Washington (Union HS)	Shoots 70.0 percent from the free-throw line and has 26 assists
31	Braiden Shaw	F	6-9	210	Fr.	0.6	0.8	Eagle, Idaho (Eagle HS)	Is shooting 50.0 percent from the field and has 4 steals this season
33	Nate Austin	F	6-11	245	Sr.	2.6	4.4	Alpine, Utah (Lone Peak HS)	First all-time at BYU in games played w/152 ... 2 points, 6 rebounds, 1 assist vs. Creighton
34	Jakob Hartssock	F	6-8	205	Fr.	1.4	1.2	Bartlesville, Oklahoma (Bartlesville HS)	Has hit 10 3-pointers this season
40	Jamal Aytes	F	6-6	235	So.	3.0	1.6	San Diego, California (UNLV)	Is shooting 53.8 percent from the field

^ Sitting out due to NCAA transfer rules *Redshirting the 2015-16 season

Career Highlights

- 283-98 overall record (second all-time at BYU in wins) for a BYU record .743 winning percentage
- Currently 8th among active coaches in the NCAA in career winning percentage (as of 3/23/16)
- Reached 200 career victories in his 259th game as a head coach, 15th fastest in NCAA history
- With 257 victories through 10 seasons is sixth all-time for best career starts by wins in NCAA history
- With 232 victories through nine seasons is fifth all-time for best career starts by wins in NCAA history
- With 209 victories through first eight seasons is fourth all-time for best career starts by wins in NCAA history
- With 185 victories through first seven seasons is fourth all-time for best career starts by wins in NCAA history
- With 159 victories through first six seasons is fifth all-time for best career starts by wins in NCAA history
- With 127 victories through five seasons is sixth all-time for best career starts by wins in NCAA history
- Streak of 11-consecutive 20-win seasons is tied for 12th all-time in NCAA history and tied for the seventh longest current streak
- Four Mountain West Conference regular season titles, a BYU record
- Three-time MWC Coach of the Year (2006, 2007, 2011)
- Two-time USBWA District VIII Coach of the Year (2006, 2011)
- Naismith Coach of the Year Finalist in 2011
- Honorable Mention for National Coach of the Year by Scout.com (2006)
- Eight trips to the NCAA tournament (a BYU record), including six-consecutive trips from 2007 to 2012 (a BYU record) and back-to-back appearances in 2014 and 2015
- Six-consecutive 25-win seasons (2006-11) and 11-consecutive 20-win seasons, both BYU records
- Holds top two spots for wins in a season in BYU history with 32 in 2010-11 and 30 in 2009-10
- Only BYU coach to win at least 20 games in each of his first 11 seasons
- Took BYU to the Sweet 16 in 2011 for the first time since 1981
- Coached Jimmer Fredette, the 2011 Consensus National Player of the Year
- Has coached five conference players of the year (Keena Young, Lee Cummard, Jimmer Fredette, Tyler Haws, Kyle Collinsworth)
- Inducted into the Dixie State Athletics Hall of Fame on Sept. 14, 2013



Coaching Experience

- BYU Head Coach (2005-present)
- BYU Associate Head Coach (2000-2005)
- BYU Assistant Coach (1997-2000)
- Dixie State Head Coach (1990-1997)
- Dixie State Assistant Coach (1987-1990)
- Assistant coach at Pine View High School (1986-87)
- Head coach at Millard High School (1983-86)

Service

- A member of the National Coaches vs. Cancer Council
- Assisting with the Hope Lodge, a facility to be constructed in Salt Lake City to house families of cancer patients
- NABC Game Pillar Award for Service in 2008
- 63rd recipient of the Dale Rex Memorial Award
- Honorary Chair of the Children with Cancer Christmas Foundation
- Was the first coach in the state of Utah to participate in the American Cancer Society's nationwide Coaches vs. Cancer campaign
- Lobbied before Congress for more funding for cancer research in September 2010

Education

- Houston (1983, B.A.)

Playing Career

- Played baseball and basketball at Dixie State College
- Played for Houston from 1980-83 (played in 1980-81 and 82-83, redshirted in 1981-82)
- Co-captain on the famous "Phi-Slama Jamma" team that featured Hakeem (then Akeem) Olajuwon and Clyde Drexler
- Helped Houston achieve a No. 1 ranking and reach the national championship game in 1983

Mission

- Manchester England (1977-79)

Personal/Family

- Wife: Cheryl
- Children: Daughter Chanell and husband Brock Reichner, son Garrett and wife Brooke, daughter Taylor
- Dave and Cheryl Rose have eight grandchildren

ROSE'S BYU COACHING LEDGER

Season	Overall	Pct.	Home	Pct.	Away	Pct.	Neutral	Pct.	Conf.	Pct.	Tourney	NCAA/NIT
05-06	20-9	.690	14-1	.933	5-7	.417	1-1	.500	12-4	.750	0-1	0-1 NIT
06-07	25-9	.735	17-0	1.000	6-7	.462	2-2	.500	13-3	.813	2-1	0-1 NCAA
07-08	27-8	.771	16-0	1.000	8-5	.615	3-3	.500	14-2	.875	2-1	0-1 NCAA
08-09	25-8	.758	14-2	.875	9-3	.750	2-3	.400	12-4	.750	1-1	0-1 NCAA
09-10	30-6	.833	15-1	.938	10-4	.714	5-1	.833	13-3	.813	1-1	1-1 NCAA
10-11	32-5	.865	13-1	.929	10-1	.909	9-3	.750	14-2	.875	2-1	2-1 NCAA
11-12	26-9	.743	13-3	.813	8-3	.727	5-3	.625	12-4	.750	1-1	1-1 NCAA
12-13	24-12	.667	15-3	.833	7-5	.583	2-4	.333	10-6	.625	0-1	3-1 NIT
13-14	23-12	.657	14-1	.933	5-8	.385	4-3	.571	13-5	.722	2-1	0-1 NCAA
14-15	25-10	.714	13-3	.813	8-3	.727	4-4	.500	13-5	.722	2-1	0-1 NCAA
15-16	26-10	.722	16-2	.889	6-6	.500	4-2	.667	13-5	.722	2-1	3-0 NIT
Totals	283-98	.743	160-17	.904	82-52	.612	41-29	.586	139-43	.764	14-11	10-10

CURRENT MOST CONSECUTIVE DIVISION I 20-WIN SEASONS

Coach, School	Years	No.
Mike Krzyzewski, Duke	1997-2015	20
Bill Self, Tulsa, Illinois, Kansas	1999-2015	18
Mark Few, Gonzaga	2000-2015	17
Thad Matta, Butler, Xavier, Ohio State	2001-2015	16
Rick Pitino, Louisville	2003-2015	14
Roy Williams, North Carolina	2005-2015	12
Dave Rose, BYU	2006-2015	11
Keith Dambrot, Akron	2006-2015	11
Steve Fisher, San Diego State	2006-2015	11

BEST CAREER STARTS BY WINS, 10 SEASONS

Coach, School	Date	W	L	Pct.
Roy Williams, Kansas	1989-98	282	62	.820
Everett Case, NC State	1947-56	265	60	.815
Mark Few, Gonzaga	2000-09	264	66	.800
Jamie Dixon, Pittsburgh	2004-13	262	86	.753
Thad Matta, Butler, Xavier, OSU	2001-10	258	85	.752
Dave Rose, BYU	2006-15	257	88	.745
Sean Miller, Xavier, Arizona	2005-14	249	95	.724
Larry Brown, UCLA, Kansas, SMU	1980-81, 84-88, 2013-15	241	94	.719
Denny Crum, Louisville	1972-81	240	64	.789
Jerry Tarkanian, LBSU, UNLV	1969-78	238	41	.853

ROSE'S MILESTONE VICTORIES

Win	Date	Opponent	Score	Record
25	12/06/06	San Jose State	81-69	25-11 (.694)
50	11/23/07	vs. No. 6 Louisville	78-76	50-18 (.735)
75	11/20/08	North Florida	74-41	75-26 (.743)
100	11/20/09	at Hawaii	83-65	100-34 (.746)
125	03/06/10	at TCU	107-77	125-38 (.767)
150	02/09/11	at Air Force	90-52	150-42 (.781)
175	01/16/12	at San Diego	82-63	175-49 (.781)
200	01/19/13	San Diego	74-57	200-59 (.772)
225	02/06/14	Santa Clara	89-76	225-75 (.750)
250	02/07/15	at Loyola Marymount	87-68	250-86 (.744)
275	02/11/16	at San Francisco	114-89	275-96 (.741)

BYU VS. VALPARAISO

Overall Series Record: Series tied 1-1
 BYU Record in Provo: 0-0
 BYU Record at Valparaiso: 1-1
 BYU Record at Neutral Sites: 0-0
 BYU Record Under Dave Rose: 0-0

Series vs. Valparaiso

1-5-46 at Valparaiso 58-72 L
 12-8-48 at Valparaiso 62-57 W

Valparaiso's projected starting lineup

No.	Name	Ht.	Pos.	Ppg	Rpg
25	Alec Peters	6-9	F	18.5	8.4
0	Keith Carter	6-1	G	10.3	3.3
11	Shane Hammink	6-7	G	8.9	3.2
5	Darlen Walker	6-3	G	8.0	3.7
14	Vashil Fernandez	6-10	C	5.7	7.4

Valparaiso's last game

W, 60-44 vs. Saint Mary's, 3/22/16

BYU	CATEGORY	Valparaiso
26-10, 13-5	W-L	29-6, 16-2
8-2	Last 10	8-2
4-1	Last 5	4-1
84.0	PPG	75.7
72.8	Opp PPG	62.2
+11.2	Margin	+13.5
.465	FG%	.445
.415	FG% Def	.383
.384	3FG%	.361
9.0	3FG/Game	8.0
.331	Opp 3FG%	.327
.691	FT%	.725
40.8	RPG	41.7
36.1	Opp RPG	32.3
+4.7	Margin	+9.4
16.8	Assist/Game	14.1
11.6	TO/Game	12.7
13.1	Opp TO/Game	12.9
+1.5	Margin	+0.2
6.7	Steals/Game	6.7
4.3	Blocks/Game	4.6

BY THE NUMBERS

1 BYU freshman Zac Seljaas is No. 1 in the nation among all players (regardless of percentage of possessions used) in offensive rating with a score of 135.0 on KenPom.com.

2 Nick Emery (21) and Zac Seljaas (20) became the first pair of BYU true freshmen to score 20-plus in the same game when they achieved the feat against San Francisco on Jan. 9, 2016.

11 The number of consecutive seasons BYU has won at least 20 games and reached the postseason. Both streaks are program records.

The number of career triple-doubles for Kyle Collinsworth after his 19-point, 10-rebound and 12-assist performance vs. UAB. Collinsworth is the NCAA career record holder for triple-doubles. Coming into the 2015-16 season, he was tied with Michael Anderson (Drexel) and Shaquille O'Neal (LSU) for the career record at six. Collinsworth set the NCAA season record for triple-doubles with 6 last season and he has tied that record with 6 this season.

15 BYU trailed at Loyola Marymount by 15 points (46-31 in the first half) and came back to win 91-80. It was the largest deficit overcome by the Cougars to win since defeating Iona in the 2012 NCAA tournament after trailing by 25 points. BYU also came back from down 13 points to win at Gonzaga and at San Diego this season.

18 The number of times in his career Kyle Collinsworth has registered double figure assists, a BYU record. This season, Collinsworth has 10 games with double figure assists, a season record and two ahead of his 2014-15 total, including a career-high 16 assists vs. Portland in Provo.

After starting the season 2 of 4 from the free-throw line, freshman Nick Emery made 21-straight attempts before missing his second of two attempts at Pacific. Emery also had a streak of 11-straight makes end at San Diego. He is shooting 85.6 percent (77-90) from the line this season, first on the team.

37 The number of points scored by Nick Emery at San Francisco, a BYU freshman single game record. The previous record was set by Danny Ainge when he scored 36 at Idaho State on Dec. 3, 1977. Emery also hit 10 3s, tied for the most by a BYU player in a single game with teammate Chase Fischer.

58 BYU's margin of victory against San Diego on Feb. 20, a team record against an NCAA Division I team. BYU allowed 33 points in the game, tied for the fewest in team history since the shot clock was introduced in 1985-86.

114 The number of points scored by BYU at San Francisco, the most by the Cougars since scoring 121 against Chaminade in Maui in 2014.

283 Dave Rose (2005 to present) is second all-time in BYU basketball history with 283 career victories, behind only the great Stan Watts, who coached the Cougars to 371 wins from 1949 to 1972 and was inducted into the Naismith Memorial Basketball Hall of Fame in 1986.

1,105 The number of points Chase Fischer has scored at BYU. At home against Gonzaga, he became the 48th Cougar to score 1,000 points and just the fourth to do so in their only two years at BYU (Bernie Fryer, Terrell Lyday, John Fairchild). Fischer is tied with Terrell Lyday for 41st all-time and 3 points from tying Gary Earnest for 40th.

1,687 The number of points Kyle Collinsworth has scored in his career, 11th all-time in BYU history and 28 points from tying Mark Bigelow for 10th.

AWARDS AND HONORS

Kyle Collinsworth
 WCC Player of the Year
 All-WCC First Team
 USBWA All-District
 CSM All-High Major First Team
 Allstate Good Works Nominee
 Cousy Award Top 10 Finalist
 WCC Player of the Week (11/30, 1/11)

Kyle Davis
 WCC Player of the Week (11/16)
 Academic All-WCC

Nick Emery
 All-WCC Second Team
 All-WCC Freshman Team
 WCC Player of the Week (2/15)
 CSM All-High Major Freshman of the Year
 WCC All-Tournament Team

Chase Fischer
 All-WCC First Team
 Diamond Head Classic All-Tournament Team

BYU IN THE NIT

1951
 3/12 vs. St. Louis New York W, 75-58
 3/15 vs. Seton Hall New York W, 69-59
 3/17 vs. Dayton (Final) New York W, 62-43

1953
 3/9 vs. Niagara New York L, 76-82

1954
 3/8 vs. St. Francis PA New York L, 68-81

1966
 3/14 vs. Temple New York W, 90-78
 3/17 vs. Army New York W, 97-60
 3/19 vs. NYU (Final) New York W, 97-84

1982
 3/10 Washington Provo, Utah L, 63-66

1986
 3/13 SMU Provo, Utah W, 67-63
 3/18 UC Irvine Provo, Utah W, 93-80
 3/21 at Ohio State Columbus, Ohio L, 68-79

1994
 3/17 Arizona State Provo, Utah W, 74-67
 3/22 at Fresno State Fresno, Calif. L, 66-68

2000
 3/15 Bowling Green Provo, Utah W, 81-54
 3/20 Southern Illinois Provo, Utah W, 82-57
 3/22 at Notre Dame South Bend, Ind. L, 52-64

2002
 3/14 UC Irvine Provo, Utah W, 78-55
 3/20 at Memphis Memphis, Tenn. L, 69-80

2006
 3/15 at Houston Houston, Texas L, 67-77

2013
 3/19 Washington Provo, Utah W, 90-79
 3/25 Mercer Provo, Utah W, 90-71
 3/27 at Southern Miss Hattiesburg, Miss. W, 79-62
 4/2 vs. Baylor New York L, 70-76

2016
 3/16 UAB Provo, Utah W, 97-79
 3/18 Virginia Tech Provo, Utah W, 80-77
 3/22 Creighton Provo, Utah W, 88-82

Overall Record: 18-9 (12 appearances)
 Home Record: 11-1
 Away Record: 1-5
 Neutral Record: 6-3
 Championships: 2 (1951, 1966)

Points in a Single Game

37, Tyler Haws vs. Washington (3/19/13)
 28, Roland Minson vs. St. Louis (3/12/51)
 27, Chase Fischer vs. UAB (3/16/16)
 27, Dick Nemelka vs. Temple (3/14/66)
 26, Roland Minson vs. Seton Hall (3/15/51)
 26, Roland Minson vs. Dayton (3/17/51)
 26, Brandon Davies vs. Mercer (3/25/13)
 25, Tyler Haws at Southern Miss (3/27/13)
 25, Tyler Haws vs. Baylor (4/2/13)
 24, Chase Fischer vs. Virginia Tech (3/18/16)
 24, Tyler Haws vs. Mercer (3/25/13)
 23, Steve Kramer vs. Army (3/17/66)
 23, Travis Hansen vs. UC Irvine (3/14/02)
 23, at Southern Miss (3/27/13)
 22, Fred Roberts vs. Washington (3/10/82)
 22, Jeff Congdon vs. Temple (3/14/66)
 22, Russell Larson vs. Arizona State (3/17/94)
 22, Brandon Davies vs. Washington (3/19/13)
 22, Nick Emery vs. UAB (3/16/16)
 21, Gary Hill vs. NYU (3/19/66)
 21, Craig Raymond vs. NYU (3/19/66)
 20, Tom Gneiting vs. SMU (3/13/86)
 20, Jeff Chatman vs. UC Irvine (3/18/86)
 20, Steve Kramer vs. NYU (3/19/66)
 20, Matt Carlino vs. Washington (3/19/13)
 19, Joe Richey vs. Niagara (3/9/53)
 19, Terrell Lyday vs. Southern Illinois (3/20/00)
 19, Tom Gneiting vs. UC Irvine (3/18/86)
 19, Matt Carlino vs. Baylor (4/2/13)
 19, Kyle Collinsworth vs. UAB (3/16/16)
 19, Zac Seljaas vs. Creighton (3/22/16)
 18, Steve Kramer vs. Temple (3/14/66)
 18, Richie Webb vs. SMU (3/13/86)
 18, Trent Plaisted at Houston (3/15/06)
 18, Matt Carlino vs. Mercer (3/25/13)
 18, Kyle Collinsworth vs. Virginia Tech (3/18/16)
 18, Kyle Davis vs. Creighton (3/22/16)

Field Goals in a Single Game

15, Tyler Haws vs. Washington (3/19/13)
 13, Roland Minson vs. St. Louis (3/12/51)
 11, Roland Minson vs. Seton Hall (3/15/51)
 11, Roland Minson vs. Dayton (3/17/51)
 11, Tyler Haws at Southern Miss (3/27/13)
 10, Dick Nemelka vs. Temple (3/14/66)
 10, Craig Raymond vs. NYU (3/19/66)
 10, Chase Fischer vs. UAB (3/16/16)
 9, Jeff Chatman vs. UC Irvine (3/18/86)
 9, Joe Richey vs. Niagara (3/9/53)
 9, Jeff Congdon vs. Temple (3/14/66)
 9, Steve Kramer vs. NYU (3/19/66)
 9, Gary Hill vs. NYU (3/19/66)
 9, Russell Larson vs. Arizona State (3/17/94)
 9, Tyler Haws vs. Baylor (4/2/13)
 9, Nick Emery vs. UAB (3/16/16)
 8, Travis Hansen vs. UC Irvine (3/14/02)
 8, Terrell Lyday vs. Southern Illinois (3/20/00)
 8, Brandon Davies vs. Washington (3/19/13)
 8, Brandon Davies vs. Mercer (3/25/13)
 8, Tyler Haws vs. Mercer (3/25/13)
 8, Chase Fischer vs. Virginia Tech (3/18/16)
 7, Travis Hansen at Memphis (3/20/02)
 7, Richie Webb vs. SMU (3/13/86)
 7, Jeff Chatman vs. Ohio State (3/21/86)
 7, Richie Webb vs. Ohio State (3/21/86)
 7, Brock Zylstra at Southern Miss (3/27/13)
 6, Steve Trumbo vs. Washington (3/10/82)
 6, Scott Sinek vs. Washington (3/10/82)
 6, Russell Larson vs. Fresno State (3/22/94)
 6, Mekeli Wesley vs. Bowling Green (3/15/00)
 6, Eric Nielsen vs. Bowling Green (3/15/00)
 6, Trent Plaisted at Houston (3/15/06)
 6, Matt Carlino vs. Mercer (3/25/13)

Field Goals Attempted in a Single Game

24, Tyler Haws vs. Washington (3/19/13)
 22, Tyler Haws at Southern Miss (3/27/13)
 20, Steve Kramer vs. NYU (3/19/66)
 20, Matt Carlino vs. Baylor (4/2/13)
 20, Chase Fisher vs. UAB (3/16/16)
 20, Chase Fischer vs. Virginia Tech (3/18/16)
 19, Terrell Lyday vs. Southern Illinois (3/20/00)
 18, Dick Nemelka vs. Temple (3/14/66)
 18, Jeff Congdon vs. Temple (3/14/66)
 18, Jeff Chatman vs. UC Irvine (3/18/86)
 18, Jeff Chatman vs. Ohio State (3/21/86)
 17, Tyler Haws vs. Mercer (3/25/13)
 17, Nick Emery vs. UAB (3/16/16)

3-Point Field Goals in a Single Game

7, Chase Fischer vs. UAB (3/16/16)
 5, Terrell Lyday vs. Bowling Green (3/15/00)
 5, Matt Carlino vs. Mercer (3/25/13)
 5, Brock Zylstra at Southern Miss (3/27/13)
 5, Matt Carlino vs. Baylor (4/2/13)
 5, Zac Seljaas vs. Creighton (3/22/16)
 4, Daniel Bobik at Memphis (3/20/02)
 4, Matt Carlino vs. Washington (3/19/13)
 4, Brock Zylstra vs. Mercer (3/25/13)
 4, Matt Carlino at Southern Miss (3/27/13)
 4, Chase Fischer vs. Virginia Tech (3/18/16)
 4, Brock Bigelow vs. UC Irvine (3/14/02)
 3, Mark Bigelow at Memphis (3/20/02)
 3, Robbie Reid vs. Arizona State (3/17/94)
 3, Michael Vranes vs. Southern Illinois (3/20/00)
 3, Nick Emery vs. UAB (3/16/16)
 2, Robbie Reid vs. Fresno State (3/22/94)
 2, Randy Reid vs. Fresno State (3/22/94)
 2, Mekeli Wesley vs. Notre Dame (3/22/00)
 2, Michael Vranes vs. Notre Dame (3/22/00)
 2, Terrell Lyday vs. Notre Dame (3/22/00)
 2, John Allen vs. Notre Dame (3/22/00)
 2, Brock Reichner at Houston (3/15/06)
 2, Tyler Haws at Southern Miss (3/27/13)
 2, Zac Seljaas vs. UAB (3/16/16)
 2, Zac Seljaas vs. Virginia Tech (3/18/16)
 2, Nick Emery vs. Virginia Tech (3/18/16)

3-Point Field Goals Attempted in a Single Game

16, Chase Fischer vs. UAB (3/16/16)
 14, Matt Carlino vs. Baylor (4/2/13)
 11, Terrell Lyday vs. Notre Dame (3/22/00)
 11, Matt Carlino at Southern Miss (3/27/13)
 10, Matt Carlino vs. Mercer (3/25/13)
 9, Brock Zylstra at Southern Miss (3/27/13)
 9, Chase Fischer vs. Virginia Tech (3/18/16)
 8, Matt Carlino vs. Washington (3/19/13)
 8, Brock Zylstra vs. Mercer (3/25/13)
 8, Chase Fischer vs. Creighton (3/22/16)

Free Throws Made in a Single Game

12, Fred Roberts vs. Washington (3/10/82)
 10, Brandon Davies vs. Mercer (3/25/13)
 10, Kyle Collinsworth vs. Virginia Tech (3/18/16)
 8, Steve Kramer vs. Temple (3/14/66)
 8, Tom Gneiting vs. SMU (3/13/86)
 7, Richie Webb vs. UC Irvine (3/18/86)
 7, Steve Kramer vs. Army (3/17/66)
 7, Dick Nemelka vs. Temple (3/14/66)
 7, Craig Raymond vs. Army (3/17/66)
 7, Bob Capener vs. Ohio State (3/21/86)
 7, Tyler Haws vs. Mercer (3/25/13)
 7, Tyler Haws vs. Baylor (4/2/13)
 7, Nick Emery vs. Creighton (3/22/16)
 6, Jim Eakins vs. Temple (3/14/66)
 6, Bob Capener vs. UC Irvine (3/18/86)
 6, Kenneth Roberts vs. Arizona State (3/17/94)
 6, Travis Hansen vs. UC Irvine (3/14/02)
 6, Trent Plaisted at Houston (3/15/06)
 6, Matt Carlino vs. Washington (3/19/13)
 6, Tyler Haws vs. Washington (3/19/13)

Free Throws Attempted in a Single Game

13, Kyle Collinsworth vs. Virginia Tech (3/18/16)
 12, Fred Roberts vs. Washington (3/10/82)
 11, Dick Nemelka vs. Temple (3/14/66)
 11, Brandon Davies vs. Mercer (3/25/13)
 10, Jeff Chatman vs. SMU (3/13/86)
 10, Tom Gneiting vs. SMU (3/13/86)
 10, Trent Plaisted at Houston (3/15/06)

Rebounds in a Single Game

18, Craig Raymond vs. NYU (3/19/66)
 16, Steve Kramer vs. NYU (3/19/66)
 14, Steve Kramer vs. Army (3/17/66)
 13, Tom Gneiting vs. UC Irvine (3/18/86)
 13, Trent Plaisted at Houston (3/15/06)
 13, Brandon Davies at Southern Miss (3/27/13)
 12, Steve Kramer vs. Temple (3/14/66)
 12, Tom Gneiting vs. SMU (3/13/86)
 11, Tom Gneiting vs. Ohio State (3/21/86)
 11, Gary Hill vs. NYU (3/19/66)
 11, Nate Austin vs. Baylor (4/2/13)
 10, Steve Trumbo vs. Washington (3/10/82)
 10, Greg Kite vs. Washington (3/10/82)
 10, Brandon Davies vs. Mercer (3/25/13)
 10, Brock Zylstra at Southern Miss (3/27/13)
 10, Kyle Collinsworth vs. UAB (3/16/16)

Assists in a Single Game

12, Matt Montague vs. UC Irvine (3/14/02)
 12, Kyle Collinsworth vs. UAB (3/16/16)
 10, Matt Montague vs. Southern Illinois (3/20/00)
 10, Kyle Collinsworth vs. Virginia Tech (3/18/16)
 9, Matt Carlino vs. Washington (3/19/13)
 9, Matt Carlino vs. Mercer (3/25/13)
 9, Matt Carlino at Southern Miss (3/27/13)
 8, Richie Webb vs. UC Irvine (3/18/86)
 8, Bob Capener vs. UC Irvine (3/18/86)
 8, Matt Montague vs. Notre Dame (3/22/00)
 6, Bob Capener vs. SMU (3/13/86)
 6, Brock Bigelow vs. Fresno State (3/22/94)
 6, Nathan Cooper vs. Bowling Green (3/15/00)
 5, Steve Kramer vs. Temple (3/14/66)
 5, Gary Hill vs. Temple (3/14/66)
 5, Gary Hill vs. NYU (3/19/66)
 5, Matt Montague at Memphis (3/20/02)
 5, Travis Hansen at Memphis (3/20/02)
 5, Rashaun Broadus at Houston (3/15/06)
 5, Lee Cummar at Houston (3/15/06)
 5, Michael Vranes vs. Bowling Green (3/15/00)
 5, Michael Vranes vs. So. Illinois (3/20/00)
 5, Matt Carlino vs. Baylor (4/2/13)
 5, Nick Emery vs. Creighton (3/22/16)

Blocked Shots in a Single Game

4, Greg Kite vs. Washington (3/10/82)
 4, Trent Plaisted at Houston (3/15/06)
 3, Kenneth Roberts vs. Arizona State (3/17/94)
 3, Nate Austin vs. Washington (3/19/13)
 3, Nate Austin vs. Virginia Tech (3/18/16)
 3, Corbin Kaufusi vs. Creighton (3/22/16)

Steals in a Single Game

5, Richie Webb vs. SMU (3/13/86)
 4, Mark Bigelow at Memphis (3/20/02)
 3, Travis Hansen vs. UC Irvine (3/14/02)
 3, Travis Hansen at Memphis (3/20/02)
 3, Alan Pollard vs. UC Irvine (3/18/86)
 3, David Nielsen vs. Bowling Green (3/15/00)
 3, Michael Vranes vs. Southern Illinois (3/20/00)
 3, Zac Seljaas vs. UAB (3/16/16)

Minutes Played in a Single Game

40, Steve Trumbo vs. Washington (3/10/82)
 40, Richie Webb vs. SMU (3/13/86)
 40, Tom Gneiting vs. SMU (3/13/86)
 39, Robbie Reid vs. Fresno State (3/22/94)
 39, Matt Carlino at Southern Miss (3/27/13)
 39, Tyler Haws vs. Baylor (4/2/13)
 39, Nate Austin vs. Baylor (4/2/13)
 38, Tom Gneiting vs. Ohio State (3/21/86)
 38, Richie Webb vs. Ohio State (3/21/86)
 38, Robbie Reid vs. Arizona State (3/17/94)
 38, Terrell Lyday vs. Notre Dame (3/22/00)
 38, Tyler Haws vs. Washington (3/19/13)
 38, Tyler Haws at Southern Miss (3/27/13)
 38, Chase Fischer vs. Virginia Tech (3/18/16)
 38, Kyle Collinsworth vs. Virginia Tech (3/18/16)

Career NIT Points

Tyler Haws	111
Roland Minson	80
Brandon Davies	73
Matt Carlino	72
Chase Fischer	66
Steve Kramer	61
Dick Nemelka	57
Joe Richey	53
Richie Webb	52
Nick Emery	49
Tom Gneiting	48
Kyle Collinsworth	47
Jeff Chatman	45
Brock Zylstra	43
Terrell Lyday	42
Jeff Congdon	42
Travis Hansen	40
Mekeli Wesley	39
Bob Capener	38
Zac Seljaas	38
Michael Vranes	37
Eric Nielsen	37
Craig Raymond	36
Kyle Davis	36
Russell Larson	35
Mark Bigelow	32

QUICK FACTS

University Information

Location: Provo, Utah 84602
 Elevation: 4,553 feet
 Enrollment: 33,336 (Daytime)
 Founded: October 15, 1875
 Owned: The Church of Jesus Christ of Latter-day Saints
 Nickname: Cougars
 Mascot: Cosmo
 Colors: Blue and White
 Arena (capacity): Marriott Center (18,987)
 Conference: West Coast Conference
 President: Kevin J Worthen (BYU, 1979)
 Athletic Director: Tom Holmoe (BYU, 1983)
 Athletic Website: BYUcougars.com
 Tickets: (801) 422-BYU1 or (800) 322-BYU1

2015-16 Preview

Lettermen Returning/Lost: 6/10
 Newcomers: 6
 Returning Redshirts: 4
 Starters Returning/Lost: 3/2
 Returning Scoring: 37.8% (1,109 of 2,931 pts)
 Returning Rebounding: 43.4% (586 of 1,349 reb)
 Returning Assists: 48.5% (288 of 594 ast)
 Returning Blocks: 47.6% (49 of 103)
 Returning Minutes: 40.7% (2,892 of 7,100)

2014-15 Review

Overall Record: 25-10
 H/A/N Record: 13-3/8-3/4-4
 Conference Record/Finish: 13-5 (2nd)
 2015 Postseason: (0-1 in the NCAA tournament)
 1st Round: Ole Miss – L, 90-94
 2015 Final National Ranking: NR/NR

BYU Coaching Staff

Head Coach: Dave Rose
 Alma Mater (year): Houston (1983)
 Record at School (years): 283-98 (11th year)
 Career Division I Record (years): same
 Basketball Office Fax: (801) 422-5965
 Associate Head Coach (Alma Mater, year)
 Tim LaComb (Utah, 2006)
 Assistant Coaches (Alma Mater, year)
 Terry Nashif (BYU, 2005)
 Quincy Lewis (Wagner, 1993)
 Dir. of Basketball Operations: Andrew May (BYU, 2010)

BYU History

First Year of Basketball: 1903
 All-Time Record: 1764-1058 (.625)
 Winning Seasons: 88 (last 2015)
 Regular Season Conf. Championships: 29 (last 2011)
 Postseason Appearances (record): 40 (30-41)
 Total NCAA Appearances (record): 29 (15-32)
 Last NCAA Appearance: 2015
 First Round: L vs. No. 11 seed Ole Miss, 90-94
 Total NIT Appearances (Record): 11 (15-9)
 Last NIT Appearance: 2013
 Result: Advanced to the semifinals

Media Relations

Men's Basketball Contact: Kyle Chilton
 Cell Phone: 801-372-2080
 Office Phone: 801-422-4909
 Email: kyle_chilton@byu.edu

Media Information

Radio Station: Cougar IMG Sports Network/KSL
 102.7 FM and 1160 AM
 Play-By-Play Announcer: Greg Wrubell
 Beat Writers: Jeff Call, Deseret News
 Darnell Dickson, Daily Herald
 Jay Drew, Salt Lake Tribune

2015-16 BYU STARTING LINEUPS

Opponent	(1)	(2)	(3)	(4)	(5)
Utah Valley	Collinsworth	Fischer	Toolson	Davis	Kaufusi
at Long Beach State	Collinsworth	Fischer	Toolson	Davis	Kaufusi
Adams State	Collinsworth	Fischer	Toolson	Davis	Kaufusi
Mississippi Valley State	Collinsworth	Fischer	Emery	Davis	Kaufusi
Belmont	Collinsworth	Fischer	Emery	Davis	Kaufusi
at Utah	Collinsworth	Fischer	Emery	Davis	Kaufusi
vs. Weber State	Collinsworth	Fischer	Toolson	Davis	Kaufusi
Utah State	Collinsworth	Fischer	Toolson	Davis	Kaufusi
at Colorado	Collinsworth	Fischer	Emery	Davis	Kaufusi
Central Michigan	Collinsworth	Fischer	Emery	Davis	Kaufusi
vs. Harvard	Collinsworth	Fischer	Emery	Davis	Kaufusi
vs. New Mexico	Collinsworth	Fischer	Emery	Davis	Austin
vs. Northern Iowa	Collinsworth	Fischer	Emery	Davis	Austin
at Saint Mary's	Collinsworth	Fischer	Emery	Davis	Austin
at Pacific	Collinsworth	Fischer	Emery	Davis	Austin
Santa Clara	Collinsworth	Fischer	Emery	Davis	Austin
San Francisco	Collinsworth	Fischer	Emery	Davis	Austin
at Gonzaga	Collinsworth	Fischer	Emery	Davis	Austin
at Portland	Collinsworth	Fischer	Emery	Davis	Austin
at Loyola Marymount	Collinsworth	Fischer	Emery	Davis	Austin
at Pepperdine	Collinsworth	Fischer	Emery	Davis	Austin
Loyola Marymount	Collinsworth	Fischer	Emery	Davis	Austin
Pepperdine	Collinsworth	Fischer	Emery	Davis	Austin
Saint Mary's	Collinsworth	Fischer	Emery	Davis	Hartsock
Pacific	Collinsworth	Fischer	Emery	Davis	Hartsock
at San Francisco	Collinsworth	Fischer	Emery	Davis	Kaufusi
at Santa Clara	Collinsworth	Fischer	Emery	Davis	Kaufusi
at San Diego	Collinsworth	Fischer	Emery	Davis	Kaufusi
San Diego	Collinsworth	Fischer	Emery	Davis	Kaufusi
Portland	Collinsworth	Fischer	Emery	Davis	Kaufusi
Gonzaga	Collinsworth	Fischer	Emery	Davis	Kaufusi
vs. Santa Clara	Collinsworth	Fischer	Emery	Davis	Kaufusi
vs. Gonzaga	Collinsworth	Fischer	Emery	Davis	Kaufusi
UAB	Collinsworth	Fischer	Emery	Davis	Kaufusi
Virginia Tech	Collinsworth	Fischer	Emery	Davis	Kaufusi
Creighton	Collinsworth	Fischer	Emery	Davis	Kaufusi
Valparaiso					
Won-Loss Records	(1)	(2)	(3)	(4)	(5)
4-1	Collinsworth	Fischer	Toolson	Davis	Kaufusi
11-5	Collinsworth	Fischer	Emery	Davis	Kaufusi
9-3	Collinsworth	Fischer	Emery	Davis	Austin
1-1	Collinsworth	Fischer	Emery	Davis	Hartsock
1-0	Emery	Fischer	Seljaas	Davis	Kaufusi

GAMES PLAYED (RECORD)

	2015-16	Career
Nate Austin	36 (26-10)	152 (106-46)
Kyle Collinsworth	36 (26-10)	139 (103-36)
Chase Fischer	36 (26-10)	70 (51-19)
Corbin Kaufusi	35 (25-10)	69 (49-20)
Jake Toolson	10 (7-3)	36 (26-10)
Kyle Davis	36 (26-10)	36 (26-10)
Nick Emery	35 (25-10)	35 (25-10)
Jordan Chatman	35 (25-10)	35 (25-10)
Zac Seljaas	34 (24-10)	34 (24-10)
Jakob Hartsock	23 (17-6)	23 (17-6)
Braiden Shaw	19 (17-2)	19 (17-2)
Jamal Aytes	22 (17-5)	22 (17-5)
Davin Guinn	9 (8-1)	9 (8-1)

GAMES STARTED (RECORD)

	2015-16	Career
Kyle Collinsworth	35 (25-10)	129 (94-35)
Nate Austin	12 (9-3)	65 (44-21)
Chase Fischer	36 (26-10)	69 (50-19)
Corbin Kaufusi	22 (16-6)	35 (26-9)
Kyle Davis	36 (26-10)	36 (26-10)
Jake Toolson	5 (4-1)	5 (4-1)
Nick Emery	31 (22-9)	31 (22-9)
Jakob Hartsock	2 (1-1)	2 (1-1)
Zac Seljaas	1 (1-0)	1 (1-0)

STREAKS

Streak	2015-16	Overall
Current won/loss streak	3 wins	same
At home	3 wins	same
On the road	3 wins	same
On a neutral floor	1 loss	same
At home vs. Nonconference	9 wins	11 wins
At home vs. WCC	1 loss	same
On the road vs. Nonconference	3 losses	same
On the road vs. WCC	3 wins	same
On a neutral floor vs. Nonconference	1 win	same
On a neutral floor vs. WCC	1 loss	same
At regular season tournament	2 wins	same
At WCC Tournament	1 loss	same
NCAA Tournament		3 losses
At NIT	3 wins	same
Games with a 3-point make	36 games	74 games
Vs. In-state teams	2 wins	same
At home vs. in-state teams	2 wins	same
On the road vs. in-state teams	1 loss	same

LEADS AND DEFICITS, BYU'S BIGGEST...

Halftime lead	28 (39-11 vs. San Diego)
Halftime lead lost in defeat	2 (34-32 vs. Pacific)
Halftime deficit	23 (28-51 at Utah)
Halftime deficit erased in victory	10 (40-50 at Loyola Marymount)
Overall lead	58 (91-33 vs. San Diego)
Margin of victory	58 (91-33 vs. San Diego)
Margin of defeat	11 (74-85 at Saint Mary's)
Lead lost in defeat	8 (10-2 at Long Beach State)
Overall deficit	25 (36-61 at Colorado)
Deficit overcome in victory	15 (31-46 at Loyola Marymount) 13 (41-54 at Gonzaga) 13 (19-32 at San Diego) 12 (15-27 vs. Creighton) 11 (14-25 vs. Belmont)

Chase was on the case

Senior guard Chase Fischer led BYU to an 80-77 second round win in the NIT over Virginia Tech with a game-high 24 points, including 18 in the second half. With 5:49 remaining and BYU trailing 70-68, Fischer outscored the Hokies 12-7 as he hit two 3s, scored on a driving a layup and made four free throws.

ALL-WCC HONOREES

Kyle Collinworth

WCC Player of the Year • All-WCC First Team

- A team captain
- A top-10 finalist for the Bob Cousy Award
- Two-time WCC Player of the Week (Nov. 30, Jan. 11)
- Nov. 30 CBS Sports National Player of the Week
- Has totaled 6 triple-doubles, tied with his 2014-15 total for most in a season in NCAA history
- The NCAA's career triple-double record holder with 12
- Nationally is 5th in assists per game, 38th in steals per game, 28th in double-doubles, 86th in rebounds and 96th in assist to turnover ratio
- In all games is 11th in the WCC in scoring, 3rd in rebounding, 1st in assists, 1st in steals, 8th in assist to turnover ratio, 7th in offensive rebounds and 7th in minutes played
- In WCC games was 13th in scoring, 3rd in rebounding, 1st in assists, 1st in steals, 6th in assist to turnover ratio and 4th in offensive rebounds
- First on the team in assists, steals and rebounding and third in scoring and blocks
- Set the BYU record for assists in a single season
- BYU's all-time career leader in assists, rebounds and offensive rebounds and second all-time in steals
- Has 15 double-doubles and 10 games with 10-plus assists this season
- Season highs of 26 points, 16 rebounds, 16 assists and 5 steals

Chase Fischer
All-WCC First Team

- A team captain
- Nationally is 73rd in scoring, 18th in 3-point field goals per game, 90th in 3-point field-goal percentage and 103rd in free-throw percentage
- In all games is T4th in the WCC in scoring, 5th in free-throw percentage, 11th in steals, 1st in 3-point field goals made and 6th in minutes played
- In WCC games was 5th in scoring, 3rd in free-throw percentage, T11th in steals, 3rd in 3-point field goals made and 5th in minutes played
- Currently 2nd for 3s in a single season at BYU with 110
- Has scored 20-plus in 18 games this season
- Has a current streak of 25-straight games with at least one 3-pointer
- First all-time at BYU with 14 games with 5-plus 3-point field goals
- Set Diamond Head Classic records with 41 points and 9 3-point field goals
- Season highs of 41 points, 6 rebounds, 6 assists, 4 steals and 9 3-pointers

Nick Emery

All-WCC Second Team, All-WCC Freshman Team

- WCC Player of the Week (Feb. 15)
- Nationally is 55th in 3-point field goals per game and 77th in 3-point field-goal percentage
- In all games is 10th in the WCC in scoring, 13th in assists, 3rd in free-throw percentage, 4th in steals and 5th in 3-point field goals made
- In WCC games was 11th in scoring, 10th in free-throw percentage, 3rd in steals and 4th in 3-point field goals made
- Second on the team in scoring, 3-point field goals, assists and steals
- BYU's freshman record holder for 3-point field goals in a season and single game, games with 3-plus 3s and games with 5-plus 3s
- Set the BYU freshman record with 37 points at San Francisco
- Tied the BYU single-game record with 10 3s at San Francisco
- In league games was first among WCC freshmen in scoring, 3-point field goals and steals and second in free-throw percentage
- Nationally, Emery is 14th among freshmen in scoring, 6th in 3-point field goals per game and 26th in steals per game
- Fourth in a single season in BYU history with 94 3-pointers

NOTES AND STORYLINES

Dave Rose

BYU head coach Dave Rose has led the Cougars to one of the most successful eras in program history since taking over in 2005. His career record of 283-98 ranks him second in BYU history in total victories and first in winning percentage (.743). Rose has been named conference coach of the year three times, led the Cougars to four conference titles, eight NCAA tournament appearances, three NIT appearances, eight 25-win seasons and 11 20-win seasons. In 2010, he led BYU to its first NCAA tournament victory in 17 years and the Cougars won at least one postseason game in the next three seasons.

Rose among the nation's best

Dave Rose is 8th in career winning percentage among active NCAA Division I head coaches (as of 3/23/16).

Rk	Coach	Yrs.	W	L	Pct.	Rk	Coach	Yrs.	W	L	Pct.
1	Mark Few, Gonzaga	17	466	110	.8090	9	Sean Miller, Arizona	12	308	108	.7404
2	Roy Williams, UNC	28	780	208	.7895	10	Rick Pitino, Louisville	31	745	262	.7398
3	John Calipari, Kentucky	24	620	185	.7702	11	Tim Cluess, Iona	10	238	88	.7301
4	Mike Krzyzewski, Duke	41	1043	320	.7652	12	Jamie Dixon, Pittsburgh	13	328	123	.7273
5	Steve Prohm, Iowa State	10	127	40	.7605	13	Shaka Smart, Texas	7	183	69	.7262
6	Bill Self, Kansas	23	591	187	.7596	14	Bruce Pearl, Auburn	21	488	185	.7251
7	Thad Matta, Ohio State	16	422	139	.7522	15	Larry Brown, SMU	11	257	99	.7219
8	Dave Rose, BYU	11	283	98	.7428						

Ripley's believe it or not

Ripley, West Virginia, native had himself a morning against New Mexico on day two of the Hawaiian Airlines Diamond Head Classic, setting tournament records with 41 points and 9 3-point field goals. Fischer is one of 10 Cougars to score 40 in a game and his 9 3-pointers are tied for the second most in a game in BYU history.

Kyle Collinworth: In a class by himself

Senior guard Kyle Collinworth is the only player in the last 20 years in NCAA Division I basketball to compile career totals of 1,600-plus points, 1,000-plus rebounds, 600-plus assists and 200-plus steals. Prior to the Jan. 30 Pepperdine game, Collinworth and Terrence Williams (2005-09) of Louisville were the only two players to have career totals of 1,400 points, 900 rebounds, 500 assists and 200 steals. Collinworth also stands apart in the BYU record book as he is the school's all-time leader in total rebounds and total assists.

Things will be great when you shoot from downtown

In 2015-16 BYU has set the team records for 3-pointers made in a single season and 3-pointers made per game. See below for BYU's 3-point totals and averages under Dave Rose.

Season	Games Played	Games w/10-plus 3s	Total 3s	3s/Game	Season	Games Played	Games w/10-plus 3s	Total 3s	3s/Game
2005-06	29	5	202	7.0	2011-12	35	8	233	6.7
2006-07	34	7	256	7.5	2012-13	36	4	213	5.9
2007-08	35	11	285	8.1	2013-14	35	3	177	5.1
2008-09	33	8	238	6.8	2014-15	35	12	300	8.6
2009-10	36	9	292	8.1	2015-16	36	13	323	9.0
2010-11	37	11	312	8.4					

Slow down for what?

While college basketball has been trending toward slower, lower scoring games over the last several seasons, BYU basketball has maintained its high-octane attack. From 2009 to 2015, BYU was one of only two teams along with VMI in the country to be ranked among the top-15 in scoring each year. During that span, the Cougars finished second (2009-10, 2014-15), third (2013-14), seventh (2010-11), 12th (2012-13) and 13th (2011-12). In 2015-16, BYU is averaging 84.0 points per game, 6th in the country.

'What would we do baby, without us?'

Several players on the 2015-16 roster have family ties to former BYU men's and women's basketball players.

- Jordan Chatman: Jeff Chatman, father (1984-88)
- Kyle Collinworth: Chris Collinworth, brother (2007-08, 10-12)
- Nick Emery: Jackson Emery, brother (2005-06, 08-11)
- Alan Hamson: Jennifer Hamson, sister (2010-14); Tresa Spaulding Hamson, mother (1983-87)
- Jakob Hartsock: Noah Hartsock, brother (2008-12)
- Corbin Kaufusi: Bronson Kaufusi, brother (2012-13)
- Zac Seljaas: Nancy Seljaas, sister (2002-07)
- Jake Toolson: Danny Ainge, uncle (1977-81)

Missions

Ten of BYU's players and four members of the coaching staff have served missions for The Church of Jesus Christ of Latter-day Saints. See the list below:

Players	Coaches
Nate Austin: McAllen, Texas	Dave Rose: England
Jordan Chatman: Taiwan	Tim LaComb: Boston
Kyle Collinworth: Russia	Andrew May: Washington, D.C.
Kyle Davis: Detroit	Terry Nashif: Columbia, South Carolina
Nick Emery: Germany	Braiden Shaw: Sacramento, California

Collinworth's triple-doubles

See below for a list of Kyle Collinworth's NCAA career record 12 triple-doubles:

Opponent	Pts	Reb	Ast	Opponent	Pts	Reb	Ast
vs. Hawai'i, 12/6/14	19	12	10	Belmont, 11/28/15	26	10	10
Gonzaga, 12/27/14	19	12	10	Central Michigan, 12/18/15	12	10	10
at San Francisco, 1/3/15	12	12	10	Santa Clara, 1/7/16	21	11	10
at Pacific, 1/15/15	17	11	11	at Loyola Marymount, 1/21/15	10	13	15
at Loyola Marymount, 2/7/15	23	12	10	Portland, 2/25/16	14	10	16
vs. Portland, 3/9/15	13	14	11	UAB, 3/16/16	19	10	12

CAREER RECORDS

Points

Rk Name, Years	Pts
1 Tyler Haws, 2009-10, 12-15	2,720
2 Jimmer Fredette, 2007-11	2,599
3 Danny Ainge, 1977-81	2,467
4 Michael Smith, 1983-84, 86-89	2,319
5 Devin Durrant, 1978-80, 82-84	2,285
6 Russell Larson, 1991-95	1,885
7 Fred Roberts, 1978-82	1,841
8 Jeff Chatman, 1984-88	1,824
9 Mekeli Wesley, 1997-01	1,740
10 Mark Bigelow, 1998-99, 01-04	1,715
11 Kyle Collinsworth, 2010-11, 13-16	1,687
12 Brandon Davies, 2009-13	1,680
13 Ken Roberts, 1990-91, 93-96	1,652
14 Lee Cummond, 2005-09	1,569
15 Jonathan Tavernari, 2006-10	1,519
16 Kresimir Cosic, 1970-73	1,513
17 Joe Nelson, 1947-50	1,494
18 Jay Cheesman, 1973-77	1,408
19 Roland Minson, 1948-51	1,407
20 Andy Toolson, 1984-85, 87-90	1,388
21 Trent Plaisted, 2004-08	1,372
22 Marty Haws, 1986-90	1,337
23 Dick Nemelka, 1963-66	1,299
24 Alan Taylor, 1976-80	1,284
25 Jackson Emery, 2005-06, 08-11	1,235
26 Doug Richards, 1971-74	1,218
27 Gary Frost, 1987-88, 90-93	1,205
28 Matt Carlino, 2011-14	1,201
29 Eldon Bimley, 1927-31	1,195
30 Noah Hartsock, 2008-12	1,191
31 Joe Richey, 1950-53	1,177
32 Randy Reid, 1992-96	1,170
33 Kari Liimo, 1966-69	1,156
34 Elwood Romney, 1929-33	1,150
35 Doug Howard, 1967-70	1,143
36 Mel Hutchins, 1947-48, 49-51	1,141
37 Travis Hansen, 2000-03	1,137
38 Steve Schreiner, 1988-91	1,128
39 John Fairchild, 1963-65	1,109
40 Gary Earnest, 1958-61	1,108
41 Terrell Lyday, 1999-01	1,105
Chase Fischer, 2014-16	1,105
43 Mark Handy, 1973-77	1,098
44 Bruce Burton, 1960-63	1,089
45 Keena Young, 2004-07	1,068
46 Scott Runia, 1976-80	1,051
47 Bernie Fryer, 1970-72	1,030
48 Dave Eastis, 1958-61	1,015

3-Point Field Goals Made

Rk Name, Years	3FG
1 Jimmer Fredette, 2007-11	296
2 Jonathan Tavernari, 2006-10	265
3 Jackson Emery, 2005-06, 08-11	230
4 Mark Bigelow, 1998-99, 01-04	213
Chase Fischer, 2014-16	213
6 Mike Rose, 2003-07	163
7 Tyler Haws, 09-10, 12-15	162
8 Matt Carlino, 2011-14	157
9 Lee Cummond, 2005-09	153
10 Andy Toolson, 1984-85, 87-90	141

3-Point Field Goals Per Game

Rk Name, Years	G	3FG	Avg
1 Chase Fischer, 2014-16	70	213	3.04
2 Jimmer Fredette, 2007-11	139	296	2.13
3 Jonathan Tavernari, 2006-10	132	265	2.01
4 Nick Sanderson, 1991-93	65	129	1.98
5 Terrell Lyday, 1999-01	66	127	1.92

5 3-Pointers Games

Rk Name, Years	#
1 Chase Fischer, 2014-16	14
2 Jonathan Tavernari, 2006-10	13
Jimmer Fredette, 2007-11	13
4 Jackson Emery, 2005-06, 08-11	11

3 3-Pointers Games

Rk Name, Years	#
1 Jimmer Fredette, 2007-11	47
2 Jonathan Tavernari, 2006-10	46
3 Chase Fischer, 2014-16	39
4 Jackson Emery, 2005-06, 08-11	34
Mark Bigelow, 1998-99, 01-04	34

Free Throws Made

Rk Name, Years	#
1 Tyler Haws, 2009-10, 12-15	724
2 Jimmer Fredette, 2007-11	627
3 Devin Durrant, 1978-80, 82-84	621
4 Russell Larson, 1991-95	541
5 Ken Roberts, 1990-91, 93-96	511
6 Mekeli Wesley, 1997-01	509
7 Danny Ainge, 1977-81	493
8 Fred Roberts, 1978-82	467
9 Brandon Davies, 2009-13	456
10 Kyle Collinsworth, 2010-11, 13-16	439

Free Throw Attempts

Rk Name, Years	#
1 Devin Durrant, 1978-80, 82-84	820
Tyler Haws, 2009-10, 12-15	820
3 Jimmer Fredette, 2007-11	711
4 Brandon Davies, 2009-13	691
5 Kyle Collinsworth, 2010-11, 13-16	684

Rebounds

Rk Name, Years	G	Reb	Avg
1 Kyle Collinsworth, 2010-11, 13-16	139	1,042	7.5
2 Michael Smith, 1983-84, 86-89	122	922	7.6
3 Kresimir Cosic, 1970-73	79	919	11.6
Alan Taylor, 1976-80	110	919	8.4
5 Greg Kite, 1979-83	112	847	7.6
6 Brandon Davies, 2009-13	135	840	6.2
7 Fred Roberts, 1978-82	119	838	7.0
8 Steve Trumbo, 1978-82	116	835	7.2
9 Russell Larson, 1991-95	129	821	6.4

Steals

Rk Name, Years	G	Stl	Avg
1 Jackson Emery, 2005-06, 08-11	133	249	1.9
2 Kyle Collinsworth, 2010-11, 13-16	139	224	1.6
3 Danny Ainge, 1977-81	118	195	1.7
4 Marty Haws, 1986-90	123	182	1.5
5 Jimmer Fredette, 2007-11	139	167	1.2

Steals Per Game

Rk Name, Years	G	Stl	Avg
1 Jackson Emery, 2005-06, 08-11	133	249	1.87
2 Matt Carlino, 2011-15	96	161	1.68
3 Danny Ainge, 1977-81	118	195	1.65
4 Kyle Collinsworth, 2010-11, 13-16	139	224	1.61
5 Terrell Lyday, 1999-01	66	99	1.50

3-Steals Games

Rk Name, Years	#
1 Jackson Emery, 2005-06, 08-11	39
2 Kyle Collinsworth, 2010-11, 13-16	34
3 Danny Ainge, 1977-81	30
4 Matt Carlino, 2011-14	25
5 Marty Haws, 1986-90	23

Blocks

Rk Name, Years	G	Blk	Avg
1 Greg Kite, 1979-83	112	208	1.9
2 Shawn Bradley, 1990-91	34	177	5.2
3 Noah Hartsock, 2008-12	134	177	1.3
4 Russell Larson, 1991-95	129	166	1.3
5 Brandon Davies, 2009-13	135	123	0.9
6 Alan Taylor, 1976-80	110	119	1.1
7 Trent Plaisted, 2004-08	103	107	1.0
8 Jeff Chatman, 1984-88	122	107	0.9
9 Lee Cummond, 2005-09	131	106	0.8
10 Chris Miles, 2004-05, 07-10	131	89	0.7
Nate Austin, 2011-16	152	89	0.6

Offensive Rebounds

Rk Name, Years	G	OReb	Avg
1 Kyle Collinsworth, 2010-11, 13-16	139	306	2.20
2 Nate Austin, 2011-16	152	289	1.90
3 Ken Roberts, 1990-91, 93-96	126	268	2.13
4 Brandon Davies, 2009-13	135	246	1.82
5 Russell Larson, 1991-95	129	245	1.90

Fastest to 1,000 Career Points

Rk Name, Years	#
1 John Fairchild, 1963-65	48
2 Danny Ainge, 1977-81	49
3 Bernie Fryer, 1970-72	53
4 Kresimir Cosic, 1970-73	54
5 Terrell Lyday, 1999-01	61
6 Tyler Haws, 2009-10, 12-15	64
7 Chase Fischer, 2014-16	65

Fastest to 1,100 Career Points

Rk Name, Years	#
1 John Fairchild, 1963-65	53
2 Danny Ainge, 1977-81	56
3 Kresimir Cosic, 1970-73	58
5 Terrell Lyday, 1999-01	66
6 Tyler Haws, 2009-10, 12-15	68
7 Chase Fischer, 2014-16	70
Dick Nemelka, 1963-66	70

Double-Figure Scoring Games

Rk Name, Years	#
1 Tyler Haws, 2009-10, 12-15	122
2 Danny Ainge, 1977-81	117
3 Jimmer Fredette, 2007-11	106
4 Michael Smith, 1983-84, 86-89	100
5 Devin Durrant, 1978-80, 82-84	99
Mark Bigelow, 1998-99, 01-04	99
7 Kyle Collinsworth, 2010-11, 13-16	98
8 Fred Roberts, 1978-82	96
9 Russell Larson, 1991-95	92
10 Brandon Davies, 2009-13	90

Assists

Rk Name, Years	G	Ast	Avg
1 Kyle Collinsworth, 2010-11, 13-16	139	698	5.0
2 Matt Montague, 1996-97, 99-02	122	570	4.7
3 Danny Ainge, 1977-81	118	539	4.6
4 Nathan Call, 1986-88, 90-92	129	528	4.1
5 Jimmer Fredette, 2007-11	139	515	3.7

Assists Per Game

Rk Name, Years	G	Ast	Avg
1 Kyle Collinsworth, 2010-11, 13-16	139	698	5.02
2 Matt Montague, 1996-97, 99-02	122	570	4.67
3 Danny Ainge, 1977-81	118	539	4.57
4 Matt Carlino, 2011-14	96	437	4.55
5 Nathan Call, 1986-88, 90-92	129	528	4.09

10-Assist Games

Rk Name, Years	#
1 Kyle Collinsworth, 2010-11, 13-16	18
2 Matt Montague, 1996-97, 99-02	10
3 Nathan Call, 1986-88, 90-92	6
4 Danny Ainge, 1977-81	5
Randy Reid, 1992-96	5

Games Played

Rk Name, Years	GP
1 Nate Austin, 2011-16	152
2 Charles Abouo, 2008-12	141
2 Matt Montague, 1996-97, 99-02	141
3 Jimmer Fredette, 2007-11	139
Tyler Haws, 2009-10, 2012-15	139
Kyle Collinsworth, 2010-11, 13-16	139

Most Overall Victories

Rk Name, Years	#
1 Charles Abouo, 2008-12	113
2 Jimmer Fredette, 2007-11	112
3 Noah Hartsock, 2008-12	107
Brandon Davies, 2009-13	107
5 Nate Austin, 2011-16	106
6 Jackson Emery, 2005-06, 08-11	105
7 Jonathan Tavernari, 2006-10	103
Kyle Collinsworth, 2010-11, 13-16	103
9 Tyler Haws, 2009-10, 12-15	100
10 Lee Cummond, 2005-09	97

Games Started

Rk Name, Years	GS
1 Tyler Haws, 2009-10, 2012-15	137
2 Kyle Collinsworth, 2010-11, 13-16	129
3 Randy Reid, 1992-96	123
4 Jeff Chatman, 1984-88	122
5 Ken Roberts, 1990-91, 93-96	121
6 Mark Bigelow, 1998-99, 01-04	119
Fred Roberts, 1978-82	119
8 Danny Ainge, 1977-81	118
9 Michael Smith, 1983-84, 86-89	117
Devin Durrant, 1978-80, 82-84	117

Double-Doubles

Rk Name, Years	D-D
1 Kresimir Cosic, 1970-73	48
2 John Fairchild, 1964-65	39
3 Kyle Collinsworth, 2010-11, 13-16	37
4 Alan Taylor, 1976-80	34
5 Bruce Burton, 1960-63	31

Personal Fouls

Rk Name, Years	G	PF	Avg
1 Nate Austin, 2011-16	152	424	2.8
2 Russell Larson, 1991-95	129	408	3.2
3 Brandon Davies, 2009-13	135	406	3.0
4 Danny Ainge, 1977-81	118	393	3.3
5 Eric Nielsen, 1996-97, 99-02	122	391	3.2

SEASON RECORDS

Points

Rk Name, Years	G	Pts	Avg
1 Jimmer Fredette, 2010-11	37	1,068	28.9
2 Devin Durrant, 1983-84	31	866	27.9
3 Danny Ainge, 1980-81	32	782	24.4
4 Tyler Haws, 2012-13	36	780	21.7
5 Tyler Haws, 2014-15	35	776	22.2
6 Tyler Haws, 2013-14	33	767	23.2
7 Michael Smith, 1988-89	29	765	26.4
8 Jimmer Fredette, 2009-10	34	751	22.1
9 Michael Smith, 1987-88	32	679	21.2
10 Devin Durrant, 1982-83	29	662	22.8
11 Chase Fischer, 2015-16	36	657	18.3
12 Michael Smith, 1986-87	32	643	20.1

Field Goal Percentage

Rk Name, Year	FG	FGA	Pct
1 Russell Larson, 1992-93	135	214	.631
2 Jim Usevitch, 1983-84	85	137	.620
3 Tom Gneiting, 1986-87	90	146	.616
4 Corbin Kaufusi, 2015-16	77	126	.611
5 Eric Nielsen, 2000-01	77	127	.606

*Minimum 50 FG Made

3-Point Field Goals

Rk Name, Years	#
1 Jimmer Fredette, 2010-11	124
2 Chase Fischer, 2015-16	110
3 Chase Fischer, 2014-15	103
4 Nick Emery, 2015-16	94
5 Jackson Emery, 2010-11	92
6 Jonathan Tavernari, 2007-08	88
7 Jackson Emery, 2009-10	85
Jonathan Tavernari, 2008-09	85
9 Jimmer Fredette, 2009-10	77
10 Andy Toolson, 1989-90	74
11 Nick Sanderson, 1992-93	73
12 Nathan Bower, 1997-98	68

Steals Per Game

Rk	Name, Year	G	Stl	Avg
1	Jackson Emery, 2010-11	37	101	2.7
2	Jackson Emery, 2009-10	35	91	2.6
3	Marly Haws, 1989-90	30	66	2.2
4	Danny Ainge, 1977-78	30	60	2.00
5	Kyle Collingsworth, 2015-16	36	69	1.92
6	Robbie Reid, 1994-95	32	61	1.91
7	Terrell Lyday, 1999-00	33	62	1.88
8	Kyle Collingsworth, 2014-15	33	59	1.79

*Minimum 20 Games Played

Double-Doubles

Rk	Name, Years	#
1	John Fairchild, 1964-65	22
2	Brett Applegate, 1983-84	21
3	Kresimir Cosic, 1971-72	20
4	Steve Trumbo, 1981-82	18
5	John Fairchild, 1963-64	17
6	Russell Larson, 1993-94	16
	Rafael Araujo, 2003-04	16
8	Bruce Burton, 1962-63	15
	Kresimir Cosic, 1970-71	15
	Kyle Collingsworth, 2015-16	15

10 Assist Games

Rk	Name, Years	#
1	Kyle Collingsworth, 2015-16	10
2	Kyle Collingsworth, 2014-15	8
3	Matt Montague, 2000-01	7
4	Nathan Call, 1991-92	5
5	Mike May, 1976-77	4

5 3-Pointers Games

Rk	Name, Years	#
1	Jimmer Fredette, 2010-11	10
2	Chase Fischer, 2014-15	8
3	Jackson Emery, 2010-11	6
	Chase Fischer, 2015-16	6
5	Jackson Emery, 2009-10	5
	Jonathan Tavernari, 2007-08	5
	Nick Emery, 2015-16	5

3 3-Pointers Games

Rk	Name, Years	#
1	Jimmer Fredette, 2010-11	22
	Chase Fischer, 2015-16	22
3	Nick Emery, 2015-16	19
4	Jackson Emery, 2010-11	17
	Jonathan Tavernari, 2008-09	17
	Chase Fischer, 2014-15	17

Consecutive Games with a 3-Pointer

Rk	Name, Years	#
1	Jimmer Fredette, 12/8/10 to 3/24/11	28
2	Chase Fischer, 12/23/15 to present	25
3	Jonathan Tavernari, 11/29/08 to 2/24/09	22
	Nick Emery, 11/20/15 to 2/4/16	22
5	Terrell Lyday, 11/20/00 to 2/12/01	21

Points Scored (Team)

Rk	Year	#
1	2015-16	3,023
2	2010-11	3,012
3	2009-10	2,992
4	2013-14	2,931
	2014-15	2,931

3-Point Field Goals (Team)

Rk	Year	#
1	2015-16	323
2	2010-11	312
3	2014-15	300
4	2009-10	292
5	2007-08	285

3-Point Field Goals Per Game (Team)

Rk	Name, Year	G	Bk	Avg
1	2015-16	36	323	9.0
2	2014-15	35	300	8.6
3	2010-11	37	312	8.4
4	2007-08	35	285	8.14
5	2009-10	36	292	8.11

Assists (Team)

Rk	Year	#
1	1992-93	613
2	2015-16	603
3	2011-12	599
4	1987-88	597
5	2014-15	594

Blocks (Team)

Rk	Year	#
1	1990-91	246
2	2011-12	154
	2015-16	154

SINGLE GAME RECORDS

3-Point Field Goals Made			
Rk	Name vs. Opponent, Date	3FG	
1	Chase Fischer (Sr.) vs. Chaminade, 11/25/2014	10	
	Nick Emery (Fr.) at San Francisco, 02/11/16	10	
3	Jimmer Fredette (Jr.) at Arizona, 12/28/2009	9	
	Chase Fischer (Sr.) vs. New Mexico, 12/23/15	9	
5	Mike Rose (Sr.) vs. UNLV, 02/03/2007	8	
	Matt Carlino (Jr.) vs. Portland, 02/22/2014	8	
	Mike Rose (Fr.) vs. Southern Utah, 11/21/2003	8	
8	Nick Sanderson (Sr.) at Utah State, 12/04/1992	7	
	Jimmer Fredette (Sr.) vs. New Mexico, 03/11/2011	7	
	Jimmer Fredette (Sr.) vs. Gonzaga, 03/19/2011	7	
	Jimmer Fredette (Sr.) at UNLV, 01/05/2011	7	
	Danny Bower (Jr.) vs. Ohio State, 12/30/1997	7	
	Chase Fischer (Sr.) vs. UAB, 03/16/2016	7	
	Zac Seljaas (Fr.) vs. Central Michigan, 12/18/15	7	

Assists

Rk	Name vs. Opponent, Date	3FG
1	Mike May (Jr.) vs. Niagara, 12/11/1976	16
	Kyle Collingsworth (Sr.) vs. Portland, 02/25/2016	16
3	Matt Montague (Sr.) vs. Idaho, 12/15/2001	15
	Matt Montague (Sr.) vs. Wyoming, 02/02/2002	15
	Kyle Collingsworth (Sr.) at Loyola Marymount, 01/21/16	15
6	Randy Reid (Sr.) at Texas Tech, 12/22/1995	14
7	Nathan Call (Sr.) vs. New Mexico, 01/30/1992	13
	Danny Ainge (Fr.) vs. Long Beach State, 11/28/1977	13
	Scott Sinek (Fr.) vs. Utah State, 12/26/1981	13

3-Point Field Goals (Team)

Rk	Opponent, Date	3FG
1	vs. Chaminade, 11/25/2014	17
	at San Francisco, 02/11/2016	17
3	vs. New Mexico, 12/23/2015	16
4	at Air Force, 02/09/2011	15
	vs. San Francisco, 01/09/2016	15
	vs. UNLV, 02/03/2007	15
	vs. Longwood, 11/18/2011	15
	at San Francisco, 01/03/2015	15
	vs. Eastern Kentucky, 11/29/2014	15
	vs. Ole Miss, 03/17/2015	15
	vs. Santa Clara, 01/31/2015	15
12	vs. TCU, 01/10/2007	14
	vs. Southern Utah, 12/28/2002	14
	at Arizona, 12/28/2009	14
	vs. Gonzaga, 03/19/2011	14
	at Utah, 01/11/2011	14
	at San Diego State, 02/26/2011	14
	at UNLV, 01/05/2011	14
	vs. Central Michigan, 12/18/2015	14

FRESHMAN SEASON RECORDS

Points Scored				
Rk	Name, Year	G	Pts	Avg
1	Danny Ainge, 1977-78	30	632	21.1
2	Nick Emery, 2015-16	35	567	16.2
3	Shawn Bradley, 1990-91	34	503	14.8
4	Mark Bigelow, 1998-99	28	419	15.0
5	Mekeli Wesley, 1997-98	30	406	13.5
6	Fred Roberts, 1978-79	28	399	14.3
7	Tyler Haws, 2009-10	35	397	11.3
8	Trent Plaisted, 2005-06	29	394	13.6
9	Eric Mika, 2013-14	33	389	11.8
10	Devin Durrant, 1978-79	28	370	13.2

Points Per Game

Rk	Name, Year	G	Pts	Avg
1	Danny Ainge, 1977-78	30	632	21.1
2	Nick Emery, 2015-16	35	567	16.2
3	Mark Bigelow, 1998-99	28	419	15.0
4	Shawn Bradley, 1990-91	34	503	14.8
5	Fred Roberts, 1978-79	28	399	14.3

Field Goals Made

Rk	Name, Years	#
1	Danny Ainge, 1977-78	243
2	Nick Emery, 2015-16	198
3	Shawn Bradley, 1990-91	187
4	Fred Roberts, 1978-79	158
5	Trent Plaisted, 2005-06	144
6	Devin Durrant, 1978-79	142
7	Eric Mika, 2013-14	139
8	Mark Bigelow, 1998-99	132

3-Point Field Goals

Rk	Name, Years	#
1	Nick Emery, 2015-16	94
2	Zac Seljaas, 2015-16	67
3	Mark Bigelow, 1998-99	64
4	Jimmer Fredette, 2007-08	43
5	Matt Carlino, 2011-12	41
6	Michael Vranes, 1998-99	40
7	Robbie Reid, 1993-94	35
8	Jonathan Tavernari, 2006-07	29
9	Mike Rose, 2003-04	28
10	Tyler Haws, 2009-10	25
	Anson Winder, 2011-12	25

3-Point Field Goal Percentage

Rk	Name, Year	3FG	3FGA	Pct
1	Zac Seljaas, 2015-16	67	130	.515
2	Ryan Cuff, 1992-93	20	42	.476
3	Mike Rose, 2003-04	28	61	.459
4	Michael Vranes, 1998-99	40	96	.417
5	Todd Christensen, 1995-96	23	59	.390
6	Mark Bigelow, 1998-99	44	113	.389
7	Nick Emery, 2015-16	94	247	.381
8	Jonathan Tavernari, 2006-07	29	78	.372
9	Tyler Haws, 2009-10	25	68	.368
10	Randy Reid, 1992-93	23	65	.354

3-Point Field Goals Per Game

Rk	Name, Year	G	3FG	Avg
1	Nick Emery, 2015-16	35	94	2.69
2	Zac Seljaas, 2015-16	34	67	1.97
3	Matt Carlino, 2011-12	25	41	1.64
4	Mark Bigelow, 1998-99	28	44	1.57
5	Michael Vranes, 1998-99	28	40	1.40

Free-Throw Percentage

Rk	Name, Year	FT	FTA	Pct
1	Tyler Haws, 2009-10	110	120	.917
2	Danny Ainge, 1977-78	146	169	.864
3	Nick Emery, 2015-16	77	90	.856
4	Randy Reid, 1992-93	71	83	.855
5	Jared Jensen, 2001-02	82	97	.845

3 3-Pointers Games

Rk	Name, Years	#
1	Nick Emery, 2015-16	19
2	Zac Seljaas, 2015-16	9
3	Matt Carlino, 2011-12	7
4	Mark Bigelow, 1998-99	5
	Robbie Reid, 1993-94	5
	Mike Rose, 2003-04	5
	Jimmer Fredette, 2007-08	5

5 3-Pointers Games

Rk	Name, Years	#
1	Nick Emery, 2015-16	5
2	Zac Seljaas, 2015-16	2
	Jonathan Tavernari, 2006-07	2
	Michael Vranes, 1998-99	2

Steals

Rk	Name, Year	G	Stl	Avg
1	Danny Ainge, 1977-78	30	60	2.0
2	Nick Emery, 2015-16	35	48	1.4
3	Kyle Collingsworth, 2010-11	36	39	1.1
4	Mark Bigelow, 1998-99	28	38	1.4
5	Matt Carlino, 2011-12	25	36	1.4
6	Anson Winder, 2011-12	34	35	1.0
7	Robbie Reid, 1993-94	32	33	1.0
8	Randy Reid, 1992-93	34	30	0.9
9	Michael Vranes, 1998-99	28	29	1.0
10	Scott Sinek, 1981-82	30	27	0.9
	Jimmer Fredette, 2007-08	35	27	0.8

Steals Per Game

Rk	Name, Year	G	Stl	Avg
1	Danny Ainge, 1977-78	30	60	2.0
2	Matt Carlino, 2011-12	25	36	1.44
3	Nick Emery, 2015-16	35	48	1.37
4	Mark Bigelow, 1998-99	28	38	1.36
5	Kyle Collingsworth, 2010-11	36	39	1.1
6	Michael Vranes, 1998-99	28	29	1.036
7	Robbie Reid, 1993-94	32	33	1.031
8	Anson Winder, 2011-12	34	35	1.029
9	Matt Montague, 1996-97	26	26	1.0
10	Scott Sinek, 1981-82	30	27	0.9

Double-Figure Scoring Games

Rk	Name, Years	#
1	Nick Emery, 2015-16	31
2	Danny Ainge, 1977-78	29
3	Trent Plaisted, 2005-06	25
4	Shawn Bradley, 1990-91	24
	Eric Mika, 2013-14	24
6	Mark Bigelow, 1998-99	23
7	Tyler Haws, 2009-10	21
8	Mekeli Wesley, 1997-98	20
9	Devin Durrant, 1978-79	19
10	Fred Roberts, 1978-79	18

20-Point Games

Rk	Name, Years	#
1	Danny Ainge, 1977-78	18
2	Shawn Bradley, 1990-91	11
	Nick Emery, 2015-16	11
4	Mark Bigelow, 1998-99	9
5	Fred Roberts, 1978-79	8
6	Mekeli Wesley, 1997-98	5
	Devin Durrant, 1978-79	5
8	Tyler Haws, 2009-10	4
9	Trent Plaisted, 2005-06	3</

BYU BASKETBALL

BYU'S RECORD WHEN/MISCELLANEOUS STATS

BYU'S RECORD WHEN ...

Venue	15-16	H	A	N	Under Rose
Overall	26-10	16-2	6-6	4-2	283-98
Home	16-2	—	—	—	160-17
Away	6-6	—	—	—	82-52
Neutral	4-2	—	—	—	41-29
Lead at the half/end of game...	15-16	H	A	N	Under Rose
BYU leads at the half	20-1	13-1	3-0	4-0	232-28
Opponent leads at the half	5-8	2-1	3-6	0-1	42-64
Score tied at the half	1-1	1-0	0-0	0-1	9-6
BYU leads w/5 min left	23-0	15-0	4-0	4-0	266-9
Opponent leads w/5 min left	3-10	1-2	2-6	0-2	14-87
Score tied w/5 min left	0-0	0-0	0-0	0-0	3-2
BYU leads w/1 min left	26-0	16-0	6-0	4-0	277-2
Opponent leads w/1 min left	0-10	0-2	0-6	0-2	3-91
Score tied w/1 min left	0-0	0-0	0-0	0-0	3-5
Game goes into overtime	0-1	0-0	0-0	0-1	8-8
BYU scores...	15-16	H	A	N	Under Rose
100-plus points	2-0	1-0	1-0	0-0	16-1
90-99 points	10-0	7-0	2-0	1-0	57-3
80-89 points	8-4	6-0	1-2	1-2	94-16
70-79 points	4-3	2-1	0-2	2-0	90-30
60-69 points	2-3	0-1	2-2	0-0	22-42
60 or less points	0-0	0-0	0-0	0-0	4-6
Opponent scores...	15-16	H	A	N	Under Rose
100-plus points	0-0	0-0	0-0	0-0	2-3
90-99 points	1-1	1-0	0-1	0-0	4-11
80-89 points	6-5	4-0	2-3	0-2	21-37
70-79 points	4-3	3-2	0-1	1-0	64-38
60-69 points	11-1	4-0	4-1	3-0	116-9
50-59 points	3-0	3-0	0-0	0-0	55-0
50 or less points	1-0	1-0	0-0	0-0	21-0
BYU double figure scorers	15-16	H	A	N	Under Rose
One player in double figures	0-0	0-0	0-0	0-0	1-4
Two players in double figures	1-0	1-0	0-0	0-0	32-21
Three players in double figures	5-7	1-2	3-3	1-2	95-46
Four players in double figures	8-3	6-0	1-3	1-0	99-22
Five players in double figures	10-0	7-0	1-0	2-0	43-5
Six players in double figures	2-0	1-0	1-0	0-0	12-0
Seven players in double figures	0-0	0-0	0-0	0-0	1-0
Shooting, rebounding and TOs	15-16	H	A	N	Under Rose
BYU shoots 50% or better	12-1	7-0	2-0	3-1	126-10
Opponent shoots 50% or better	1-1	0-0	0-1	1-0	16-33
BYU outshoots opponent	21-2	13-0	4-1	4-1	228-19
Opponent outshoots BYU	5-8	3-2	2-5	0-1	54-77
Teams shoot equal FG%	0-0	0-0	0-0	0-0	1-2
BYU outrebounds opponent	20-3	13-1	5-2	2-0	217-27
Opponent outrebounds BYU	5-6	2-1	1-3	2-2	54-64
BYU, opponent tie in rebounds	1-1	1-0	0-1	0-0	12-7
BYU has a positive TO margin	20-5	12-2	5-2	3-1	181-39
BYU has a negative TO margin	6-2	4-0	1-2	1-0	75-47
BYU, opponent tie in TOs	0-3	0-0	0-2	0-1	27-12
Wins, losses and rest	15-16	H	A	N	Under Rose
Coming off a win	15-10	11-2	3-6	1-2	203-79
Coming off a loss	11-0	5-0	3-0	3-0	80-19
Two-plus days between games	18-5	12-0	4-4	2-1	226-72
One day between games	7-5	4-2	2-2	1-1	44-12
Playing the next day	1-0	0-0	0-0	1-0	13-14
Days	15-16	H	A	N	Under Rose
Monday	0-2	0-0	0-1	0-1	7-4
Tuesday	1-1	1-0	0-0	0-1	38-9
Wednesday	4-1	3-0	0-1	1-0	54-15
Thursday	8-1	4-0	4-1	0-0	40-21
Friday	5-0	4-0	0-0	1-0	29-7
Saturday	8-5	4-2	2-3	2-0	115-42
Christmas Day	1-0	0-0	0-0	1-0	1-0

BYU'S RECORD WHEN ...

On television	15-16	H	A	N	Under Rose
All games on TV	26-10	16-2	6-6	4-2	246-92
On BYUtv	14-2	9-1	3-1	2-0	88-8
On ESPN	1-0	1-0	0-0	0-0	2-3
On ESPN2	2-3	1-1	1-1	0-1	14-20
On ESPN3	8-2	5-0	1-1	2-1	24-8
On ESPNEWS	0-0	0-0	0-0	0-0	1-0
On TWC/ROOT Sports	1-1	0-0	1-1	0-0	8-7
On truTV	0-0	0-0	0-0	0-0	1-4
On CBS	0-0	0-0	0-0	0-0	4-5
On Pac-12 Network	0-2	0-0	0-2	0-0	0-4
Top 25	15-16	H	A	N	Under Rose
vs. a top 25 opponent	2-0	1-0	1-0	0-0	12-27
as a top 25 team	0-0	0-0	0-0	0-0	57-16
Months	15-16	H	A	N	Under Rose
November	4-2	4-0	0-2	0-0	53-14
December	5-3	2-0	0-2	3-1	62-23
January	7-2	4-0	3-2	0-0	68-24
February	6-2	3-2	3-0	0-0	63-15
March	4-1	3-0	0-0	1-1	37-21
April	0-0	0-0	0-0	0-0	0-1
Margin of victory/defeat	15-16	H	A	N	Under Rose
1-4 points	3-5	1-1	2-2	0-2	31-26
5-9 points	4-4	2-1	0-3	2-0	48-29
10-15 points	9-1	6-0	2-1	1-0	74-25
16-19 points	2-0	2-0	0-0	0-0	32-13
20-29 points	2-0	1-0	1-0	0-0	55-5
30-39 points	4-0	2-0	1-0	1-0	28-0
40-49 points	1-0	1-0	0-0	0-0	9-0
50+ points	1-0	1-0	0-0	0-0	6-0
BYU points per possession	15-16	H	A	N	Under Rose
> 1.4	1-0	1-0	0-0	0-0	6-0
1.3-1.399	5-0	2-0	2-0	1-0	23-0
1.2-1.299	7-0	5-0	2-0	0-0	72-0
1.1-1.199	5-1	3-0	0-0	2-1	76-11
1.0-1.099	6-6	5-1	0-4	1-1	79-38
0.9-0.999	2-2	0-1	2-1	0-0	24-33
0.8-0.899	0-1	0-0	0-1	0-0	3-15
< 0.8	0-0	0-0	0-0	0-0	0-1
Opp points per possession	15-16	H	A	N	Under Rose
> 1.4	0-0	0-0	0-0	0-0	0-0
1.3-1.399	0-0	0-0	0-0	0-0	0-2
1.2-1.299	1-2	1-0	0-1	0-1	3-18
1.1-1.199	1-2	1-0	0-2	0-0	13-40
1.0-1.099	10-4	5-1	3-2	2-1	63-32
0.9-0.999	5-1	2-1	2-0	1-0	90-5
0.8-0.899	6-1	4-0	1-1	1-0	61-1
< 0.8	3-0	3-0	0-0	0-0	53-0

DUNKS

	2015-16	Career
Nate Austin	7	23
Kyle Collinsworth	28	78
Corbin Kaufusi	23	33
Kyle Davis	13	13
Nick Emery	1	1
BYU	72	
Opponents	41	

LATE GAME FREE THROWS, 5:00-2:00

Player	Season	Career
Nate Austin	0-0 (.000)	5-10 (.500)
Kyle Collinsworth	10-16 (.625)	42-67 (.627)
Corbin Kaufusi	4-10 (.400)	7-16 (.438)
Chase Fischer	13-17 (.765)	19-25 (.760)
Jake Toolson	0-0 (.000)	2-2 (1.000)
Jordan Chatman	3-4 (.750)	3-4 (.750)
Braiden Shaw	2-4 (.500)	2-4 (.500)
Kyle Davis	7-12 (.583)	7-12 (.583)
Nick Emery	11-13 (.846)	11-13 (.846)
Davin Guinn	3-6 (.500)	3-6 (.500)
Totals	53-81 (.654)	
Under Rose	701-964 (.727)	

LATE GAME FREE THROWS, 2:00-0:00

Player	Season	Career
Nate Austin	1-3 (.333)	14-23 (.609)
Kyle Collinsworth	20-35 (.571)	51-85 (.600)
Chase Fischer	42-49 (.857)	45-53 (.849)
Corbin Kaufusi	1-2 (.500)	3-5 (.600)
Braiden Shaw	1-3 (.333)	1-3 (.333)
Nick Emery	21-24 (.875)	21-24 (.875)
Kyle Davis	5-7 (.714)	5-7 (.714)
Zac Seljaas	8-10 (.800)	8-10 (.800)
Jamal Aytes	3-4 (.750)	3-4 (.750)
Davin Guinn	2-2 (1.000)	2-2 (1.000)
Jordan Chatman	2-2 (1.000)	2-2 (1.000)
Totals	106-142 (.746)	
Under Rose	934-1244 (.751)	

2015-16 SCORING BY HALF (BYU-OPPONENT)

Opponent	1st half	Margin	FG %	2nd half	Margin	FG %	OT	Margin	FG %	Final	Margin	FG %
Utah Valley	46-26	+20	41.5-27.8	39-28	+11	39.4-25.0	--	--	--	85-54	+31	40.5-26.4
at Long Beach State	30-36	-6	40.0-35.1	35-30	+5	48.3-26.5	--	--	--	65-66	-1	44.1-31.0
Adams State	42-29	+13	57.6-25.7	55-27	+28	61.1-30.0	--	--	--	97-56	+41	59.4-27.7
Miss. Valley State	44-32	+12	48.4-35.5	31-36	-5	44.0-45.5	--	--	--	75-68	+7	46.6-40.6
Belmont	40-42	-2	43.6-51.5	55-39	+16	48.5-46.2	--	--	--	95-81	+14	45.8-49.2
at Utah	28-51	-23	35.5-52.9	47-32	+15	48.5-34.6	--	--	--	75-83	-8	42.2-45.0
vs. Weber State	39-37	+2	60.0-66.7	34-31	+3	54.5-37.9	--	--	--	73-68	+5	57.7-50.9
Utah State	39-24	+15	44.1-24.2	41-44	-3	41.7-46.9	--	--	--	80-68	+12	42.9-35.4
at Colorado	36-48	-12	38.9-52.6	47-44	+3	39.0-36.7	--	--	--	83-92	-9	39.0-45.6
Central Michigan	44-44	0	48.4-48.5	54-41	+13	60.6-45.2	--	--	--	98-85	+13	54.7-46.9
vs. Harvard	29-31	-2	44.4-42.9	37-35	+2	48.1-48.1	16-19	-3	83.3-66.7	82-85	-3	50.0-47.5
vs. New Mexico	46-38	+8	50.0-50.0	50-28	+22	55.6-40.9	--	--	--	96-66	+30	52.5-45.8
vs. Northern Iowa	38-28	+10	53.6-35.5	46-48	-2	46.4-44.1	--	--	--	84-76	+8	50.0-40.0
at Saint Mary's	27-36	-9	28.2-51.9	47-49	-2	57.6-60.7	--	--	--	74-85	-11	41.7-56.4
at Pacific	34-28	+6	35.7-46.2	47-39	+8	51.9-46.4	--	--	--	81-67	+14	43.6-46.3
Santa Clara	48-34	+14	42.1-35.5	49-27	+22	52.8-33.3	--	--	--	97-61	+36	47.3-34.3
San Francisco	51-45	+6	52.8-51.6	51-47	+4	40.6-45.7	--	--	--	102-92	+10	47.1-48.5
at Gonzaga	32-36	-4	34.4-35.7	37-32	+5	48.5-37.9	--	--	--	69-68	+1	41.5-36.8
at Portland	40-42	-2	40.0-45.9	41-42	-1	36.1-44.0	--	--	--	81-84	-3	38.0-45.2
at Loyola Marymount	40-50	-10	41.7-67.9	51-30	+21	58.6-33.3	--	--	--	91-80	+11	49.2-48.4
at Pepperdine	28-30	-2	29.4-40.0	37-41	-4	43.3-57.1	--	--	--	65-71	-6	35.9-47.6
Loyola Marymount	38-24	+14	44.8-33.3	49-38	+11	55.9-32.4	--	--	--	87-62	+25	50.8-32.8
Pepperdine	53-45	+8	62.5-58.1	35-32	+3	34.5-35.7	--	--	--	88-77	+11	49.2-47.5
Saint Mary's	33-37	-4	41.9-45.2	37-22	+15	48.0-23.3	--	--	--	70-59	+11	44.6-34.4
Pacific	34-32	+2	44.8-42.9	38-45	-7	23.3-40.0	--	--	--	72-77	-5	33.9-41.5
at San Francisco	58-39	+19	58.3-41.0	56-50	+6	56.7-44.4	--	--	--	114-89	+25	57.6-42.7
at Santa Clara	51-32	+19	70.4-26.7	45-30	+15	50.0-31.3	--	--	--	96-62	+34	58.5-31.3
at San Diego	27-32	-5	27.3-40.0	42-35	+7	44.4-47.8	--	--	--	69-67	+2	35.0-43.8
San Diego	39-11	+28	45.7-16.1	52-22	+30	71.4-34.6	--	--	--	91-33	+58	57.1-24.6
Portland	53-32	+21	52.8-36.7	46-49	-3	51.5-50.0	--	--	--	99-81	+18	52.2-44.1
Gonzaga	34-38	-4	29.7-58.3	34-33	+1	36.7-37.0	--	--	--	68-71	-3	32.8-47.1
vs. Santa Clara	35-25	+10	41.4-33.3	37-35	+2	47.6-39.3	--	--	--	72-60	+12	44.0-36.2
vs. Gonzaga	47-47	0	50.0-56.7	37-41	-4	38.2-40.7	--	--	--	84-88	-4	44.3-49.1
UAB	51-30	+21	56.8-35.5	46-49	-3	53.1-51.7	--	--	--	97-79	+18	55.1-43.3
Virginia Tech	38-34	+4	40.0-41.7	42-43	-1	45.5-46.9	--	--	--	80-77	+3	42.1-44.1
Creighton	38-37	+1	43.3-41.4	50-45	+5	59.3-47.4	--	--	--	88-82	+6	50.9-44.8
vs. Valparaiso												
Season Totals	39.7-35.1	+4.7	44.7-42.1	43.8-37.2	+6.6	48.2-40.8	16.0-19.0	-3.0	83.3-66.7	84.0-72.8	+11.2	46.5-41.5

* Superlatives in bold

2015-16 Offensive Trends (BYU-Opponent)

Opponent	Points/Point	Points Off TO	2nd Chance Points	Fastbreak Points	Bench Points	Big Run	Big Lead
Utah Valley	32	18	14	21	7	7	0
at Long Beach State	40	26	5	23	18	9	4
Adams State	68	18	22	14	7	9	16
Miss. Valley State	32	26	13	17	13	8	12
Belmont	38	32	22	15	16	3	4
at Utah	34	36	18	18	18	11	9
vs. Weber State	40	34	18	10	6	10	6
Utah State	42	22	13	11	11	11	6
at Colorado	36	37	18	13	15	10	13
Central Michigan	36	26	9	7	9	10	17
vs. Harvard	48	32	12	21	11	10	2
vs. New Mexico	24	22	19	6	8	4	0
vs. Northern Iowa	34	22	9	24	9	11	2
at Saint Mary's	30	42	4	6	14	8	0
at Pacific	22	26	23	14	17	11	4
Santa Clara	40	30	19	6	11	3	11
San Francisco	32	42	12	7	10	14	13
at Gonzaga	40	20	8	12	11	10	6
at Portland	36	28	14	22	16	4	5
at Loyola Marymount	36	24	26	14	14	14	3
at Pepperdine	34	40	10	9	13	15	10
Loyola Marymount	46	28	24	12	4	8	18
Pepperdine	40	36	20	13	12	16	8
Saint Mary's	28	24	10	7	22	7	4
Pacific	28	18	19	13	13	10	6
at San Francisco	38	46	18	10	9	18	0
at Santa Clara	56	22	15	4	11	13	6
at San Diego	12	6	18	9	11	6	2
San Diego	34	12	12	8	16	2	6
Portland	46	26	20	13	14	12	7
Gonzaga	22	28	10	3	8	4	9
vs. Santa Clara	28	22	11	10	8	9	2
vs. Gonzaga	40	28	19	13	19	19	7
UAB	48	18	23	8	14	7	10
Virginia Tech	32	42	16	6	8	9	7
Creighton	40	38	13	14	11	14	4
vs. Valparaiso							
Season Totals	1312	997	560	426	448	346	255
Times Led, Record (W/L/T)	22-5/4-5/0-0		22-5/4-4/0-1		12-8/12-1/2-1		19-7/3-2/4-1
Under Rose (W/L/T)	185-35/81-61/17-2		224-38/51-54/8-6		176-45/88-48/19-5		205-52/47-31/31-15

* Superlatives in bold



2015-16 WCC Standings (as of 3/24/16)

	Overall	Pct	WCC	Pct
Saint Mary's	29-6	.829	15-3	.833
Gonzaga	28-7	.800	15-3	.833
BYU	26-10	.722	13-5	.722
Pepperdine	18-14	.562	10-8	.556
San Francisco	15-15	.500	8-10	.444
Santa Clara	11-20	.355	7-11	.389
Loyola Marymount	14-17	.452	6-12	.333
Portland	12-20	.375	6-12	.333
Pacific	8-20	.286	6-12	.333
San Diego	9-21	.300	4-14	.222

2015-16 WCC Players of the Week

Nov. 16	Kyle Davis, BYU
Nov. 23	Domantas Sabonis, Gonzaga
Nov. 30	Kyle Collinworth, BYU
	Kyle Wiltjer, Gonzaga
Dec. 7	Nate Kratch, Santa Clara
Dec. 14	Stacy Davis, Pepperdine
Dec. 21	Domantas Sabonis, Gonzaga
Dec. 28	Alec Wintering, Portland
Jan. 4	Jared Brownridge, Santa Clara
Jan. 11	Kyle Collinworth, BYU
Jan. 18	Jock Landale, Saint Mary's
Jan. 25	Adom Jacko, Loyola Marymount
Feb. 1	Kyle Wiltjer, Gonzaga
Feb. 8	Alec Wintering, Portland
Feb. 15	Nick Emery, BYU
Feb. 22	Stacey Davis, Pepperdine
Feb. 29	Duda Sanadze, San Diego

WCC Honors

Player of the Year: Kyle Collinworth, BYU
 Coach of the Year: Randy Bennett, Saint Mary's
 Defensive Player of the Year: Eric McClellan, Gonzaga
 Newcomer of the Year: Joe Rahon, Saint Mary's

2015-16 All-WCC First Team

Player	Yr.	Pos.	School
Jared Brownridge	Jr.	G	Santa Clara
Kyle Collinworth	Sr.	G	BYU
Stacy Davis	Sr.	F	Pepperdine
Chase Fischer	Sr.	G	BYU
Emmett Naar	So.	G	Saint Mary's
Joe Rahon	Jr.	G	Saint Mary's
Domantas Sabonis	So.	F	Gonzaga
Devin Watson	So.	G	San Francisco
Kyle Wiltjer	Sr.	F	Gonzaga
Alec Wintering	Jr.	G	Portland

2015-16 All-WCC Second Team

Player	Yr.	Pos.	School
Tim Derksen	Sr.	G	San Francisco
Nick Emery	Fr.	G	BYU
Adom Jacko	Jr.	F	Loyola Marymount
Lamond Murray Jr.	Jr.	G/F	Pepperdine
Bryce Pressley	Sr.	G	Portland

2015-16 WCC All-Freshman Team

Player	Pos.	School
Kameron Edwards	F	Pepperdine
Nick Emery	G	BYU
KJ Feagin	G	Santa Clara
Evan Fitzner	C	Saint Mary's
Josh Perkins	G	Gonzaga

2015-16 WCC Honorable Mention Selections

Brandon Brown, Loyola Marymount; Alec Kobre, Pacific; Jett Raines, Pepperdine; T.J. Wallace, Pacific

TEAM	All	Conf
WCC Stats (as of 3/24/16)		
Scoring Offense	1	1
Scoring Defense	6	3
Scoring Margin	3	2
FT Percentage	5	8
FG Percentage	3	3
FG Percentage Defense	3	2
3FG Percentage	2	3
3FG Percentage Defense	4	2
3-Point FG Made/Game	2	1
Rebounding Offense	1	1
Rebounding Defense	6	T5
Rebounding Margin	3	2
Blocked Shots	1	1
Assists	1	1
Steals	2	1
Turnover Margin	2	1
Assist/Turnover Ratio	2	2
Offensive Rebounds	2	2
Defensive Rebounds	2	2
Defensive Reb Pct	1	2
Offensive Reb Pct	3	2
NCAA Stats (as of 3/22/16)	Rank	Actual
Won-Lost Percentage	47	72.2
Scoring Offense	6	84.0
Scoring Defense	200	72.8
Scoring Margin	19	11.2
Field-Goal Percentage	55	46.5
Field-Goal Pct Defense	72	41.5
3-Point Field Goals/Game	29	9.0
3-Point Field-Goal Pct	29	38.4
3-Point FG Defense	95	33.1
Free-Throw Percentage	200	69.1
Rebound Margin	47	4.7
Assists Per Game	15	16.8
Assist Turnover Ratio	22	1.45
Blocked Shots Per Game	76	4.3
Steals Per Game	101	6.7
Turnovers Per Game	71	11.6
Turnover Margin	82	1.5
Personal Fouls Per Game	116	18.7

INDIVIDUAL	Top BYU player - All	Rank	Top BYU player - Conf	Rank
WCC (as of 3/24/16)				
Scoring	Chase Fischer	T4	Chase Fischer	5
Rebounding	Kyle Collinworth	3	Kyle Collinworth	3
FG Percentage	Kyle Davis	4	Kyle Davis	7
Assists	Kyle Collinworth	1	Kyle Collinworth	1
FT Percentage	Nick Emery	3	Chase Fischer	3
Steals	Kyle Collinworth	1	Kyle Collinworth	1
3FG Percentage	Zac Seljaas	2	Zac Seljaas	10
3FG Made/Game	Chase Fischer	1	Chase Fischer	3
Blocked Shots	Kyle Davis	3	Kyle Davis	2
Assist/TO Ratio	Kyle Collinworth	8	Kyle Collinworth	6
Offensive Rebounds	Kyle Collinworth	7	Kyle Collinworth	4
Defensive Rebounds	Kyle Collinworth	3	Kyle Collinworth	3
Minutes Played	Chase Fischer	6	Chase Fischer	5
NCAA Stats (as of 3/22/16)	BYU Player	Rank	Actual	
Points Per Game	Chase Fischer	76	18.3	
3-Point Field Goals Per Game	Chase Fischer Nick Emery	23 60	3.06 2.69	
3-Point Field Goal Percentage	Nick Emery Chase Fischer	82 93	38.1 36.8	
Free-Throw Percentage	Chase Fischer	107	82.7	
Rebounds Per Game	Kyle Collinworth Kyle Davis	94 155	8.3 7.4	
Assists Per Game	Kyle Collinworth	5	7.5	
Blocked Shots Per Game	Kyle Davis Corbin Kaufusi	140 289	1.33 1.17	
Steals Per Game	Kyle Collinworth	41	1.92	
Assist Turnover Ratio	Kyle Collinworth	92	2.23	
Double-Doubles	Kyle Davis Kyle Collinworth	28 108	15 8	
Triple-Doubles	Kyle Collinworth	1	6	
Offensive Rebounds Per Game	Kyle Collinworth	185	2.36	
Defensive Rebounds Per Game	Kyle Collinworth Kyle Davis	74 155	5.92 5.17	

No.	Name	Pos.	Ht.	Wt.	Yr.	Hometown (Previous School)	Pronunciations
1	Chase Fischer	G	6-3	190	Sr.	Ripley, W.Va. (Wake Forest)	JAMAL AYTES ATE-s or 8's
2	Zac Seljaas	G	6-7	215	Fr.	Bountiful, Utah (Bountiful HS)	BOB MEDINA meh-DEE-nuh
3	Elijah Bryant	G	6-5	210	So.	Gwinnett, Ga. (Elon)	CORBIN KAUFUSI KAW-foo-see
4	Nick Emery	G	6-2	185	Fr.	Alpine, Utah (Lone Peak HS)	TERRY NASHIF NASH-if
5	Kyle Collinsworth	G	6-6	215	Sr.	Provo, Utah (Provo HS)	ZAC SELJAAS SELL-yus
12	Alan Hamson	C	7-2	210	Fr.	Lindon, Utah (Pleasant Grove HS)	ROBERT RAMOS RAY-mus
15	Jake Toolson	G	6-5	205	So.	Gilbert, Ariz. (Highland HS)	BRAIDEN SHAW BRAY-den
21	Kyle Davis	F	6-8	225	Jr.	Draper, Utah (Utah State)	
24	Davin Guinn	F	6-5	190	So.	Murrieta, Calif. (UC Riverside)	
25	Jordan Chatman	G	6-5	195	Fr.	Vancouver, Wash. (Union HS)	
31	Braiden Shaw	F	6-9	210	Fr.	Eagle, Idaho (Eagle HS)	
33	Nate Austin	F	6-11	245	Sr.	Alpine, Utah (Lone Peak HS)	
34	Jakob Hartsock	F	6-8	205	Fr.	Bartlesville, Okla. (Bartlesville HS)	
40	Jamal Aytes	F	6-6	235	So.	San Diego, Calif. (UNLV)	
44	Corbin Kaufusi	C	6-10	255	So.	Provo, Utah (Timpview HS)	

Head Coach: Dave Rose, 11th year (Houston, 1983)
 Associate Head Coach: Tim LaComb (Utah, 2006)
 Assistant Coaches: Terry Nashif (BYU, 2005); Quincy Lewis (Wagner, 1993)
 Director of Basketball Operations: Andrew May (BYU, 2010)
 Coordinator of Player Development: Garrett Faucette (BYU, 2008)
 Team Trainer: Robert Ramos (BYU, 1995)
 Strength and Conditioning Coach: Bob Medina (UNLV, 1988)

2015-16 SEASON AND CAREER HIGHS

#	Player		Points	Rebounds	Assists
1	Chase Fischer	Season Career	41 vs. New Mexico Same	6 vs. 3 times, last vs. Virginia Tech Same	6 at Santa Clara Same
2	Zac Seljaas	Season Career	25 vs. Central Michigan Same	7, 3 times, last vs. Creighton Same	5 vs. Portland, vs. Gonzaga Same
4	Nick Emery	Season Career	37 at San Francisco Same	9 vs. San Diego Same	7 vs. MVSU Same
5	Kyle Collinsworth	Season Career	26 vs. Belmont 28 vs. Gonzaga (2015 WCC)	16 vs. Northern Iowa 16, twice, last vs. Northern Iowa (15-16)	16 vs. Portland Same
15	Jake Toolson	Season Career	7 vs. Weber State 15 vs. Southern Virginia (14-15)	3 vs. Utah Valley, vs. Adams State 7 vs. Southern Virginia (14-15)	3 vs. Adams State 4 vs. Southern Virginia (14-15)
21	Kyle Davis	Season Career	23 vs. Harvard Same	20 vs. Utah Valley Same	4 vs. Utah State, vs. Central Michigan Same
24	Davin Guinn	Season Career	9 vs. San Diego Same	3 vs. Portland Same	1 vs. Santa Clara Same
25	Jordan Chatman	Season Career	13 vs. Portland Same	7 vs. LMU Same	4 vs. San Diego Same
31	Braiden Shaw	Season Career	3 vs. Adams State Same	3 vs. San Diego, vs. Portland Same	1, 3 times, last vs. San Diego Same
33	Nate Austin	Season Career	9 at Loyola Marymount 15 vs. Weber State (11-12)	14 at Saint Mary's 16 vs. San Francisco (13-14)	2, 4 times, last at Saint Mary's 4 vs. ENMU (12-13), vs. PVAMU (13-14)
34	Jakob Hartsock	Season Career	9 vs. Pepperdine Same	5 vs. LMU Same	2 vs. San Diego Same
40	Jamal Aytes	Season Career	11 vs. Adams State Same	6 vs. New Mexico Same	1, 3 times, last at Santa Clara Same
44	Corbin Kaufusi	Season Career	17 at Long Beach State Same	10, twice, last at San Francisco Same	2 vs. San Diego Same

GEOGRAPHIC BREAKDOWN

Arizona	Jake Toolson
California	Jamal Aytes Davin Guinn
Georgia	Elijah Bryant
Idaho	Braiden Shaw
Oklahoma	Jakob Hartsock
Utah	Nate Austin, Kyle Collinsworth, Kyle Davis, Nick Emery, Alan Hamson, Corbin Kaufusi, Zac Seljaas Corbin Kaufusi
Washington	Jordan Chatman
West Virginia	Chase Fischer

CLASS BREAKDOWN

Seniors	Juniors	Sophomores	Freshmen
Nate Austin Kyle Collinsworth Chase Fischer	Kyle Davis	Jamal Aytes Elijah Bryant Davin Guinn Corbin Kaufusi Jake Toolson	Jordan Chatman Nick Emery Alan Hamson Jakob Hartsock Zac Seljaas Braiden Shaw
*Sitting out 2015-16 due to NCAA transfer rules			

#1 • CHASE FISCHER
6-3 • 190 • SR • GUARD



RIPLEY, WEST VIRGINIA
WAKE FOREST

2015-16 SEASON HIGHS

PTS	41 vs. New Mexico – 12/23/15
1st H	19 vs. New Mexico – 12/23/15
2nd H	26 at Utah – 12/02/15
REB	6, 3 times, last vs. Virginia Tech – 03/18/16
AST	6 at Santa Clara – 02/13/16
STL	4 vs. Weber State – 12/05/15
BLK	1 vs. ASU – 11/20/15
FGM	12 vs. New Mexico – 12/23/15
FGA	21 vs. New Mexico – 12/23/15
3PM	9 vs. New Mexico – 12/23/15
3PA	16 vs. UAB – 03/16/16
FTM	14 vs. Pacific – 2/6/15
FTA	14 vs. Pacific – 2/6/15

CAREER

PTS	41 vs. New Mexico – 12/23/15
1st H	27 vs. Chaminade – 11/25/14
2nd H	26 at Utah – 12/02/15
REB	6, twice, last vs. UAB – 03/16/16
AST	6 at Santa Clara – 02/13/16
STL	4 vs. Weber State – 12/05/15
BLK	1, 3 times, last vs. ASU – 11/20/15
FGM	12 vs. New Mexico – 12/23/15
FGA	21 vs. New Mexico – 12/23/15
3PM	10 vs. Chaminade – 11/25/14
3PA	16 vs. UAB – 03/16/16
FTM	14 vs. Pacific – 2/6/15
FTA	14 vs. Pacific – 2/6/15

MISCELLANEOUS

	15-16	Career
Double-Figure Points	30 (23-7)	51 (41-10)
20-plus Points	18 (14-4)	24 (19-5)
Double-Figure Reb	0 (0-0)	0 (0-0)
Double-Doubles	0 (0-0)	0 (0-0)
3-plus Steals	5 (5-0)	6 (6-0)
3-plus Blocks	0 (0-0)	0 (0-0)
3-plus 3-point FG	22 (17-5)	39 (31-8)
Scoring Leader	15 (10-5)	19 (14-5)
Rebound Leader	0 (0-0)	0 (0-0)
Assist Leader	1 (1-0)	1 (1-0)

2015-16 SEASON — PPG: 18.3 RPG: 2.8 APG: 2.1 SPG: 1.1 BPG: 0.1 FG%: .412 3FG%: .368 FT%: .827

2015-16 • Senior

- A team captain
- Named to the All-WCC First Team
- Has hit 5-plus 3-pointers 6 times this season and 14 times in his career – a BYU record
- Has scored 20-plus 18 times this season
- Has hit a 3-pointer in 25-straight games, the 2nd longest streak in BYU history
- Named to the Diamond Head Classic All-Tournament Team
- Had 22 points, 5 rebounds and 6 assists at Santa Clara
- Hit a career-high 14 of 14 FTs vs. Pacific
- Scored 26 points and hit 8 of 8 FTs vs. Northern Iowa
- Scored a career-high 41 points and hit 9 3s – both Diamond Head Classic records – against New Mexico ... also had 5 boards and 4 assists
- Scored 26 points – all in the second half – on 8 of 15 shooting from the field and 7 of 8 shooting from the free throw line at Utah

2014-15 • Junior

- A team captain
- Ranked 10th in the nation in 3-point field goals, 18th in 3-point field goals per game, 22nd in 3-point field goal attempts and 27th in 3-point field-goal percentage
- Ranked 1st in the WCC in 3-point field goals made, 8th in 3-point field goal percentage and 13th in scoring
- Set the BYU record for 3-pointers in a game with 10 vs. Chaminade at the Maui Invitational

- Ranked 2nd in BYU history for 3-pointers in a single season (103) and 4th in 3-point field goal percentage

Before BYU

- Played in 62 games and started six times for the Wake Forest Demon Deacons in 2011-12 and 2012-13
- A team captain as a sophomore in 2012-13
- As a sophomore averaged 4.5 points and 1.1 rebounds in 14.2 minutes per game while shooting .395 from the field, .422 from three and .600 from the free-throw line
- Scored in double figures five times and hit two-plus threes 10 times
- As a freshman in 2011-12 averaged 6.3 points, 2.2 rebounds and 1.5 assists in 26.1 minutes per game and shot .350 from the field, .320 from three and .821 from the free-throw line
- Prepped at Ripley High School
- A 2011 first-team Parade All-American
- 2011 Gatorade Boys Basketball Player of the Year for the state of West Virginia and a McDonald's All-American nominee
- Received the 2011 Bill Evans Award, which goes to the state's player of the year (was second in the voting as a junior)

Personal

- Parents are John and Robin Fischer
- Older brother Noah played college basketball at Marshall and University of Charleston
- Before committing to Wake Forest was also recruited by Marshall, Ohio, UCF and VCU

2015-16 GAME-BY-GAME

Opponent	Date	GS	Min	FG	FGA	Pct	3FG	FGA	Pct	FT	FTA	Pct	Off	Def	TR	Avg	PF	FO	A	TO	Blk	Stl	Pts	Avg	
Utah Valley	11/13/15	*	27	7	13	.538	3	7	.429	3	3	1.000	0	1	1	1.0	0	0	1	1	0	1	20	20.0	
at Long Beach State	11/16/15	*	25	1	7	.143	0	4	.000	0	0	.000	0	0	0	0.5	5	1	2	2	0	0	2	11.0	
Adams State	11/20/15	*	25	2	9	.222	1	8	.125	2	2	1.000	0	3	3	1.3	1	0	3	3	1	0	7	9.7	
Mississippi Valley State	11/25/15	*	27	3	10	.300	3	10	.300	0	0	.000	1	1	2	1.5	1	0	2	2	0	0	9	9.5	
Belmont	11/28/15	*	33	5	16	.313	5	10	.500	4	6	.667	1	1	2	1.6	1	0	3	1	0	1	19	11.4	
at Utah	12/02/15	*	36	8	15	.533	3	7	.429	7	8	.875	0	2	2	1.7	1	0	1	3	0	2	26	13.8	
vs. Weber State	12/05/15	*	35	7	12	.583	4	8	.500	3	4	.750	0	5	5	2.1	1	0	1	4	0	4	21	14.9	
Utah State	12/09/15	*	35	7	16	.438	4	9	.444	6	6	1.000	0	4	4	2.4	1	0	0	4	0	3	24	16.0	
at Colorado	12/12/15	*	27	2	14	.143	0	9	.000	0	1	.000	2	1	3	2.4	2	0	0	2	0	2	4	14.7	
Central Michigan	12/18/15	*	37	8	17	.471	4	12	.333	3	5	.600	0	0	0	2.2	3	0	3	0	0	1	23	15.5	
vs. Harvard	12/22/15	*	30	0	5	.000	0	4	.000	4	7	.571	0	2	2	2.2	2	0	1	0	0	0	4	14.5	
vs. New Mexico	12/23/15	*	37	12	21	.571	9	14	.643	8	9	.889	2	3	5	2.4	0	0	4	0	0	0	41	16.7	
vs. Northern Iowa	12/25/15	*	37	7	14	.500	4	11	.364	8	8	1.000	0	1	1	2.3	3	0	1	2	0	1	26	17.4	
at Saint Mary's	12/31/15	*	34	8	18	.444	2	8	.250	3	4	.750	0	1	1	2.2	4	0	2	2	0	0	21	17.6	
at Pacific	01/02/16	*	37	7	16	.438	6	11	.545	3	4	.750	1	3	4	2.3	1	0	2	1	0	1	23	18.0	
Santa Clara	01/07/16	*	29	4	13	.308	2	9	.222	3	4	.750	0	3	3	2.4	1	0	0	0	0	0	13	17.7	
San Francisco	01/09/16	*	36	7	14	.500	5	10	.500	6	8	.750	0	2	2	2.4	2	0	4	1	0	0	25	18.1	
at Gonzaga	01/14/16	*	40	6	13	.462	1	4	.250	5	5	1.000	0	1	1	2.3	2	0	4	1	0	1	18	18.1	
at Portland	01/16/16	*	36	7	15	.467	3	8	.375	5	7	.714	1	2	3	2.3	3	0	2	2	0	0	22	18.3	
at Loyola Marymount	01/21/16	*	40	6	14	.429	5	11	.455	3	4	.750	1	2	3	2.4	1	0	3	1	0	3	20	18.4	
at Pepperdine	01/23/16	*	36	5	16	.313	2	8	.250	3	4	.750	1	0	1	2.3	3	0	2	1	0	1	15	18.2	
Loyola Marymount	01/28/16	*	31	4	10	.400	4	8	.500	5	5	1.000	0	6	6	2.5	2	0	4	0	0	2	17	18.2	
Pepperdine	01/30/16	*	33	6	10	.600	2	4	.500	1	2	.500	0	3	3	2.5	4	0	1	4	0	0	15	18.0	
Saint Mary's	02/04/16	*	40	5	15	.333	4	10	.400	5	6	.833	1	2	3	2.5	0	0	1	2	0	1	19	18.1	
Pacific	02/06/16	*	38	3	14	.214	3	9	.333	14	14	1.000	0	1	1	2.4	4	0	2	1	0	2	23	18.3	
at San Francisco	02/11/16	*	33	6	12	.500	2	6	.333	8	10	.800	0	1	1	2.4	1	0	0	1	0	0	22	18.4	
at Santa Clara	02/13/16	*	35	6	9	.667	3	4	.750	7	8	.875	0	5	5	2.5	0	0	6	1	0	1	22	18.6	
at San Diego	02/18/16	*	34	5	13	.385	2	6	.333	2	2	1.000	0	2	2	2.5	1	0	1	1	0	0	14	18.4	
San Diego	02/20/16	*	29	3	11	.273	1	8	.125	1	1	1.000	0	3	3	2.5	1	0	3	0	0	2	8	18.0	
Portland	02/25/16	*	33	8	15	.533	3	7	.429	2	2	1.000	0	4	4	2.5	0	0	2	2	0	3	21	18.1	
Gonzaga	02/27/16	*	39	6	14	.429	3	8	.375	3	3	1.000	0	2	2	2.5	1	0	2	1	0	2	18	18.1	
vs. Santa Clara	03/05/16	*	37	4	10	.400	2	6	.333	4	4	1.000	1	2	3	2.5	1	0	1	0	1	0	14	18.0	
vs. Gonzaga	03/07/16	*	32	4	16	.250	3	11	.273	4	5	.800	0	1	1	2.5	2	0	2	1	0	0	15	17.9	
UAB	03/16/16	*	37	10	20	.500	7	16	.438	0	1	.000	0	6	6	2.6	1	0	4	1	0	1	27	18.2	
Virginia Tech	03/18/16	*	38	8	20	.400	4	9	.444	4	6	.667	0	6	6	2.7	1	0	3	2	0	1	24	18.3	
Creighton	03/22/16	*	36	5	13	.385	1	5	.200	4	5	.800	1	4	5	2.8	3	0	3	2	0	3	15	18.3	
vs. Valparaiso	03/29/16	*																							
Totals			36	1224	202	490	.412	110	299	.368	143	173	.827	13	86	99	2.8	60	1	76	52	2	39	657	18.3

CAREER STATISTICS (ALL GAMES)

Year	GP	GS	Min	Avg	FG	FGA	Pct	3FG	FGA	Pct	FT	FTA	Pct	Off	Def	TR	Avg	PF	FO	A	TO	Blk	Stl	Pts	Avg
2014-15	34	33	914	26.9	147	351	.419	103	248	.415	51	65	.785	10	64	74	2.2	50	0	67	49	2	25	448	13.2
2015-16	36	36	1224	34.0	202	490	.412	110	299	.368	143	173	.827	13	86	99	2.8	60	1	76	52	2	39	657	18.3
TOTAL	70	69	2138	30.5	349	841	.415	213	547	.389	194	238	.815	23	150	173	2.5	110	1	143	101	4	64	1105	15.8

CAREER STATISTICS (CONFERENCE GAMES)

Year	GP	GS	Min	Avg	FG	FGA	Pct	3FG	FGA	Pct	FT	FTA	Pct	Off	Def	TR	Avg	PF	FO	A	TO	Blk	Stl	Pts	Avg
2014-15	17	16	416	24.5	69	164	.421	48	115	.417	26	32	.813	6	33	39	2.3	19	0	28	21	1	12	212	12.5
2015-16	18	18	633	35.2	102	242	.421	53	139	.381	79	93	.849	5	43	48	2.7	31	0	41	22	0	19	336	18.7
TOTAL	35	34	1049	30.0	171	406	.421	101	254	.398	105	125	.840	11	76	87	2.5	50	0	69	43	1	31	548	15.7

#2 • ZAC SELJAAS
6-7 • 215 • FR • GUARD



BOUNTIFUL, UTAH
BOUNTIFUL HS

2015-16 SEASON HIGHS

PTS	25 vs. CMU – 12/18/15
1st H	14 vs. San Francisco – 01/09/16
2nd H	19 vs. CMU – 12/18/15
REB	7, 3 times, last vs. Creighton – 03/22/16
AST	5, twice, last vs. Gonzaga – 02/27/16
STL	3 vs. UAB – 03/16/16
BLK	2 at LMU – 01/21/16
FGM	9 vs. CMU – 12/18/15
FGA	13 vs. CMU – 12/18/15
3PM	7 vs. CMU – 12/18/15
3PA	10, twice, last vs. San Francisco – 01/09/16
FTM	4 vs. Creighton – 03/22/16
FTA	5 vs. Northern Iowa – 12/25/15

MISCELLANEOUS

	15-16	Career
Double-Figure Points	12 (11-1)	12 (11-1)
20-plus Points	2 (2-0)	2 (2-0)
Double-Figure Reb	0 (0-0)	0 (0-0)
Double-Doubles	0 (0-0)	0 (0-0)
3-plus Steals	1 (1-0)	1 (1-0)
3-plus Blocks	0 (0-0)	0 (0-0)
3-plus 3-point FG	10 (9-1)	10 (9-1)
Scoring Leader	2 (2-0)	2 (2-0)
Rebound Leader	1 (1-0)	1 (1-0)
Assist Leader	0 (0-0)	0 (0-0)

2015-16 SEASON — PPG: 7.8 RPG: 2.9 APG: 1.2 SPG: 0.6 BPG: 0.4 FG%: .509 3FG%: .515 FT%: .719

2015-16 • Freshman

- 2nd all-time among BYU freshman with 67 3-pointers
- Second all-time among BYU freshmen with 10 games with 3-plus 3-pointers
- Hit 5 of 6 from 3 and 4 of 4 from the free-throw line for 19 points against Creighton ... added 7 rebounds, 1 assist, 1 block and 2 steals
- Recorded 10 points, 3 rebounds and career-high 5 assists against Portland
- Had 13 points, including 3 of 4 from three, and 4 assists against San Diego
- Totaled 5 points, 7 boards and 4 assists at San Francisco
- Hit 6 3-pointers on his way to 20 points against San Francisco
- Totaled career highs of 25 points, 7 3s, 5 rebounds, 3 assists and 2 steals vs. Central Michigan ... his 7 3s are the second most in a single game by a BYU freshman
- Hit 3 of 3 from 3, scored 12 points and added 3 rebounds, 3 assists and 1 steal vs. Northern Iowa
- Hit a pair of 3s for 6 points and added 1 rebound against Adams State
- Was 6 of 8 and 3 of 5 from 3-point range in the second half against Colorado finishing with career-high 18 points on 7 of 11 shooting

Before BYU

- A four-year letterman for coach Mike Maxwell at Bountiful High School
- Finished Bountiful career with totals of 1,704 points, 494 rebounds, 325 assists, 140 steals and 217 3-point field goals
- Named the Utah Gatorade Player of the Year
- Named the 4A MVP and first-team all-state by the Deseret News, received All-Tribune (top players in the state regardless of classification)

- honors from the Salt Lake Tribune and named the Standard Examiner All-Area MVP
- Led Bountiful to a record of 22-6 overall and 14-0 in Region and the 4A state title
- Averaged 25.4 points, 6.1 rebounds, 4.3 assists and 1.7 steals and hit 82 threes
- Named to the 4A all-state first team by the Deseret News and the Salt Lake Tribune as a junior
- Led Bountiful to a record of 26-1 overall and 14-0 in Region 6 and the 4A state title
- Averaged 18.6 points, 6.1 rebounds, 3.6 assists and 1.7 steals and hit 70 threes
- Posted season highs of 33 points, 13 rebounds, 8 assists and 5 steals
- Named to the 4A all-state second team by the Deseret News and the Salt Lake Tribune as a sophomore
- Led Bountiful to a record of 21-4 overall and 10-0 in Region 6 and the 4A state semifinals
- Averaged 15.3 points, 4.3 rebounds, 3.2 assists and 1.3 steals and hit 49 threes
- Ranked 58th among small forwards in the class of 2015 by ESPN.com
- Played AAU basketball for the Utah Prospects and was coached by Lynn Lloyd

Personal

- Parents are Gary and Carleen Seljaas
- Has two sisters and one brother
- Sister Nancy played at BYU from 2002-05

2015-16 GAME-BY-GAME

Opponent	Date	GS	Min	FG	FGA	Pct	3FG	FGA	Pct	FT	FTA	Pct	Off	Def	TR	Avg	PF	FO	A	TO	Blk	Stl	Pts	Avg
Utah Valley	11/13/15	10	1	4	.250	1	3	.333	0	0	.000	0	2	2	2.0	0	0	0	0	1	0	0	3	3.0
at Long Beach State	11/16/15	2	0	0	.000	0	0	.000	0	0	.000	0	0	0	1.0	0	0	0	1	0	0	0	1.5	
Adams State	11/20/15	5	2	2	1.000	2	2	1.000	0	0	.000	0	1	1	1.0	1	0	0	0	0	0	6	3.0	
Mississippi Valley State	11/25/15	11	1	4	.250	1	3	.333	0	0	.000	0	2	2	1.3	0	0	0	2	0	0	3	3.0	
Belmont	11/28/15																							
DNP																								
at Utah	12/02/15	6	1	2	.500	0	1	.000	0	0	.000	0	0	0	1.0	0	0	0	0	0	0	2	2.8	
vs. Weber State	12/05/15	15	1	2	.500	0	1	.000	1	2	.500	0	1	1	1.0	2	0	0	0	0	0	3	2.8	
Utah State	12/09/15	9	1	2	.500	1	2	.500	0	0	.000	0	0	0	0.9	2	0	0	0	1	0	3	2.9	
at Colorado	12/12/15	22	7	11	.636	4	7	.571	0	0	.000	1	2	3	1.1	3	0	0	0	0	1	18	4.8	
Central Michigan	12/18/15	30	9	13	.692	7	9	.778	0	0	.000	1	4	5	1.6	1	0	3	0	2	25	7.0		
vs. Harvard	12/22/15	27	3	6	.500	2	4	.500	0	0	.000	0	2	2	1.6	5	1	0	2	0	1	8	7.1	
vs. Auburn/New Mexico	12/23/15	16	2	3	.667	2	2	1.000	0	0	.000	0	1	1	1.5	2	0	1	0	0	2	6	7.0	
vs. Northern Iowa	12/25/15	29	3	3	1.000	3	3	1.000	3	5	.600	0	3	3	1.7	3	0	3	1	0	1	12	7.4	
at Saint Mary's	12/31/15	17	1	2	.500	1	2	.500	0	0	.000	0	0	0	1.5	1	0	0	0	0	0	3	7.1	
at Pacific	01/02/16	27	4	8	.500	4	6	.667	2	2	1.000	1	4	5	1.8	1	0	0	1	0	1	14	7.6	
Santa Clara	01/07/16	18	5	11	.455	4	10	.400	0	0	.000	2	5	7	2.1	0	0	1	0	1	0	14	8.0	
San Francisco	01/09/16	22	7	12	.583	6	10	.600	0	0	.000	2	3	5	2.3	4	0	1	1	1	1	20	8.8	
at Gonzaga	01/14/16	14	1	6	.167	0	3	.000	0	0	.000	0	4	4	2.4	2	0	0	2	0	0	2	8.4	
at Portland	01/16/16	11	1	4	.250	0	3	.000	1	1	1.000	2	1	3	2.4	1	0	0	1	1	1	3	8.1	
at Loyola Marymount	01/21/16	30	4	9	.444	4	8	.500	0	0	.000	1	3	4	2.5	1	0	1	0	2	0	12	8.3	
at Pepperdine	01/23/16	21	1	5	.200	0	4	.000	0	0	.000	1	4	5	2.7	0	0	2	1	1	1	0	2	8.0
Loyola Marymount	01/28/16	14	1	4	.250	1	3	.333	0	1	.000	1	4	5	2.8	1	0	3	0	0	0	3	7.7	
Pepperdine	01/30/16																							
DNP																								
Saint Mary's	02/04/16	12	1	1	1.000	1	1	1.000	0	0	.000	0	2	2	2.7	0	0	1	1	0	0	3	7.5	
Pacific	02/06/16	12	0	2	.000	0	2	.000	0	0	.000	0	3	3	2.7	1	0	0	0	0	0	0	7.2	
at San Francisco	02/11/16	23	1	2	.500	1	2	.500	2	4	.500	1	6	7	2.9	4	0	4	2	0	0	5	7.1	
at Santa Clara	02/13/16	14	0	0	.000	0	0	.000	0	0	.000	0	2	2	2.9	4	0	1	0	0	0	0	6.8	
at San Diego	02/18/16	23	1	2	.500	1	2	.500	0	0	.000	0	2	2	2.8	3	0	1	0	0	0	3	6.7	
San Diego	02/20/16	24	5	7	.714	3	4	.750	0	0	.000	1	1	2	2.8	0	0	4	0	0	0	13	6.9	
Portland	02/25/16	25	4	8	.500	2	6	.333	0	0	.000	1	2	3	2.8	3	0	5	0	0	1	10	7.0	
Gonzaga	02/27/16	33	2	8	.250	2	6	.333	3	4	.750	2	2	4	2.9	4	0	5	2	1	2	9	7.1	
vs. Santa Clara	03/05/16	28	3	7	.429	3	6	.500	3	4	.750	0	4	4	2.9	2	0	1	0	1	0	12	7.2	
vs. Gonzaga	03/07/16	32	3	7	.429	2	3	.667	1	1	1.000	0	0	0	2.8	3	0	0	0	0	1	9	7.3	
UAB	03/16/16	24	3	5	.600	2	4	.500	0	1	.000	1	2	3	2.8	1	0	2	0	1	3	8	7.3	
Virginia Tech	03/18/16	23	3	3	1.000	2	2	1.000	3	3	1.000	0	1	1	2.8	1	0	1	2	1	1	11	7.4	
Creighton	03/22/16	*	37	5	6	.833	5	6	.833	4	4	1.000	1	6	7	2.9	3	0	1	1	1	2	19	7.8
vs. Valparaiso	03/29/16																							
Totals		1	666	87	171	.509	67	130	.515	23	32	.719	19	79	98	2.9	59	1	41	20	13	20	264	7.8

CAREER STATISTICS (ALL GAMES)

Year	GP	GS	Min	Avg	FG	FGA	Pct	3FG	FGA	Pct	FT	FTA	Pct	Off	Def	TR	Avg	PF	FO	A	TO	Blk	Stl	Pts	Avg
2015-16	34	1	666	19.6	87	171	.509	67	130	.515	23	32	.719	19	79	98	2.9	59	1	41	20	13	20	264	7.8
TOTAL	34	1	666	19.6	87	171	.509	67	130	.515	23	32	.719	19	79	98	2.9	59	1	41	20	13	20	264	7.8

CAREER STATISTICS (CONFERENCE GAMES)

Year	GP	GS	Min	Avg	FG	FGA	Pct	3FG	FGA	Pct	FT	FTA	Pct	Off	Def	TR	Avg	PF	FO	A	TO	Blk	Stl	Pts	Avg
2015-16	17	0	340	20.0	39	91	.429	30	72	.417	8	12	.667	15	48	63	3.7	30	0	29	11	7	6	116	6.8
TOTAL	17	0	340	20.0	39	91	.429	30	72	.417	8	12	.667	15	48	63	3.7	30	0	29	11	7	6	116	6.8

#4 • NICK EMERY
6-2 • 185 • FR • GUARD



ALPINE, UTAH
LONE PEAK HS

2015-16 SEASON — PPG: 16.2 RPG: 3.4 APG: 2.6 SPG: 1.4 BPG: 0.1 FG%: .428 3FG%: .381 FT%: .856

2015-16 • Freshman

- Named to the All-WCC Second Team and All-WCC Freshman Team
- Named the High Major Freshman of the Year by College Sports Madness
- Set the BYU freshman game record with 37 points at San Francisco
- Tied the BYU game record with 10 3s at San Francisco
- 1st all-time among BYU freshmen and 4th all-time overall with 94 made 3-pointers
- 1st all-time among BYU freshmen with 19 games with 3 3-pointers
- Had 18 points, 4 rebounds and 4 assists in win over Portland
- Led team in points (17), rebounds (9) and assists (5) vs. San Diego
- Scored 31 points at Santa Clara to become the first BYU freshman to score 30-plus in back-to-back games
- Scored 24 points, hit 4 3s, added 4 rebounds, 6 assists, 1 block and 1 steal at Loyola Marymount
- Made 21 consecutive free throws spanning Nov. 28 to Jan. 2
- Scored 20 points, hit 5 of 10 from 3 and added 4 assists vs. New Mexico
- Scored 27 points, hit 5 3-pointers and added 4 rebounds, 4 assists and 2 steals vs. Belmont

- As a senior, helped lead Lone Peak to 26-1 record, the 2012-13 MaxPreps.com National Title and the 5A Utah state title
- Averaged 17.9 points, 3.8 rebounds, 3.7 assists and 2.9 steals as a senior
- Named a third-team All-American by MaxPreps.com
- Named the 2012-13 Mr. Basketball by the Deseret News, the 5A MVP by the Salt Lake Tribune, the Utah Gatorade Player of the Year and the Valley Player of the Year by the Daily Herald
- As a junior averaged 21.6 points, 3.4 threes, 4.0 rebounds, 2.3 assists and 2.4 steals and led Lone Peak to a 22-3 record, the 5A state title and a No. 24 national ranking (Maxpreps.com)
- Named the 5A MVP by the Deseret News, first-team all-state by the Salt Lake Tribune and Valley Player of the Year by the Daily Herald
- As a sophomore led Lone Peak to a 24-1 record, the 5A state title and a No. 21 national ranking (Maxpreps.com)
- Named the 5A MVP by the Deseret News, Utah Gatorade Player of the Year and first-team all-state by the Salt Lake Tribune
- In the class of 2013 is ranked No. 45 by ESPN.com, No. 79 by Scout.com and No. 89 by Rivals.com
- Attended the CP3 Elite Guard Camp run by Chris Paul and the NBPA Top 100 camp at the University of Virginia

2015-16 SEASON HIGHS

PTS	37 at San Francisco – 02/11/16
1st H	20 at San Francisco – 02/11/16
2nd H	18 at Colorado – 12/12/15
REB	9 vs. San Diego – 02/20/16
AST	7 vs. MVSU – 11/25/15
STL	5 vs. Pepperdine – 01/30/16
BLK	1, twice, last at LMU – 01/21/16
FGM	13 at Santa Clara – 02/13/16
FGA	21 at Santa Clara – 02/13/16
3PM	10 at San Francisco – 02/11/16
3PA	12 at San Francisco – 02/11/16
FTM	6, 3 times, last at San Diego – 02/18/16
FTA	8 at San Diego – 02/18/16

MISCELLANEOUS

	15-16	Career
Double-Figure Points	31 (22-9)	31 (22-9)
20-plus Points	11 (9-2)	11 (9-2)
Double-Figure Reb	0 (0-0)	0 (0-0)
Double-Doubles	0 (0-0)	0 (0-0)
3-plus Steals	6 (4-2)	6 (4-2)
3-plus Blocks	0 (0-0)	0 (0-0)
3-plus 3-point FG	19 (13-6)	19 (13-6)
Scoring Leader	11 (9-2)	11 (9-2)
Rebound Leader	2 (2-0)	2 (2-0)
Assist Leader	4 (4-0)	4 (4-0)

Before BYU

- A four-year starter for Quincy Lewis at Lone Peak High School
- Career totals of 1,953 points (first all-time at Lone Peak) and 269 threes and averages of 19.9 points and 2.7 threes per game
- Career highs of 39 points, 8 threes, 10 rebounds, 8 assists and 8 steals

Personal

- Parents are Derek and Patti Emery
- Has two brothers, Alex and Jackson, and one sister, Annie
- Brother Jackson played at BYU (2005-06, 08-11) and is the program's all-time steals leader
- Served a mission for The Church of Jesus Christ of Latter-day Saints in Germany

2015-16 GAME-BY-GAME

Opponent	Date	GS	Min	FG	FGA	Pct	3FG	FGA	Pct	FT	FTA	Pct	Off	Def	TR	Avg	PF	FO	A	TO	Blk	Stl	Pts	Avg	
Utah Valley	11/13/15		22	4	11	.364	1	2	.500	1	2	.500	0	4	4	4.0	0	0	3	2	0	0	10	10.0	
at Long Beach State	11/16/15		24	1	8	.125	0	4	.000	0	0	.000	0	3	3	3.5	1	0	0	2	0	1	2	6.0	
Adams State	11/20/15		24	9	14	.643	2	6	.333	0	0	.000	0	2	2	3.0	1	0	6	0	0	3	20	10.7	
Mississippi Valley State	11/25/15	*	34	7	14	.500	3	10	.300	1	2	.500	0	2	2	2.8	1	0	7	1	0	2	18	12.5	
Belmont	11/28/15	*	33	9	17	.529	5	11	.455	4	4	1.000	1	3	4	3.0	3	0	4	2	0	2	27	15.4	
at Utah	12/02/15	*	33	3	15	.200	3	8	.375	2	2	1.000	0	4	4	3.2	5	1	0	2	0	0	11	14.7	
vs. Weber State	12/05/15																								
Utah State	12/09/15		29	6	13	.462	3	7	.429	2	2	1.000	1	5	6	3.6	2	0	1	2	0	0	17	15.0	
at Colorado	12/12/15	*	31	8	16	.500	4	11	.364	3	3	1.000	1	3	4	3.6	3	0	2	4	1	2	23	16.0	
Central Michigan	12/18/15	*	35	5	14	.357	2	6	.333	0	0	.000	1	6	7	4.0	4	0	4	1	0	2	12	15.6	
vs. Harvard	12/22/15	*	31	5	12	.417	1	4	.250	2	2	1.000	0	1	1	3.7	5	1	0	1	0	2	13	15.3	
vs. New Mexico	12/23/15	*	35	7	12	.583	5	10	.500	1	1	1.000	0	0	0	3.4	2	0	4	2	0	1	20	15.7	
vs. Northern Iowa	12/25/15	*	25	2	9	.222	1	5	.200	6	6	1.000	1	2	3	3.3	4	0	0	0	0	0	11	15.3	
at Saint Mary's	12/31/15	*	30	4	14	.286	3	7	.429	0	0	.000	2	1	3	3.3	2	0	2	0	0	0	11	15.0	
at Pacific	01/02/16	*	30	2	8	.250	1	6	.167	1	2	.500	0	3	3	3.3	3	0	1	1	0	0	6	14.4	
Santa Clara	01/07/16	*	24	9	12	.750	5	6	.833	0	0	.000	0	1	1	3.1	4	0	2	1	0	1	23	14.9	
San Francisco	01/09/16	*	36	7	15	.467	3	6	.500	4	4	1.000	0	5	5	3.2	2	0	4	0	0	1	21	15.3	
at Gonzaga	01/14/16	*	18	1	6	.167	1	5	.200	0	1	.000	0	2	2	3.2	3	0	2	1	0	1	3	14.6	
at Portland	01/16/16	*	31	4	11	.364	2	6	.333	3	4	.750	1	1	2	3.1	3	0	0	1	0	3	13	14.5	
at Loyola Marymount	01/21/16	*	32	7	14	.500	4	8	.500	6	6	1.000	0	4	4	3.2	1	0	6	3	1	1	24	15.0	
at Pepperdine	01/23/16	*	36	6	17	.353	4	8	.500	1	1	1.000	0	3	3	3.2	2	0	0	1	0	2	17	15.1	
Loyola Marymount	01/28/16	*	27	4	12	.333	2	7	.286	0	0	.000	0	3	3	3.1	2	0	4	0	0	2	10	14.9	
Pepperdine	01/30/16	*	39	6	12	.500	1	6	.167	4	6	.667	0	2	2	3.1	3	0	2	2	0	5	17	15.0	
Saint Mary's	02/04/16	*	36	2	11	.182	1	6	.167	3	4	.750	1	2	3	3.1	3	0	0	1	0	1	8	14.7	
Pacific	02/06/16	*	28	5	15	.333	0	6	.000	3	3	1.000	0	0	0	3.0	5	1	1	1	0	1	13	14.6	
at San Francisco	02/11/16	*	33	12	15	.800	10	12	.833	3	3	1.000	0	2	2	2.9	4	0	5	2	0	0	37	15.5	
at Santa Clara	02/13/16	*	30	13	21	.619	3	8	.375	2	2	1.000	0	2	2	2.9	2	0	1	0	0	1	31	16.1	
at San Diego	02/18/16	*	36	3	11	.273	0	3	.000	6	8	.750	0	3	3	2.9	3	0	2	2	0	3	12	15.9	
San Diego	02/20/16	*	28	7	12	.583	3	6	.500	0	0	.000	2	7	9	3.1	0	0	5	4	0	0	17	16.0	
Portland	02/25/16	*	33	7	17	.412	3	10	.300	1	2	.500	1	3	4	3.1	2	0	4	1	0	3	18	16.0	
Gonzaga	02/27/16	*	33	4	16	.250	3	10	.300	0	0	.000	1	5	6	3.2	5	1	2	1	0	0	11	15.9	
vs. Santa Clara	03/05/16	*	30	4	11	.364	3	7	.429	4	5	.800	1	2	3	3.2	5	1	0	2	0	2	15	15.8	
vs. Gonzaga	03/07/16	*	40	10	19	.526	5	11	.455	2	3	.667	1	4	5	3.3	3	0	4	2	0	3	27	16.2	
UAB	03/16/16	*	37	9	17	.529	3	6	.500	1	1	1.000	1	3	4	3.3	2	0	5	2	0	2	22	16.4	
Virginia Tech	03/18/16	*	35	2	9	.222	2	5	.400	4	4	1.000	1	2	3	3.3	5	1	2	0	0	1	10	16.2	
Creighton	03/22/16	*	37	4	13	.308	2	8	.250	7	7	1.000	1	6	7	3.4	2	0	5	4	0	0	17	16.2	
vs. Valparaiso	03/29/16																								
Totals			31	1095	198	463	.428	94	247	.381	77	90	.856	18	101	119	3.4	97	6	90	51	2	48	567	16.2

CAREER STATISTICS (ALL GAMES)

Year	GP	GS	Min	Avg	FG	FGA	Pct	3FG	FGA	Pct	FT	FTA	Pct	Off	Def	TR	Avg	PF	FO	A	TO	Blk	Stl	Pts	Avg
2015-16	35	31	1095	31.3	198	463	.428	94	247	.381	77	90	.856	18	101	119	3.4	97	6	90	51	2	48	567	16.2
TOTAL	35	31	1095	31.3	198	463	.428	94	247	.381	77	90	.856	18	101	119	3.4	97	6	90	51	2	48	567	16.2

CAREER STATISTICS (CONFERENCE GAMES)

Year	GP	GS	Min	Avg	FG	FGA	Pct	3FG	FGA	Pct	FT	FTA	Pct	Off	Def	TR	Avg	PF	FO	A	TO	Blk	Stl	Pts	Avg
2015-16	18	18	560	31.1	103	239	.431	49	126	.389	37	46	.804	8	49	57	3.2	49	2	43	22	1	25	292	16.2
TOTAL	18	18	560	31.1	103	239	.431	49	126	.389	37	46	.804	8	49	57	3.2	49	2	43	22	1	25	292	16.2

#5 • KYLE COLLINSWORTH
6-6 • 215 • SR • GUARD



PROVO, UTAH
PROVO HS

2015-16 SEASON — PPG: 15.2 RPG: 8.3 APG: 7.5 SPG: 1.9 BPG: 0.6 FG%: .463 3FG%: .243 FT%: .651

2015-16 • Senior

- A team captain
- Named the WCC Player of the Year and to the All-WCC First Team
- USBWA All-District and All-High Major First Team (College Sports Madness)
- An Allstate NABC Good Works Team nominee
- Has 6 triple-doubles and 15 double-doubles this season
- Set the BYU single-season assist mark and tied the single-game assist total while recording his 11th-career triple-double with 14 points, 10 rebounds and 16 assists against Portland
- Totaled 25 points, 12 rebounds, 6 assists, 1 block and 2 steals at San Diego
- Had 20 points (18 in the second half), 5 rebounds, 3 assists and 1 steal at Gonzaga
- Totaled 26 points, 10 rebounds and 10 assists for his first triple-double of the season vs. Belmont and 7th of his career to become the NCAA career leader

- Set the NCAA single-season record and tied the NCAA career record with 6 triple-doubles
- The only player in the NCAA ranked in the top 100 in rebounds (42nd), assists (16th) and steals (71st)

In 2013-14 • Sophomore

- A team captain
- Named to the All-WCC First Team and the WCC All-Tournament Team
- One of four players in the NCAA ranked in the top 100 in rebounds and assists

In 2010-11 • Freshman

- Averaged 5.8 points, 5.1 rebounds, 2.1 assists and 1.1 steals

Before BYU

- Played for Craig Drury and helped Provo High to state titles as a freshman and sophomore
- Named Deseret News Mr. Basketball, Salt Lake Tribune Male Athlete of the Year and Utah Gatorade Player of the Year as a senior

Personal

- Parents are Jeff and Alisa
- Wife Shea Martinez-Collinsworth is an All-American track athlete at BYU
- Has two sisters and two brothers
- Brother is Chris Collinsworth, a former forward for the Cougars
- Served a mission for The Church of Jesus Christ of Latter-day Saints in Russia

2015-16 SEASON HIGHS

PTS	26 vs. Belmont – 11/28/15
1st H	13, twice, last vs. Belmont – 11/28/15
2nd H	18 at Gonzaga – 01/14/16
REB	16 vs. Northern Iowa – 12/25/15
AST	16 vs. Portland – 02/25/16
STL	5, twice, last at LMU – 01/21/16
BLK	2, 5 times, last vs. Pacific – 02/06/16
FGM	10 vs. Pepperdine – 01/30/16
FGA	20 at San Diego – 02/18/16
3PM	2, twice, last vs. Gonzaga – 02/27/16
3PA	4 vs. UVU – 11/13/15
FTM	12 at Pacific – 01/02/16
FTA	17 at Pacific – 01/02/16

CAREER

PTS	28 vs. Gonzaga – 3/10/15
1st H	17 vs. Gonzaga – 3/10/15
2nd H	18 at Gonzaga – 01/14/16
REB	16, twice, last vs. Northern Iowa – 12/25/15
AST	16 vs. Portland – 02/25/16
STL	6 vs. Purdue – 11/26/14
BLK	3, twice, last vs. LMU – 1/11/14
FGM	10, twice, last vs. Pepperdine – 01/30/16
FGA	22 vs. Gonzaga – 3/10/15
3PM	2, 4 times, last vs. Gonzaga – 02/27/16
3PA	5 vs. Fresno Pacific – 1/1/11
FTM	12 at Pacific – 01/02/16
FTA	17 at Pacific – 01/02/16

MISCELLANEOUS

	15-16	Career
Double-Figure Points	33 (25-8)	98 (73-25)
20-plus Points	7 (6-1)	16 (14-2)
Double-Figure Reb	13 (8-5)	40 (30-10)
Double-Doubles	15 (11-4)	37 (29-8)
3-plus Steals	9 (7-2)	34 (28-6)
3-plus Blocks	0 (0-0)	1 (1-0)
3-plus 3-point FG	0 (0-0)	0 (0-0)
Scoring Leader	5 (3-2)	15 (11-4)
Rebound Leader	15 (10-5)	64 (47-17)
Assist Leader	31 (21-10)	79 (54-25)

2015-16 GAME-BY-GAME

Opponent	Date	GS	Min	FG	FGA	Pct	3FG	FGA	Pct	FT	FTA	Pct	Off	Def	TR	Avg	PF	FO	A	TO	Blk	Stl	Pts	Avg	
Utah Valley	11/13/15	*	28	6	17	.353	0	4	.000	5	5	1.000	6	3	9	9.0	1	0	7	3	1	1	17	17.0	
at Long Beach State	11/16/15	*	31	4	9	.444	0	0	.000	4	9	.444	3	10	13	11.0	3	0	6	7	0	2	12	14.5	
Adams State	11/20/15	*	25	5	7	.714	0	0	.000	2	3	.667	1	5	6	9.3	2	0	4	1	2	2	12	13.7	
Mississippi Valley State	11/25/15	*	34	3	7	.429	0	0	.000	5	6	.833	1	7	8	9.0	2	0	4	2	2	4	11	13.0	
Belmont	11/28/15	*	35	9	19	.474	0	1	.000	8	10	.800	5	5	10	9.2	1	0	10	2	0	2	26	15.6	
at Utah	12/02/15	*	33	6	13	.462	2	3	.667	1	5	.200	3	6	9	9.2	4	0	5	4	0	2	15	15.5	
vs. Weber State	12/05/15	*	36	6	12	.500	0	1	.000	3	6	.500	1	3	4	8.4	1	0	10	4	0	1	15	15.4	
Utah State	12/09/15	*	35	3	11	.273	0	1	.000	2	5	.400	0	7	7	8.3	3	0	11	3	2	1	8	14.5	
at Colorado	12/12/15	*	35	6	18	.333	1	2	.500	4	5	.800	1	5	6	8.0	2	0	6	2	0	1	17	14.8	
Central Michigan	12/18/15	*	38	5	8	.625	0	2	.000	2	4	.500	5	5	10	8.2	3	0	10	3	1	1	12	14.5	
vs. Harvard	12/22/15	*	44	7	13	.538	0	1	.000	9	11	.818	2	4	6	8.0	3	0	8	7	0	3	23	15.3	
vs. New Mexico	12/23/15	*	29	4	10	.400	0	1	.000	2	3	.667	1	4	5	7.8	2	0	9	2	1	5	10	14.8	
vs. Northern Iowa	12/25/15	*	37	5	9	.556	0	1	.000	2	2	1.000	4	12	16	8.4	1	0	6	5	1	3	12	14.6	
at Saint Mary's	12/31/15	*	35	4	15	.267	0	1	.000	0	0	.000	1	5	6	8.2	3	0	6	3	1	0	8	14.1	
at Pacific	01/02/16	*	37	5	8	.625	0	0	.000	12	17	.706	1	4	5	8.0	2	0	8	5	0	3	22	14.7	
Santa Clara	01/07/16	*	34	7	16	.438	0	0	.000	7	10	.700	6	5	11	8.2	2	0	10	1	0	2	21	15.1	
San Francisco	01/09/16	*	34	5	12	.417	0	1	.000	3	5	.600	1	3	4	7.9	1	0	7	2	1	3	13	14.9	
at Gonzaga	01/14/16	*	29	9	18	.500	1	2	.500	1	1	1.000	0	5	5	7.8	3	0	3	2	0	1	20	15.2	
at Portland	01/16/16	*	37	4	17	.235	0	2	.000	2	2	1.000	3	7	10	7.9	1	0	6	5	0	2	10	14.9	
at Loyola Marymount	01/21/16	*	39	3	6	.500	0	0	.000	4	7	.571	4	9	13	8.2	1	0	15	6	2	5	10	14.7	
at Pepperdine	01/23/16	*	36	6	10	.600	0	0	.000	6	10	.600	4	3	7	8.1	2	0	3	2	1	2	18	14.9	
Loyola Marymount	01/28/16	*	28	3	5	.600	0	0	.000	5	9	.556	2	3	5	8.0	4	0	8	3	0	3	11	14.7	
Pepperdine	01/30/16	*	34	10	19	.526	1	2	.500	3	6	.500	1	3	4	7.8	3	0	10	4	0	1	24	15.1	
Saint Mary's	02/04/16	*	38	8	12	.667	0	1	.000	1	3	.333	2	7	9	7.8	2	0	7	3	1	2	17	15.2	
Pacific	02/06/16	*	36	2	8	.250	0	0	.000	5	8	.625	5	7	12	8.0	1	0	4	3	2	3	9	14.9	
at San Francisco	02/11/16	*	32	8	12	.667	1	2	.500	0	0	.000	0	6	6	7.9	2	0	8	5	0	1	17	15.0	
at Santa Clara	02/13/16	*	28	7	9	.778	0	0	.000	1	4	.250	1	6	7	7.9	2	0	8	3	0	1	15	15.0	
at San Diego	02/18/16	*	39	7	20	.350	1	2	.500	10	14	.714	6	6	12	8.0	1	0	6	3	1	2	25	15.4	
San Diego	02/20/16	*	22	5	11	.455	0	0	.000	2	2	1.000	1	6	7	8.0	2	0	3	1	0	1	12	15.2	
Portland	02/25/16	*	34	5	8	.625	0	0	.000	4	5	.800	4	6	10	8.1	2	0	16	3	0	2	14	15.2	
Gonzaga	02/27/16	*	34	4	14	.286	2	3	.667	5	8	.625	3	12	15	8.3	2	0	8	2	1	2	15	15.2	
vs. Santa Clara	03/05/16	*	38	4	8	.500	0	1	.000	5	7	.714	1	8	9	8.3	1	0	6	6	0	0	13	15.1	
vs. Gonzaga	03/07/16	*	40	7	17	.412	0	1	.000	2	2	1.000	4	7	11	8.4	2	0	6	5	0	1	16	15.2	
UAB	03/16/16	*	35	8	13	.615	0	1	.000	3	5	.600	2	8	10	8.4	2	0	12	6	0	1	19	15.3	
Virginia Tech	03/18/16	*	38	4	8	.500	0	0	.000	10	13	.769	0	6	6	8.4	1	0	10	2	0	2	18	15.3	
Creighton	03/22/16		20	4	9	.444	0	1	.000	2	6	.333	0	5	5	8.3	3	0	4	1	0	1	10	15.2	
vs. Valparaiso	03/29/16																								
Totals			35	1217	198	428	.463	9	37	243	142	218	.651	85	213	298	8.3	73	0	270	121	20	69	547	15.2

CAREER STATISTICS (ALL GAMES)

Year	GP	GS	Min	Avg	FG	FGA	Pct	3FG	FGA	Pct	FT	FTA	Pct	Off	Def	TR	Avg	PF	FO	A	TO	Blk	Stl	Pts	Avg
2010-11	36	27	926	25.7	78	162	.481	7	27	.259	46	81	.568	55	128	183	5.1	73	1	75	56	16	39	209	5.8
2013-14	34	34	1136	33.4	175	352	.497	8	22	.364	117	203	.576	85	190	275	8.1	82	1	156	89	15	57	475	14.0
2014-15	33	33	1019	30.9	158	335	.472	6	21	.286	134	182	.736	81	205	286	8.7	73	1	197	96	11	59	456	13.8
2015-16	36	35	1217	33.8	198	428	.463	9	37	.243	142	218	.651	85	213	298	8.3	73	0	270	121	20	69	547	15.2
TOTAL	139	129	4293	30.9	609	1277	.477	30	107	.280	439	684	.642	306	736	1042	7.5	301	3	698	362	62	224	1687	12.1

CAREER STATISTICS (CONFERENCE GAMES)

Year	GP	GS	Min	Avg	FG	FGA	Pct	3FG	FGA	Pct	FT	FTA	Pct	Off	Def	TR	Avg	PF	FO	A	TO	Blk	Stl	Pts	Avg
2010-11	15	10	365	24.3	26	57	.456	3	8	.375	23	31	.742	20	59	79	5.3	31	1	32	26	8	10	78	5.2
2013-14	18	18	583	32.4	93	181	.514	3	8	.375	65	112	.580	51	86	137	7.6	43	1	82	48	6	37	254	14.1
2014-15	17	17	539	31.7	85	173	.491	1	9	.111	64	86	.744	45	113	158	9.3	36	1	104	39	6	27	235	13.8
2015-16	18	18	606	33.7	102	220	.464	6	16	.375	71	111	.640	45	103	148	8.2	36	0	136	56	10	36	281	15.6
TOTAL	68	63	2093	30.8	3																				

#15 • JAKE TOOLSON
6-5 • 205 • SO • GUARD



GILBERT, ARIZONA
HIGHLAND HS

2015-16 SEASON HIGHS

PTS	7 vs. Weber State – 12/05/15
1st H	6 vs. Belmont – 11/28/15
2nd H	4 vs. Weber State – 12/05/15
REB	3 vs. UVU – 11/13/15, vs. ASU – 11/20/15
AST	3 vs. ASU – 11/20/15
STL	1, 3 times, last at Colorado – 12/12/15
BLK	–
FGM	3, vs. Weber St. – 12/05/15, at Utah 12/02/15
FGA	6, twice, last vs. Utah State – 12/09/15
3PM	2, twice, last vs. Belmont – 11/28/15
3PA	5 at LBSU – 11/16/15
FTM	2 vs. MVSU – 11/25/15
FTA	2 vs. MVSU – 11/25/15

CAREER

PTS	15 vs. SVU – 11/19/14
1st H	9, twice, last at San Francisco – 1/3/15
2nd H	8 vs. Chaminade – 11/25/14
REB	7 vs. SVU – 11/19/14
AST	4 vs. SVU – 11/19/14
STL	4 vs. SVU – 11/19/14
BLK	–
FGM	5 vs. SVU – 11/19/14
FGA	9, twice, last vs. Chaminade – 11/25/14
3PM	5 vs. SVU – 11/19/14
3PA	8 vs. SVU – 11/19/14
FTM	2, twice, last vs. MVSU – 11/25/15
FTA	2, twice, last vs. MVSU – 11/25/15

MISCELLANEOUS

	15-16	Career
Double-Figure Points	0 (0-0)	2 (2-0)
20-plus Points	0 (0-0)	0 (0-0)
Double-Figure Reb	0 (0-0)	0 (0-0)
Double-Doubles	0 (0-0)	0 (0-0)
3-plus Steals	0 (0-0)	1 (1-0)
3-plus Blocks	0 (0-0)	0 (0-0)
3-plus 3-point FG	0 (0-0)	2 (2-0)
Scoring Leader	0 (0-0)	1 (1-0)
Rebound Leader	0 (0-0)	1 (1-0)
Assist Leader	0 (0-0)	0 (0-0)

2015-16 SEASON — PPG: 3.9 RPG: 1.6 APG: 1.2 SPG: 0.3 BPG: 0.0 FG%: .455 3FG%: .368 FT%: 1.000

2015-16 • Sophomore

- Taking a medical leave of absence from the team
- Hit two 3s for 6 points and added 2 assists at Long Beach State
- Hit 2 of 3 from 3 for 6 points and added 1 rebound and 2 assists vs. Belmont
- Scored 6 points at Utah on 3 of 5 shooting from the field

2014-15 • Freshman

- Played in 26 games
- Posted season highs of 15 points (Southern Virginia), 7 rebounds (Southern Virginia), 4 assists (Southern Virginia), 4 steals (Southern Virginia) and 5 3s (Southern Virginia)
- Scored 15 points and posted 7 boards, 4 assists and 4 steals vs. Southern Virginia
- Had 8 points, 2 assists and 1 steal at Santa Clara
- Totaled 11 points, hit 3 of 4 from 3 and added 3 boards and 1 assist at San Francisco

Before BYU

- A four-year letterman and two-time first-team all-state honoree playing for Derrick Donaldson at Highland High School
- Scored 2,007 career points at Highland and averaged 19.1 points per game
- As a senior averaged 27.3 points, 12.1 rebounds, 3.5 assists and 1.6 steals per game and hit 59 threes
- Shot .522 from the field, .380 from three and .838 from the free-throw line

- Named first-team Division I All-Arizona by AZcentral.com and first-team All-Tribune by the East Valley Tribune
- As a junior averaged 18.9 points, 8.0 rebounds, 4.0 assists, 1.6 steals and 1.0 blocks and hit 34 threes while Highland finish 18-10 overall and 11-6 in league play
- Named first-team Division I All-Arizona by AZcentral.com and first-team All-Tribune by the East Valley Tribune
- As a sophomore averaged 18.4 points, 6.3 rebounds, 1.6 assists and 1.5 steals and hit 49 threes
- Named All-Tribune honorable mention by the East Valley Tribune
- As a freshman averaged 10.2 points, 7.2 rebounds, 1.7 assists and 1.4 steals and hit 47 threes
- Played for Nevada Select during the AAU season
- Played for the Arizona Power during the AAU season

Personal

- Parents are Troy and Sheila Toolson
- Has one brother and two sisters
- Also recruited by Arizona State, Boston College, Utah State and Saint Mary's
- Nephew of former BYU great Danny Ainge

2015-16 GAME-BY-GAME

Opponent	Date	GS	Min	FG	FGA	Pct	3FG	FGA	Pct	FT	FTA	Pct	Off	Def	TR	Avg	PF	FO	A	TO	Blk	Stl	Pts	Avg	
Utah Valley	11/13/15	*	16	1	2	.500	1	2	.500	0	0	.000	0	3	3	3.0	0	0	1	0	0	0	3	3.0	
at Long Beach State	11/16/15	*	21	2	5	.400	2	5	.400	0	0	.000	0	1	1	2.0	3	0	2	1	0	0	6	4.5	
Adams State	11/20/15	*	15	1	2	.500	0	1	.000	0	0	.000	0	3	3	2.3	1	0	3	1	0	1	2	3.7	
Mississippi Valley State	11/25/15		6	0	2	.000	0	2	.000	2	2	1.000	1	1	2	2.3	0	0	2	2	0	0	2	3.3	
Belmont	11/28/15		13	2	3	.667	2	3	.667	0	0	.000	0	1	1	2.0	0	0	2	0	0	0	6	3.8	
at Utah	12/02/15		15	3	5	.600	0	1	.000	0	0	.000	1	1	2	2.0	1	0	1	1	0	0	6	4.2	
vs. Weber State	12/05/15	*	18	3	6	.500	1	2	.500	0	0	.000	0	1	1	1.9	0	0	0	0	0	1	7	4.6	
Utah State	12/09/15	*	18	2	6	.333	0	1	.000	0	0	.000	0	1	1	1.8	1	0	1	0	0	0	4	4.5	
at Colorado	12/12/15		4	0	0	.000	0	0	.000	0	0	.000	0	0	0	1.6	0	0	0	1	0	1	0	4.0	
Central Michigan	12/18/15		12	1	2	.500	1	2	.500	0	0	.000	0	2	2	1.6	1	0	0	1	0	0	3	3.9	
vs. Harvard	12/22/15																								
vs. New Mexico	12/23/15																								
vs. Northern Iowa	12/25/15																								
at Saint Mary's	12/31/15																								
at Pacific	01/02/16																								
Santa Clara	01/07/16																								
San Francisco	01/09/16																								
at Gonzaga	01/14/16																								
at Portland	01/16/16																								
at Loyola Marymount	01/21/16																								
at Pepperdine	01/23/16																								
Loyola Marymount	01/28/16																								
Pepperdine	01/30/16																								
Saint Mary's	02/04/16																								
Pacific	02/06/16																								
at San Francisco	02/11/16																								
at Santa Clara	02/13/16																								
at San Diego	02/18/16																								
San Diego	02/20/16																								
Portland	02/25/16																								
Gonzaga	02/27/16																								
vs. Santa Clara	03/05/16																								
vs. Gonzaga	03/07/16																								
UAB	03/16/16																								
Virginia Tech	03/18/16																								
Creighton	03/22/16																								
vs. Valparaiso	03/29/16																								
Totals			5	138	15	33	.455	7	19	.368	2	2	1.000	2	14	16	1.6	7	0	12	7	0	3	39	3.9

CAREER STATISTICS (ALL GAMES)

Year	GP	GS	Min	Avg	FG	FGA	Pct	3FG	FGA	Pct	FT	FTA	Pct	Off	Def	TR	Avg	PF	FO	A	TO	Blk	Stl	Pts	Avg
2014-15	26	0	202	7.8	21	50	.420	16	40	.400	2	2	1.000	3	34	37	1.4	18	0	12	6	0	7	60	2.3
2015-16	10	5	138	13.8	15	33	.455	7	19	.368	2	2	1.000	2	14	16	1.6	7	0	12	7	0	3	39	3.9
TOTAL	36	5	340	9.4	36	83	.434	23	59	.390	4	4	1.000	5	48	53	1.5	25	0	24	13	0	10	99	2.8

CAREER STATISTICS (CONFERENCE GAMES)

Year	GP	GS	Min	Avg	FG	FGA	Pct	3FG	FGA	Pct	FT	FTA	Pct	Off	Def	TR	Avg	PF	FO	A	TO	Blk	Stl	Pts	Avg
2014-15	14	0	119	8.5	11	29	.379	8	25	.320	2	2	1.000	1	16	17	1.2	11	0	5	4	0	2	32	2.3
TOTAL	14	0	119	8.5	11	29	.379	8	25	.320	2	2	1.000	1	16	17	1.2	11	0	5	4	0	2	32	2.3

#21 • KYLE DAVIS
6-8 • 225 • JR • FORWARD



DRAPER, UTAH
UTAH STATE

2015-16 SEASON — PPG: 12.1 RPG: 7.4 APG: 1.3 SPG: 0.7 BPG: 1.3 FG%: .544 3FG%: .467 FT%: .604

2015-16 • Junior

- Named to the WCC All-Academic Team
- Has 8 double-doubles on the season
- Scored 18 points on 7-of-9 shooting against Creighton
- Posted 11 points on 4-of-6 shooting with 2 assists, 4 rebounds and 2 blocks against Portland
- Scored 21 points on 8-of-11 shooting against Pacific
- Had 12 points, 11 rebounds, 2 assists, 4 blocks and 2 steals at Gonzaga
- Scored a career-best 23 points vs. Harvard and added 16 rebounds, 1 assist and 1 block
- Had 20 points on 7 of 9 shooting from the field and 6 of 7 shooting from the free throw line vs. Central Michigan
- Scored 17 points and set a BYU season-opener record with 20 rebounds against UVU ... added 3 assists, 2 blocks and a steal against the Wolverines
- Posted his third double-double with 11 points, 14 rebounds, 1 assist, 2 blocks and 1 steal vs. Belmont
- Had 14 points, 14 rebounds and a career-high 4 assists vs. Utah State
- Named WCC Player of the Week on Nov. 16, 2015

- Averaged 9.1 points and 7.6 rebounds, had a team-high 37 blocks and shot 50.3 percent from the field
- Posted 7 double-doubles and had season highs of 18 points, 15 rebounds (twice), 3 blocks (7 times) and 5 assists
- Played as a freshman at Southern Utah in 2010-11 prior to serving a two-year LDS mission
- Averaged 8.5 points, a team-high 5.3 rebounds and 1.0 block per game and shot 55.4 percent from the field
- Posted season highs of 21 points, 14 rebounds, 5 assists and 3 blocks
- Led Alta High School to the 5A state title and was named tournament MVP in 2010
- Averaged 18.5 points, 7.6 rebounds, 1.4 blocks, 1.5 steals and 1.3 assists as a senior
- Was named 2010 5A MVP and Region 4 MVP

Personal

- Parents are Mark and Debbie Davis
- Wife's name is Kelli
- Has one brother and two sisters
- Served a mission for The Church of Jesus Christ of Latter-day Saints in Detroit

2015-16 SEASON HIGHS

PTS	23 vs. Harvard – 12/22/15
1st H	11 vs. UVU – 11/13/15
2nd H	19 vs. Harvard – 12/22/15
REB	20 vs. UVU – 11/13/15
AST	4, twice, last vs. CMU – 12/18/1
STL	3 at Pepperdine – 01/23/16
BLK	4, twice, last at Gonzaga – 01/14/16
FGM	10 vs. Harvard – 12/22/15
FGA	14 vs. Harvard – 12/22/15
3PM	1, 6 times, last vs. Pepperdine – 01/30/16
3PA	2 vs. UVU – 11/13/15
FTM	8 vs. San Francisco – 01/09/16
FTA	11 vs. San Francisco – 01/09/16

MISCELLANEOUS

	15-16	Career
Double-Figure Points	28 (21-7)	28 (21-7)
20-plus Points	4 (1-3)	4 (1-3)
Double-Figure Reb	8 (6-2)	8 (6-2)
Double-Doubles	8 (6-2)	8 (6-2)
3-plus Steals	1 (0-1)	1 (0-1)
3-plus Blocks	4 (3-1)	4 (3-1)
3-plus 3-point FG	0 (0-0)	0 (0-0)
Scoring Leader	2 (1-1)	2 (1-1)
Rebound Leader	14 (12-2)	14 (12-2)
Assist Leader	1 (0-1)	1 (0-1)

In 2014-15 • Redshirt

- Sat out 2014-15 due to NCAA transfer rules

Before BYU

- Started 27 of 29 games played in 2013-14 as a sophomore at Utah State

2015-16 GAME-BY-GAME

Opponent	Date	GS	Min	FG	FGA	Pct	3FG	FGA	Pct	FT	FTA	Pct	Off	Def	TR	Avg	PF	FO	A	TO	Blk	Stl	Pts	Avg	
Utah Valley	11/13/15	*	27	6	12	.500	1	2	.500	4	9	.444	2	18	20	20.0	2	0	3	6	2	1	17	17.0	
at Long Beach State	11/16/15	*	24	4	8	.500	1	1	1.000	1	3	.333	3	6	9	14.5	4	0	0	6	2	1	10	13.5	
Adams State	11/20/15	*	23	4	6	.667	0	0	.000	2	3	.667	2	8	10	13.0	2	0	1	4	0	0	10	12.3	
Mississippi Valley State	11/25/15	*	23	5	6	.833	0	0	.000	3	6	.500	2	5	7	11.5	1	0	1	4	0	0	13	12.5	
Belmont	11/28/15	*	35	5	9	.556	1	1	1.000	0	2	.000	4	10	14	12.0	1	0	1	2	2	1	11	12.2	
at Utah	12/02/15	*	33	5	8	.625	0	0	.000	2	3	.667	5	3	8	11.3	3	0	1	1	1	2	12	12.2	
vs. Weber State	12/05/15	*	38	7	11	.636	1	1	1.000	0	1	.000	1	7	8	10.9	3	0	3	0	0	1	15	12.6	
Utah State	12/09/15	*	34	6	13	.462	0	0	.000	2	2	1.000	6	8	14	11.3	1	0	4	0	1	0	14	12.8	
at Colorado	12/12/15	*	37	2	8	.250	0	0	.000	6	7	.857	3	8	11	11.2	2	0	0	0	2	0	10	12.4	
Central Michigan	12/18/15	*	24	7	9	.778	0	0	.000	6	7	.857	1	5	6	10.7	3	0	4	1	1	0	20	13.2	
vs. Harvard	12/22/15	*	41	10	14	.714	0	0	.000	3	5	.600	4	12	16	11.2	2	0	1	3	1	0	23	14.1	
vs. New Mexico	12/23/15	*	31	4	12	.333	0	1	.000	2	2	1.000	2	4	6	10.8	3	0	2	1	0	2	10	13.8	
vs. Northern Iowa	12/25/15	*	35	5	10	.500	0	0	.000	0	0	.000	3	6	9	10.6	3	0	2	6	1	1	10	13.5	
at Saint Mary's	12/31/15	*	30	6	11	.545	0	0	.000	2	4	.500	1	2	3	10.1	4	0	0	1	1	1	14	13.5	
at Pacific	01/02/16	*	20	2	6	.333	0	0	.000	0	0	.000	3	4	7	9.9	1	0	0	2	3	0	4	12.9	
Santa Clara	01/07/16	*	21	4	7	.571	0	0	.000	2	4	.500	0	4	4	9.5	2	0	2	1	0	1	10	12.7	
San Francisco	01/09/16	*	24	3	8	.375	0	0	.000	8	11	.727	5	4	9	9.5	2	0	1	2	4	1	14	12.8	
at Gonzaga	01/14/16	*	34	5	12	.417	0	1	.000	2	2	1.000	2	9	11	9.6	1	0	2	2	4	2	12	12.7	
at Portland	01/16/16	*	34	6	11	.545	1	2	.500	7	9	.778	0	6	6	9.4	5	1	2	2	4	2	20	13.1	
at Loyola Marymount	01/21/16	*	30	7	12	.583	0	0	.000	0	2	.000	5	8	13	9.6	4	0	1	1	2	0	14	13.2	
at Pepperdine	01/23/16	*	25	2	9	.222	0	1	.000	0	0	.000	4	0	4	9.3	2	0	3	3	3	3	4	12.7	
Loyola Marymount	01/28/16	*	26	9	13	.692	0	0	.000	1	2	.500	2	1	3	9.0	3	0	2	0	1	0	19	13.0	
Pepperdine	01/30/16	*	31	3	5	.600	1	1	1.000	4	6	.667	2	6	8	9.0	4	0	0	2	1	1	11	12.9	
Saint Mary's	02/04/16	*	25	4	8	.500	0	1	.000	0	0	.000	1	5	6	8.8	1	0	2	1	0	0	8	12.7	
Pacific	02/06/16	*	26	8	11	.727	0	0	.000	5	10	.500	2	3	5	8.7	4	0	1	2	1	2	21	13.0	
at San Francisco	02/11/16	*	18	5	11	.455	0	0	.000	2	3	.667	3	3	6	8.6	2	0	1	1	2	0	12	13.0	
at Santa Clara	02/13/16	*	25	5	10	.500	0	0	.000	0	1	.000	1	7	8	8.6	1	0	0	0	1	0	10	12.9	
at San Diego	02/18/16	*	24	3	7	.429	0	0	.000	3	4	.750	0	2	2	8.3	2	0	1	0	2	0	9	12.8	
San Diego	02/20/16	*	15	4	5	.800	0	0	.000	0	1	.000	0	2	2	8.1	3	0	0	1	1	1	8	12.6	
Portland	02/25/16	*	23	4	6	.667	0	0	.000	3	4	.750	1	3	4	8.0	2	0	2	2	2	0	11	12.5	
Gonzaga	02/27/16	*	15	2	4	.500	0	1	.000	0	1	.000	1	1	2	7.8	4	0	0	1	2	0	4	12.3	
vs. Santa Clara	03/05/16	*	28	5	9	.556	0	0	.000	1	4	.250	2	5	7	7.8	3	0	0	3	1	1	11	12.2	
vs. Gonzaga	03/07/16	*	13	2	3	.667	0	0	.000	3	4	.750	4	0	4	7.6	4	0	1	1	1	0	7	12.1	
UAB	03/16/16	*	29	4	7	.571	1	2	.500	2	2	1.000	2	3	5	7.6	2	0	1	3	0	0	11	12.0	
Virginia Tech	03/18/16	*	25	3	8	.375	0	0	.000	1	4	.250	2	6	8	7.6	2	0	0	2	1	0	7	11.9	
Creighton	03/22/16	*	32	7	9	.778	0	0	.000	4	6	.667	1	2	3	7.4	3	0	1	3	0	0	18	12.1	
vs. Valparaiso	03/29/16																								
Totals			36	978	173	318	.544	7	15	.467	81	134	.604	82	186	268	7.4	91	1	46	67	48	24	434	12.1

CAREER STATISTICS (ALL GAMES)

Year	GP	GS	Min	Avg	FG	FGA	Pct	3FG	FGA	Pct	FT	FTA	Pct	Off	Def	TR	Avg	PF	FO	A	TO	Blk	Stl	Pts	Avg
2015-16	36	36	978	27.2	173	318	.544	7	15	.467	81	134	.604	82	186	268	7.4	91	1	46	67	48	24	434	12.1
TOTAL	36	36	978	27.2	173	318	.544	7	15	.467	81	134	.604	82	186	268	7.4	91	1	46	67	48	24	434	12.1

CAREER STATISTICS (CONFERENCE GAMES)

Year	GP	GS	Min	Avg	FG	FGA	Pct	3FG	FGA	Pct	FT	FTA	Pct	Off	Def	TR	Avg	PF	FO	A	TO	Blk	Stl	Pts	Avg
2015-16	18	18	446	24.8	82	156	.526	2	7	.286	39	64	.609	33	70	103	5.7	47	1	20	24	32	14	205	11.4
TOTAL	18	18	446	24.8	82	156	.526	2	7	.286	39	64	.609	33	70	103	5.7	47	1	20	24	32	14	205	11.4

#24 • DAVIN GUINN
6-5 • 190 • SO • FORWARD



MURRIETA, CALIFORNIA
UC RIVERSIDE

2015-16 SEASON — PPG: 1.6 RPG: 1.1 APG: 0.1 SPG: 0.1 BPG: 0.0 FG%: .400 3FG%: .333 FT%: .625

2015-16 • Sophomore

- Has played in 8 games
- Shot 3 for 3, including a 3-pointer, for 9 points in 8 minutes against San Diego
- Scored his first points at BYU on a free throw and a field goal against Loyola Marymount

Before BYU

- Played his freshman season at UC Riverside in 2012-13
- Played in 20 games and started 4
- Averaged 4.4 points, 3.3 rebounds and added 8 assists, 3 blocks and 8 steals
- A three-year letter winner for Kurt Ruth and Andy Rucker at Vista Murrieta High School
- A two-time first-team All-League selection and first-team All-Valley selection
- First-team All-CIF as a senior and second-team All-CIF as a junior
- Vista Murrieta's all-time leading scorer
- Averaged 23.3 points and 9.3 rebounds as a senior
- Also ran track
- Three-time Academic All-League

Personal

- Parents are Brad and Haley Guinn
- His grandfather played at Rick's College from 1961-63
- An Eagle Scout
- Served a mission for The Church of Jesus Christ of Latter-day Saints in Mexico

2015-16 SEASON HIGHS

PTS	9 vs. San Diego – 02/20/16
1st H	–
2nd H	9 vs. San Diego – 02/20/16
REB	3 vs. Portland – 02/25/16
AST	1 vs. Santa Clara – 01/07/16
STL	1 vs. LMU – 01/28/16
BLK	–
FGM	3 vs. San Diego – 02/20/16
FGA	3, twice, last vs. San Diego – 02/20/16
3PM	1 vs. San Diego – 02/20/16
3PA	1, 3 times, last vs. Portland – 02/25/16
FTM	2, twice, last vs. Portland – 02/25/16
FTA	4 vs. San Diego – 02/20/16

MISCELLANEOUS

	15-16	Career
Double-Figure Points	0 (0-0)	0 (0-0)
20-plus Points	0 (0-0)	0 (0-0)
Double-Figure Reb	0 (0-0)	0 (0-0)
Double-Doubles	0 (0-0)	0 (0-0)
3-plus Steals	0 (0-0)	0 (0-0)
3-plus Blocks	0 (0-0)	0 (0-0)
3-plus 3-point FG	0 (0-0)	0 (0-0)
Scoring Leader	0 (0-0)	0 (0-0)
Rebound Leader	0 (0-0)	0 (0-0)
Assist Leader	0 (0-0)	0 (0-0)

2015-16 GAME-BY-GAME

Opponent	Date	GS	Min	FG	FGA	Pct	3FG	FGA	Pct	FT	FTA	Pct	Off	Def	TR	Avg	PF	FO	A	TO	Blk	Stl	Pts	Avg
Utah Valley	11/13/15																							DNP
at Long Beach State	11/16/15																							DNP
Adams State	11/20/15																							DNP
Mississippi Valley State	11/25/15																							DNP
Belmont	11/28/15																							DNP
at Utah	12/02/15																							DNP
vs. Weber State	12/05/15																							DNP
Utah State	12/09/15																							DNP
at Colorado	12/12/15																							DNP
Central Michigan	12/18/15																							DNP
vs. Harvard	12/22/15																							DNP
vs. New Mexico	12/23/15																							DNP
vs. Northern Iowa	12/25/15																							DNP
at Saint Mary's	12/31/15		0+	0	0	.000	0	0	.000	0	0	.000	0	0	0	0.0	0	0	0	0	0	0	0	0.0
at Pacific	01/02/16																							DNP
Santa Clara	01/07/16		3	0	0	.000	0	0	.000	0	0	.000	0	2	2	1.0	0	0	1	0	0	0	0	0.0
San Francisco	01/09/16																							DNP
at Gonzaga	01/14/16																							DNP
at Portland	01/16/16																							DNP
at Loyola Marymount	01/21/16																							DNP
at Pepperdine	01/23/16																							DNP
Loyola Marymount	01/28/16		5	1	3	.333	0	1	.000	1	2	.500	1	0	1	1.0	0	0	0	0	0	1	3	1.0
Pepperdine	01/30/16																							DNP
Saint Mary's	02/04/16		0+	0	0	.000	0	0	.000	0	0	.000	0	0	0	0.8	0	0	0	0	0	0	0	0.8
Pacific	02/06/16																							DNP
at San Francisco	02/11/16		2	0	0	.000	0	0	.000	0	0	.000	1	0	1	0.8	1	0	0	1	0	0	0	0.6
at Santa Clara	02/13/16		5	0	2	.000	0	0	.000	0	0	.000	1	1	2	1.0	0	0	0	0	0	0	0	0.5
at San Diego	02/18/16																							DNP
San Diego	02/20/16		8	3	3	1.000	1	1	1.000	2	4	.500	1	0	1	1.0	0	0	0	0	0	0	9	1.7
Portland	02/25/16		2	0	2	.000	0	1	.000	2	2	1.000	1	2	3	1.3	0	0	0	0	0	0	2	1.8
Gonzaga	02/27/16																							DNP
vs. Santa Clara	03/05/16																							DNP
vs. Gonzaga	03/07/16																							DNP
UAB	03/16/16		1	0	0	.000	0	0	.000	0	0	.000	0	0	0	1.1	0	0	0	0	0	0	0	1.6
Virginia Tech	03/18/16																							DNP
Creighton	03/22/16																							DNP
vs. Valparaiso	03/29/16																							DNP
Totals			0	26	4	10	.400	1	3	.333	5	8	.625	5	5	10	1.1	1	0	1	1	0	1	1.6

CAREER STATISTICS (ALL GAMES)

Year	GP	GS	Min	Avg	FG	FGA	Pct	3FG	FGA	Pct	FT	FTA	Pct	Off	Def	TR	Avg	PF	FO	A	TO	Blk	Stl	Pts	Avg
2015-16	9	0	26	2.9	4	10	.400	1	3	.333	5	8	.625	5	5	10	1.1	1	0	1	1	0	1	14	1.6
TOTAL	9	0	26	2.9	4	10	.400	1	3	.333	5	8	.625	5	5	10	1.1	1	0	1	1	0	1	14	1.6

CAREER STATISTICS (CONFERENCE GAMES)

Year	GP	GS	Min	Avg	FG	FGA	Pct	3FG	FGA	Pct	FT	FTA	Pct	Off	Def	TR	Avg	PF	FO	A	TO	Blk	Stl	Pts	Avg
2015-16	8	0	25	3.1	4	10	.400	1	3	.333	5	8	.625	5	5	10	1.3	1	0	1	1	0	1	14	1.8
TOTAL	8	0	25	3.1	4	10	.400	1	3	.333	5	8	.625	5	5	10	1.3	1	0	1	1	0	1	14	1.8

#25 • JORDAN CHATMAN
6-5 • 195 • FR • GUARD



VANCOUVER, WASHINGTON
UNION HS

2015-16 SEASON — PPG: 2.6 RPG: 0.9 APG: 0.7 SPG: 0.1 BPG: 0.1 FG%: .374 3FG%: .327 FT%: .700

2015-16 • Freshman

- Scored new career-high 13 points on 4-of-7 shooting and 3 of 5 from three against Portland
- Dished out a career-high 4 assists to go along with 2-for-5 shooting from three and 8 points against San Diego
- Set new career highs with 11 points and 3 made 3s to go with 2 assists and 1 block at San Francisco
- Set a new career high in rebounds with 7 against LMU, also had 8 points and 2 assists and made his first career steal
- Totaled 8 points and two 3s at Saint Mary's
- Scored 8 points, hit two 3s and added 2 boards and 1 block at Long Beach State
- Had 5 points and 2 assists vs. Adams State

Personal

- Parents are Jeff and Leah Chatman
- Has three brothers and four sisters
- Father Jeff Chatman was an honorable mention All-American for the Cougars and is eighth all-time in scoring at BYU with 1,824 career points
- Completed his associates degree while in high school
- Served a two-year mission for The Church of Jesus Christ of Latter-day Saints in Taipei, Taiwan
- Also recruited by Utah, Utah State, Washington State, Stanford, Portland and Boston College

In 2014-15 • Redshirt

- Sat out 2014-15 as a redshirt

Before BYU

- As a senior averaged 20.7 points, 6.3 rebounds, 2.7 assists and 1.9 steals while Union finished 21-8 overall, 10-1 in league play and took third in the 4A state tournament
- Named the Gatorade Washington Boys Basketball Player of the Year, MVP of the state tournament
- As a junior averaged 20 points per game
- Earned All-Greater St. Helens League honors
- As a junior, helped lead Union to the regional playoffs
- Ranked No. 2 in his class in the state of Washington
- Played for the Seattle Rotary during the AAU season

2015-16 SEASON HIGHS

PTS	13 vs. Portland – 02/25/16
1st H	8 vs. Portland – 02/25/16
2nd H	8 vs. LMU – 01/28/16
REB	7 vs. LMU – 01/28/16
AST	4 vs. San Diego – 02/20/16
STL	1, 4 times, last vs. Virginia Tech – 03/18/16
BLK	2 vs. Pepperdine – 01/30/16
FGM	4, 3 times, last vs. Portland – 02/25/16
FGA	8 at San Francisco – 02/11/16
3PM	3, twice, vs. Portland – 02/25/16
3PA	5, 3 times, last vs. Portland – 02/25/16
FTM	2, 3 times, last vs. Portland – 02/25/16
FTA	2, 4 times, last vs. Portland – 02/25/16

MISCELLANEOUS

	15-16	Career
Double-Figure Points	2 (2-0)	2 (2-0)
20-plus Points	0 (0-0)	0 (0-0)
Double-Figure Reb	0 (0-0)	0 (0-0)
Double-Doubles	0 (0-0)	0 (0-0)
3-plus Steals	0 (0-0)	0 (0-0)
3-plus Blocks	0 (0-0)	0 (0-0)
3-plus 3-point FG	2 (2-0)	2 (2-0)
Scoring Leader	0 (0-0)	0 (0-0)
Rebound Leader	1 (1-0)	1 (1-0)
Assist Leader	0 (0-0)	0 (0-0)

2015-16 GAME-BY-GAME

Opponent	Date	GS	Min	FG	FGA	Pct	3FG	FGA	Pct	FT	FTA	Pct	Off	Def	TR	Avg	PF	FO	A	TO	Blk	Stl	Pts	Avg	
Utah Valley	11/13/15		7	1	2	.500	0	1	.000	1	2	.500	1	1	2	2.0	1	0	1	1	0	0	3	3.0	
at Long Beach State	11/16/15		13	3	6	.500	2	5	.400	0	1	.000	0	2	2	2.0	2	0	0	1	1	0	8	5.5	
Adams State	11/20/15		11	2	3	.667	1	2	.500	0	0	.000	0	0	0	1.3	0	2	0	0	0	0	5	5.3	
Mississippi Valley State	11/25/15		9	0	1	.000	0	0	.000	0	0	.000	0	1	1	1.3	2	0	1	1	0	0	0	4.0	
Belmont	11/28/15		4	0	1	.000	0	1	.000	0	0	.000	0	0	0	1.0	1	0	0	1	0	0	0	3.2	
at Utah	12/02/15		2	0	0	.000	0	0	.000	0	0	.000	0	0	0	0.8	0	0	0	1	0	0	0	2.7	
vs. Weber State	12/05/15		16	1	2	.500	0	1	.000	0	0	.000	0	0	0	0.7	1	0	1	1	0	0	2	2.6	
Utah State	12/09/15	DNP																							
at Colorado	12/12/15		2	0	0	.000	0	0	.000	0	0	.000	0	0	0	0.6	0	0	0	0	0	0	0	2.3	
Central Michigan	12/18/15		0	0	0	.000	0	0	.000	0	0	.000	0	0	0	0.6	0	0	0	0	0	0	0	2.0	
vs. Harvard	12/22/15		7	1	1	1.000	0	0	.000	0	0	.000	0	1	1	0.6	0	0	0	0	0	0	2	2.0	
vs. New Mexico	12/23/15		3	0	0	.000	0	0	.000	0	0	.000	0	0	0	0.5	0	0	0	2	0	0	0	1.8	
vs. Northern Iowa	12/25/15		4	1	1	1.000	1	1	1.000	0	0	.000	0	1	1	0.6	0	0	1	0	0	0	3	1.9	
at Saint Mary's	12/31/15		12	3	6	.500	2	2	1.000	0	0	.000	0	1	1	0.6	1	0	0	0	0	0	8	2.4	
at Pacific	01/02/16		3	0	0	.000	0	0	.000	2	2	1.000	0	0	0	0.6	0	0	0	0	0	0	2	2.4	
Santa Clara	01/07/16		14	1	4	.250	1	4	.250	0	0	.000	0	1	1	0.6	1	0	1	0	0	0	3	2.4	
San Francisco	01/09/16		12	1	3	.333	1	3	.333	2	2	1.000	1	1	2	0.7	0	0	0	0	0	0	5	2.6	
at Gonzaga	01/14/16		19	1	3	.333	0	2	.000	0	0	.000	0	0	0	0.6	3	0	0	1	0	0	2	2.5	
at Portland	01/16/16		10	0	5	.000	0	1	.000	0	0	.000	0	1	1	0.7	2	0	0	0	1	0	0	2.4	
at Loyola Marymount	01/21/16		7	0	3	.000	0	2	.000	0	0	.000	0	1	1	0.7	1	0	2	1	0	0	0	2.3	
at Pepperdine	01/23/16		5	0	2	.000	0	1	.000	0	0	.000	0	0	0	0.7	0	0	0	0	0	0	0	2.2	
Loyola Marymount	01/28/16		20	4	5	.800	0	1	.000	0	0	.000	0	7	7	1.0	1	0	2	2	0	1	8	2.4	
Pepperdine	01/30/16		17	1	3	.333	0	2	.000	0	0	.000	0	0	0	0.9	2	0	1	1	2	0	2	2.4	
Saint Mary's	02/04/16		2	0	1	.000	0	1	.000	0	0	.000	0	0	0	0.9	0	0	0	0	0	0	0	2.3	
Pacific	02/06/16		6	0	1	.000	0	1	.000	0	0	.000	0	0	0	0.8	2	0	0	1	0	0	0	2.2	
at San Francisco	02/11/16		19	4	8	.500	3	4	.750	0	0	.000	0	1	1	0.8	1	0	2	0	1	0	11	2.6	
at Santa Clara	02/13/16		22	1	4	.250	0	0	.000	0	0	.000	0	3	3	0.9	4	0	2	0	0	0	2	2.5	
at San Diego	02/18/16		12	1	3	.333	1	2	.500	0	1	.000	0	0	0	0.9	3	0	0	0	0	0	3	2.6	
San Diego	02/20/16		22	3	6	.500	2	5	.400	0	0	.000	1	4	5	1.0	1	0	4	2	0	0	8	2.8	
Portland	02/25/16		26	4	7	.571	3	5	.600	2	2	1.000	0	1	1	1.0	1	0	1	1	0	0	13	3.1	
Gonzaga	02/27/16		8	0	3	.000	0	2	.000	0	0	.000	0	0	0	1.0	1	0	0	0	0	1	0	3.0	
vs. Santa Clara	03/05/16		12	0	3	.000	0	1	.000	0	0	.000	0	2	2	1.0	3	0	3	0	0	1	0	2.9	
vs. Gonzaga	03/07/16		8	0	1	.000	0	0	.000	0	0	.000	0	0	0	1.0	0	0	0	0	0	0	0	2.8	
UAB	03/16/16		7	0	1	.000	0	1	.000	0	0	.000	0	1	1	1.0	0	0	1	0	0	0	0	2.7	
Virginia Tech	03/18/16		7	1	1	1.000	0	0	.000	0	0	.000	0	0	0	1.0	0	0	1	0	0	1	2	2.7	
Creighton	03/22/16		2	0	1	.000	0	1	.000	0	0	.000	0	0	0	0.9	0	0	0	1	0	0	0	2.6	
vs. Valparaiso	03/29/16																								
Totals			0	350	34	91	.374	17	52	.327	7	10	.700	3	30	33	0.9	34	0	26	18	5	4	92	2.6

CAREER STATISTICS (ALL GAMES)

Year	GP	GS	Min	Avg	FG	FGA	Pct	3FG	FGA	Pct	FT	FTA	Pct	Off	Def	TR	Avg	PF	FO	A	TO	Blk	Stl	Pts	Avg
2015-16	35	0	350	10.0	34	91	.374	17	52	.327	7	10	.700	3	30	33	0.9	34	0	26	18	5	4	92	2.6
TOTAL	35	0	350	10.0	34	91	.374	17	52	.327	7	10	.700	3	30	33	0.9	34	0	26	18	5	4	92	2.6

CAREER STATISTICS (CONFERENCE GAMES)

Year	GP	GS	Min	Avg	FG	FGA	Pct	3FG	FGA	Pct	FT	FTA	Pct	Off	Def	TR	Avg	PF	FO	A	TO	Blk	Stl	Pts	Avg
2015-16	18	0	236	13.1	24	67	.358	13	38	.342	6	7	.857	2	21	23	1.3	24	0	15	9	4	2	67	3.7
TOTAL	18	0	236	13.1	24	67	.358	13	38	.342	6	7	.857	2	21	23	1.3	24	0	15	9	4	2	67	3.7

#31 • BRAIDEN SHAW
6-9 • 210 • FR • FORWARD



EAGLE, IDAHO
EAGLE HS

2015-16 SEASON — PPG: 0.6 RPG: 0.8 APG: 0.2 SPG: 0.2 BPG: 0.1 FG%: .500 3FG%: .000 FT%: .500

2015-16 • Freshman

- Recorded 3 rebounds, 2 steals and 1 block against San Diego
- Had 2 points and 1 rebound at Santa Clara
- Had 2 points, 1 assist and 1 steal against Santa Clara
- Totalled 2 points and 2 rebounds against Utah Valley
- Posted 3 points, 2 rebounds and 1 steal vs. Adams State

Before BYU

- Played for Tom Seifert at Eagle High School
- Named second-team 5A All-Southern Idaho by the Idaho Statesman as a senior
- Averaged 15 points, 11 rebounds, 4 assists and 2 blocks as a senior
- Named the top recruit in the state of Idaho in the class of 2013 by ESPN.com
- Named to the 5A All-State Second Team by the Idaho Statesman
- Earned All-Southern Idaho Conference and SIC All-Academic Team honors
- Averaged 14 points and 9 rebounds as a junior at Eagle High School
- Also recruited by Boise State, Utah State and Utah
- Played for Hoop Dreams Idaho travel team coached by Ed Boyce

Personal

- Served a mission for The Church of Jesus Christ of Latter-Day Saints in Sacramento
- Father Kelly Shaw played for BYU's junior varsity squad in the 1980s

2015-16 SEASON HIGHS

PTS	3 vs. ASU – 11/20/15
1st H	2 at Gonzaga – 01/14/16
2nd H	3 vs. ASU – 11/20/15
REB	3, twice, last vs. Portland – 02/25/16
AST	1, 3 times, last vs. San Diego – 02/20/16
STL	2 vs. San Diego – 02/20/16
BLK	1 vs. San Diego – 02/20/16
FGM	1, 3 times, last at Santa Clara – 02/13/16
FGA	2 vs. ASU – 11/20/15
3PM	–
3PA	–
FTM	2, twice, last at Gonzaga – 01/14/16
FTA	4 vs. UVU – 11/13/15

MISCELLANEOUS

	15-16	Career
Double-Figure Points	0 (0-0)	0 (0-0)
20-plus Points	0 (0-0)	0 (0-0)
Double-Figure Reb	0 (0-0)	0 (0-0)
Double-Doubles	0 (0-0)	0 (0-0)
3-plus Steals	0 (0-0)	0 (0-0)
3-plus Blocks	0 (0-0)	0 (0-0)
3-plus 3-point FG	0 (0-0)	0 (0-0)
Scoring Leader	0 (0-0)	0 (0-0)
Rebound Leader	0 (0-0)	0 (0-0)
Assist Leader	0 (0-0)	0 (0-0)

2015-16 GAME-BY-GAME

Opponent	Date	GS	Min	FG	FGA	Pct	3FG	FGA	Pct	FT	FTA	Pct	Off	Def	TR	Avg	PF	FO	A	TO	Blk	Stl	Pts	Avg	
Utah Valley	11/13/15		5	0	0	.000	0	0	.000	2	4	.500	0	2	2	2.0	0	0	0	0	0	0	2	2.0	
at Long Beach State	11/16/15												DNP												
Adams State	11/20/15		5	1	2	.500	0	0	.000	1	2	.500	0	2	2	2.0	1	0	0	0	0	1	3	2.5	
Mississippi Valley State	11/25/15												DNP												
Belmont	11/28/15												DNP												
at Utah	12/02/15												DNP												
vs. Weber State	12/05/15		4	0	0	.000	0	0	.000	0	0	.000	0	0	0	1.3	1	0	0	0	0	0	0	1.7	
Utah State	12/09/15		2	0	0	.000	0	0	.000	0	0	.000	0	0	0	1.0	0	0	0	0	0	0	0	1.3	
at Colorado	12/12/15		3	0	1	.000	0	0	.000	0	0	.000	0	1	1	1.0	0	0	0	0	0	0	0	1.0	
Central Michigan	12/18/15												DNP												
vs. Harvard	12/22/15												DNP												
vs. New Mexico	12/23/15		6	0	0	.000	0	0	.000	0	0	.000	0	0	0	0.8	0	0	1	0	0	0	0	0.8	
vs. Northern Iowa	12/25/15												DNP												
at Saint Mary's	12/31/15		0+	0	0	.000	0	0	.000	0	0	.000	0	0	0	0.7	0	0	0	0	0	0	0	0.7	
at Pacific	01/02/16		1	0	0	.000	0	0	.000	0	0	.000	0	0	0	0.6	1	0	0	0	0	0	0	0.6	
Santa Clara	01/07/16		5	1	1	1.000	0	0	.000	0	0	.000	0	0	0	0.6	1	0	1	1	0	1	2	0.8	
San Francisco	01/09/16												DNP												
at Gonzaga	01/14/16		1	0	0	.000	0	0	.000	2	2	1.000	0	0	0	0.5	0	0	0	0	0	0	2	0.9	
at Portland	01/16/16												DNP												
at Loyola Marymount	01/21/16		1	0	0	.000	0	0	.000	0	0	.000	0	0	0	0.5	1	0	0	0	0	0	0	0.8	
at Pepperdine	01/23/16												DNP												
Loyola Marymount	01/28/16		4	0	1	.000	0	0	.000	0	0	.000	0	0	0	0.4	0	0	0	0	0	0	0	0.8	
Pepperdine	01/30/16												DNP												
Saint Mary's	02/04/16		0+	0	0	.000	0	0	.000	0	0	.000	0	0	0	0.4	0	0	0	0	0	0	0	0.7	
Pacific	02/06/16												DNP												
at San Francisco	02/11/16		2	0	0	.000	0	0	.000	0	0	.000	1	1	2	0.5	0	0	0	0	0	0	0	0.6	
at Santa Clara	02/13/16		5	1	1	1.000	0	0	.000	0	0	.000	1	0	1	0.5	0	0	0	0	0	0	2	0.7	
at San Diego	02/18/16		1	0	0	.000	0	0	.000	1	2	.500	1	0	1	0.6	1	0	0	0	0	0	1	0.8	
San Diego	02/20/16		8	0	0	.000	0	0	.000	0	1	.000	0	3	3	0.7	2	0	1	1	1	2	0	0.7	
Portland	02/25/16		2	0	0	.000	0	0	.000	0	1	.000	2	1	3	0.8	1	0	0	1	0	0	0	0.7	
Gonzaga	02/27/16												DNP												
vs. Santa Clara	03/05/16												DNP												
vs. Gonzaga	03/07/16												DNP												
UAB	03/16/16		1	0	0	.000	0	0	.000	0	0	.000	0	0	0	0.8	0	0	0	0	0	0	0	0.6	
Virginia Tech	03/18/16												DNP												
Creighton	03/22/16												DNP												
vs. Valparaiso	03/29/16												DNP												
Totals			0	56	3	6	.500	0	0	.000	6	12	.500	5	10	15	0.8	9	0	3	3	1	4	12	0.6

CAREER STATISTICS (ALL GAMES)

Year	GP	GS	Min	Avg	FG	FGA	Pct	3FG	FGA	Pct	FT	FTA	Pct	Off	Def	TR	Avg	PF	FO	A	TO	Blk	Stl	Pts	Avg
2015-16	19	0	56	2.9	3	6	.500	0	0	.000	6	12	.500	5	10	15	0.8	9	0	3	3	1	4	12	0.6
TOTAL	19	0	56	2.9	3	6	.500	0	0	.000	6	12	.500	5	10	15	0.8	9	0	3	3	1	4	12	0.6

CAREER STATISTICS (CONFERENCE GAMES)

Year	GP	GS	Min	Avg	FG	FGA	Pct	3FG	FGA	Pct	FT	FTA	Pct	Off	Def	TR	Avg	PF	FO	A	TO	Blk	Stl	Pts	Avg
2015-16	12	0	30	2.5	2	3	.667	0	0	.000	3	6	.500	5	5	10	0.8	7	0	2	3	1	3	7	0.6
TOTAL	12	0	30	2.5	2	3	.667	0	0	.000	3	6	.500	5	5	10	0.8	7	0	2	3	1	3	7	0.6

#33 • NATE AUSTIN
6-11 • 245 • SR • FORWARD



**ALPINE, UTAH
LONE PEAK HS**

2015-16 SEASON — PPG: 2.6 RPG: 4.4 APG: 0.6 SPG: 0.4 BPG: 0.5 FG%: .594 3FG%: .000 FT%: .531

2015-16 • Senior

- A team captain
- BYU's all-time leader in games played
- Totaled 7 points, 11 rebounds, 1 steal at home vs. Loyola Marymount
- Scored a season-best 9 points at Loyola Marymount
- Posted 6 points and a season-high 14 rebounds and tied his season high with 2 assists at Saint Mary's
- Totaled 4 points, 5 rebounds, 2 assists and 1 steal vs. Adams State
- Had 2 points, 7 boards and a block vs. MVSU

In 2012-13 • Sophomore

- Was 17th in the WCC in rebounding, 13th in blocked shots, 9th in offensive rebounds
- Played in all 36 games and started 7, including the last 5-straight
- Posted season highs of 9 points (at Gonzaga, vs. Baylor), 11 rebounds (vs. Baylor), 4 assists (vs. Eastern New Mexico), 3 steals (at Iowa State) and 3 blocks (twice)

In 2011-12 • Freshman

- Played in every game this season and started 1 game
- Posted season highs of 15 points, 10 rebounds, 3 assists and 2 blocks
- Tied for 10th in the WCC in offensive rebounds in league games

In 2014-15 • Medical Redshirt

- Started all 10 games played
- Posted season highs of 8 points (Arkansas-Little Rock), 11 rebounds (Arkansas-Little Rock), 3 assists (twice), 2 steals (Arkansas-Little Rock) and 2 blocks (Long Beach State)
- Had 6 points, 9 rebounds, 3 assist and 2 blocks vs. Long Beach State
- Totaled 8 points, 11 rebounds and 2 steals vs. Arkansas-Little Rock
- Posted 5 points, 9 rebounds, 1 assist and 1 steal at Utah State
- Suffered a season-ending hamstring injury vs. Utah on Dec. 10, 2014

Before BYU

- Helped Lone Peak to a 22-3 record as a senior
- Earned first-team all-state honors as a senior
- Averaged 11.5 points while helping the Knights to a trip to the state title game in 2009
- Helped Lone Peak win the 2008 state title
- Played with fellow Cougars Tyler Haws and Josh Sharp at Lone Peak
- Coached by Quincy Lewis

In 2013-14 • Junior

- Ranked 53rd in the nation in total rebounds and 97th in rebounds per game
- Ranked 4th in the WCC in rebounding, 4th in offensive rebounds, 4th in defensive rebounds and 9th in blocks
- In the BYU record book, totaled the 3rd most offensive rebounds in a season, 2nd most personal fouls in a season and 5th most games started in a season

Personal

- Parents are Randy and Leslie Austin
- Served a mission for The Church of Jesus Christ of Latter-day Saints in McAllen, Texas

2015-16 SEASON HIGHS

PTS	9 at LMU – 01/21/16
1st H	6 at Saint Mary's – 12/31/15
2nd H	5 at LMU – 01/21/16
REB	14 at Saint Mary's – 12/31/15
AST	2, 4 times, last at Saint Mary's – 12/31/15
STL	3 at LMU – 01/21/16
BLK	3 at Pacific – 01/02/16
FGM	4 at LMU – 01/21/16
FGA	5 at LMU – 01/21/16
3PM	–
3PA	1 at Utah – 12/02/15
FTM	3, twice, last at Pepperdine – 01/23/16
FTA	5 at Portland – 01/16/16

CAREER

PTS	15 vs. Weber State – 12/07/11
1st H	9, twice, last vs. Baylor – 4/2/13
2nd H	13 vs. Weber State – 12/7/11
REB	16 vs. San Francisco – 2/08/14
AST	4, twice, last vs. PVAMU – 12/11/13
STL	4 vs. Prairie View A&M – 12/11/13
BLK	3, 4 times, last at Pacific – 01/02/16
FGM	7 vs. Weber State – 12/07/11
FGA	8 vs. Weber State – 12/07/11
3PM	1, 13 times, last vs. LBSU – 11/14/14
3PA	2, 15 times, last at Utah State – 12/2/14
FTM	5, 3 times, last at San Diego – 3/1/14
FTA	6, 3 times, last vs. Saint Mary's – 2/1/14

MISCELLANEOUS

	15-16	Career
Double-Figure Points	0 (0-0)	4 (4-0)
20-plus Points	0 (0-0)	0 (0-0)
Double-Figure Reb	4 (1-3)	17 (8-9)
Double-Doubles	0 (0-0)	1 (1-0)
3-plus Steals	1 (1-0)	3 (2-1)
3-plus Blocks	2 (2-0)	5 (4-1)
3-plus 3-point FG	0 (0-0)	0 (0-0)
Scoring Leader	0 (0-0)	0 (0-0)
Rebound Leader	5 (2-3)	32 (21-11)
Assist Leader	0 (0-0)	1 (1-0)

2015-16 GAME-BY-GAME

Opponent	Date	GS	Min	FG	FGA	Pct	3FG	FGA	Pct	FT	FTA	Pct	Off	Def	TR	Avg	PF	FO	A	TO	Blk	Stl	Pts	Avg	
Utah Valley	11/13/15		17	0	1	.000	0	0	.000	0	0	.000	2	4	6	6.0	4	0	2	0	0	0	0	0.0	
at Long Beach State	11/16/15		8	0	0	.000	0	0	.000	0	2	.000	0	2	2	4.0	2	0	1	0	0	1	0	0.0	
Adams State	11/20/15		14	2	2	1.000	0	0	.000	0	0	.000	2	3	5	4.3	4	0	2	0	0	1	4	1.3	
Mississippi Valley State	11/25/15		19	1	3	.333	0	0	.000	0	0	.000	0	5	7	5.0	1	0	0	0	1	0	2	1.5	
Belmont	11/28/15		22	0	3	.000	0	0	.000	0	0	.000	2	3	5	5.0	3	0	1	0	1	0	1	1.2	
at Utah	12/02/15		24	1	3	.333	0	1	.000	1	2	.500	1	6	7	5.3	4	0	1	0	0	0	3	1.5	
vs. Weber State	12/05/15		15	2	2	1.000	0	0	.000	0	0	.000	2	2	4	5.1	4	0	0	2	0	0	4	1.9	
Utah State	12/09/15		20	0	1	.000	0	0	.000	0	0	.000	0	3	3	4.9	2	0	0	0	2	0	0	1.6	
at Colorado	12/12/15		14	1	2	.500	0	0	.000	0	0	.000	0	1	1	4.4	3	0	1	0	0	0	2	1.7	
Central Michigan	12/18/15		12	0	0	.000	0	0	.000	1	2	.500	1	2	3	4.3	2	0	2	0	0	0	1	1.6	
vs. Harvard	12/22/15		10	0	0	.000	0	0	.000	0	0	.000	0	1	1	4.0	2	0	0	0	0	1	0	1.5	
vs. New Mexico	12/23/15	*	13	0	0	.000	0	0	.000	0	0	.000	1	3	4	4.0	4	0	0	1	1	0	0	1.3	
vs. Northern Iowa	12/25/15	*	14	2	4	.500	0	0	.000	0	0	.000	1	2	3	3.9	2	0	1	1	1	0	4	1.5	
at Saint Mary's	12/31/15	*	24	3	4	.750	0	0	.000	0	0	.000	6	8	14	4.6	3	0	2	1	0	0	6	1.9	
at Pacific	01/02/16	*	28	1	2	.500	0	0	.000	2	2	1.000	6	4	10	5.0	2	0	0	0	3	1	4	2.0	
Santa Clara	01/07/16	*	14	0	2	.000	0	0	.000	0	0	.000	0	7	7	5.1	3	0	1	1	0	0	0	1.9	
San Francisco	01/09/16	*	21	2	3	.667	0	0	.000	0	0	.000	1	4	5	5.1	4	0	1	1	1	0	4	2.0	
at Gonzaga	01/14/16	*	19	2	2	1.000	0	0	.000	0	1	1.000	1	3	4	5.1	4	0	0	0	2	0	4	2.1	
at Portland	01/16/16	*	27	2	3	.667	0	0	.000	3	5	.600	6	5	11	5.4	3	0	0	1	0	0	7	2.4	
at Loyola Marymount	01/21/16	*	17	4	5	.800	0	0	.000	1	1	1.000	1	0	1	5.2	4	0	0	0	1	3	9	2.7	
at Pepperdine	01/23/16	*	30	2	3	.667	0	0	.000	3	4	.750	4	7	11	5.4	4	0	0	2	0	1	7	2.9	
Loyola Marymount	01/28/16	*	13	0	0	.000	0	0	.000	0	0	.000	3	4	7	5.5	2	0	0	2	0	0	0	2.8	
Pepperdine	01/30/16	*	11	0	1	.000	0	0	.000	0	0	.000	2	1	3	5.4	5	1	0	0	0	0	0	2.7	
Saint Mary's	02/04/16	*	20	2	3	.667	0	0	.000	1	2	.500	1	4	5	5.4	0	0	1	0	1	0	5	2.8	
Pacific	02/06/16		15	0	0	.000	0	0	.000	0	0	.000	1	3	4	5.3	3	0	1	2	0	0	0	2.6	
at San Francisco	02/11/16		1	0	0	.000	0	0	.000	0	0	.000	0	1	1	5.2	0	0	0	0	0	0	0	2.5	
at Santa Clara	02/13/16		7	0	0	.000	0	0	.000	1	2	.500	0	0	0	5.0	2	0	0	1	0	0	1	2.5	
at San Diego	02/18/16		11	0	0	.000	0	0	.000	0	0	.000	0	1	1	4.8	2	0	1	0	0	0	0	2.4	
San Diego	02/20/16		12	1	2	.500	0	0	.000	1	2	.500	1	3	4	4.8	2	0	1	0	0	0	3	2.4	
Portland	02/25/16		5	1	1	1.000	0	0	.000	0	0	.000	0	1	1	4.7	0	0	0	0	0	1	2	2.4	
Gonzaga	02/27/16		16	3	3	1.000	0	0	.000	0	0	.000	3	1	4	4.6	2	0	0	0	1	1	6	2.5	
vs. Santa Clara	03/05/16		15	0	0	.000	0	0	.000	1	3	.333	1	3	4	4.6	4	0	1	0	0	0	1	2.5	
vs. Gonzaga	03/07/16		12	2	3	.667	0	0	.000	0	0	.000	1	3	4	4.6	4	0	0	1	1	2	4	2.5	
UAB	03/16/16		10	2	2	1.000	0	0	.000	0	0	.000	0	0	0	4.5	1	0	0	0	0	0	4	2.6	
Virginia Tech	03/18/16		12	1	3	.333	0	0	.000	2	4	.500	0	0	0	4.3	4	0	0	3	0	4	2.6		
Creighton	03/22/16		14	1	1	1.000	0	0	.000	0	0	.000	2	4	6	4.4	1	0	1	0	0	0	2	2.6	
vs. Valparaiso	03/29/16																								
Totals			12	556	38	64	.594	0	1	.000	17	32	.531	54	104	158	4.4	96	1	20	18	18	13	93	2.6

CAREER STATISTICS (ALL GAMES)

Year	GP	GS	Min	Avg	FG	FGA	Pct	3FG	FGA	Pct	FT	FTA	Pct	Off	Def	TR	Avg	PF	FO	A	TO	Blk	Stl	Pts	Avg
2011-12	35	1	450	12.9	58	107	.542	7	23	.304	20	39	.513	53	79	132	3.8	95	6	19	20	15	9	143	4.1
2012-13	36	7	631	17.5	52	109	.477	3	15	.200	24	41	.585	77	88	165	4.6	92	5	20	21	23	21	131	3.6
2013-14	35	35	934	26.7	48	88	.545	2	4	.500	34	52	.654	90	188	278	7.9	119	6	32	38	31	26	132	3.8
2014-15	10	10	197	19.7	9	18	.500	1	5	.200	11	14	.786	15	41	56	5.6	22	2	9	3	2	7	30	3.0
2015-16	36	12	556	15.4	38	64	.594	0	1	.000	17	32	.531	54	104	158	4.4	96	1	20	18	18	13	93	2.6
TOTAL	152	65	2768	18.2	205	386	.531	13	48	.271	106	178	.596	289	500	789	5.2	424	20	100	100	89	76	529	3.5

CAREER STATISTICS (CONFERENCE GAMES)

Year	GP	GS	Min	Avg	FG	FGA	Pct	3FG	FGA	Pct	FT	FTA	Pct	Off	Def	TR	Avg	PF	FO	A	TO	Blk	Stl	Pts	Avg
2011-12	16	1	230	14.4	28	52	.538	2	10	.200	12	22	.545	33	36	69	4.3	48	4	9	8	5	5	70	4.4
2012-13	16	0	281	17.6	20	39	.513	1	8	.125	7	15	.467	29	39	68	4.3	41	2	8	9	10	9	48	3.0
2013-14	18	18	505	28.1	24	42	.571	0																	

#34 • JAKOB HARTSOCK
6-8 • 205 • FR • FORWARD



BARTLESVILLE, OKLAHOMA
BARTLESVILLE HS

2015-16 SEASON HIGHS

PTS	9 vs. Pepperdine – 01/30/16
1st H	9 vs. Pepperdine – 01/30/16
2nd H	6 vs. San Diego – 02/20/16
REB	5 vs. LMU – 01/28/16
AST	2 vs. San Diego – 02/20/16
STL	1, twice, last vs. San Diego – 02/20/16
BLK	2 vs. San Diego – 02/20/16
FGM	3 vs. Pepperdine – 01/30/16
FGA	7 vs. Pepperdine – 01/30/16
3PM	3 vs. Pepperdine – 01/30/16
3PA	6 vs. Pepperdine – 01/30/16
FTM	–
FTA	–

MISCELLANEOUS

	15-16	Career
Double-Figure Points	0 (0-0)	0 (0-0)
20-plus Points	0 (0-0)	0 (0-0)
Double-Figure Reb	0 (0-0)	0 (0-0)
Double-Doubles	0 (0-0)	0 (0-0)
3-plus Steals	0 (0-0)	0 (0-0)
3-plus Blocks	0 (0-0)	0 (0-0)
3-plus 3-point FG	1 (1-0)	1 (1-0)
Scoring Leader	0 (0-0)	0 (0-0)
Rebound Leader	0 (0-0)	0 (0-0)
Assist Leader	0 (0-0)	0 (0-0)

2015-16 SEASON — PPG: 1.4 RPG: 1.2 APG: 0.2 SPG: 0.1 BPG: 0.1 FG%: .275 3FG%: .294 FT%: .000

2015-16 • Freshman

- Hit 2 threes for 6 points against San Diego
- Had a streak of 5-straight games played with a 3-pointer
- Set new career highs with 9 points, 3 3-pointers and 1 steal while grabbing 4 boards vs. Pepperdine
- Scored 3 points and grabbed 5 rebounds against LMU
- Scored 2 points and added 4 rebounds against UVU

- Brother Nate played two seasons at Oklahoma Wesleyan University and brother Jeremiah played at the University of Missouri-Kansas City
- Sister-in-law Lindsay Hartsock (Ben's wife) was a middle blocker for the BYU women's volleyball team and was the MWC Player of the Year in 2006
- Sister-in-law Kendalyn (Noah's wife) was a libero for the BYU women's volleyball team and led the team in digs in 2010 and 2011
- Also recruited by Missouri State, Utah and Utah State

Before BYU

- Played for Tim Bart at Bartlesville High School
- Averaged 18.6 points as a senior while leading Bartlesville High School to a 16-7 record and the Class 6A area playoffs
- Selected to the Oklahoma Coaches Association All-State Large East Boys Basketball Team
- Ranked the third best player in the class of 2013 in the state of Oklahoma and No. 56 among power forwards nationally by ESPN.com
- As a junior averaged 20 points, 7 rebounds and 2 blocks per game while shooting .496 from the field, .366 from three and .780 from the free throw line
- Named third-team all-state by Tulsa World
- Led Bartlesville to a record of 22-4 and a trip to the 6A state tournament

Personal

- Parents are David and Leslie Hartsock
- Served a mission for The Church of Jesus Christ of Latter-day Saints in Las Vegas
- Has five brothers and one sister
- Brother Noah was an All-WCC forward for the Cougars

2015-16 GAME-BY-GAME

Opponent	Date	GS	Min	FG	FGA	Pct	3FG	FGA	Pct	FT	FTA	Pct	Off	Def	TR	Avg	PF	FO	A	TO	Blk	Stl	Pts	Avg	
Utah Valley	11/13/15		15	1	4	.250	0	2	.000	0	0	.000	1	3	4	4.0	4	0	0	1	0	0	2	2.0	
at Long Beach State	11/16/15		1	0	0	.000	0	0	.000	0	0	.000	0	0	0	0.0	0	0	0	0	0	0	0	0.0	
Adams State	11/20/15		7	0	3	.000	0	1	.000	0	0	.000	0	1	1	1.7	1	0	1	0	0	0	0	0.7	
Mississippi Valley State	11/25/15																								
Belmont	11/28/15																								
at Utah	12/02/15		2	0	0	.000	0	0	.000	0	0	.000	0	0	0	1.3	0	0	0	0	0	0	0	0.5	
vs. Weber State	12/05/15																								
Utah State	12/09/15		0	0	0	.000	0	0	.000	0	0	.000	0	1	1	1.2	0	0	0	0	0	0	0	0.4	
at Colorado	12/12/15		2	0	0	.000	0	0	.000	0	0	.000	0	0	0	1.0	1	0	0	0	0	0	0	0.3	
Central Michigan	12/18/15																								
vs. Harvard	12/22/15																								
vs. New Mexico	12/23/15		2	0	0	.000	0	0	.000	0	0	.000	0	1	1	1.0	0	0	0	0	0	0	0	0.3	
vs. Northern Iowa	12/25/15																								
at Saint Mary's	12/31/15		0+	0	1	.000	0	1	.000	0	0	.000	0	0	0	0.9	0	0	0	0	0	0	0	0.3	
at Pacific	01/02/16		0	0	0	.000	0	0	.000	0	0	.000	0	0	0	0.8	0	0	0	0	0	0	0	0.2	
Santa Clara	01/07/16		4	1	3	.333	1	3	.333	0	0	.000	0	1	1	0.8	0	0	0	0	0	0	3	0.5	
San Francisco	01/09/16																								
at Gonzaga	01/14/16																								
at Portland	01/16/16																								
at Loyola Marymount	01/21/16																								
at Pepperdine	01/23/16																								
Loyola Marymount	01/28/16		16	1	4	.250	1	4	.250	0	0	.000	0	5	5	1.2	3	0	0	1	0	0	3	0.7	
Pepperdine	01/30/16		16	3	7	.429	3	6	.500	0	0	.000	1	3	4	1.4	0	0	0	0	0	1	9	1.4	
Saint Mary's	02/04/16	*	10	1	2	.500	1	2	.500	0	0	.000	0	2	2	1.5	3	0	0	1	0	0	3	1.5	
Pacific	02/06/16	*	14	2	6	.333	2	5	.400	0	0	.000	1	0	1	1.4	1	0	0	0	0	0	6	1.9	
at San Francisco	02/11/16		14	0	1	.000	0	1	.000	0	0	.000	0	0	0	1.3	2	0	0	0	0	0	0	1.7	
at Santa Clara	02/13/16		8	0	1	.000	0	1	.000	0	0	.000	0	2	2	1.4	2	0	1	1	0	0	0	1.6	
at San Diego	02/18/16		2	0	1	.000	0	1	.000	0	0	.000	0	1	1	1.4	0	0	0	0	0	0	0	1.5	
San Diego	02/20/16		12	2	3	.667	2	3	.667	0	0	.000	0	3	3	1.4	0	0	2	0	2	1	6	1.8	
Portland	02/25/16		3	0	1	.000	0	1	.000	0	0	.000	0	1	1	1.4	0	0	0	0	0	0	0	1.7	
Gonzaga	02/27/16		5	0	2	.000	0	2	.000	0	0	.000	0	0	0	1.4	0	0	0	0	0	0	0	1.6	
vs. Santa Clara	03/05/16																								
vs. Gonzaga	03/07/16																								
UAB	03/16/16		1	0	0	.000	0	0	.000	0	0	.000	0	1	1	1.3	0	0	0	0	0	0	0	1.5	
Virginia Tech	03/18/16		4	0	1	.000	0	1	.000	0	0	.000	0	0	0	1.3	0	0	0	0	0	0	0	1.5	
Creighton	03/22/16		3	0	0	.000	0	0	.000	0	0	.000	0	0	0	1.2	0	0	0	0	1	0	0	1.4	
vs. Valparaiso	03/29/16																								
Totals			2	141	11	40	.275	10	34	.294	0	0	.000	3	25	28	1.2	17	0	4	4	3	2	32	1.4


CAREER STATISTICS (ALL GAMES)

Year	GP	GS	Min	Avg	FG	FGA	Pct	3FG	FGA	Pct	FT	FTA	Pct	Off	Def	TR	Avg	PF	FO	A	TO	Blk	Stl	Pts	Avg
2015-16	23	2	141	6.1	11	40	.275	10	34	.294	0	0	.000	3	25	28	1.2	17	0	4	4	3	2	32	1.4
TOTAL	23	2	141	6.1	11	40	.275	10	34	.294	0	0	.000	3	25	28	1.2	17	0	4	4	3	2	32	1.4

CAREER STATISTICS (CONFERENCE GAMES)

Year	GP	GS	Min	Avg	FG	FGA	Pct	3FG	FGA	Pct	FT	FTA	Pct	Off	Def	TR	Avg	PF	FO	A	TO	Blk	Stl	Pts	Avg
2015-16	13	2	104	8.0	10	32	.313	10	30	.333	0	0	.000	2	18	20	1.5	11	0	3	3	2	2	30	2.3
TOTAL	13	2	104	8.0	10	32	.313	10	30	.333	0	0	.000	2	18	20	1.5	11	0	3	3	2	2	30	2.3

#40 • JAMAL AYTES
6-6 • 235 • SO • FORWARD



SAN DIEGO, CALIFORNIA
UNLV

2015-16 SEASON HIGHS

PTS	11 vs. ASU – 11/20/15
1st H	4 at Pacific – 01/02/16
2nd H	9 vs. ASU – 11/20/15
REB	6 vs. New Mexico – 12/23/15
AST	1, 3 times, last at Santa Clara – 02/13/16
STL	1 vs. Santa Clara – 01/07/16
BLK	1 vs. Santa Clara – 01/07/16
FGM	5 vs. ASU – 11/20/15
FGA	7 vs. ASU – 11/20/15
3PM	–
3PA	–
FTM	3, twice, last vs. New Mexico – 12/23/15
FTA	4, twice, last vs. New Mexico – 12/23/15

MISCELLANEOUS

	15-16	Career
Double-Figure Points	1 (1-0)	1 (1-0)
20-plus Points	0 (0-0)	0 (0-0)
Double-Figure Reb	0 (0-0)	0 (0-0)
Double-Doubles	0 (0-0)	0 (0-0)
3-plus Steals	0 (0-0)	0 (0-0)
3-plus Blocks	0 (0-0)	0 (0-0)
3-plus 3-point FG	0 (0-0)	0 (0-0)
Scoring Leader	0 (0-0)	0 (0-0)
Rebound Leader	1 (1-0)	1 (1-0)
Assist Leader	0 (0-0)	0 (0-0)

2015-16 SEASON — PPG: 3.0 RPG: 1.6 APG: 0.1 SPG: 0.0 BPG: 0.0 FG%: .538 3FG%: .000 FT%: .500

2015-16 • Sophomore

- Scored 4 points on 2 of 2 shooting from the floor against San Diego
- Made BYU debut at Long Beach State and shot 4 of 5 from the field for 8 points and added 4 rebounds
- Totaled 11 points on 5 of 7 shooting and added 1 assist vs. Adams State
- Hit 3 of 3 from the field and 3 of 4 from the free throw line for 9 points to got with 6 boards vs. New Mexico

Personal

- Son of Franklin and Jacqueline Aytes
- Has six siblings: Franklin, Candace, Bianca, Rashaun, Malik and Jazzele

In 2013-14 • Freshman/Transfer

- Played the fall semester at UNLV
- Transferred to BYU in January 2014 and sat out the rest of the season due to NCAA transfer rules

In 2014-15 • Redshirt

- Missed the season due to an ankle injury

Before BYU

- Played for Joedy Gardner at JSerra Catholic High School in San Juan Capistrano, Calif.
- As a senior, averaged 17 points and 10 rebounds
- Named to the All-CIF Southern Division 4AA Team
- Ranked No. 66 nationally among power forwards by ESPN.com in the class of 2013
- Played AAU ball for the Dream Vision, coached by Clayton Williams
- Named MVP at the adidas Exclusive Run
- Played for UNLV in the fall of 2013 and averaged 2.8 points in 9.3 minutes

2015-16 GAME-BY-GAME

Opponent	Date	GS	Min	FG	FGA	Pct	3FG	FGA	Pct	FT	FTA	Pct	Off	Def	TR	Avg	PF	FO	A	TO	Blk	Stl	Pts	Avg	
Utah Valley	11/13/15																								
DNP																									
at Long Beach State	11/16/15		14	4	5	.800	0	0	.000	0	2	.000	2	2	4	4.0	3	0	0	2	0	0	8	8.0	
Adams State	11/20/15		18	5	7	.714	0	0	.000	1	3	.333	0	0	2.0	2	0	1	1	0	0	11	9.5		
Mississippi Valley State	11/25/15		11	1	2	.500	0	0	.000	3	4	.750	0	1	1	1.7	3	0	0	0	0	5	8.0		
Belmont	11/28/15		12	1	1	1.000	0	0	.000	0	0	.000	0	1	1	1.5	3	0	0	2	0	2	6.5		
at Utah	12/02/15		3	0	0	.000	0	0	.000	0	0	.000	0	0	0	1.2	1	0	0	0	0	0	5.2		
vs. Weber State	12/05/15																								
DNP																									
Utah State	12/09/15																								
DNP																									
at Colorado	12/12/15																								
DNP																									
Central Michigan	12/18/15																								
DNP																									
vs. Harvard	12/22/15		20	3	6	.500	0	0	.000	0	2	.000	1	0	1	1.2	3	0	1	1	0	0	6	5.3	
vs. New Mexico	12/23/15		21	3	3	1.000	0	0	.000	3	4	.750	2	4	6	1.9	4	0	0	1	0	0	9	5.9	
vs. Northern Iowa	12/25/15		19	3	6	.500	0	0	.000	0	0	.000	0	3	3	2.0	1	0	0	0	0	0	6	5.9	
at Saint Mary's	12/31/15		9	1	1	1.000	0	0	.000	0	0	.000	1	0	1	1.9	0	0	0	0	0	2	5.4		
at Pacific	01/02/16		10	2	6	.333	0	0	.000	0	1	.000	0	2	2	1.9	2	0	0	1	0	0	4	5.3	
Santa Clara	01/07/16		14	1	3	.333	0	0	.000	1	2	.500	1	3	4	2.1	1	0	0	1	1	1	3	5.1	
San Francisco	01/09/16		3	0	1	.000	0	0	.000	0	0	.000	0	0	0	1.9	1	0	0	1	0	0	0	4.7	
at Gonzaga	01/14/16		7	0	1	.000	0	0	.000	0	0	.000	0	4	4	2.1	1	0	0	1	0	0	0	4.3	
at Portland	01/16/16		3	0	1	.000	0	0	.000	0	0	.000	2	0	2	2.1	1	0	0	2	0	0	0	4.0	
at Loyola Marymount	01/21/16		1	0	0	.000	0	0	.000	0	0	.000	0	0	0	1.9	0	0	0	2	0	0	0	3.7	
at Pepperdine	01/23/16																								
DNP																									
Loyola Marymount	01/28/16		4	0	1	.000	0	0	.000	1	2	.500	0	1	1	1.9	3	0	0	1	0	0	1	3.6	
Pepperdine	01/30/16																								
DNP																									
Saint Mary's	02/04/16																								
DNP																									
Pacific	02/06/16																								
DNP																									
at San Francisco	02/11/16		2	0	0	.000	0	0	.000	0	0	.000	0	1	1	1.8	0	0	0	0	0	0	0	3.4	
at Santa Clara	02/13/16		4	1	3	.333	0	0	.000	2	2	1.000	2	1	3	1.9	0	0	1	0	0	0	4	3.4	
at San Diego	02/18/16		2	0	1	.000	0	0	.000	0	0	.000	0	1	1	1.8	0	0	0	0	0	0	0	3.2	
San Diego	02/20/16		6	2	2	1.000	0	0	.000	0	0	.000	0	0	0	1.8	0	0	0	0	0	0	4	3.3	
Portland	02/25/16		2	1	2	.500	0	0	.000	0	0	.000	0	0	0	1.7	0	0	0	0	0	0	2	3.2	
Gonzaga	02/27/16																								
DNP																									
vs. Santa Clara	03/05/16																								
DNP																									
vs. Gonzaga	03/07/16																								
DNP																									
UAB	03/16/16		1	0	0	.000	0	0	.000	0	0	.000	0	0	0	1.6	0	0	0	0	0	0	0	3.0	
Virginia Tech	03/18/16																								
DNP																									
Creighton	03/22/16																								
DNP																									
vs. Valparaiso	03/29/16																								
Totals			0	186	28	52	.538	0	0	.000	11	22	.500	11	24	35	1.6	29	0	3	16	1	1	67	3.0

CAREER STATISTICS (ALL GAMES)

Year	GP	GS	Min	Avg	FG	FGA	Pct	3FG	FGA	Pct	FT	FTA	Pct	Off	Def	TR	Avg	PF	FO	A	TO	Blk	Stl	Pts	Avg
2015-16	22	0	186	8.5	28	52	.538	0	0	.000	11	22	.500	11	24	35	1.6	29	0	3	16	1	1	67	3.0
TOTAL	22	0	186	8.5	28	52	.538	0	0	.000	11	22	.500	11	24	35	1.6	29	0	3	16	1	1	67	3.0

CAREER STATISTICS (CONFERENCE GAMES)

Year	GP	GS	Min	Avg	FG	FGA	Pct	3FG	FGA	Pct	FT	FTA	Pct	Off	Def	TR	Avg	PF	FO	A	TO	Blk	Stl	Pts	Avg
2015-16	13	0	67	5.2	8	22	.364	0	0	.000	4	7	.571	6	13	19	1.5	9	0	1	9	1	1	20	1.5
TOTAL	13	0	67	5.2	8	22	.364	0	0	.000	4	7	.571	6	13	19	1.5	9	0	1	9	1	1	20	1.5

#44 • CORBIN KAUFUSI
6-10 • 255 • SO • CENTER



PROVO, UTAH
TIMPVIEW HS

2015-16 SEASON HIGHS

PTS	17 at LBSU – 11/16/15
1st H	9, twice, last vs. MVSU – 11/25/15
2nd H	8, twice, last at San Francisco – 02/11/16
REB	10, twice, last at San Francisco – 02/11/16
AST	2 vs. San Diego – 02/20/16
STL	2, twice, last vs. Gonzaga – 03/07/16
BLK	4, twice, last vs. MVSU – 11/25/15
FGM	7, twice, last vs. ASU – 11/20/15
FGA	10 at LBSU – 11/16/15
3PM	—
3PA	—
FTM	8 vs. Pepperdine – 01/30/16
FTA	10, twice, last at San Francisco – 02/11/16

CAREER

PTS	17 at LBSU – 11/16/15
1st H	9, twice, last vs. MVSU – 11/25/15
2nd H	9 at Santa Clara – 02/13/16
REB	10, twice, last at San Francisco – 02/11/16
AST	1, 10 times, last at Santa Clara – 02/13/16
STL	2, 5 times, last vs. Gonzaga – 03/07/16
BLK	4, 3 times, last vs. MVSU – 11/25/15
FGM	7, twice, last vs. ASU – 11/20/15
FGA	10 at LBSU – 11/16/15
3PM	—
3PA	—
FTM	8 vs. Pepperdine – 01/30/16
FTA	10, twice, last at San Francisco – 02/11/16

MISCELLANEOUS

	15-16	Career
Double-Figure Points	7 (6-1)	7 (6-1)
20-plus Points	0 (0-0)	0 (0-0)
Double-Figure Reb	2 (1-1)	2 (1-1)
Double-Doubles	2 (1-1)	2 (1-1)
3-plus Steals	0 (0-0)	0 (0-0)
3-plus Blocks	4 (3-1)	7 (6-1)
3-plus 3-point FG	0 (0-0)	0 (0-0)
Scoring Leader	1 (0-1)	1 (0-1)
Rebound Leader	1 (1-0)	2 (1-1)
Assist Leader	0 (0-0)	0 (0-0)

2015-16 SEASON — PPG: 5.7 RPG 4.4 APG: 0.3 SPG: 0.3 BPG: 1.2 FG%: .611 3FG%: .000 FT%: .597

2015-16 • Sophomore

- Scored 6 points and pulled down 6 boards against Portland
- Had 3 blocks, 3 points, 2 assists and 5 rebounds against San Diego
- Posted his second career double-double with 10 points, 10 rebounds and 2 blocks at San Francisco
- Totalled 7 points, 8 rebounds and 3 blocks vs. Saint Mary's
- Hit a career-best 8 of 10 from the free-throw line and totaled 10 points, 6 rebounds and a steal vs. Pepperdine
- Scored 12 points on 5 of 5 shooting against LMU
- Posted career highs of 17 points and 10 rebounds and added 3 blocks at Long Beach State
- Had 14 points, 7 rebounds, 1 assist and 4 blocks vs. Adams State
- Totalled 12 points, 4 rebounds, 1 assist and 4 blocks vs. MVSU
- Had his 4th double figure scoring game with 10 points vs. Utah State

Before BYU

- Coached by Perry Wildeboer at Timpview High School
- As a junior averaged 11.6 points while helping Timpview to a record of 19-6
- As a sophomore helped Timpview win the 4A state title and finish with a record of 19-7
- Played in the 2011 All-Valley Basketball All-Star Classic
- Played football and helped Timpview win state titles in 2008 and 2009
- Second-team all-state in football in 2011
- A member of the National Honors Society and a four-year academic honoree
- Also recruited by Stanford to play football

Personal

- Parents are Steve (an assistant coach on the BYU football team) and Michelle and has four siblings
- Brother Bronson plays football at BYU and played basketball for the Cougars in 2012-13
- Served a two-year mission for The Church of Jesus Christ of Latter-day Saints in South Korea
- An Eagle Scout

In 2014-15 • Freshman

- Played in 34 games and started the final 13 of the season
- Posted season highs of 9 points (Portland), 9 rebounds (Gonzaga), 1 assist (3 times), 2 steals (3 times) and 4 blocks (Saint Mary's)
- Had the 3rd-most blocks by a BYU freshman with 34 and the fifth-best blocks per game average by a BYU freshman at 1.0
- Totalled 8 points, 6 rebounds and 2 blocks vs. Chaminade
- Posted 7 points, 6 rebounds, 3 blocks and 2 steals at Gonzaga
- Had 7 points, 7 boards, 1 assist, 2 blocks and 2 steals vs. Santa Clara in the WCC tournament
- Scored a career-best 9 points and added 6 rebounds vs. Portland in the WCC tournament
- Had 3-plus blocks 3 times and led the team in rebounds once

2015-16 GAME-BY-GAME

Opponent	Date	GS	Min	FG	FGA	Pct	3FG	FGA	Pct	FT	FTA	Pct	Off	Def	TR	Avg	PF	FO	A	TO	Blk	Stl	Pts	Avg	
Utah Valley	11/13/15	*	17	2	4	.500	0	0	.000	2	2	1.000	5	3	8	8.0	5	1	0	4	0	0	6	6.0	
at Long Beach State	11/16/15	*	33	7	10	.700	0	0	.000	3	4	.750	4	6	10	9.0	2	0	0	2	3	0	17	11.5	
Adams State	11/20/15	*	13	7	9	.778	0	0	.000	0	2	.000	3	4	7	8.3	1	0	1	1	4	0	14	12.3	
Mississippi Valley State	11/25/15	*	26	5	7	.714	0	0	.000	2	6	.333	2	2	4	7.3	1	0	1	3	4	0	12	12.3	
Belmont	11/28/15	*	11	2	3	.667	0	0	.000	0	2	.000	3	3	6	7.0	3	0	0	1	0	0	4	10.6	
at Utah	12/02/15	*	13	0	3	.000	0	0	.000	0	0	.000	0	0	0	5.8	5	1	1	2	0	0	8	8.8	
vs. Weber State	12/05/15	*	23	3	5	.600	0	0	.000	0	0	.000	1	1	2	5.3	4	0	0	3	0	2	6	8.4	
Utah State	12/09/15	*	18	5	8	.625	0	0	.000	0	0	.000	2	3	5	5.3	5	1	0	1	2	1	10	8.6	
at Colorado	12/12/15	*	23	4	7	.571	0	0	.000	1	2	.500	1	3	4	5.1	4	0	1	0	2	1	9	8.7	
Central Michigan	12/18/15	*	12	0	1	.000	0	0	.000	2	3	.667	1	1	2	4.8	1	0	0	0	0	0	2	8.0	
vs. Harvard	12/22/15	*	15	1	3	.333	0	0	.000	1	2	.500	0	1	1	4.5	2	0	1	1	1	0	3	7.5	
vs. New Mexico	12/23/15		7	0	0	.000	0	0	.000	0	0	.000	0	0	0	4.1	1	0	0	2	0	0	0	6.9	
vs. Northern Iowa	12/25/15															DNP									
at Saint Mary's	12/31/15		9	0	0	.000	0	0	.000	1	2	.500	3	1	4	4.1	1	0	0	0	0	0	1	6.5	
at Pacific	01/02/16		7	1	1	1.000	0	0	.000	0	0	.000	1	0	1	3.9	3	0	0	0	0	0	2	6.1	
Santa Clara	01/07/16		20	2	2	1.000	0	0	.000	1	2	.500	2	5	7	4.1	4	0	0	0	0	1	5	6.1	
San Francisco	01/09/16		12	0	0	.000	0	0	.000	0	0	.000	0	2	2	3.9	1	0	1	0	1	0	0	5.7	
at Gonzaga	01/14/16		19	2	4	.500	0	0	.000	2	2	1.000	2	4	6	4.1	3	0	0	1	1	0	6	5.7	
at Portland	01/16/16		11	3	4	.750	0	0	.000	0	1	.000	0	1	1	3.9	2	0	0	0	0	0	6	5.7	
at Loyola Marymount	01/21/16		3	1	2	.500	0	0	.000	0	0	.000	0	0	0	3.7	1	0	0	0	0	0	2	5.5	
at Pepperdine	01/23/16		11	1	2	.500	0	0	.000	0	0	.000	1	0	1	3.6	2	0	0	1	1	0	2	5.4	
Loyola Marymount	01/28/16		12	5	5	1.000	0	0	.000	2	3	.667	1	1	2	3.5	2	0	0	2	2	0	12	5.7	
Pepperdine	01/30/16		19	1	4	.250	0	0	.000	8	10	.800	1	5	6	3.6	3	0	0	0	0	1	10	5.9	
Saint Mary's	02/04/16		17	2	3	.667	0	0	.000	3	6	.500	3	5	8	3.8	3	0	0	1	3	0	7	5.9	
Pacific	02/06/16		25	0	2	.000	0	0	.000	0	0	.000	3	3	6	3.9	3	0	0	1	1	0	0	5.7	
at San Francisco	02/11/16	*	21	2	5	.400	0	0	.000	6	10	.600	3	7	10	4.1	3	0	0	0	2	0	10	5.8	
at Santa Clara	02/13/16	*	18	4	5	.800	0	0	.000	1	1	1.000	2	5	7	4.2	2	0	1	2	2	0	9	6.0	
at San Diego	02/18/16	*	16	1	2	.500	0	0	.000	0	0	.000	2	5	7	4.3	4	0	0	2	0	0	2	5.8	
San Diego	02/20/16	*	13	1	1	1.000	0	0	.000	1	2	.500	1	4	5	4.4	4	0	2	0	3	1	3	5.7	
Portland	02/25/16	*	12	2	2	1.000	0	0	.000	2	4	.500	3	3	6	4.4	2	0	0	2	1	0	6	5.7	
Gonzaga	02/27/16	*	17	1	3	.333	0	0	.000	3	4	.750	2	3	5	4.4	2	0	0	2	0	0	5	5.7	
vs. Santa Clara	03/05/16	*	12	2	2	1.000	0	0	.000	2	4	.500	1	1	2	4.4	3	0	0	1	0	1	6	5.7	
vs. Gonzaga	03/07/16	*	23	3	4	.750	0	0	.000	0	0	.000	2	4	6	4.4	4	0	0	0	1	2	6	5.7	
UAB	03/16/16	*	17	2	4	.500	0	0	.000	2	2	1.000	2	3	5	4.4	3	0	1	0	0	0	6	5.7	
Virginia Tech	03/18/16	*	18	2	4	.500	0	0	.000	0	0	.000	0	3	3	4.4	4	0	0	0	2	1	4	5.7	
Creighton	03/22/16	*	19	3	5	.600	0	0	.000	1	1	1.000	1	3	4	4.4	3	0	0	1	3	1	7	5.7	
vs. Valparaiso	03/29/16																								
Totals			22	562	77	126	.611	0	0	.000	46	77	.597	58	95	153	4.4	96	3	10	35	41	12	200	5.7

CAREER STATISTICS (ALL GAMES)

Year	GP	GS	Min	Avg	FG	FGA	Pct	3FG	FGA	Pct	FT	FTA	Pct	Off	Def	TR	Avg	PF	FO	A	TO	Blk	Stl	Pts	Avg
2014-15	34	13	560	16.5	36	64	.563	0	0	.000	43	70	.614	57	76	133	3.9	117	5	3	34	34	11	115	3.4
2015-16	35	22	562	16.1	77	126	.611	0	0	.000	46	77	.597	58	95	153	4.4	96	3	10	35	41	12	200	5.7
TOTAL	69	35	1122	16.3	113	190	.595	0	0	.000	89	147	.605	115	171	286	4.1	213	8	13	69	75	23	315	4.6

CAREER STATISTICS (CONFERENCE GAMES)

Year	GP	GS	Min	Avg	FG	FGA	Pct	3FG	FGA	Pct	FT	FTA	Pct	Off	Def	TR	Avg	PF	FO	A	TO	Blk	Stl	Pts	Avg
2014-15	18	9	319	17.7	18	32	.563	0	0	.000	16	28	.571	29	41	70	3.9	69	4	1	12	24	4	52	2.9
2015-16	18	6	262	14.6	29	47	.617	0	0	.000	30	47	.638	30	54	84	4.7	45	0	4	14	17	3	88	4.9
TOTAL	36	15	581	16.1	47	79	.595	0	0	.000	46	75	.613	59	95	154	4.3	114	4	5	26	41	7	140	3.9

5 players scored in double figures

03/22/16 vs. Creighton, Seljaas 19, Davis 18, Emery 17, Fischer 15, Collinsworth 10

6 players scored in double figures

02/25/16 vs. Portland, Fischer 21, Emery 18, Collinsworth 14, Chatman 13, Davis 11, Seljaas 10

No players scored in double figures

02/21/05 at Air Force, 39-70 L

One player recorded a double-double

03/18/16 vs. Virginia Tech
Kyle Collinsworth, 18 points, 10 assists

Two players recorded a double-double

01/21/16 at Loyola Marymount
Kyle Collinsworth, 10 points, 13 rebounds, 15 assists
Kyle Davis, 14 points, 13 rebounds

One player recorded a triple-double

03/16/16 vs. UAB
Kyle Collinsworth, 19 points, 10 rebounds, 12 assists

Two double-digit rebounders

01/21/16 at Loyola Marymount
Davis 13, Collinsworth 13

Six players had 5 or more rebounds

01/28/16 vs. LMU, Austin 7, Chatman 7, Fischer 6, K. Collinsworth 5, J. Hartsock 5, Seljaas 5

Five players had 6 or more rebounds

11/20/10 vs. Chicago State, Abouo-8, K. Collinsworth-7, Rogers-7, Anderson-6, C. Collinsworth-6, Davies-6

Four players had 9 or more rebounds

12/30/06 vs. Seton Hall, Cummar-12, Plaisted-9
Young-9, Ainge-9

Two players fouled out

12/22/15 vs. Harvard
Nick Emery, Zac Seljaas

Three or more players fouled out

01/03/09 vs. Wake Forest
Chris Miles, Gavin MacGregor, Charles Abouo

A BYU player received a technical foul

12/02/15 at Utah, Nick Emery

An opponent player received a technical foul

02/27/16 vs. Gonzaga, Kyle Dranginis

BYU coach received a technical foul

03/10/15 vs. Gonzaga, Dave Rose

An opponent coach received a technical foul

01/29/15 vs. San Francisco, Rex Walters

A BYU player ejected from a game

12/02/15 at Utah, Nick Emery (flagrant 2 foul)

An opponent player ejected from a game

02/01/14 vs. Saint Mary's, Garrett Jackson (flagrant 2 foul)

A coach ejected from the game

11/30/05 vs. Lamar (at Delta Center)
Lamar coach Billy Tubbs (2 technical fouls)

AT LEAST two players scored 20+ points

03/16/16 vs. UAB, Fischer 27, Emery 22

Three players scored 20+ points

01/09/16 vs. San Francisco, Fischer 25, Emery 21, Seljaas 20

Four players scored 20+ points

01/13/79 vs. New Mexico, D. Ainge-27, Scott Runia-25, Devin Durrant-20, Alan Taylor-20

Two players scored 25+ points

11/28/15 vs. Belmont, Emery 27, Collinsworth 26

A player scored 30+ points

02/13/16 at Santa Clara, Nick Emery 31

A player scored 40+ points

12/23/15 vs. New Mexico, Chase Fischer 41

A player attempted 20 or more field goals

03/18/16 vs. Virginia Tech, Chase Fischer 20

A player had 5 or more steals

01/30/16 vs. Pepperdine, Nick Emery 5

A player had double-digit assists

03/18/16 vs. Virginia Tech, Kyle Collinsworth 10

A player made double-digit free throws

03/18/16 vs. Virginia Tech, Kyle Collinsworth (10-13)

A player shot 100% at the free throw line (min. 8 atts)

02/06/16 vs. Pacific, Chase Fischer (14-14)

A player shot 100% from the floor (min. 5 atts)

01/28/16 vs. LMU, Corbin Kaufusi (5-5)

A player shot 100% on threes (min. 3 atts)

12/25/15 vs. Northern Iowa, Zac Seljaas (3-3)

Did not make a three

03/08/14 vs. Loyola Marymount (0-12)

Last time opponent did not make a three

02/20/16 vs. San Diego (0-20)

BYU had six or fewer turnovers

01/07/16 vs. Santa Clara, 6

BYU committed 25-plus turnovers

12/15/07 vs. Pepperdine, 86-67 W (29)

BYU committed 11 or less team fouls in a game

01/21/12 at Pepperdine, 11

BYU scored 90 points

03/16/16 vs. UAB, 97

BYU scored 100 points

02/11/16 at San Francisco, 114

BYU scored 110 points

02/11/16 at San Francisco, 114

BYU scored less than 50 points in a game

1/15/08 at UNLV 41-70 L

Held opponent to less than 50 points in a game

02/20/16 vs. San Diego 91-33 W

BYU scored less than 40 points in a game

2/21/05 at Air Force 39-70 L

Held opponent to less than 40 points in a game

02/20/16 vs. San Diego 91-33 W

Shot 60% from the field

01/03/15 at San Francisco (.600) 33-55

Opponent shot 60% from the field

12/22/05 at Utah State (.600) 36-60

Shot 70% from the field in a half

02/20/16 vs. San Diego (.714) 20-28

Did not miss a 2-point FG attempt in a half

02/23/04 vs. Air Force, 13-13 inside the arc, (14-17, .824 overall)

Shot less than 30% from the field

02/21/05 at Air Force, (.280), 14-50

Shot 100% from the free throw line

11/26/11 vs. Wisconsin (11-11)

Shot 90% from the free throw line (at least 10 attempts)

12/25/15 vs. Northern Iowa, (.905), 19-21

Shot less than 50% from the free throw line

11/16/15 at Long Beach State, (.381), 8-21

Shot 60% on 3-pointers

02/11/16 at San Francisco (.630), 17-27

Shot 70% on 3-pointers

12/11/13 vs. Prairie View A&M (.714), 10-14

Opponent scored less than 20 points in the 1st half

02/20/16 vs. San Diego, 11 (39-11, 91-33 W)

Opponent scored less than 20 points in the 2nd half

01/10/13 vs. Pepperdine, 16 (46-16, 76-51 W)

BYU scored less than 20 points in the 1st half

02/21/05 at Air Force, 13 (BYU trailed 13-37)

BYU scored less than 20 points in the 2nd half

01/15/00 vs. Utah, 19

Opponent scored 50 or more points in a half

02/11/16 at San Francisco, 56 (2nd half)

BYU scored 50 or more points in the first half

03/16/16 vs. UAB, 51

BYU scored 50 or more points in the second half

03/22/16 vs. Creighton, 50

BYU scored 60 or more points in the first half

11/25/14 vs. Chaminade, 66

BYU scored 60 or more points in the second half

12/2/14 at Utah State, 60

Won by 60 or more points (largest margin ever)

12/22/06 vs. W. Oregon (62) 102-40

Won by 50 or more points

02/20/16 vs. San Diego (58) 91-33

Won by 40 or more points

02/20/16 vs. San Diego (58) 91-33

Won by 30 or more points

02/20/16 vs. San Diego (58) 91-33

Won by 25 or more points

02/20/16 vs. San Diego (58) 91-33

Lost by 35-plus points

11/22/04 vs. North Carolina (36) 86-50

Lost by 30-plus points

2/21/05 at Air Force (31) 39-70

Lost by 25-plus points

01/15/08 at UNLV (29) 70-41

Played an overtime game

12/22/15 vs. Harvard, 82-85 L (OT)

Won in single overtime

12/23/14 vs. UMass, 77-71 W (OT)

Lost in overtime

12/22/15 vs. Harvard, 82-85 L (OT)

Played a double OT game

11/24/14 vs. San Diego State, 87-92 L (2OT)

Played a triple OT game

01/23/14 at Portland, 114-110 L (3OT)

Won 15-straight games

2009-10 (15)

Won 10-straight games

2010-11 (10)

Lost 3-straight games

2013-14 @ Oregon, @ LMU, @ Pepperdine

Lost 4-straight games

2013-14 @ Utah, @ Oregon, @ LMU, @ Pepperdine

Lost 5-straight games

2004-05 @ UNM, @ AFA, @ Utah, UNLV, vs. UNM (at MWC)

Lost 9-straight games

1997-98

Lost 10-straight games

1996-97 (21) - school record

Played an NCAA tournament game

03/20/14 vs. Oregon-NCAA 2nd Round, 68-87

Won an NCAA tournament game

03/13/12 vs. Iona-NCAA 1st Round, 78-72

Won two NCAA tournament games

1980-81 Princeton 60-51, UCLA 78-55, Notre Dame 51-50, then lost to Virginia 60-74
2010-11 Wofford 74-66, Gonzaga 89-67

Won three NCAA Tournament games

1980-81 Princeton 60-51, UCLA 78-55, Notre Dame 51-50, then lost to Virginia 60-74

Played in the NIT

03/22/16 vs. Creighton, 88-82 W

Won an NIT game

03/22/16 vs. Creighton, 88-82 W

Won two NIT games

2015-16 UAB 97-79, Virginia Tech 80-77, Creighton 88-82

Won three NIT games

2015-16 Advanced to NIT semifinals
2012-13 Advanced to NIT semifinals
1965-66 NIT CHAMPIONS
1950-51 NIT CHAMPIONS

Won a conference tournament

2000-01

Won a regular season conference title

2010-11

Won a conference regular season outright

2007-08

Defeated a ranked team

02/04/16 vs. Saint Mary's (rv/25), 70-59

Defeated a ranked team at home

02/04/16 vs. Saint Mary's (rv/25), 70-59

Defeated a ranked team on the road

01/15/16 at Gonzaga (25/21), 69-68

Was ranked in the top 25 AP Poll

03/14/11 Ranked 10th

Was ranked in the top 25 Coaches Poll

03/29/11 Ranked 13th

Finished season ranked in the top 25 polls

2010-11 10th (AP), 13th (Coaches)

Official Basketball Box Score -- Game Totals -- Final Statistics
Utah Valley vs BYU
11/13/15 7:05 pm at Provo, Utah, Marriott Center

Utah Valley 54 • 0-1

Table with columns: #, Player, FG-FGA, 3-Ptr FG-FGA, FT-FTA, Rebounds (Off, Def, Tot), PF, TP, A TO Blk, Stl, Min. Rows include Davis, Marcel; Jackson, Jaden; Frey, Konner; Young, Ivory; Bastien, Andrew; Davenport, Telly; Hamilton, Darrious; Cardwell, Cory; Carr, Alex; Ott, Tyler; Goodman, Dayon; Team; Totals.

Summary statistics table with columns: FG % 1st Half, 2nd Half, Game; 3FG % 1st Half, 2nd Half, Game; FT % 1st Half, 2nd Half, Game; Deadball Rebounds.

BYU 85 • 1-0

Table with columns: #, Player, FG-FGA, 3-Ptr FG-FGA, FT-FTA, Rebounds (Off, Def, Tot), PF, TP, A TO Blk, Stl, Min. Rows include Fischer, Chase; COLLINSWORTH, Kyle; TOOLSON, Jake; DAVIS, Kyle; KAUFUSI, Corbin; SELJAAS, Zac; EMERY, Nick; AINGE, Cooper; CALVERT, Cory; CHATMAN, Jordan; SHAW, Braidon; AUSTIN, Nate; HARTSOCK, Jakob; Team; Totals.

Summary statistics table for BYU game.

Officials: Dick Cartmell, Bob Staffen, Rick Batsell
Technical fouls: Utah Valley-None. BYU-None.
Attendance: 17683

Score by periods table with columns: 1st, 2nd, Total. Rows: Utah Valley, BYU.

Last FG - UVU 2nd-03:14, BYU 2nd-02:30.
Largest lead - UVU None, BYU by 33 2nd-02:30.
UVU led for 00:00. BYU led for 38:50. Game was tied for 01:10.

Score tied - 0 times.
Lead changed - 0 times.

Official Basketball Box Score -- Game Totals -- Final Statistics
BYU vs Long Beach State
11/16/15 10:45 p.m. at Long Beach, Calif. (Walter Pyramid)

BYU 65 • 1-1

Table with columns: #, Player, FG-FGA, 3-Ptr FG-FGA, FT-FTA, Rebounds (Off, Def, Tot), PF, TP, A TO Blk, Stl, Min. Rows include DAVIS, Kyle; KAUFUSI, Corbin; FISCHER, Chase; COLLINSWORTH, Kyle; TOOLSON, Jake; SELJAAS, Zac; EMERY, Nick; CALVERT, Cory; CHATMAN, Jordan; AUSTIN, Nate; HARTSOCK, Jakob; AYTES, Jamal; Team; Totals.

Summary statistics table for BYU vs Long Beach State game.

Long Beach State 66 • 2-0

Table with columns: #, Player, FG-FGA, 3-Ptr FG-FGA, FT-FTA, Rebounds (Off, Def, Tot), PF, TP, A TO Blk, Stl, Min. Rows include Levin, Gabe; Prince, Roschon; Faust, Nick; Spencer, A.J.; Bibbins, Justin; Blackwell, Noah; Riggins, Mason; Jones, Branford; Hammonds, Travis; Team; Totals.

Summary statistics table for Long Beach State game.

Officials: Chris Rastatter, Mike Reed, Deron White
Technical fouls: BYU-None. Long Beach State-None.
Attendance: 3412

Score by periods table with columns: 1st, 2nd, Total. Rows: BYU, Long Beach State.

Last FG - BYU 2nd-02:29, LBSU 2nd-03:17.
Largest lead - BYU by 8 1st-17:42, LBSU by 12 1st-08:25.
BYU led for 06:00. LBSU led for 32:06. Game was tied for 01:54.

Score tied - 2 times.
Lead changed - 1 time.

Official Basketball Box Score -- Game Totals -- Final Statistics
Adams State vs BYU
11/20/15 7 pm at Provo, Utah, Marriott Center

Adams State 56 • 0-3

Table with columns: #, Player, FG-FGA, 3-Ptr FG-FGA, FT-FTA, Rebounds (Off, Def, Tot), PF, TP, A TO Blk, Stl, Min. Rows include EJ Hubbard II; Joe Bell Austin; Shakir Smith; Kendyl Grover; Ante Mloc; Vitor Machado; DJ Morgan; Jake Buck; King Grant-Perry; Ethan Caton; Bryan Umore; Team; Totals.

Summary statistics table for Adams State vs BYU game.

BYU 97 • 2-1

Table with columns: #, Player, FG-FGA, 3-Ptr FG-FGA, FT-FTA, Rebounds (Off, Def, Tot), PF, TP, A TO Blk, Stl, Min. Rows include FISCHER, Chase; COLLINSWORTH, Kyle; TOOLSON, Jake; DAVIS, Kyle; KAUFUSI, Corbin; SELJAAS, Zac; EMERY, Nick; CALVERT, Cory; CHATMAN, Jordan; SHAW, Braidon; AUSTIN, Nate; HARTSOCK, Jakob; AYTES, Jamal; Team; Totals.

Summary statistics table for BYU game.

Officials: Casey McClellan, LaDonte King, Coban Lopez
Technical fouls: Adams State-None. BYU-None.
Attendance: 12976

Score by periods table with columns: 1st, 2nd, Total. Rows: Adams State, BYU.

Last FG - ASUM 2nd-02:32, BYU 2nd-01:05.
Largest lead - ASUM by 3 1st-10:18, BYU by 44 2nd-04:13.
ASUM led for 05:11. BYU led for 31:45. Game was tied for 03:04.

Score tied - 6 times.
Lead changed - 8 times.

Official Basketball Box Score -- Game Totals -- Final Statistics
Mississippi Valley vs BYU
11/25/15 7:05 pm at Provo, Utah, Marriott Center

Mississippi Valley 68 • 0-5

Table with columns: #, Player, FG-FGA, 3-Ptr FG-FGA, FT-FTA, Rebounds (Off, Def, Tot), PF, TP, A TO Blk, Stl, Min. Rows include Vacha Vaughn; Damian Young; Ta'Jay Henry; Kylean Phillips; Jabari Alex; Marcus Romain; Dashaun Surlis; Dwain Whitfield; Dusan Langura; Michael Matlock; Latrell Love; Isaac Williams; Team; Totals.

Summary statistics table for Mississippi Valley vs BYU game.

BYU 75 • 3-1

Table with columns: #, Player, FG-FGA, 3-Ptr FG-FGA, FT-FTA, Rebounds (Off, Def, Tot), PF, TP, A TO Blk, Stl, Min. Rows include FISCHER, Chase; EMERY, Nick; COLLINSWORTH, Kyle; DAVIS, Kyle; KAUFUSI, Corbin; SELJAAS, Zac; TOOLSON, Jake; CHATMAN, Jordan; AUSTIN, Nate; AYTES, Jamal; Team; Totals.

Summary statistics table for BYU game.

Officials: Tom O'Neill, Shawn Lehigh, Dennis Flannery
Technical fouls: Mississippi Valley-None. BYU-None.
Attendance: 15467

Score by periods table with columns: 1st, 2nd, Total. Rows: Mississippi Valley, BYU.

Last FG - MVSUMBB 2nd-00:33, BYU 2nd-00:42.
Largest lead - MVSUMBB None, BYU by 17 1st-13:48.
MVSUMBB led for 00:00. BYU led for 39:42. Game was tied for 00:18.

Score tied - 0 times.
Lead changed - 0 times.

Official Basketball Box Score -- Game Totals -- Final Statistics Belmont vs BYU 11/28/15 7:05 pm at Provo, Utah, Marriott Center

Belmont 81 • 4-3

Table with columns: #, Player, FG-FGA, 3-Ptr, FT-FTA, Rebounds, PF, TP, A TO Blk Stl, Min. Rows include LUKE, Austin; BARNETTE, Taylor; BRADSHAW, Craig; BRADDS, Evan; HADDEN, Tyler; WINDLER, Dylan; LAIDIG, Jeff; SAMPSON, Burton; MERCER, Mack; MCCLAIN, Kevin; LESTER, Josh; Team.

FG % 1st Half: 17-33 51.5% 2nd half: 12-26 46.2% Game: 29-59 49.2% Deadball Rebounds 1
3FG % 1st Half: 8-20 40.0% 2nd half: 3-11 27.3% Game: 11-31 35.5%
FT % 1st Half: 0-0 0.0% 2nd half: 12-15 80.0% Game: 16-24 66.7%

BYU 95 • 4-1

Table with columns: #, Player, FG-FGA, 3-Ptr, FT-FTA, Rebounds, PF, TP, A TO Blk Stl, Min. Rows include FISCHER, Chase; EMERY, Nick; COLLINSWORTH, Kyle; DAVIS, Kyle; KAUFUSI, Corbin; TOOLSON, Jake; CALVERT, Cory; CHATMAN, Jordan; AUSTIN, Nate; AYTES, Jamal; Team.

FG % 1st Half: 17-40 42.5% 2nd half: 16-33 48.5% Game: 33-73 45.2% Deadball Rebounds 5
3FG % 1st Half: 5-13 38.5% 2nd half: 8-14 57.1% Game: 13-27 48.1%
FT % 1st Half: 1-5 20.0% 2nd half: 15-19 78.9% Game: 16-24 66.7%

Officials: Gregory Nixon, Tommy Nunez, Travis Schatzman
Technical fouls: Belmont-None. BYU-None.
Attendance: 13712

Score by periods table with columns: 1st, 2nd, Total. Rows: Belmont (42, 39, 81), BYU (40, 55, 95).

Last FG - BEL 2nd-00:04, BYU 2nd-00:56.
Largest lead - BEL by 11 1st-09:28, BYU by 18 2nd-05:17.
BEL led for 18:46. BYU led for 19:57. Game was tied for 01:17.

Official Basketball Box Score -- Game Totals -- Final Statistics Brigham Young vs Utah 12/02/15 8:06 p.m. at Salt Lake City, Utah (Huntsman Center)

Brigham Young 75 • 4-2

Table with columns: #, Player, FG-FGA, 3-Ptr, FT-FTA, Rebounds, PF, TP, A TO Blk Stl, Min. Rows include DAVIS, Kyle; KAUFUSI, Corbin; FISCHER, Chase; EMERY, Nick; COLLINSWORTH, Kyle; SELJAAS, Zac; TOOLSON, Jake; CHATMAN, Jordan; AUSTIN, Nate; HARTSOCK, Jakob; AYTES, Jamal; Team.

FG % 1st Half: 11-31 35.5% 2nd half: 16-33 48.5% Game: 27-64 42.2% Deadball Rebounds 2
3FG % 1st Half: 3-10 30.0% 2nd half: 5-11 45.5% Game: 8-21 38.1%
FT % 1st Half: 3-6 50.0% 2nd half: 10-14 71.4% Game: 13-20 65.0%

Utah 83 • 6-1

Table with columns: #, Player, FG-FGA, 3-Ptr, FT-FTA, Rebounds, PF, TP, A TO Blk Stl, Min. Rows include LOVERIDGE, Jordan; KUZMA, Kyle; POELTL, Jakob; TAYLOR, Brandon; OGBE, Kenneth; CHAPMAN, Brekkott; WRIGHT, Isaiah; TUCKER, Dakarai; BONAM, Lorenzo; REYES, Chris; Team.

FG % 1st Half: 18-34 52.9% 2nd half: 9-26 34.6% Game: 27-60 45.0% Deadball Rebounds 3
3FG % 1st Half: 8-19 42.1% 2nd half: 1-9 11.1% Game: 9-28 32.1%
FT % 1st Half: 7-10 70.0% 2nd half: 13-16 81.3% Game: 20-26 76.9%

Officials: Verne Harris, Dick Cartmell, Michael Greenstein
Technical fouls: Brigham Young-None. Utah-TEAM.
Attendance: 15131

Score by periods table with columns: 1st, 2nd, Total. Rows: Brigham Young (28, 47, 75), Utah (51, 32, 83).

Last FG - BYU 2nd-00:11, UTAH 2nd-03:00.
Largest lead - BYU by 11 1st-19:04, UTAH by 24 1st-04:13.
BYU led for 00:30. UTAH led for 39:13. Game was tied for 00:17.

Official Basketball Box Score -- Game Totals -- Final Statistics Weber State vs BYU 12/05/15 1:05 pm at Salt Lake City, Vivint Smart Home Arena

Weber State 68 • 5-3

Table with columns: #, Player, FG-FGA, 3-Ptr, FT-FTA, Rebounds, PF, TP, A TO Blk Stl, Min. Rows include BOLOMBOY, Joel; CANNON, McKay; BAKER, Dusty; SNEGLIN, Jeremy; BRAXTON, Zach; JOHN, Cody; GITTENS, Richaud; HILL, Kyndahl; Team.

FG % 1st Half: 16-24 66.7% 2nd half: 11-29 37.9% Game: 27-53 50.9% Deadball Rebounds 1
3FG % 1st Half: 5-12 41.7% 2nd half: 3-9 33.3% Game: 8-21 38.1%
FT % 1st Half: 0-1 0.0% 2nd half: 6-10 60.0% Game: 6-11 54.5%

BYU 73 • 5-2

Table with columns: #, Player, FG-FGA, 3-Ptr, FT-FTA, Rebounds, PF, TP, A TO Blk Stl, Min. Rows include FISCHER, Chase; COLLINSWORTH, Kyle; TOOLSON, Jake; DAVIS, Kyle; KAUFUSI, Corbin; SELJAAS, Zac; CHATMAN, Jordan; SHAW, Braiden; AUSTIN, Nate; Team.

FG % 1st Half: 18-30 60.0% 2nd half: 12-22 54.5% Game: 30-52 57.7% Deadball Rebounds 1
3FG % 1st Half: 3-8 37.5% 2nd half: 3-6 50.0% Game: 6-14 42.9%
FT % 1st Half: 0-1 0.0% 2nd half: 7-12 58.3% Game: 7-13 53.8%

Officials: Tony Padilla, Larry Spaulding, Glen Mayberry
Technical fouls: Weber State-None. BYU-None.
Attendance: 15121

Score by periods table with columns: 1st, 2nd, Total. Rows: Weber State (37, 31, 68), BYU (39, 34, 73).

Last FG - WSU 2nd-00:11, BYU 2nd-02:20.
Largest lead - WSU by 7 1st-04:54, BYU by 12 2nd-11:26.
WSU led for 08:15. BYU led for 26:08. Game was tied for 05:37.

Official Basketball Box Score -- Game Totals -- Final Statistics Utah State vs BYU 12/09/15 7:05 pm at Provo, Utah, Marriott Center

Utah State 68 • 5-2

Table with columns: #, Player, FG-FGA, 3-Ptr, FT-FTA, Rebounds, PF, TP, A TO Blk Stl, Min. Rows include PERKINS, Darius; RECTOR, Shane; MOORE, Jalen; SMITH, Chris; JONES, Elston; PEARRE, Julion; EVANS, Lew; TAYLOR, Quinn; MOORE, Grayson; Team.

FG % 1st Half: 8-33 24.2% 2nd half: 15-32 46.9% Game: 23-65 35.4% Deadball Rebounds 3,1
3FG % 1st Half: 3-10 30.0% 2nd half: 6-10 60.0% Game: 9-20 45.0%
FT % 1st Half: 5-6 83.3% 2nd half: 8-12 66.7% Game: 13-18 72.2%

BYU 80 • 6-2

Table with columns: #, Player, FG-FGA, 3-Ptr, FT-FTA, Rebounds, PF, TP, A TO Blk Stl, Min. Rows include FISCHER, Chase; COLLINSWORTH, Kyle; TOOLSON, Jake; DAVIS, Kyle; KAUFUSI, Corbin; SELJAAS, Zac; EMERY, Nick; SHAW, Braiden; AUSTIN, Nate; HARTSOCK, Jakob; Team.

FG % 1st Half: 15-34 44.1% 2nd half: 15-36 41.7% Game: 30-70 42.9% Deadball Rebounds 1
3FG % 1st Half: 5-10 50.0% 2nd half: 3-10 30.0% Game: 8-20 40.0%
FT % 1st Half: 4-7 57.1% 2nd half: 8-8 100.0% Game: 12-15 80.0%

Officials: Mike Scyphers, Michael Irving, Rick Batsell
Technical fouls: Utah State-None. BYU-None.
Attendance: 14048

Score by periods table with columns: 1st, 2nd, Total. Rows: Utah State (24, 44, 68), BYU (39, 41, 80).

Last FG - USU 2nd-01:14, BYU 2nd-03:31.
Largest lead - USU by 4 1st-17:39, BYU by 22 2nd-08:45.
USU led for 03:15. BYU led for 34:01. Game was tied for 02:44.

Official Basketball Box Score -- Game Totals -- Final Statistics
BYU vs Colorado
12/12/15 6 p.m. at Boulder, Colo. (Coors Events Center)

BYU 83 - 63

Box score table for BYU vs Colorado. Columns include Player, FG-FGA, 3-PT, FT-FTA, Rebounds, PF, TP, A, TO, Blk, Stl, Min. Total score: 83-63.

FG % 1st Half: 14-36 38.9% 2nd half: 16-41 39.0% Game: 30-77 39.0%
3FG % 1st Half: 3-10 30.0% 2nd half: 6-19 31.6% Game: 9-29 31.0%
FT % 1st Half: 5-6 83.3% 2nd half: 9-12 75.0% Game: 14-18 77.8%

Colorado 92 - 81

Box score table for Colorado vs BYU. Columns include Player, FG-FGA, 3-PT, FT-FTA, Rebounds, PF, TP, A, TO, Blk, Stl, Min. Total score: 92-81.

FG % 1st Half: 20-38 52.6% 2nd half: 11-30 36.7% Game: 31-68 45.6%
3FG % 1st Half: 6-13 46.2% 2nd half: 4-11 36.4% Game: 10-24 41.7%
FT % 1st Half: 2-2 100.0% 2nd half: 18-21 85.7% Game: 20-23 87.0%

Officials: Chris Rastatter, Gregory Nixon, Nate Harris
Technical fouls: BYU-None. Colorado-None.
Attendance: 8913
Score by periods table and In/Off 2nd Fast Bench stats.

Last FG - BYU 2nd-01:21, COLO 2nd-04:08.
Largest lead - BYU None, COLO by 25 2nd-15:46.
BYU led for 00:00. COLO led for 39:10. Game was tied for 00:50.

Official Basketball Box Score -- Game Totals -- Final Statistics
Central Michigan vs BYU
12/18/15 7:05 pm at Provo, Utah, Marriott Center

Central Michigan 85 - 5-5

Box score table for Central Michigan vs BYU. Columns include Player, FG-FGA, 3-PT, FT-FTA, Rebounds, PF, TP, A, TO, Blk, Stl, Min. Total score: 85-55.

FG % 1st Half: 16-33 48.5% 2nd half: 14-31 45.2% Game: 30-64 46.9%
3FG % 1st Half: 10-20 50.0% 2nd half: 7-16 43.8% Game: 17-36 47.2%
FT % 1st Half: 2-3 66.7% 2nd half: 6-11 54.5% Game: 8-14 57.1%

BYU 98 - 7-3

Box score table for BYU vs Central Michigan. Columns include Player, FG-FGA, 3-PT, FT-FTA, Rebounds, PF, TP, A, TO, Blk, Stl, Min. Total score: 98-73.

FG % 1st Half: 15-31 48.4% 2nd half: 20-33 60.6% Game: 35-64 54.7%
3FG % 1st Half: 8-18 44.4% 2nd half: 6-13 46.2% Game: 14-31 45.2%
FT % 1st Half: 6-9 66.7% 2nd half: 8-12 66.7% Game: 14-21 66.7%

Officials: Verne Harris, Keith Kimble, Larry Spaulding
Technical fouls: Central Michigan-None. BYU-None.
Attendance: 13408
Score by periods table and In/Off 2nd Fast Bench stats.

Last FG - CMU 2nd-00:08, BYU 2nd-00:19.
Largest lead - CMU by 2 1st-02:18, BYU by 16 2nd-00:19.
CMU led for 00:54. BYU led for 35:12. Game was tied for 03:54.

Official Basketball Box Score -- Game Totals -- Final Statistics
BYU vs Harvard
12-22-15 11:30 AM at Stan Sheriff Center (Honolulu, O'ahu)

BYU 82 - 7-4, 0-1 HADHC

Box score table for BYU vs Harvard. Columns include Player, FG-FGA, 3-PT, FT-FTA, Rebounds, PF, TP, A, TO, Blk, Stl, Min. Total score: 82-74.

FG % 1st Half: 12-27 44.4% 2nd half: 13-27 48.1% OT: 5-6 83.3% Game: 30-60 50.0%
3FG % 1st Half: 2-4 50.0% 2nd half: 1-8 12.5% OT: 0-1 0.0% Game: 3-13 23.1%
FT % 1st Half: 3-8 37.5% 2nd half: 10-14 71.4% OT: 6-7 85.7% Game: 19-29 65.5%

Harvard 85 - 4-6, 1-0 HADHC
Box score table for Harvard vs BYU. Columns include Player, FG-FGA, 3-PT, FT-FTA, Rebounds, PF, TP, A, TO, Blk, Stl, Min. Total score: 85-74.

FG % 1st Half: 12-28 42.9% 2nd half: 13-27 48.1% OT: 4-6 66.7% Game: 29-61 47.5%
3FG % 1st Half: 6-9 66.7% 2nd half: 3-10 30.0% OT: 2-3 66.7% Game: 11-22 50.0%
FT % 1st Half: 1-4 25.0% 2nd half: 6-10 60.0% OT: 9-12 75.0% Game: 16-26 61.5%

Officials: Todd Apo, Duke Edsell, Jason Barker
Technical fouls: BYU-None. Harvard-None.
Attendance: 7161
Score by periods table and In/Off 2nd Fast Bench stats.

Last FG - BYU OT-01:00, HARV OT-01:09.
Largest lead - BYU by 4 2nd-02:14, HARV by 16 1st-12:52.
BYU led for 08:56. HARV led for 30:41. Game was tied for 05:23.

Official Basketball Box Score -- Game Totals -- Final Statistics
New Mexico vs BYU
12-23-15 9:30 AM at Stan Sheriff Center (Honolulu, O'ahu)

New Mexico 66 - 7-5, 0-2 HADHC

Box score table for New Mexico vs BYU. Columns include Player, FG-FGA, 3-PT, FT-FTA, Rebounds, PF, TP, A, TO, Blk, Stl, Min. Total score: 66-55.

FG % 1st Half: 13-26 50.0% 2nd half: 9-22 40.9% Game: 22-48 45.8%
3FG % 1st Half: 4-9 44.4% 2nd half: 1-3 33.3% Game: 5-12 41.7%
FT % 1st Half: 8-8 100.0% 2nd half: 9-14 64.3% Game: 17-22 77.3%

BYU 96 - 8-4, 1-1 HADHC

Box score table for BYU vs New Mexico. Columns include Player, FG-FGA, 3-PT, FT-FTA, Rebounds, PF, TP, A, TO, Blk, Stl, Min. Total score: 96-66.

FG % 1st Half: 17-34 50.0% 2nd half: 15-27 55.6% Game: 32-61 52.5%
3FG % 1st Half: 9-16 56.3% 2nd half: 7-12 58.3% Game: 16-28 57.1%
FT % 1st Half: 3-3 100.0% 2nd half: 13-16 81.3% Game: 16-19 84.2%

Officials: Ken Ditty, Alfred Smith, Todd Apo
Technical fouls: New Mexico-None. BYU-None.
Attendance:
Consolation #1 Game
Score by periods table and In/Off 2nd Fast Bench stats.

Last FG - NM 2nd-05:43, BYU 2nd-02:53.
Largest lead - NM by 2 1st-19:32, BYU by 30 2nd-03:49.
NM led for 00:45. BYU led for 38:46. Game was tied for 00:28.

Official Basketball Box Score -- Game Totals -- Final Statistics
BYU vs Northern Iowa
12-25-15 10:31 AM at Stan Sheriff Center (Honolulu, O'ahu)

BYU 84 • 9-4, 2-1 HADHC

#	Player	Total			3-Ptr			Rebounds			PF	TP	A	TO	Blk	Stl	Min
		FG-FGA	FG-FGA	FT-FTA	FG-FGA	FG-FGA	FT-FTA	Off	Def	Tot							
01	FISCHER, Chase	* 7-14	4-11	8-8	0	1	1	3	26	1	2	0	1	0	0	37	
04	EMERY, Nick	* 2-9	1-5	6-6	1	2	3	4	11	0	0	0	0	0	0	25	
05	COLLINSWORTH, Kyle	* 5-9	0-1	2-2	4	12	16	1	12	6	5	1	3	3	37		
21	DAVIS, Kyle	* 5-10	0-0	0-0	3	6	9	3	10	2	6	1	1	1	35		
33	AUSTIN, Nate	* 2-4	0-0	0-0	1	2	3	2	4	1	1	1	0	0	14		
02	SELJAAS, Zac	* 3-3	3-3	3-5	0	3	3	3	12	3	1	0	1	0	29		
25	CHATMAN, Jordan	* 1-1	1-1	0-0	0	1	1	0	3	1	0	0	0	0	4		
40	AYTES, Jamal	* 3-6	0-0	0-0	0	3	3	1	6	0	0	0	0	0	19		
Team					0	2	2										
Totals		28-56	9-21	19-21	9	32	41	17	84	14	15	3	6	200			

FG % 1st Half: 15-28 53.6% 2nd half: 13-28 46.4% Game: 28-56 50.0% Deadball Rebounds 2
 3FG % 1st Half: 3-9 33.3% 2nd half: 6-12 50.0% Game: 9-21 42.9%
 FT % 1st Half: 5-7 71.4% 2nd half: 14-14 100.0% Game: 19-21 90.5%

Northern Iowa 76 • 8-5, 1-2

#	Player	Total			3-Ptr			Rebounds			PF	TP	A	TO	Blk	Stl	Min
		FG-FGA	FG-FGA	FT-FTA	FG-FGA	FG-FGA	FT-FTA	Off	Def	Tot							
04	Jespersion, Paul	* 3-11	2-9	0-0	1	3	4	2	8	0	1	1	0	0	37		
05	Bohannon, Matt	* 7-16	7-15	0-0	0	4	4	4	21	0	0	0	0	0	36		
11	Washpun, Wes	* 5-8	2-3	2-3	1	6	7	4	14	8	3	1	2	40			
20	Morgan, Jeremy	* 5-14	1-6	8-9	4	0	4	1	19	1	2	0	3	33			
25	Koch, Bennett	* 0-4	0-0	0-0	1	0	1	1	0	0	1	0	0	7			
02	Carlson, Clint	* 5-10	0-1	2-2	0	3	3	3	12	4	0	1	0	30			
03	Friedman, Ted	* 1-2	0-1	0-0	0	2	2	2	0	0	0	0	0	6			
22	Knar, Robert	* 0-0	0-0	0-0	0	0	0	0	0	0	0	0	0	4			
33	Lohaus, Wyatt	* 0-0	0-0	0-0	0	0	0	2	0	0	1	0	0	7			
Team					1	1	2										
Totals		26-65	12-35	12-14	8	19	27	19	76	13	8	3	5	200			

FG % 1st Half: 11-31 35.5% 2nd half: 15-34 44.1% Game: 26-65 40.0% Deadball Rebounds 1
 3FG % 1st Half: 5-15 33.3% 2nd half: 7-20 35.0% Game: 12-35 34.3%
 FT % 1st Half: 1-1 100.0% 2nd half: 11-13 84.6% Game: 12-14 85.7%

Officials: Jason Baker, Tom Short, JB DeRosa
 Technical fouls: BYU-None. Northern Iowa-None.
 Attendance: 6172
 Turnstile Attendance: 904

Score by periods	1st	2nd	Total
BYU	38	46	84
Northern Iowa	28	48	76

Last FG - BYU 2nd-01:47, UNI 2nd-00:19.
 Largest lead - BYU by 15 1st-07:40, UNI by 2 1st-14:44.
 BYU led for 34:55. UNI led for 01:46. Game was tied for 03:19.

Points	In	Off	2nd	Fast	Bench
BYU	34	9	2	21	21
UNI	22	24	11	2	14

Score tied - 4 times.
 Lead changed - 6 times.

Official Basketball Box Score -- Game Totals -- Final Statistics
Brigham Young vs Saint Mary's (CA)
12/31/15 8:00 PM at Moraga, CA

Brigham Young 74 • 9-5, 0-1 WCC

#	Player	Total			3-Ptr			Rebounds			PF	TP	A	TO	Blk	Stl	Min
		FG-FGA	FG-FGA	FT-FTA	FG-FGA	FG-FGA	FT-FTA	Off	Def	Tot							
01	FISCHER, Chase	* 8-18	2-8	3-4	0	1	1	4	21	2	2	0	0	0	34		
04	EMERY, Nick	* 4-14	3-7	0-0	2	1	3	2	11	2	0	0	0	30			
05	COLLINSWORTH, Kyle	* 4-15	0-1	0-0	1	5	6	3	8	6	3	1	0	35			
21	DAVIS, Kyle	* 6-11	0-0	2-4	1	2	3	4	14	0	1	1	1	30			
33	AUSTIN, Nate	* 3-4	0-0	0-0	6	8	14	3	6	2	1	0	0	24			
02	SELJAAS, Zac	* 1-2	1-2	0-0	0	0	0	1	3	0	0	0	0	17			
24	GUINN, Davin	* 0-0	0-0	0-0	0	0	0	0	0	0	0	0	0	0			
25	CHATMAN, Jordan	* 3-6	2-2	0-0	0	1	1	1	8	0	0	0	0	12			
31	SHAW, Braiden	* 0-0	0-0	0-0	0	0	0	0	0	0	0	0	0	0			
34	HARTSOCK, Jakob	* 0-1	0-1	0-0	0	0	0	0	0	0	0	0	0	0			
40	AYTES, Jamal	* 1-1	0-0	0-0	1	0	1	0	2	0	0	0	0	9			
44	KAUFUSI, Corbin	* 0-0	0-0	1-2	3	1	4	1	1	0	0	0	0	9			
Team					0	2	2										
Totals		30-72	8-21	6-10	14	21	35	19	74	12	7	2	1	200			

FG % 1st Half: 11-39 28.2% 2nd half: 19-33 57.6% Game: 30-72 41.7% Deadball Rebounds 2
 3FG % 1st Half: 3-11 27.3% 2nd half: 5-10 50.0% Game: 8-21 38.1%
 FT % 1st Half: 2-3 66.7% 2nd half: 4-7 57.1% Game: 6-10 60.0%

Saint Mary's (CA) 85 • 12-1, 3-0 WCC

#	Player	Total			3-Ptr			Rebounds			PF	TP	A	TO	Blk	Stl	Min
		FG-FGA	FG-FGA	FT-FTA	FG-FGA	FG-FGA	FT-FTA	Off	Def	Tot							
22	Pineau, Dane	* f 6-8	0-0	2-3	1	2	3	4	14	1	0	2	1	21			
24	Hermanson, Calvin	* f 8-12	5-7	0-1	2	0	2	0	21	1	1	0	0	34			
21	Fitzner, Evan	* c 4-8	1-4	4-4	1	8	9	4	13	2	3	1	0	33			
03	Naar, Emmett	* g 5-11	0-3	3-4	0	1	1	0	13	6	0	0	0	40			
25	Rahon, Joe	* g 3-9	2-3	0-0	0	7	7	1	8	6	1	1	1	40			
01	Hunter, Jordan	* 0-0	0-0	0-0	0	0	0	0	0	0	0	0	0	0			
02	Gonzalez, Stefan	* 0-1	0-1	0-0	0	0	0	0	0	0	0	0	0	0			
11	Biebel, Jack	* 0-0	0-0	0-0	0	0	0	0	0	0	0	0	0	0			
33	Clark, Kyle	* 0-1	0-1	0-0	0	3	3	2	0	1	1	0	1	9			
34	Landale, Jack	* 5-5	0-0	4-4	1	6	7	4	14	2	1	2	0	19			
43	Porter, Franklin	* 0-0	0-0	2-2	0	1	1	0	2	0	0	0	0	0			
Team					1	1	2										
Totals		31-55	8-19	15-18	6	29	35	16	85	19	7	6	3	200			

FG % 1st Half: 14-27 51.9% 2nd half: 17-28 60.7% Game: 31-55 56.4% Deadball Rebounds 1
 3FG % 1st Half: 3-12 25.0% 2nd half: 5-7 71.4% Game: 8-19 42.1%
 FT % 1st Half: 5-7 71.4% 2nd half: 10-11 90.9% Game: 15-18 83.3%

Officials: Randy McCall, John Higgins, Mike Reed
 Technical fouls: Brigham Young-None. Saint Mary's (CA)-None.
 Attendance: 3183

Score by periods	1st	2nd	Total
Brigham Young	27	47	74
Saint Mary's (CA)	36	49	85

Points	In	Off	2nd	Fast	Bench
BYU	30	4	14	0	14
Saint Mary's (CA)	42	6	8	2	16

Last FG - BYU 2nd-00:26, SMC 2nd-00:49.
 Largest lead - BYU by 5 1st-17:42, SMC by 15 2nd-03:40.
 BYU led for 05:06. SMC led for 34:04. Game was tied for 00:50.

Score tied - 1 time.
 Lead changed - 5 times.

Official Basketball Box Score -- Game Totals -- Final Statistics
BYU vs Pacific
1/2/16 3:07 pm at Stockton, Calif. (Alex G. Spanos Center)

BYU 81 • 10-5, 1-1 WCC

#	Player	Total			3-Ptr			Rebounds			PF	TP	A	TO	Blk	Stl	Min
		FG-FGA	FG-FGA	FT-FTA	FG-FGA	FG-FGA	FT-FTA	Off	Def	Tot							
21	DAVIS, Kyle	* f 2-6	0-0	0-0	3	4	7	1	4	0	2	3	0	0	20		
33	AUSTIN, Nate	* f 1-2	0-0	2-2	6	4	10	2	4	0	0	3	1	28			
01	FISCHER, Chase	* g 7-16	6-11	3-4	1	3	4	1	23	2	1	0	1	37			
04	EMERY, Nick	* g 2-8	1-6	1-2	0	3	3	3	6	1	1	0	0	30			
05	COLLINSWORTH, Kyle	* g 5-8	0-0	12-17	1	4	5	2	22	8	5	0	3	37			
02	SELJAAS, Zac	* g 4-8	4-6	2-2	1	4	5	1	14	0	1	0	1	27			
25	CHATMAN, Jordan	* 0-0	0-0	2-2	0	0	0	0	2	0	0	0	0	3			
31	SHAW, Braiden	* 0-0	0-0	0-0	0	0	0	1	0	0	0	0	0	1			
34	HARTSOCK, Jakob	* 0-0	0-0	0-0	0	0	0	0	0	0	0	0	0	0			
40	AYTES, Jamal	* 2-6	0-0	0-1	0	2	2	2	4	0	1	0	0	10			
44	KAUFUSI, Corbin	* 1-1	0-0	0-0	1	0	1	3	2	0	0	0	0	7			
Team					1	0	1										
Totals		24-55	11-23	22-30	14	24	38	16	81	11	11	6	6	200			

FG % 1st Half: 10-28 35.7% 2nd half: 14-27 51.9% Game: 24-55 43.6% Deadball Rebounds 3
 3FG % 1st Half: 5-11 45.5% 2nd half: 6-12 50.0% Game: 11-23 47.8%
 FT % 1st Half: 9-15 60.0% 2nd half: 13-15 86.7% Game: 22-30 73.3%

Pacific 67 • 3-10, 2-2 WCC

#	Player	Total			3-Ptr			Rebounds			PF	TP	A	TO	Blk	Stl	Min
		FG-FGA	FG-FGA	FT-FTA	FG-FGA	FG-FGA	FT-FTA	Off	Def	Tot							
04	VUKO, Tonko	* f 2-4	0-1	2-2	1	0	1	4	6	0	1	0	0	0	15		
21	LAMPKIN, Jacob	* f 7-8	0-0	0-0	2	3	5	1	14	2	1	1	1	31			
02	WALLACE, T.J.	* g 1-4	0-1	6-9	2	4											

Official Basketball Box Score -- Game Totals -- Final Statistics
San Francisco vs BYU
01/09/16 7:05 pm at Provo, Utah, Marriott Center

San Francisco 92 • 9-7, 3-3 WCC

#	Player	Total			3-Ptr			Rebounds			PF	TP	A	TO	Blk	Stl	Min
		FG-FGA	FG-FGA	FT-FTA	FG-FGA	FG-FGA	FT-FTA	Off	Def	Tot							
01	WATSON, Devin	* 6-13	1-4	12-15	0	1	1	5	25	5	3	0	0	0	38		
02	OFOEGBU, Uche	* 3-7	0-2	0-0	0	6	6	5	6	1	1	0	0	22			
13	REYNOLDS, Dont'e	* 2-3	0-0	0-0	3	4	7	4	4	1	3	1	0	25			
22	FOSTER, Chase	* 1-1	1-1	1-2	0	0	0	0	4	3	1	0	0	29			
32	DERKSEN, Tim	* 6-16	4-7	4-4	1	0	1	2	20	5	1	0	1	28			
03	BOYCE, Ronnie	6-15	1-7	0-0	3	2	5	4	13	1	4	0	0	26			
10	McCARTHY, Matt	5-6	0-0	0-1	0	6	6	1	10	0	1	0	0	20			
15	RENFRO, Nate	4-7	0-2	2-2	1	3	4	2	10	0	0	2	0	8			
30	GRENNAN, Sean	0-0	0-0	0-0	0	0	0	0	0	0	0	0	0	4			
Team				4	6	10											
Totals		33-68	7-23	19-24	12	28	40	23	92	16	14	3	1	200			

FG % 1st Half: 17-33 51.5% 2nd half: 16-35 45.7% Game: 33-68 48.5% Deadball
 3FG % 1st Half: 4-11 36.4% 2nd half: 3-12 25.0% Game: 7-23 30.0% Rebounds
 FT % 1st Half: 7-11 63.6% 2nd half: 12-13 92.3% Game: 19-24 79.2% 2

BYU 102 • 12-5, 3-1 WCC

#	Player	Total			3-Ptr			Rebounds			PF	TP	A	TO	Blk	Stl	Min
		FG-FGA	FG-FGA	FT-FTA	FG-FGA	FG-FGA	FT-FTA	Off	Def	Tot							
04	FISCHER, Chase	* 7-14	5-10	6-8	0	2	2	2	25	4	1	0	0	36			
01	EMERY, Nick	* 7-15	3-6	4-4	0	5	5	2	21	4	0	0	1	36			
05	COLLINSWORTH, Kyle	* 5-12	0-1	3-5	1	3	4	1	13	7	2	1	3	34			
21	DAVIS, Kyle	* 3-8	0-0	8-11	5	4	9	2	14	1	2	4	1	24			
03	AUSTIN, Nate	* 2-3	0-0	0-0	1	4	5	4	4	1	1	1	0	21			
32	SELJAAS, Zac	7-12	6-10	0-0	2	3	5	4	20	1	1	1	1	22			
25	CHATMAN, Jordan	1-3	1-3	2-2	1	1	2	0	5	0	0	0	0	12			
40	AYTES, Jamal	0-1	0-0	0-0	0	0	0	1	0	0	1	0	0	3			
44	KAUFUSI, Corbin	0-0	0-0	0-0	0	2	2	1	0	1	0	1	0	12			
Team				2	2	4											
Totals		32-68	15-30	23-30	12	26	38	17	102	19	8	8	6	200			

FG % 1st Half: 19-36 52.8% 2nd half: 13-32 40.6% Game: 32-68 47.1% Deadball
 3FG % 1st Half: 8-16 50.0% 2nd half: 7-14 50.0% Game: 15-30 50.0% Rebounds
 FT % 1st Half: 5-6 83.3% 2nd half: 18-24 75.0% Game: 23-30 76.7% 3

Officials: Deron White, Tom Spitznagel, Ryan McDaniel
 Technical fouls: San Francisco-None. BYU-None.
 Attendance: 16616

Score by periods	1st	2nd	Total
San Francisco	45	47	92
BYU	51	51	102

	Points	In	Off	2nd	Fast	Bench
	USF	Paint	T/O	Chance	Break	
BYU	42	7	14	6	33	3
USF	32	12	10	13	25	2

Last FG - USF 2nd-00:30, BYU 2nd-04:22.
 Largest lead - USF by 5 1st-09:07, BYU by 14 2nd-00:35.
 USF led for 08:26. BYU led for 26:18. Game was tied for 05:16.

Score tied - 10 times.
 Lead changed - 8 times.

Official Basketball Box Score -- Game Totals -- Final Statistics
BYU vs Gonzaga
01/14/16 6:00 pm at Spokane, WA (McCarthy Athletic Center)

BYU 69 • 13-5, 4-1

#	Player	Total			3-Ptr			Rebounds			PF	TP	A	TO	Blk	Stl	Min
		FG-FGA	FG-FGA	FT-FTA	FG-FGA	FG-FGA	FT-FTA	Off	Def	Tot							
01	FISCHER, Chase	* 6-13	1-4	5-5	0	1	1	2	18	4	1	0	1	40-			
04	EMERY, Nick	* 1-6	1-5	0-1	0	2	2	3	3	2	1	0	1	18			
05	COLLINSWORTH, Kyle	* 9-18	1-2	1-1	0	5	5	3	20	3	2	0	1	29			
21	DAVIS, Kyle	* 5-12	0-1	2-2	2	9	11	1	12	2	2	4	2	34			
33	AUSTIN, Nate	* 2-2	0-0	0-1	1	3	4	4	4	0	2	0	2	19			
02	SELJAAS, Zac	1-6	0-3	0-0	0	4	4	2	2	0	2	0	0	14			
25	CHATMAN, Jordan	1-3	0-2	0-0	0	0	0	3	2	0	1	0	0	19			
31	SHAW, Braiden	0-0	0-0	2-2	0	0	0	0	2	0	0	0	0	1			
40	AYTES, Jamal	0-1	0-0	0-0	0	4	4	1	0	0	1	0	0	7			
44	KAUFUSI, Corbin	2-4	0-0	2-2	2	4	6	3	6	0	1	1	0	19			
Team				2	2	4											
Totals		27-65	3-17	12-14	7	34	41	22	69	11	11	7	5	200			

FG % 1st Half: 11-32 34.4% 2nd half: 16-33 48.5% Game: 27-65 41.5% Deadball
 3FG % 1st Half: 0-9 0.0% 2nd half: 3-8 37.5% Game: 3-17 17.6% Rebounds
 FT % 1st Half: 10-10 100.0 2nd half: 2-4 50.0% Game: 12-14 85.7% 0

Gonzaga 68 • 13-4, 5-1

#	Player	Total			3-Ptr			Rebounds			PF	TP	A	TO	Blk	Stl	Min
		FG-FGA	FG-FGA	FT-FTA	FG-FGA	FG-FGA	FT-FTA	Off	Def	Tot							
10	ALBERTS, Bryan	* 0-1	0-1	0-0	0	1	1	1	0	0	1	0	0	11			
11	SABONIS, Domantas	* 2-6	0-0	1-2	0	6	6	4	5	0	1	0	0	21			
13	PERKINS, Josh	* 2-8	1-3	6-6	0	6	6	3	11	7	2	0	3	39			
23	McCLELLAN, Eric	* 3-12	0-5	2-2	0	2	2	4	8	2	3	0	1	31			
33	WILTJER, Kyle	* 11-23	4-8	9-12	2	8	10	1	35	0	3	0	1	38			
00	MELSON, Silas	0-1	0-1	0-0	0	2	2	0	0	1	1	0	0	13			
03	DRANGINIS, Kyle	1-3	1-2	0-0	0	2	2	2	3	1	1	0	1	29			
25	EDWARDS, Ryan	2-3	0-0	2-2	1	2	3	1	6	0	0	2	1	18			
Team				3	4	7											
Totals		21-57	6-20	20-24	6	33	39	16	68	11	12	2	7	200			

FG % 1st Half: 10-28 35.7% 2nd half: 11-29 37.9% Game: 21-57 36.8% Deadball
 3FG % 1st Half: 4-12 33.3% 2nd half: 2-8 25.0% Game: 6-20 30.0% Rebounds
 FT % 1st Half: 12-15 80.0% 2nd half: 8-9 88.9% Game: 20-24 83.3% 0

Officials: Verne Harris, John Higgins, Michael Irving
 Technical fouls: BYU-None. Gonzaga-None.
 Attendance: 6000

Score by periods	1st	2nd	Total
BYU	32	37	69
Gonzaga	36	32	68

	Points	In	Off	2nd	Fast	Bench
	BYU	Paint	T/O	Chance	Break	
GON	40	8	11	6	12	9
BYU	20	12	10	4	9	3

Last FG - BYU 2nd-01:38, GON 2nd-02:39.
 Largest lead - BYU by 2 1st-19:43, GON by 13 2nd-15:10.
 BYU led for 06:46. GON led for 32:57. Game was tied for 00:17.

Score tied - 3 times.
 Lead changed - 14 times.

Official Basketball Box Score -- Game Totals -- Final Statistics
BYU vs Portland
01/16/16 3:00 PM at Portland, Ore. (Chiles Center)

BYU 81 • 13-6 (4-2 WCC)

#	Player	Total			3-Ptr			Rebounds			PF	TP	A	TO	Blk	Stl	Min
		FG-FGA	FG-FGA	FT-FTA	FG-FGA	FG-FGA	FT-FTA	Off	Def	Tot							
21	DAVIS, Kyle	f 6-11	1-2	7-9	0	6	6	5	20	2	2	2	2	34			
33	AUSTIN, Nate	f 2-3	0-0	3-5	6	5	11	3	7	0	1	0	0	27			
01	FISCHER, Chase	g 7-15	3-8	5-7	1	2	3	22	2	2	0	0	36				
04	EMERY, Nick	g 4-11	2-6	3-4	1	1	2	3	13	0	1	0	31				
05	COLLINSWORTH, Kyle	g 4-17	0-2	2-2	3	7	10	1	10	6	5	0	2	37			
02	SELJAAS, Zac	1-4	0-3	1-1	2	1	3	1	3	0	1	1	1	11			
25	CHATMAN, Jordan	0-5	0-1	0-0	0	1	1	2	0	0	0	1	0	10			
40	AYTES, Jamal	0-1	0-0	0-0	2	0	2	1	0	0	2	0	0	3			
44	KAUFUSI, Corbin	3-4	0-0	0-1	0	1	1	2	6	0	0	0	0	11			
Team				4	1	5											
Totals		27-71	6-22	21-29	19	25	44	21	81	10	14	4	8	200			

FG % 1st Half: 14-35 40.0% 2nd half: 13-36 36.1% Game: 27-71 38.0% Deadball
 3FG % 1st Half: 3-8 37.5% 2nd half: 3-14 21.4% Game: 6-22 27.3% Rebounds
 FT % 1st Half: 9-13 69.2% 2nd half: 12-16 75.0% Game: 21-29 72.4% 5,3

Portland 84 • 9-11 (3-4 WCC)

#	Player	Total			3-Ptr			Rebounds			PF	TP	A	TO	Blk	Stl	Min
		FG-FGA	FG-FGA	FT-FTA	FG-FGA	FG-FGA	FT-FTA	Off	Def	Tot							
10	TODD, Jason	f 0-3	0-2	3-4	0	2	2	1	3	0	1	1	0	15			
24	TAYLOR, Gabe	f 2-6	0-0	0-0	2	2	4	3	4	1	2	0	0	24			
32	BARRENO, Ray	c 1-3	0-0	0-0	1	7	8	3	2	1	1	0	0	22			
01	PRESSLEY, Bryce	g 8-15	2-7	3-4	1	5	6	2	21	3	1	0	1	35			
02	WINTERING, Alec	g 6-10	2-3	8-9	0	0	0	4	22	5	3	0	1	33			
05	TYSON, D'Marques	8-14	5-10	0-0	1	0	1	3	21	1	0	1	1	28			
11	RUSSELL, Colin	0-0	0-0	0-1	0	5	4	0	0	2	0	0	0	11			
15	HARTWICH, Philipp	0-0	0-0	0-0	0	0	0										

Official Basketball Box Score -- Game Totals -- Final Statistics
Brigham Young vs Pepperdine
01/23/16 5:05 p.m. at Malibu, Calif. (Firestone Fieldhouse)

Brigham Young 65 • 14-7, 5-3 WCC

Box score table for Brigham Young vs Pepperdine. Columns include Player, FG-FGA, 3-Ptr, FT-FTA, Rebounds (Off, Def, Tot), PF, TP, A, TO, Bk, Stl, Min.

FG % 1st Half: 10-34 29.4% 2nd half: 13-30 43.3% Game: 23-64 35.9%
3FG % 1st Half: 4-10 40.0% 2nd half: 2-12 16.7% Game: 6-22 27.3%
FT % 1st Half: 4-6 66.7% 2nd half: 9-13 69.2% Game: 13-19 68.4%

Pepperdine 71 • 13-7, 6-3 WCC

Box score table for Pepperdine vs Brigham Young. Columns include Player, FG-FGA, 3-Ptr, FT-FTA, Rebounds (Off, Def, Tot), PF, TP, A, TO, Bk, Stl, Min.

FG % 1st Half: 14-35 40.0% 2nd half: 16-28 57.1% Game: 30-63 47.6%
3FG % 1st Half: 2-7 28.6% 2nd half: 2-5 40.0% Game: 4-12 33.3%
FT % 1st Half: 0-0 0.0% 2nd half: 7-13 53.8% Game: 7-13 53.8%

Officials: Gregory Nixon, Horace Shields, Dennis Flannery
Technical fouls: Brigham Young-None. Pepperdine-None.
Attendance: 3019

Score by periods table for Brigham Young vs Pepperdine. Columns: 1st, 2nd, Total. Points, In, Off, 2nd, Fast, Bench.

Last FG - BYU 2nd-03:31, PEP 2nd-01:52.
Largest lead - BYU by 4 1st-07:06, PEP by 6 2nd-05:23.
BYU led for 08:57, PEP led for 19:57. Game was tied for 11:06.

Score tied - 17 times.
Lead changed - 18 times.

Official Basketball Box Score -- Game Totals -- Final Statistics
Loyola Marymount vs BYU
01/28/16 9:05 pm at Provo, Utah, Marriott Center

Loyola Marymount 62 • 10-11, 3-7 WCC

Box score table for Loyola Marymount vs BYU. Columns include Player, FG-FGA, 3-Ptr, FT-FTA, Rebounds (Off, Def, Tot), PF, TP, A, TO, Bk, Stl, Min.

FG % 1st Half: 10-30 33.3% 2nd half: 11-34 32.4% Game: 21-64 32.8%
3FG % 1st Half: 1-9 11.1% 2nd half: 1-13 7.7% Game: 2-22 9.1%
FT % 1st Half: 3-4 75.0% 2nd half: 15-21 71.4% Game: 18-25 72.0%

BYU 87 • 15-7, 6-3 WCC

Box score table for BYU vs Loyola Marymount. Columns include Player, FG-FGA, 3-Ptr, FT-FTA, Rebounds (Off, Def, Tot), PF, TP, A, TO, Bk, Stl, Min.

FG % 1st Half: 13-29 44.8% 2nd half: 19-34 55.9% Game: 32-63 50.8%
3FG % 1st Half: 5-14 35.7% 2nd half: 3-10 30.0% Game: 8-24 33.3%
FT % 1st Half: 7-12 58.3% 2nd half: 8-12 66.7% Game: 15-24 62.5%

Officials: Verne Harris, Shawn Lehigh, Tom O'Neill
Technical fouls: Loyola Marymount-None. BYU-None.
Attendance: 12816

Score by periods table for BYU vs Loyola Marymount. Columns: 1st, 2nd, Total. Points, In, Off, 2nd, Fast, Bench.

Last FG - LMU 2nd-02:17, BYU 2nd-00:51.
Largest lead - LMU by 8 1st-17:36, BYU by 30 2nd-04:36.
LMU led for 09:36, BYU led for 29:09. Game was tied for 01:15.

Score tied - 1 time.
Lead changed - 1 time.

Official Basketball Box Score -- Game Totals -- Final Statistics
Pepperdine vs BYU
01/30/16 8:05 pm at Provo, Utah, Marriott Center

Pepperdine 77 • 14-8, 7-4 WCC

Box score table for Pepperdine vs BYU. Columns include Player, FG-FGA, 3-Ptr, FT-FTA, Rebounds (Off, Def, Tot), PF, TP, A, TO, Bk, Stl, Min.

FG % 1st Half: 18-31 58.1% 2nd half: 10-28 35.7% Game: 28-59 47.5%
3FG % 1st Half: 2-7 28.6% 2nd half: 1-6 16.7% Game: 3-13 23.1%
FT % 1st Half: 7-11 63.6% 2nd half: 11-17 64.7% Game: 18-28 64.3%

BYU 88 • 16-7, 7-3 WCC

Box score table for BYU vs Pepperdine. Columns include Player, FG-FGA, 3-Ptr, FT-FTA, Rebounds (Off, Def, Tot), PF, TP, A, TO, Bk, Stl, Min.

FG % 1st Half: 20-32 62.5% 2nd half: 10-29 34.5% Game: 30-61 49.2%
3FG % 1st Half: 7-11 63.6% 2nd half: 1-10 10.0% Game: 8-21 38.1%
FT % 1st Half: 6-10 60.0% 2nd half: 14-20 70.0% Game: 20-30 66.7%

Officials: Michael Greenstein, Jimmy Casas, Kelly Pfeifer
Technical fouls: Pepperdine-None. BYU-None.
Attendance: 18987
Marriott Center sellout; K Collinsworth becomes BYU all-time leading rebounder.

Score by periods table for BYU vs Pepperdine. Columns: 1st, 2nd, Total. Points, In, Off, 2nd, Fast, Bench.

Last FG - PEP 2nd-00:26, BYU 2nd-04:42.
Largest lead - PEP by 6 1st-19:26, BYU by 13 1st-03:05.
PEP led for 05:45, BYU led for 33:16. Game was tied for 00:59.

Score tied - 1 time.
Lead changed - 1 time.

Official Basketball Box Score -- Game Totals -- Final Statistics
Saint Mary's vs BYU
02/04/16 7:05 pm at Provo, Utah, Marriott Center

Saint Mary's 59 • 18-3, 9-2 WCC

Box score table for Saint Mary's vs BYU. Columns include Player, FG-FGA, 3-Ptr, FT-FTA, Rebounds (Off, Def, Tot), PF, TP, A, TO, Bk, Stl, Min.

FG % 1st Half: 14-31 45.2% 2nd half: 7-30 23.3% Game: 21-61 34.4%
3FG % 1st Half: 2-9 22.2% 2nd half: 4-14 28.6% Game: 6-23 26.1%
FT % 1st Half: 7-9 77.8% 2nd half: 4-4 100.0% Game: 11-13 84.6%

BYU 70 • 17-7, 8-3 WCC

Box score table for BYU vs Saint Mary's. Columns include Player, FG-FGA, 3-Ptr, FT-FTA, Rebounds (Off, Def, Tot), PF, TP, A, TO, Bk, Stl, Min.

FG % 1st Half: 13-31 41.9% 2nd half: 12-25 48.0% Game: 25-56 44.6%
3FG % 1st Half: 5-14 35.7% 2nd half: 2-8 25.0% Game: 7-22 31.8%
FT % 1st Half: 2-2 100.0% 2nd half: 11-19 57.9% Game: 13-21 61.9%

Officials: Tony Padilla, John Higgins, Kelly Self
Technical fouls: Saint Mary's-None. BYU-None.
Attendance: 14897

Score by periods table for BYU vs Saint Mary's. Columns: 1st, 2nd, Total. Points, In, Off, 2nd, Fast, Bench.

Last FG - SMC 2nd-03:32, BYU 2nd-05:26.
Largest lead - SMC by 6 1st-01:08, BYU by 13 2nd-05:26.
SMC led for 09:15, BYU led for 28:02. Game was tied for 02:43.

Score tied - 4 times.
Lead changed - 6 times.

Official Basketball Box Score -- Game Totals -- Final Statistics
Pacific vs BYU
02/06/16 2:05 pm at Provo, Utah, Marriott Center

Pacific 77 • 7-15, 5-7 WCC

#	Player	Total			3-Ptr			Rebounds			PF	TP	A	TO	Blk	Stl	Min
		FG	FGA	FT	FTA	FG	FGA	FT	FTA	Off							
02	WALLACE, T.J.	* 3	10	2	7	7	8	4	2	6	1	15	3	4	1	3	34
03	KOBRE, Alec	* 5	14	3	10	4	4	1	3	4	4	17	1	3	0	0	32
04	VUKO, Tonko	* 3	4	0	0	2	2	0	1	1	4	8	2	1	0	0	24
12	THOMPSON, Eric	* 3	3	0	0	2	2	0	8	8	4	8	0	2	3	0	24
22	BOWLES, Ray	* 1	4	1	1	4	7	2	2	4	5	7	2	0	0	0	23
00	HAYNES, Maleke	0	1	0	1	0	0	0	0	0	1	0	2	1	0	0	10
15	URSERY, D.J.	1	2	1	1	6	6	0	1	1	2	9	1	0	0	1	10
21	LAMPKIN, Jacob	3	7	0	0	0	2	2	3	3	6	1	1	0	0	14	
24	TAYLOR, David	1	3	0	1	0	0	0	1	1	0	2	1	1	0	1	12
33	THEODOROU, Ilias	2	4	1	3	0	0	2	2	2	5	0	1	0	0	11	
35	ELERAKY, Sami	0	1	0	0	0	0	0	1	1	2	0	1	1	0	6	
Team								3		8		11		28		77	
Totals		22-53		8-24		25-29		10 31 41		28		77		14 15 4		5	

FG % 1st Half: 12-28 42.9% 2nd half: 10-25 40.0% Game: 22-53 41.5% Deadball Rebounds 3
3FG % 1st Half: 6-15 40.0% 2nd half: 2-9 22.2% Game: 8-24 33.3%
FT % 1st Half: 2-4 50.0% 2nd half: 23-25 92.0% Game: 25-29 86.2%

BYU 72 • 17-8, 8-4 WCC

#	Player	Total			3-Ptr			Rebounds			PF	TP	A	TO	Blk	Stl	Min
		FG	FGA	FT	FTA	FG	FGA	FT	FTA	Off							
01	FISCHER, Chase	* 3	14	3	9	14	14	0	1	1	4	23	2	1	0	2	38
04	EMERY, Nick	* 5	15	0	6	3	3	0	0	0	5	13	1	1	0	1	28
05	COLLINSWORTH, Kyle	* 2	8	0	0	5	8	5	7	12	1	9	4	3	2	3	26
21	DAVIS, Kyle	* 8	11	0	0	5	10	2	3	5	4	21	1	2	1	2	26
04	HARTSOCK, Jakob	* 2	6	2	5	0	0	1	0	1	1	6	0	0	0	0	14
32	SELJAAS, Zac	0	2	0	2	0	0	0	3	3	1	0	0	0	0	0	12
25	CHATMAN, Jordan	0	1	0	1	0	0	0	0	0	2	0	0	1	0	0	6
33	AUSTIN, Nate	0	0	0	0	0	0	1	3	4	3	0	1	2	0	0	15
44	KAUFUSI, Corbin	0	2	0	0	0	0	3	3	6	3	0	0	1	1	0	25
Team								2		4		3		0		25	
Totals		20-59		5-23		27-35		14 22 36		24		72		9 11 4		8	

FG % 1st Half: 13-29 44.8% 2nd half: 7-30 23.3% Game: 20-59 33.9% Deadball Rebounds 2
3FG % 1st Half: 4-13 30.8% 2nd half: 1-10 10.0% Game: 5-23 21.7%
FT % 1st Half: 4-6 66.7% 2nd half: 23-25 92.0% Game: 27-35 77.1%

Officials: Dick Cartmell, Michael Irving, Nate Harris
Technical fouls: Pacific-None. BYU-None.
Attendance: 16069

Score by periods	1st	2nd	Total
Pacific	32	45	77
BYU	34	38	72

Points	In	Off	2nd	Fast	Bench
PACMBB	18	13	10	2	22
BYU	28	19	13	6	0

Last FG - PACMBB 2nd-03:30, BYU 2nd-02:42.
Largest lead - PACMBB by 6 2nd-01:38, BYU by 7 1st-15:35.
PACMBB led for 12:39. BYU led for 21:49. Game was tied for 05:32.

Score tied - 12 times.
Lead changed - 17 times.

Official Basketball Box Score -- Game Totals -- Final Statistics
BYU vs San Francisco
02/11/16 7:07 PM at San Francisco, CA (The Sobrato Center)

BYU 114 • 18-8 (8-5)

#	Player	Total			3-Ptr			Rebounds			PF	TP	A	TO	Blk	Stl	Min
		FG	FGA	FT	FTA	FG	FGA	FT	FTA	Off							
01	FISCHER, Chase	* 6	12	2	6	8	10	0	1	1	1	22	0	1	0	0	33
04	EMERY, Nick	* 12	15	10	12	3	3	0	2	2	4	37	5	2	0	0	33
05	COLLINSWORTH, Kyle	* 8	12	1	2	0	0	6	6	2	17	8	5	0	1	32	
21	DAVIS, Kyle	* 5	11	0	0	2	3	3	3	6	2	12	1	1	2	0	18
44	KAUFUSI, Corbin	* 2	5	0	0	6	10	3	7	10	3	10	0	0	2	0	21
02	SELJAAS, Zac	1	2	1	2	2	4	1	6	7	4	5	4	2	0	0	23
24	GUINN, Davin	0	0	0	0	0	0	1	0	1	1	0	0	1	0	0	2
25	CHATMAN, Jordan	4	8	3	4	0	0	0	1	1	11	2	0	1	0	19	
31	SHAW, Braiden	0	0	0	0	0	0	1	1	2	0	0	0	0	0	0	2
33	AUSTIN, Nate	0	0	0	0	0	0	0	1	1	0	0	0	0	0	0	1
34	HARTSOCK, Jakob	0	1	0	0	0	0	0	0	0	2	0	0	0	0	0	14
40	AYTES, Jamal	0	0	0	0	0	0	0	1	1	0	0	0	0	0	0	2
Team								1		3		4		20		114	
Totals		38-66		17-27		21-30		10 32 42		20		114		20 12 5		1	

FG % 1st Half: 21-36 58.3% 2nd half: 17-30 56.7% Game: 38-66 57.6% Deadball Rebounds 2
3FG % 1st Half: 9-14 64.3% 2nd half: 8-13 61.5% Game: 17-27 63.0%
FT % 1st Half: 7-10 70.0% 2nd half: 14-20 70.0% Game: 21-30 70.0%

San Francisco 89 • 13-11 (6-7)

#	Player	Total			3-Ptr			Rebounds			PF	TP	A	TO	Blk	Stl	Min
		FG	FGA	FT	FTA	FG	FGA	FT	FTA	Off							
01	WATSON, Devin	* 9	16	1	3	10	13	1	1	2	1	29	7	4	0	1	33
02	OFEGBU, Uche	* 2	5	0	3	0	0	0	4	4	3	4	0	1	0	1	24
03	BOYCE, Ronnie	* 6	17	1	8	2	2	0	2	2	15	2	2	0	2	26	
13	REYNOLDS, Dont'e	* 2	5	0	0	2	5	10	2	4	1	0	1	3	28		
32	DERKSEN, Tim	* 9	16	3	5	4	8	5	25	2	1	0	1	0	1	34	
10	McCARTHY, Matt	0	3	0	0	1	2	2	1	3	1	1	0	0	0	9	
11	SMITH, Marquill	1	6	0	3	0	0	1	1	2	1	2	0	0	0	15	
15	RENFOR, Nate	2	3	0	0	1	3	1	2	2	5	0	0	0	0	10	
22	FOSTER, Chase	0	1	0	0	0	0	1	1	1	0	1	1	0	0	7	
30	GREENAN, Sean	1	2	1	2	1	2	0	3	3	0	4	0	0	0	11	
45	DJORDJEVIC, Mladen	0	1	0	0	0	0	0	0	0	0	0	0	0	0	3	
Team								3		1		4		18		89	
Totals		32-75		6-24		19-28		16 25 41		18		89		13 9 1		9	

FG % 1st Half: 16-39 41.0% 2nd half: 16-36 44.4% Game: 32-75 42.7% Deadball Rebounds 4
3FG % 1st Half: 4-13 30.8% 2nd half: 2-11 18.2% Game: 6-24 25.0%
FT % 1st Half: 3-4 75.0% 2nd half: 16-24 66.7% Game: 19-28 67.9%

Officials: Randy McCall, Larry Spaulding, Bill Vinovich
Technical fouls: BYU-None. San Francisco-None.
Attendance: 1420

Score by periods	1st	2nd	Total
BYU	58	56	114
San Francisco	39	50	89

Points	In	Off	2nd	Fast	Bench
BYU	38	18	9	0	16
USF	46	10	8	4	12

Last FG - BYU 2nd-01:54, USF 2nd-04:00.
Largest lead - BYU by 26 2nd-07:39, USF by 3 1st-18:40.
BYU led for 37:16. USF led for 00:43. Game was tied for 02:01.

Score tied - 2 times.
Lead changed - 2 times.

Official Basketball Box Score -- Game Totals -- Final Statistics
BYU vs Santa Clara
02/13/16 1 p.m. at Leavey Center, Santa Clara, Calif.

BYU 96 • 19-8, 10-4 WCC

#	Player	Total			3-Ptr			Rebounds			PF	TP	A	TO	Blk	Stl	Min
		FG	FGA	FT	FTA	FG	FGA	FT	FTA	Off							
21	DAVIS, Kyle	f 5	10	0	0	1	7	8	1	10	0	0	1	0	0	25	
44	KAUFUSI, Corbin	c 4	5	0	0	1	1	2	5	7	2	9	1	2	2	0	18
04	FISCHER, Chase	g 6	9	3	4	7	8	0	5	5	0	22	6	1	0	1	35
01	EMERY, Nick	g 13	21	3	8	2	2	2	2	2	31	1	0	0	1	30	
05	COLLINSWORTH, Kyle	g 7	9	0	0	1	6	7	2	15	8	3	0	1	28		
02	SELJAAS, Zac	0	0	0	0	0	2	2	4	0	1	0	0	0	0	14	
24	GUINN, Davin	0	2	0	0	0	1	1	2	0	0	0	0	0	0	5	
25	CHATMAN, Jordan	1	4	0	0	0	3	3	4	2	2	0	0	0	0	22	
31	SHAW, Braiden	1	1	0	0	0	1	0	1	0	2	0	0	0	0	5	
33	AUSTIN, Nate	0	0	0	0	0	2	2	1	0							

Official Basketball Box Score -- Game Totals -- Final Statistics
San Diego vs BYU
02/20/16 7:05 pm at Provo, Utah, Marriott Center

San Diego 33 • 8-19, 3-13

#	Player	Total		3-Ptr		Rebounds			PF	TP	A	TO	Bk	Stl	Min
		FG	FGA	FG	FGA	FT	FTA	Off							
03	CARTER III, Olin	* 1-7	0-4	0-0	0 1 1	2	2	0	1	0	0	20			
04	PUSICA, Vasa	* 1-5	0-1	1-1	0 2 2	0	3	1	1	0	0	21			
11	HARRIS, Marcus	* 1-3	0-2	0-0	0 1 1	2	2	0	1	0	1	20			
32	BAILEY, Brett	* 4-6	0-1	1-2	0 3 3	2	9	1	1	0	1	17			
33	KOK, Jito	* 1-1	0-0	0-0	0 1 1	0	2	1	2	3	0	14			
00	BEDART-GHANI, Khalil	1-5	0-2	0-2	0 1 1	1	2	0	1	0	1	12			
01	WILLIAMS, Tyler	2-7	0-1	1-2	1 1 2	1	5	0	2	0	0	24			
10	SANADZE, Duda	2-12	0-3	0-1	1 3 4	2	4	1	1	0	0	18			
12	NEUBAUER, Cameron	0-2	0-2	1-2	0 2 2	1	1	1	1	0	0	14			
15	FLORESCA, Alex	1-3	0-0	1-1	0 2 2	3	3	0	2	0	0	20			
21	SUMMY, Hunter	0-5	0-3	0-0	1 0 1	2	0	0	0	0	0	8			
24	OSHITA, Christian	0-1	0-1	0-0	0 1 1	0	0	0	1	0	0	12			
	Team				4 3 7										
	Totals	14-57	0-20	5-11	7 21 28	16	33	5	14	3	3	200			

FG % 1st Half: 5-31 16.1% 2nd half: 9-26 34.6% Game: 14-57 24.6%
 3FG % 1st Half: 0-10 0.0% 2nd half: 0-10 0.0% Game: 0-20 0.0%
 FT % 1st Half: 1-2 50.0% 2nd half: 4-9 44.4% Game: 5-11 45.5%

BYU 91 • 21-8, 12-4

#	Player	Total		3-Ptr		Rebounds			PF	TP	A	TO	Bk	Stl	Min
		FG	FGA	FG	FGA	FT	FTA	Off							
01	FISCHER, Chase	* 3-11	1-8	1-1	0 3 3	1	8	3	0	0	2	29			
04	EMERY, Nick	* 7-12	3-6	0-0	2 7 9	0	17	5	4	0	0	28			
05	COLLINSWORTH, Kyle	* 5-11	0-0	2-2	1 6 7	2	12	3	1	0	1	22			
21	DAVIS, Kyle	* 4-5	0-0	0-1	0 2 2	3	8	0	1	1	1	15			
44	KAUFUSI, Corbin	* 1-1	0-0	1-2	1 4 5	4	3	2	0	3	1	13			
02	SELJAAS, Zac	5-7	3-4	0-0	1 1 2	0	13	4	0	0	0	24			
24	GUINN, Davin	3-3	1-1	2-4	1 0 1	0	9	0	0	0	0	8			
25	CHATMAN, Jordan	3-6	2-5	0-0	1 4 5	1	8	4	2	0	0	22			
31	SHAW, Braidon	0-0	0-0	0-1	0 3 3	2	0	1	1	1	2	8			
33	AUSTIN, Nate	1-2	0-0	1-2	1 3 4	2	3	1	0	0	0	12			
34	HARTSOCK, Jakob	2-3	2-3	0-0	0 3 3	0	6	2	0	2	1	12			
40	AYTES, Jamal	2-2	0-0	0-0	0 0 0	0	4	0	0	0	0	6			
	Team				1 4 5										
	Totals	36-63	12-27	7-13	9 40 49	15	91	25	9	7	8	199			

FG % 1st Half: 16-35 45.7% 2nd half: 20-28 71.4% Game: 36-63 57.1%
 3FG % 1st Half: 5-16 31.3% 2nd half: 7-11 63.6% Game: 12-27 44.4%
 FT % 1st Half: 2-3 66.7% 2nd half: 5-10 50.0% Game: 7-13 53.8%

Officials: Randy McCall, Glen Mayberry, Steve Olson
 Technical fouls: San Diego-None. BYU-None.
 Attendance: 16324

Score by periods	1st	2nd	Total
San Diego	11	22	33
BYU	39	52	91

Last FG - USD 2nd-01:47, BYU 2nd-01:00.
 Largest lead - USD None, BYU by 58 2nd-01:00.
 USD led for 00:00. BYU led for 39:28. Game was tied for 00:30.

Score tied - 0 times.
 Lead changed - 0 times.

Official Basketball Box Score -- Game Totals -- Final Statistics
Portland vs BYU
02/25/16 9:05 pm at Provo, Utah, Marriott Center

Portland 81 • 12-18, 6-11 WCC

#	Player	Total		3-Ptr		Rebounds			PF	TP	A	TO	Bk	Stl	Min
		FG	FGA	FG	FGA	FT	FTA	Off							
01	PRESSLEY, Bryce	* 5-7	1-1	4-4	1 3 4	3	15	6	2	1	2	31			
02	WINTERING, Alec	* 1-10	0-2	3-5	1 1 2	2	5	6	2	0	1	30			
05	TYSON, D'Marques	* 3-12	3-9	0-0	0 1 1	4	9	0	1	0	0	21			
24	TAYLOR, Gabe	* 3-6	0-0	1-2	2 3 5	0	7	0	1	2	0	17			
32	BARRENO, Ray	* 5-5	0-0	0-0	4 7 11	1	10	0	0	2	0	15			
00	HALLINAN, Xavier	0-1	0-1	0-0	0 0 0	1	0	1	0	1	0	2			
03	JACKSON, Rashad	0-1	0-1	0-0	0 1 1	0	0	0	0	0	0	2			
10	TODD, Jason	2-2	0-0	0-0	0 1 1	0	4	2	4	0	1	18			
11	RUSSELL, Colin	0-0	0-0	0-0	0 0 0	0	0	0	0	0	0	2			
15	HARTWICH, Philipp	2-2	0-0	0-0	0 1 1	1	4	0	0	0	0	12			
20	LIVINGSTON, Max	2-6	2-6	1-1	0 1 1	1	7	1	0	0	0	12			
22	JOHNSON, Jazz	6-9	4-4	1-2	1 0 1	3	17	2	3	0	1	17			
33	MARSHALL, Jarrel	1-7	1-2	0-0	0 2 2	2	3	1	1	0	1	21			
	Team				3 2 5										
	Totals	30-68	11-26	10-14	12 23 35	18	81	19	15	5	6	200			

FG % 1st Half: 11-30 36.7% 2nd half: 19-38 50.0% Game: 30-68 44.1%
 3FG % 1st Half: 3-8 37.5% 2nd half: 8-18 44.4% Game: 11-26 42.3%
 FT % 1st Half: 7-9 77.8% 2nd half: 3-5 60.0% Game: 10-14 71.4%

BYU 99 • 22-8, 13-4 WCC

#	Player	Total		3-Ptr		Rebounds			PF	TP	A	TO	Bk	Stl	Min
		FG	FGA	FG	FGA	FT	FTA	Off							
01	FISCHER, Chase	* 8-15	3-7	2-2	0 4 4	0	21	2	2	0	3	33			
04	EMERY, Nick	* 7-17	3-10	1-2	1 3 4	2	18	4	1	0	3	33			
05	COLLINSWORTH, Kyle	* 5-8	0-0	4-5	4 6 10	2	14	16	3	0	2	34			
21	DAVIS, Kyle	* 4-6	0-0	3-4	1 3 4	2	11	2	2	0	2	23			
44	KAUFUSI, Corbin	* 2-2	0-0	2-4	3 3 6	2	6	0	2	1	0	12			
02	SELJAAS, Zac	4-8	2-6	0-0	1 2 3	3	10	5	0	0	1	25			
24	GUINN, Davin	0-2	0-1	2-2	1 2 3	0	2	0	0	0	0	2			
25	CHATMAN, Jordan	4-7	3-5	2-2	0 1 1	1	13	1	1	0	0	26			
31	SHAW, Braidon	0-0	0-0	0-1	2 1 3	1	0	0	1	0	0	2			
33	AUSTIN, Nate	1-1	0-0	0-0	0 1 1	0	2	0	0	0	1	5			
34	HARTSOCK, Jakob	0-1	0-1	0-0	0 1 1	0	0	0	0	0	0	3			
40	AYTES, Jamal	1-2	0-0	0-0	0 0 0	0	2	0	0	0	0	2			
	Team				1 1 2										
	Totals	36-69	11-30	16-22	14 28 42	13	99	30	12	3	10	200			

FG % 1st Half: 19-36 52.8% 2nd half: 17-33 51.5% Game: 36-69 52.2%
 3FG % 1st Half: 7-17 41.2% 2nd half: 4-13 30.8% Game: 11-30 36.7%
 FT % 1st Half: 8-11 72.7% 2nd half: 8-11 72.7% Game: 16-22 72.7%

Officials: Bob Staffen, Deron White, Brent Meaux
 Technical fouls: Portland-None. BYU-None.
 Attendance: 13497

Score by periods	1st	2nd	Total
Portland	32	49	81
BYU	53	46	99

Last FG - POR 2nd-01:44, BYU 2nd-01:28.
 Largest lead - POR by 5 1st-18:52, BYU by 25 2nd-13:25.
 POR led for 03:51. BYU led for 32:06. Game was tied for 03:48.

Score tied - 4 times.
 Lead changed - 1 time.

Official Basketball Box Score -- Game Totals -- Final Statistics
Gonzaga vs BYU
02/27/16 6:05 pm at Provo, Utah, Marriott Center

Gonzaga 71 • 23-7, 15-3 WCC

#	Player	Total		3-Ptr		Rebounds			PF	TP	A	TO	Bk	Stl	Min
		FG	FGA	FG	FGA	FT	FTA	Off							
03	DRANGINIS, Kyle	* 2-5	2-5	0-1	0 3 3	2	6	4	1	0	4	31			
11	SABONIS, Domantas	* 6-11	0-0	3-6	1 13 14	5	15	2	5	2	1	35			
13	PERKINS, Josh	* 3-6	0-2	2-2	0 2 2	2	8	5	0	2	2	38			
23	MCLELLAN, Eric	* 3-6	0-1	0-0	0 4 4	3	6	3	3	1	1	22			
33	WILTJER, Kyle	* 6-14	2-7	7-8	1 6 7	2	21	0	2	1	0	35			
00	MELSON, Silas	4-9	2-4	3-5	0 3 3	3	13	0	2	0	0	29			
10	ALBERTS, Bryan	0-0	0-0	0-0	0 0 0	1	0	0	0	0	0	2			
25	EDWARDS, Ryan	0-0	0-0	2-2	0 2 2	2	2	0	0	2	0	8			
	Team				1 2 3										
	Totals	24-51	6-19	17-24	3 35 38	20	71	14	13	6	8	200			

FG % 1st Half: 14-24 58.3% 2nd half: 10-27 37.0% Game: 24-51 47.1%
 3FG % 1st Half: 5-10 50.0% 2nd half: 1-9 11.1% Game: 6-19 31.6%
 FT % 1st Half: 5-6 83.3% 2nd half: 12-18 66.7% Game: 17-24 70.8%

BYU 68 • 22-9, 13-5 WCC

#	Player	Total		3-Ptr		Rebounds			PF	TP	A	TO	Bk	Stl	Min
		FG	FGA	FG	FGA	FT	FTA	Off							
01	FISCHER, Chase	* 6-14	3-8	3-3	0 2 2	1	18	2	1	0	2	39			
04	EMERY, Nick	* 4-16	3-10	0-0	1 5 6	5	11	2	1	0	0	33			
05	COLLINSWORTH, Kyle	* 4-14	2-3	5-8	3 12 15	2	15	8	2	1	2	34			
21	DAVIS, Kyle	* 2-4	0-1	0-1	1 1 2	4	4	0	1	2	0	15			
44	KAUFUSI, Corbin	* 1-3	0-0	3-4	2 3 5	2	5	0	2	0	0	17			
02	SELJAAS, Zac	2-8	2-6	3-4	2 2 4	4	9	5	2	1	2	33			
25	CHATMAN, Jordan	0-3	0-2	0-0	0 0 0	1	0	0	0	0	1	8			
33	AUSTIN, Nate	3-3	0-0	0-0	3 1 4	2	6	0	0	1	1	16			
34	HARTSOCK, Jakob	0-2	0-2	0-0	0 0 0	0	0	0	0	0	0	5			
	Team				1 1 2										
	Totals	22-67	10-32	14-20	13 27 40	21	68	17	9	5	8	200			

FG % 1st Half: 11-37 29.7% 2nd half: 11-30 36.7% Game: 22-67 32.8%
 3FG % 1st Half: 7-20 35.0% 2nd half: 3-12 25.0% Game: 10-32 31.3%
 FT % 1st Half: 5-7 71.4% 2nd half: 9-13 69.2% Game: 14-20 70.0%

Officials: David Hall, Larry Spaulding, Michael Greenstein
 Technical fouls: Gonzaga-DRANGINIS, Kyle. BYU-None.
 Attendance: 18987

Score by periods	1st	2nd	Total
Gonzaga	38	33	71
BYU	34	34	68

Last FG - GON 2nd-01:20, BYU 2nd-01:05.
 Largest lead - GON by 12 2nd-09:57, BYU by 6 1st-08:43.
 GON led for 30:50. BYU led for 07:46. Game was tied for 01:24.

Score tied - 2 times.
 Lead changed - 10 times.

Official Basketball Box Score -- Game Totals -- Final Statistics
Santa Clara vs BYU
03/05/16

Official Basketball Box Score -- Game Totals -- Final Statistics
BYU vs Gonzaga
03/07/16 8:30 PM at The Orleans Arena (Las Vegas, NV)

BYU 84 • 23-10

#	Player	Total			3-Ptr			Rebounds			PF	TP	A	TO	Bk	Stl	Min
		FG	FGA	FT	FTA	FG	FGA	FT	FTA	Off							
21	DAVIS, Kyle	r	2-3	0-0	3-4	4	0	4	4	7	1	1	1	0	0	13	
44	KAUFUSI, Corbin	c	3-4	0-0	0-0	2	4	6	4	6	0	0	1	2	23		
01	FISCHER, Chase	g	4-16	3-11	4-5	0	1	1	2	15	2	1	0	0	32		
04	EMERY, Nick	g	10-19	5-11	2-3	1	4	5	3	27	4	2	0	3	40		
05	COLLINSWORTH, Kyle	g	7-17	0-1	2-2	4	7	11	2	16	6	5	0	1	40		
02	SELJAAS, Zac	g	3-7	2-3	1-1	0	0	0	3	9	0	0	0	1	32		
25	CHATMAN, Jordan	g	0-1	0-0	0-0	0	0	0	0	0	0	0	0	0	8		
33	AUSTIN, Nate	g	2-3	0-0	0-0	1	3	4	4	4	0	1	1	2	12		
	Team					1	1	2									
Totals			31-70	10-26	12-15	13	20	33	22	84	13	10	3	9	200		

FG % 1st Half: 18-36 50.0% 2nd half: 13-34 38.2% Game: 31-70 44.3% Deadball
 3FG % 1st Half: 5-10 50.0% 2nd half: 5-16 31.3% Game: 10-26 38.5% Rebounds
 FT % 1st Half: 6-7 85.7% 2nd half: 6-8 75.0% Game: 12-15 80.0%

Gonzaga 88 • 25-7

#	Player	Total			3-Ptr			Rebounds			PF	TP	A	TO	Bk	Stl	Min
		FG	FGA	FT	FTA	FG	FGA	FT	FTA	Off							
11	SABONIS, Domantas	r	6-6	0-0	6-9	5	9	14	1	18	3	7	1	1	39		
33	WILTJER, Kyle	r	10-18	5-7	4-5	1	7	8	1	29	0	4	2	0	37		
00	DRANGINIS, Kyle	g	2-7	1-6	2-3	1	6	7	3	7	3	1	1	1	36		
13	PERKINS, Josh	g	5-11	3-8	4-4	2	1	3	3	17	5	3	0	2	37		
23	McCLELLAN, Eric	g	5-12	3-5	2-2	2	2	4	2	15	1	0	0	0	32		
00	MELSON, Silas	g	0-3	0-2	2-2	0	1	1	2	2	1	0	0	0	15		
10	ALBERTS, Bryan	g	0-0	0-0	0-0	0	0	0	1	0	0	0	0	0	4		
	Team					1	2	3									
Totals			28-57	12-28	20-25	12	28	40	13	88	13	15	4	4	200		

FG % 1st Half: 17-30 56.7% 2nd half: 11-27 40.7% Game: 28-57 49.1% Deadball
 3FG % 1st Half: 8-13 61.5% 2nd half: 4-15 26.7% Game: 12-28 42.9% Rebounds
 FT % 1st Half: 5-6 83.3% 2nd half: 15-19 78.9% Game: 20-25 80.0%

Officials: Randy McCall, Dick Cartmell, Verne Harris
 Technical fouls: BYU-None. Gonzaga-None.
 Attendance: 8362
 WCC BASKETBALL CHAMPIONSHIPS - Semifinals
 Gonzaga is No. 2 Seed; BYU is No. 3 Seed

Score by periods	1st	2nd	Total
BYU	47	37	84
Gonzaga	47	41	88

Last FG - BYU 2nd-00:00, GON 2nd-02:15.
 Largest lead - BYU by 3 2nd-18:59, GON by 10 1st-07:20.
 BYU led for 01:46. GON led for 36:06. Game was tied for 02:08.

In Points Off 2nd Fast
 Paint T/O Chance Break Bench
 40 19 19 7 13
 28 13 19 0 2

Score tied - 2 times.
 Lead changed - 3 times.

Official Basketball Box Score -- Game Totals -- Final Statistics
UAB vs BYU
03/16/16 8:05 pm at Provo, Utah, Marriott Center

UAB 79 • 26-7

#	Player	Total			3-Ptr			Rebounds			PF	TP	A	TO	Bk	Stl	Min
		FG	FGA	FT	FTA	FG	FGA	FT	FTA	Off							
00	BAXTER, Hakeem	*	1-1	1-1	1-2	0	0	0	0	4	2	1	0	2	20		
02	NORTON, Nick	*	3-10	2-7	0-0	0	0	0	1	8	2	3	0	0	30		
03	COKLEY, Chris	*	5-9	0-0	3-3	2	5	7	2	13	2	1	2	3	22		
04	BROWN, Robert	*	8-15	5-9	8-8	1	3	4	2	29	2	4	0	1	31		
34	LEE, William	*	3-7	1-3	0-0	1	1	2	2	7	2	1	0	0	22		
01	WATTS, Denzell	*	1-4	0-1	0-0	0	0	0	0	2	0	0	0	0	14		
11	WILLIAMS, Dirk	*	3-8	3-7	1-2	0	3	2	10	1	1	1	0	0	19		
21	MEHINTI, Tosin	*	0-0	0-0	0-0	0	4	4	1	0	3	2	0	0	15		
22	MADISON, Tyler	*	0-0	0-0	0-0	0	0	0	0	0	0	0	0	0	4		
33	SMALLWOOD, Thomas	*	0-1	0-1	0-0	0	0	0	0	0	0	0	0	0	1		
35	SULLIVAN, Lewis	*	2-5	0-0	2-2	2	3	5	3	6	3	1	0	0	21		
45	LOVE, Lionel	*	0-0	0-0	0-0	0	0	0	0	0	0	0	0	0	1		
	Team					1	1	2									
Totals			26-60	12-29	15-17	7	20	27	13	79	17	14	5	6	200		

FG % 1st Half: 11-31 35.5% 2nd half: 15-29 51.7% Game: 26-60 43.3% Deadball
 3FG % 1st Half: 5-13 38.5% 2nd half: 7-16 43.8% Game: 12-29 41.4% Rebounds
 FT % 1st Half: 3-4 75.0% 2nd half: 12-13 92.3% Game: 15-17 88.2%

BYU 97 • 24-10

#	Player	Total			3-Ptr			Rebounds			PF	TP	A	TO	Bk	Stl	Min
		FG	FGA	FT	FTA	FG	FGA	FT	FTA	Off							
01	FISCHER, Chase	*	10-20	7-16	0-1	0	6	6	1	27	4	1	0	1	37		
04	EMERY, Nick	*	9-17	3-6	1-1	1	3	4	2	22	5	2	0	2	37		
05	COLLINSWORTH, Kyle	*	8-13	0-1	3-5	2	8	10	2	19	12	6	0	1	35		
21	DAVIS, Kyle	*	4-7	1-2	2-2	2	3	5	2	11	1	3	0	0	29		
44	KAUFUSI, Corbin	*	2-4	0-0	2-2	2	3	5	3	6	1	0	0	0	17		
02	SELJAAS, Zac	*	3-5	2-4	0-1	1	2	3	1	8	2	0	1	3	24		
24	GUINN, Davin	*	0-0	0-0	0-0	0	0	0	0	0	0	0	0	0	1		
25	CHATMAN, Jordan	*	0-1	0-1	0-0	0	1	1	0	0	0	0	0	0	7		
31	SHAW, Braidon	*	0-0	0-0	0-0	0	0	0	0	0	0	0	0	0	1		
33	AUSTIN, Nate	*	2-2	0-0	0-0	0	0	0	1	4	0	0	0	0	10		
34	HARTSOCK, Jakob	*	0-0	0-0	0-0	0	1	1	0	0	0	0	0	0	1		
40	AYTES, Jamal	*	0-0	0-0	0-0	0	0	0	0	0	0	0	0	0	1		
	Team					5	1	6									
Totals			38-69	13-30	8-12	13	28	41	12	97	26	12	1	7	200		

FG % 1st Half: 21-37 56.8% 2nd half: 17-32 53.1% Game: 38-69 55.1% Deadball
 3FG % 1st Half: 7-16 43.8% 2nd half: 6-14 42.9% Game: 13-30 43.3% Rebounds
 FT % 1st Half: 2-3 66.7% 2nd half: 6-9 66.7% Game: 8-12 66.7%

Officials: Randy McCall, Robert Lehigh, Deron White
 Technical fouls: UAB-None. BYU-None.
 Attendance: 8420
 NIT 1st Round

Score by periods	1st	2nd	Total
UAB	30	49	79
BYU	51	46	97

Last FG - UAB 2nd-01:00, BYU 2nd-01:55.
 Largest lead - UAB None, BYU by 22 2nd-04:29.
 UAB led for 00:00. BYU led for 39:36. Game was tied for 00:24.

In Points Off 2nd Fast
 Paint T/O Chance Break Bench
 18 8 7 0 18
 48 23 14 10 12

Score tied - 1 time.
 Lead changed - 0 times.

Official Basketball Box Score -- Game Totals -- Final Statistics
Virginia Tech vs BYU
03/18/16 7:31 pm at Provo, Utah, Marriott Center

Virginia Tech 77 • 20-15, 10-8 ACC

#	Player	Total			3-Ptr			Rebounds			PF	TP	A	TO	Bk	Stl	Min
		FG	FGA	FT	FTA	FG	FGA	FT	FTA	Off							
00	Shane Henry	*	0-0	0-0	0-0	0	1	1	0	0	0	0	0	0	4		
05	Justin Robinson	*	2-8	1-4	1-2	0	1	1	3	6	3	4	0	1	27		
10	Justin Bibbs	*	2-7	1-6	1-2	1	1	2	3	6	1	0	0	0	32		
23	Jalen Hudson	*	2-9	0-3	0-0	0	4	4	1	4	0	2	0	1	19		
32	Zach LeDay	*	6-17	1-5	4-7	7	7	14	2	27	0	0	0	4	34		
04	Seth Allen	*	8-14	2-5	4-6	0	1	1	4	22	3	0	1	1	29		
11	Devin Wilson	*	0-1	0-0	0-0	0	2	2	4	0	2	1	0	1	13		
15	Chris Clarke	*	4-5	0-0	1-1	1	6	7	4	9	2	1	0	2	12		
21	Satchel Pierce	*	0-0	0-0	0-0	1	1	2	1	0	1	1	1	0	5		
24	Kerry Blackshear	*	6-7	0-0	1-3	2	5	7	1	13	2	4	2	0	25		
	Team					4	0	4									
Totals			30-68	5-23	12-21	16	29	45	23	77	14	14	8	6	200		

FG % 1st Half: 15-36 41.7% 2nd half: 15-32 46.9% Game: 30-68 44.1% Deadball
 3FG % 1st Half: 2-11 18.2% 2nd half: 3-12 25.0% Game: 5-23 21.7% Rebounds
 FT % 1st Half: 2-4 50.0% 2nd half: 10-17 58.8% Game: 12-21 57.1%

BYU 80 • 25-10, 13-5 WCC

#	Player	Total			3-Ptr			Rebounds			PF	TP	A	TO	Bk	Stl	Min
		FG	FGA	FT	FTA	FG	FGA	FT	FTA	Off							
01	FISCHER, Chase	*	8-20	4-9	4-6	0	6	6	1	24	3	2	0	1	38		
04	EMERY, Nick	*	2-9	2-5	4-4	1	2	3	5	10	2	0	0	1	35		
05	COLLINSWORTH, Kyle	*	4-8	0-0	10-13	0	6	6	1	18	10	2	0	2	38		
21	DAVIS, Kyle	*	3-8	0-0	1-4	2	6	8	2	7	0</						

THE STAT CREW SYSTEM
BYU Combined Team Statistics (as of Mar 22, 2016)
All games

Overall record: 26-10 Conf: 13-5 Home: 16-2 Away: 6-6 Neutral: 4-2

#	Player	gp-gs	min	avg	Total		3-Point		F-Throw		Rebounds				pf	dq	a	to	blk	stl	pts	avg
					fg-fga	fg%	3fg-fga	3fg%	ft-fa	ft%	off	def	tot	avg								
01	FISCHER, Chase	36-36	1224	34.0	202-490	.412	110-299	.368	143-173	.827	13	86	99	2.8	60	1	76	52	2	39	657	18.3
04	EMERY, Nick	35-31	1095	31.3	198-463	.428	94-247	.381	77-90	.856	18	101	119	3.4	97	6	90	51	2	48	567	16.2
05	COLLINSWORTH, Kyl	36-35	1217	33.8	198-428	.463	9-37	.243	142-218	.651	85	213	298	8.3	73	0	270	121	20	69	547	15.2
21	DAVIS, Kyle	36-36	978	27.2	173-318	.544	7-15	.467	81-134	.604	82	186	268	7.4	91	1	46	67	48	24	434	12.1
02	SELJAAS, Zac	34-1	666	19.6	87-171	.509	67-130	.515	23-32	.719	19	79	98	2.9	59	1	41	20	13	20	264	7.8
44	KAUFUSI, Corbin	35-22	562	16.1	77-126	.611	0-0	.000	46-77	.597	58	95	153	4.4	96	3	10	35	41	12	200	5.7
15	TOOLSON, Jake	10-5	138	13.8	15-33	.455	7-19	.368	2-2	1.000	2	14	16	1.6	7	0	12	7	0	3	39	3.9
40	AYTES, Jamal	22-0	186	8.5	28-52	.538	0-0	.000	11-22	.500	11	24	35	1.6	29	0	3	16	1	1	67	3.0
25	CHATMAN, Jordan	35-0	350	10.0	34-91	.374	17-52	.327	7-10	.700	3	30	33	0.9	34	0	26	18	5	4	92	2.6
33	AUSTIN, Nate	36-12	556	15.4	38-64	.594	0-1	.000	17-32	.531	54	104	158	4.4	96	1	20	18	18	13	93	2.6
24	GUINN, Davin	9-0	26	2.9	4-10	.400	1-3	.333	5-8	.625	5	5	10	1.1	1	0	1	1	0	1	14	1.6
34	HARTSOCK, Jakob	23-2	141	6.1	11-40	.275	10-34	.294	0-0	.000	3	25	28	1.2	17	0	4	4	3	2	32	1.4
31	SHAW, Braiden	19-0	56	2.9	3-6	.500	0-0	.000	6-12	.500	5	10	15	0.8	9	0	3	3	1	4	12	0.6
Team											68	66	134				3					
Total.....		36	7225		1070-2301	.465	323-842	.384	560-810	.691	426	1043	1469	40.8	672	13	603	416	154	240	3023	84.0
Opponents.....		36	7227		917-2209	.415	276-835	.331	510-708	.720	349	950	1299	36.1	712	11	491	470	128	196	2620	72.8

TEAM STATISTICS	BYU	OPP	Date	Opponent	Score	Att.
SCORING	3023	2620	11/13/15	UTAH VALLEY	w	85-54 17683
Points per game	84.0	72.8	11/16/15	at Long Beach State	L	65-66 3412
Scoring margin	+11.2	-	11/20/15	ADAMS STATE	w	97-56 12976
FIELD GOALS-ATT	1070-2301	917-2209	11/25/15	MISSISSIPPI VALLEY	w	75-68 15467
Field goal pct	.465	.415	11/28/15	BELMONT	w	95-81 13712
3 POINT FG-ATT	323-842	276-835	12/02/15	at Utah	L	75-83 15131
3-point FG pct	.384	.331	12/05/15	vs Weber State	w	73-68 15121
3-pt FG made per game	9.0	7.7	12/09/15	UTAH STATE	w	80-68 14048
FREE THROWS-ATT	560-810	510-708	12/12/15	at Colorado	L	83-92 8913
Free throw pct	.691	.720	12/18/15	CENTRAL MICHIGAN	w	98-85 13408
F-Throws made per game	15.6	14.2	12/22/15	vs Harvard	Lot	82-85 7161
REBOUNDS	1469	1299	12/23/15	vs New Mexico	w	96-66 6437
Rebounds per game	40.8	36.1	12/25/15	vs Northern Iowa	w	84-76 6172
Rebounding margin	+4.7	-	* 12/31/15	at Saint Mary's (CA)	L	74-85 3183
ASSISTS	603	491	* 01/02/16	at Pacific	w	81-67 3175
Assists per game	16.8	13.6	* 01/07/16	SANTA CLARA	w	97-61 12777
TURNOVERS	416	470	* 01/09/16	SAN FRANCISCO	w	102-92 16616
Turnovers per game	11.6	13.1	* 01/14/16	at Gonzaga	w	69-68 6000
Turnover margin	+1.5	-	* 01/16/16	at Portland	L	81-84 4852
Assist/turnover ratio	1.4	1.0	* 01/21/16	at Loyola Marymount	w	91-80 2681
STEALS	240	196	* 01/23/16	at Pepperdine	L	65-71 3019
Steals per game	6.7	5.4	* 01/28/16	LOYOLA MARYMOUNT	w	87-62 12816
BLOCKS	154	128	* 01/30/16	PEPPERDINE	w	88-77 18987
Blocks per game	4.3	3.6	* 02/04/16	SAINT MARY'S	w	70-59 14897
ATTENDANCE	264588	107905	* 02/06/16	PACIFIC	L	72-77 16069
Home games-Avg/Game	18-14699	12-4776	* 02/11/16	at San Francisco	w	114-89 1420
Neutral site-Avg/Game	-	6-8432	* 02/13/16	at Santa Clara	w	96-62 2469
			* 02/18/16	at San Diego	w	69-67 3056
			* 02/20/16	SAN DIEGO	w	91-33 16324
			* 02/25/16	PORTLAND	w	99-81 13497
			* 02/27/16	GONZAGA	L	68-71 18987
			03/05/16	vs Santa Clara	w	72-60 7341
			03/07/16	vs Gonzaga	L	84-88 8362
			03/16/16	UAB	w	97-79 8420
			03/18/16	VIRGINIA TECH	w	80-77 12379
			03/22/16	CREIGHTON	w	88-82 15525

* = Conference game

THE STAT CREW SYSTEM
BYU Combined Team Statistics (as of Feb 27, 2016)
Conference games

RECORD:	OVERALL	HOME	AWAY	NEUTRAL
ALL GAMES	13-5	7-2	6-3	0-0
CONFERENCE	13-5	7-2	6-3	0-0
NON-CONFERENCE	0-0	0-0	0-0	0-0

#	Player	gp-gs	min	Total		3-Point		F-Throw		Rebounds				pf	dq	a	to	blk	stl	pts	avg			
				fg-fga	fg%	3fg-fga	3fg%	ft-fga	ft%	off	def	tot	avg											
01	FISCHER, Chase	18-18	633	35.2	102-242	.421	53-139	.381	79-93	.849	5	43	48	2.7	31	0	41	22	0	19	336	18.7		
04	EMERY, Nick	18-18	560	31.1	103-239	.431	49-126	.389	37-46	.804	8	49	57	3.2	49	2	43	22	1	25	292	16.2		
05	COLLINSWORTH, Kyl	18-18	606	33.7	102-220	.464	6-16	.375	71-111	.640	45	103	148	8.2	36	0	136	56	10	36	281	15.6		
21	DAVIS, Kyle	18-18	446	24.8	82-156	.526	2-7	.286	39-64	.609	33	70	103	5.7	47	1	20	24	32	14	205	11.4		
02	SELJAAS, Zac	17-0	340	20.0	39-91	.429	30-72	.417	8-12	.667	15	48	63	3.7	30	0	29	11	7	6	116	6.8		
44	KAUFUSI, Corbin	18-6	262	14.6	29-47	.617	0-0	.000	30-47	.638	30	54	84	4.7	45	0	4	14	17	3	88	4.9		
25	CHATMAN, Jordan	18-0	236	13.1	24-67	.358	13-38	.342	6-7	.857	2	21	23	1.3	24	0	15	9	4	2	67	3.7		
33	AUSTIN, Nate	18-10	291	16.2	23-34	.676	0-0	.000	12-19	.632	36	57	93	5.2	45	1	9	11	9	7	58	3.2		
34	HARTSOCK, Jakob	13-2	104	8.0	10-32	.313	10-30	.333	0-0	.000	2	18	20	1.5	11	0	3	3	2	2	30	2.3		
24	GUINN, Davin	8-0	25	3.1	4-10	.400	1-3	.333	5-8	.625	5	5	10	1.3	1	0	1	1	0	1	14	1.8		
40	AYTES, Jamal	13-0	67	5.2	8-22	.364	0-0	.000	4-7	.571	6	13	19	1.5	9	0	1	9	1	1	20	1.5		
31	SHAW, Braiden	12-0	30	2.5	2-3	.667	0-0	.000	3-6	.500	5	5	10	0.8	7	0	2	3	1	3	7	0.6		
Team											33	31	64											
Total.....		18	3600		528-1163	.454	164-431	.381	294-420	.700	225	517	742	41.2	335	4	304	187	84	119	1514	84.1		
Opponents.....		18	3602		453-1084	.418	115-381	.302	265-362	.732	166	484	650	36.1	365	9	248	232	73	97	1286	71.4		

TEAM STATISTICS	BYU	OPP	Date	Opponent	Score	Att.
SCORING	1514	1286	* 12/31/15	at Saint Mary's (CA)	L 74-85	3183
Points per game	84.1	71.4	* 01/02/16	at Pacific	w 81-67	3175
Scoring margin	+12.7	-	* 01/07/16	SANTA CLARA	w 97-61	12777
FIELD GOALS-ATT	528-1163	453-1084	* 01/09/16	SAN FRANCISCO	w 102-92	16616
Field goal pct	.454	.418	* 01/14/16	at Gonzaga	w 69-68	6000
3 POINT FG-ATT	164-431	115-381	* 01/16/16	at Portland	L 81-84	4852
3-point FG pct	.381	.302	* 01/21/16	at Loyola Marymount	w 91-80	2681
3-pt FG made per game	9.1	6.4	* 01/23/16	at Pepperdine	L 65-71	3019
FREE THROWS-ATT	294-420	265-362	* 01/28/16	LOYOLA MARYMOUNT	w 87-62	12816
Free throw pct	.700	.732	* 01/30/16	PEPPERDINE	w 88-77	18987
F-Throws made per game	16.3	14.7	* 02/04/16	SAINT MARY'S	w 70-59	14897
REBOUNDS	742	650	* 02/06/16	PACIFIC	L 72-77	16069
Rebounds per game	41.2	36.1	* 02/11/16	at San Francisco	w 114-89	1420
Rebounding margin	+5.1	-	* 02/13/16	at Santa Clara	w 96-62	2469
ASSISTS	304	248	* 02/18/16	at San Diego	w 69-67	3056
Assists per game	16.9	13.8	* 02/20/16	SAN DIEGO	w 91-33	16324
TURNOVERS	187	232	* 02/25/16	PORTLAND	w 99-81	13497
Turnovers per game	10.4	12.9	* 02/27/16	GONZAGA	L 68-71	18987
Turnover margin	+2.5	-	* = Conference game			
Assist/turnover ratio	1.6	1.1				
STEALS	119	97				
Steals per game	6.6	5.4				
BLOCKS	84	73				
Blocks per game	4.7	4.1				
ATTENDANCE	140970	29855				
Home games-Avg/Game	9-15663	9-3317				
Neutral site-Avg/Game	-	0-0				

Score by Periods	1st	2nd	Totals
BYU	720	794	1514
Opponents	623	663	1286

THE STAT CREW SYSTEM
BYU Combined Team Statistics (as of Mar 22, 2016)
NIT

RECORD:	OVERALL	HOME	AWAY	NEUTRAL
ALL GAMES	3-0	3-0	0-0	0-0
CONFERENCE	0-0	0-0	0-0	0-0
NON-CONFERENCE	3-0	3-0	0-0	0-0

#	Player	gp-gs	min	avg	Total		3-Point		F-Throw		Rebounds			pf	dq	a	to	blk	stl	pts	avg		
					fg-fga	fg%	3fg-fga	3fg%	ft-fa	ft%	off	def	tot									avg	
01	FISCHER, Chase	3-3	111	37.0	23-53	.434	12-30	.400	8-12	.667	1	16	17	5.7	5	0	10	5	0	5	66	22.0	
04	EMERY, Nick	3-3	109	36.3	15-39	.385	7-19	.368	12-12	1.000	3	11	14	4.7	9	1	12	6	0	3	49	16.3	
05	COLLINSWORTH, Kyl	3-2	93	31.0	16-30	.533	0-2	.000	15-24	.625	2	19	21	7.0	6	0	26	9	0	4	47	15.7	
02	SELJAAS, Zac	3-1	84	28.0	11-14	.786	9-12	.750	7-8	.875	2	9	11	3.7	5	0	4	3	3	6	38	12.7	
21	DAVIS, Kyle	3-3	86	28.7	14-24	.583	1-2	.500	7-12	.583	5	11	16	5.3	7	0	2	8	1	0	36	12.0	
44	KAUFUSI, Corbin	3-3	54	18.0	7-13	.538	0-0	.000	3-3	1.000	3	9	12	4.0	10	0	1	1	5	2	17	5.7	
33	AUSTIN, Nate	3-0	36	12.0	4-6	.667	0-0	.000	2-4	.500	2	4	6	2.0	6	0	1	0	3	0	10	3.3	
25	CHATMAN, Jordan	3-0	16	5.3	1-3	.333	0-2	.000	0-0	.000	0	1	1	0.3	0	0	2	1	0	1	2	0.7	
31	SHAW, Braiden	1-0	1	1.0	0-0	.000	0-0	.000	0-0	.000	0	0	0	0.0	0	0	0	0	0	0	0	0.0	
34	HARTSOCK, Jakob	3-0	8	2.7	0-1	.000	0-1	.000	0-0	.000	0	1	1	0.3	0	0	0	0	1	0	0	0.0	
40	AYTES, Jamal	1-0	1	1.0	0-0	.000	0-0	.000	0-0	.000	0	0	0	0.0	0	0	0	0	0	0	0	0.0	
24	GUINN, Davin	1-0	1	1.0	0-0	.000	0-0	.000	0-0	.000	0	0	0	0.0	0	0	0	0	0	0	0	0.0	
Team											11	4	15										
Total.....		3	600		91-183	.497	29-68	.426	54-75	.720	29	85	114	38.0	48	1	58	33	13	21	265	88.3	
Opponents.....		3	600		86-195	.441	25-78	.321	41-60	.683	34	75	109	36.3	58	1	47	37	15	17	238	79.3	

TEAM STATISTICS	BYU	OPP	Date	Opponent	Score	Att.
SCORING	265	238	03/16/16	UAB	w 97-79	8420
Points per game	88.3	79.3	03/18/16	VIRGINIA TECH	w 80-77	12379
Scoring margin	+9.0	-	03/22/16	CREIGHTON	w 88-82	15525
FIELD GOALS-ATT	91-183	86-195	* = Conference game			
Field goal pct	.497	.441				
3 POINT FG-ATT	29-68	25-78				
3-point FG pct	.426	.321				
3-pt FG made per game	9.7	8.3				
FREE THROWS-ATT	54-75	41-60				
Free throw pct	.720	.683				
F-Throws made per game	18.0	13.7				
REBOUNDS	114	109				
Rebounds per game	38.0	36.3				
Rebounding margin	+1.7	-				
ASSISTS	58	47				
Assists per game	19.3	15.7				
TURNOVERS	33	37				
Turnovers per game	11.0	12.3				
Turnover margin	+1.3	-				
Assist/turnover ratio	1.8	1.3				
STEALS	21	17				
Steals per game	7.0	5.7				
BLOCKS	13	15				
Blocks per game	4.3	5.0				
ATTENDANCE	36324	0				
Home games-Avg/Game	3-12108	0-0				
Neutral site-Avg/Game	-	0-0				

Score by Periods	1st	2nd	Totals
BYU	127	138	265
Opponents	101	137	238



#1 CHASE FISCHER
6-3 | 190 | Senior | Guard
Ripley, West Virginia | Wake Forest



#2 ZAC SELJAAS
6-7 | 215 | Freshman | Guard
Bountiful, Utah | Bountiful HS



#4 NICK EMERY
6-2 | 185 | Freshman | Guard
Alpine, Utah | Lone Peak HS



#5 KYLE COLLINWORTH
6-6 | 215 | Senior | Guard
Provo, Utah | Provo HS




#15 JAKE TOOLSON
6-5 | 205 | Sophomore | Guard
Gilbert, Arizona | Highland HS



#21 KYLE DAVIS
6-8 | 225 | Junior | Forward
Draper, Utah | Utah State




#24 DAVIN GUINN
6-5 | 190 | Sophomore | Forward
Murrieta, California | UC Riverside



#25 JORDAN CHATMAN
6-5 | 195 | Freshman | Guard
Vancouver, Washington | Union HS



#31 BRAIDEN SHAW
6-9 | 210 | Freshman | Forward
Eagle, Idaho | Eagle HS



#33 NATE AUSTIN
6-11 | 245 | Senior | Forward
Alpine, Utah | Lone Peak HS



#34 JAKOB HARTSOCK
6-8 | 205 | Freshman | Forward
Bartlesville, Oklahoma | Bartlesville HS



#40 JAMAL AYTES
6-6 | 235 | Sophomore | Forward
San Diego, California | UNLV



#44 CORBIN KAUFUSI
6-10 | 255 | Sophomore | Center
Provo, Utah | Timpview HS



DAVE ROSE
Head Coach (11th season)

2016 NATIONAL INVITATION TOURNAMENT



MSG
March 31, 7 p.m. - ESPN

Madison Square Garden
March 29, 9 p.m. - ESPN

NIT CHAMPION

Madison Square Garden
March 29, 7 p.m. - ESPN

*Automatic Qualifiers - Regular Season Conference Champions
#Host Institution

© Copyright 2016 NIT, L.L.C.