

2011-12 BYU BASKETBALL GAME NOTES



Game 7 — BYU (4-2, 0-0) vs. Northern Arizona (2-4, 0-0)

Wednesday, Nov. 30, 2011 • 7:05 p.m. MST

Prescott Valley, Ariz. • Tim's Toyota Center (5,100)

TV: BYUtv

TV Talent: Dave McCann (play-by-play) and Steve Cleveland (analyst)

Live Video: BYUtv.org

Radio: KSL 102.7 FM / 1160 AM

BYU Radio - Sirius XM 143

Radio Talent: Greg Wrubell (play-by-play)

Live Audio: KSL.com

Live Stats: BYUcougars.com



2011-12 SCHEDULE

All times local to site

OCTOBER

26	Wed	Cougar Tipoff (Exhibition)	74-71
29	Sat	Midwestern State (Exh-BYUtv) W	91-74

NOVEMBER

4	Fri	Dixie State (Exh-BYUtv)	W, 96-85
11	Fri	@ Utah State (KCSG)	L, 62-69
15	Tue	BYU-Hawaii (BYUtv)	W, 73-52
18	Fri	Longwood (BYUtv)*	W, 92-60
22	Tue	Prairie View A&M (BYUtv)*	W, 90-51
25	Fri	vs. Nevada (BYUtv)*	W, 76-55
26	Sat	vs. Wisconsin*	L, 56-73
30	Wed	vs. Northern Arizona (BYUtv) ^	7 pm

DECEMBER

3	Sat	vs. Oregon (ESPNU)	3 pm
		EnergySolutions Arena	
7	Wed	Weber State (BYUtv)	7 pm
10	Sat	@ Utah (FSN)	12 pm
17	Sat	Baylor (BYUtv)	12 pm
20	Tue	Buffalo (BYUtv)	7 pm
22	Thu	UC Santa Barbara (BYUtv)	7 pm
27	Tue	Cal State San Marcos (BYUtv)	7 pm
29	Thu	@ Saint Mary's (ESPN2)	8 pm
31	Sat	San Diego (BYUtv)	4 pm

JANUARY

5	Thu	@ Loyola Marymount	6 pm
7	Sat	San Francisco (BYUtv)	4 pm
14	Sat	Santa Clara (ESPNU)	6 pm
16	Mon	@ San Diego (BYUtv)	7 pm
19	Thu	Loyola Marymount (BYUtv)	7 pm
21	Sat	@ Pepperdine	TBA
25	Wed	@ Virginia Tech (ESPN3)	7 pm
28	Sat	Saint Mary's (ESPNU)	7 pm

FEBRUARY

2	Thu	Gonzaga (ESPN2)	9 pm
4	Sat	@ Portland	7 pm
11	Sat	Pepperdine (BYUtv)	4 pm
16	Thu	@ San Francisco (ESPNU)	7 pm
18	Sat	@ Santa Clara (ESPNU)	4 pm
23	Thu	@ Gonzaga (ESPN2)	8 pm
25	Sat	Portland (BYUtv)	4 pm
29	Wed	WCC Championships	TBA

MARCH

1	Thu	WCC Championships	TBA
2	Fri	WCC Championships (ESPNU)	TBA
3	Sat	WCC Championships (ESPN2)	TBA
5	Mon	WCC Championships (ESPN/ESPN2)	TBA

* Chicago Invitational Challenge

^ Lumberjack Classic

BYU ATHLETIC COMMUNICATIONS

30 Smith Field House • Provo, Utah 84602 • BYUcougars.com • (801) 422-8948
 MBB Contact: Kyle Chilton • O: (801) 422-4909 • C: (801) 372-2080 • kyle_chilton@byu.edu



BYU Cougars (4-2)

Head Coach: Dave Rose (Houston, 1983)

Career Record: 163-46 (7th season) Record at BYU: Same

Series: Northern Arizona leads 1-0 • Last Meeting: NAU won 54-46, 12/4/46

Provo: 0-0 • Flagstaff: 0-1 • Neutral: 0-0

VS.



Northern Arizona Lumberjacks (2-4)

Head Coach: Mike Adras (UC Santa Barbara, 1983)

Career Record: 193-167 (13th season) Record at Northern Arizona: Same

UP NEXT

BYU will play its fourth-straight neutral site game when the Cougars face Oregon in Salt Lake on Dec. 3 at 3 p.m. MST, in EnergySolutions Arena. Listen live on the radio beginning with the pregame show at 2 p.m. MST on KSL Newsradio 102.7 FM and 1160 AM or via the Internet at KSL.com. The game will be televised live on ESPNU.

QUICK HITS

- Senior Noah Hartsock has been BYU's most consistent contributor this season, averaging 16.8 points, 5.7 rebounds, 2.0 assists, 2.0 blocks and 1.0 steal per game. He is shooting .606 from the field, .500 from three and .773 from the free throw line and is the only BYU player to score in double figures in every game so far this season.
- Freshman Anson Winder has seen significant playing time at point guard the last four games, including starts in the last two. In those four games Winder has averaged 7.0 points, 4.0 assists and has an assist/turnover ratio of 2.7 to 1, first in the West Coast Conference.
- BYU leads the West Coast Conference in four categories (FG %, 3-Pt FG %, blocks, assists) and is second in the league in five (scoring offense, scoring defense, 3-Pt FG % def, rebounding defense, defensive rebounds).
- Seniors Noah Hartsock and Charles Abouo led BYU against Nevada. Hartsock tied his career high with 21 points on 9 of 12 shooting and Abouo hit 8 of 12 from the field and 4 of 5 from three for 22 points.
- Dave Rose is one of the most successful coaches in the history of BYU basketball. He is second in program history in wins (163), first in winning percentage (.776) and has led the Cougars to five-straight NCAA Tournament berths and four conference titles. He also earned three Mountain West Conference Coach of the Year awards.

2011-12 BYU BASKETBALL NUMERICAL ROSTER

Projected Starters

#	Name	Pos.	Ht.	Wt.	Yr.	2011-12 Stats		Hometown (Previous School)	Notes
						Ppg	Rpg		
0	Brandon Davies	F	6-9	235	Jr.	12.0	5.5	Provo, Utah (Provo HS)	Had 9 points, 4 rebounds and 3 steals vs. Wisconsin
1	Charles Abouo	G/F	6-5	215	Sr.	13.3	7.8	Abidjan, Cote d'Ivoire (Brewster Academy)	Named to the Chicago Invitational Challenge All-Tournament Team
13	Brock Zylstra	G/F	6-6	210	Jr.	5.8	3.5	La Verne, Calif. (Bonita HS)	Had 5 points and 1 steal vs. Wisconsin
20	Anson Winder	G	6-3	195	Fr.	5.6	1.8	Las Vegas, Nev. (Bishop Gorman HS)	Dished out 3 assists in 21 minutes vs. Wisconsin
34	Noah Hartsock	F	6-8	230	Sr.	16.8	5.7	Bartlesville, Okla. (Bartlesville HS)	Named all-tourney at Chicago Invite ... had 18 points and 4 blocks vs. Wisc.
Bench									
2	Craig Cusick	G	6-2	185	Jr.	2.7	1.5	Orem, Utah (Utah)	Had 2 points, 4 assists and 1 steal vs. Wisconsin
5	Chris Collinsworth	F	6-9	235	So.	0.0	0.5	Provo, Utah (Provo HS)	Did not play vs. Wisconsin due to a sore knee
10	Matt Carlino	G	6-2	175	Fr.	—	—	Scottsdale, Ariz. (Bloomington South HS)	Transferred from UCLA ... eligible to play on Dec. 17 against Baylor
12	Josh Sharp	F	6-7	185	Fr.	2.2	3.7	Highland, Utah (Utah)	Had 1 rebound vs. Wisconsin
14	Nick Martineau	G	6-0	170	Jr.	0.8	0.4	Fruit Heights, Utah (Davis HS)	Played 1 minute vs. Wisconsin
21	Stephen Rogers	F	6-8	195	Jr.	9.2	2.0	Mesa, Ariz. (Mesa CC)	Hit 3 of 6 from the field for 6 points vs. Wisconsin
24	Damarcus Harrison	G	6-5	190	Fr.	5.8	1.0	Greenwood, S.C. (Christ School)	Scored 9 points and added 1 steal vs. Wisconsin
33	Nate Austin	F/C	6-10	215	Fr.	1.7	1.3	Alpine, Utah (Lone Peak HS)	Had 2 points in 1 minute vs. Wisconsin
42	Ian Harward	F/C	6-10	215	Fr.	—	—	Orem, Utah (Orem HS)	Did not play vs. Wisconsin
Redshirts									
3	Austin Nelson	G	6-0	160	Fr.	—	—	Henderson, Nev. (Coronado HS)	Coronado's all-time leader in scoring and assists
15	Jaren Sweeney	G/F	6-5	190	Fr.	—	—	Mesa, Ariz. (Mountain View HS)	Earned first-team all-state honors and helped Mountain View to a state title



BYU SERIES VS. NORTHERN ARIZONA

Overall Series Record: Northern Arizona leads 1-0
 BYU Record in Provo: N/A
 BYU Record at Northern Arizona: 0-1
 BYU Record at Neutral Sites: N/A
 BYU Record Under Dave Rose: 0-0

12-4-46 at Northern Ariz. 41-54 L

COMPARING THE STATS

Season Averages Overall	BYU	NAU
Points Scored/Game	74.8	69.7
Points Allowed/Game	60.0	65.7
Rebounds/Game	37.7	37.2
Rebounds Allowed/Game	30.2	31.5
Assists/Game	17.3	15.5
Steals/Game	7.7	7.8
Blocks/Game	4.8	2.2
Turnovers	15.7	15.3
FG Percentage	.511	.428
FG Percentage Defense	.383	.476
3FG Percentage	.417	.362
3FG/Game	7.2	7.0
3FG Percentage Defense	.321	.355
FT Percentage	.689	.721

NORTHERN ARIZONA'S PROBABLE STARTERS

Name	Ht.	Pos.	Ppg	Rpg
Durrell Norman	6-4	197	8.3	6.0
Stallon Saldivar	6-0	185	8.0	4.2
Gaellan Bewernick	6-6	215	6.5	4.7
James Douglas	6-0	175	13.7	1.8
Luis Flores	6-3	175	3.3	1.2

BY THE NUMBERS

6 The number of 20-win seasons for BYU head coach Dave Rose. He is the second coach in BYU history to begin his career with six-straight 20-win seasons. Rose is tied with Roger Reid and Stan Watts for the most 20-win seasons in BYU history. Rose also has five 25-win seasons, a program record.

15 The number of 3-pointers BYU made against Longwood (15 of 26, 57.7 percent). The 15 threes ties the BYU single-game record, set previously against UNLV in 2007 and at Air Force in 2011.

17 The number of points BYU allowed in the first half against BYU-Hawaii, the fewest since Mississippi Valley State scored 10 in the first half on Nov. 23, 2010.

27 The number of 3-pointers BYU hit during a two-game stretch (vs. Longwood and Prairie View A&M). The 27 3s are a BYU record for most 3s in a two-game stretch. The Cougars shot .563 (27 of 48) from three during the two games.

51 The number of rebounds for BYU against BYU-Hawaii, the most by a Cougar squad since posting 57 vs. Mississippi Valley State on Nov. 23, 2010.

56, 57 BYU's point totals in the second halves vs. Prairie View A&M and Longwood, respectively. The Cougars hit 21 of 33 (.636) from the field and 9 of 16 from three (.563) in the second half vs. Longwood and 19 of 28 (.679) from the field and 8 of 12 from three (.667) in the second half vs. Prairie View A&M.

64.2 The percentage of field goals BYU has assisted on this season (104 assists on 162 field goals). Against Longwood BYU had assists on a season-best 71.9 percent of its field goals (23 assists on 32 field goals).

134 The number of career blocks for senior Noah Hartsock, fourth all-time in program history. Hartsock had a season-best three blocks vs. Prairie View A&M. Greg Kite is first with 208 blocks, Shawn Bradley is second with 177 and Russell Larson is third with 166.

163 BYU head coach Dave Rose's win total. He is second all-time in career wins at BYU behind Stan Watts (371 victories from 1949-72), a member of the Basketball Hall of Fame.

LAST TIME OUT - BYU VS. WISCONSIN

HOFFMAN ESTATES, Illinois – After playing a strong first half, the BYU men's basketball team struggled in the second period and fell 73-56 to the No. 11 Wisconsin Badgers in the Chicago Invitational Challenge Championship on Saturday night.

Senior Noah Hartsock scored 18 points and added six rebounds and four blocks, both team highs. No other Cougar scored in double digits, but Brandon Davies and Damarcus Harrison contributed nine points apiece while Charles Abouo and Stephen Rogers managed six apiece.

Hartsock and Abouo were named to the All-Tournament Team. Hartsock averaged 17.3 points and five boards while Abouo added 15 points and 8.8 boards throughout the Chicago Invitational Challenge. BYU struggled from beyond the arc and hit just 1 of 10 treys. Wisconsin countered the Cougars' struggles by nailing 13 of 24 from three, a 54.2 percent rate. BYU did manage to force the Badgers into a season high 12 turnovers.

Wisconsin jumped out to a quick 9-4 lead behind two Jordan Taylor threes. The Badgers expanded the lead to 17-8 by hitting their first six

shots, including five treys. Although they trailed by nine, the Cougars started strong by hitting four of their first five shots.

The Cougars took their first lead since they led 2-0 at the 5:11 mark after Stephen Rogers nailed a jump shot to put BYU up 28-26. Hartsock led the 18-4 BYU run with his eight first half points. Wisconsin ended the half on a short 8-4 run to take a 34-32 lead into the locker room. Wisconsin took a 42-38 lead quickly out of the half before the Cougars tied the game at 42-42 by forcing Badger turnover and taking it for a layup. The Badgers responded to the tie with an 11-0 run, which swung the momentum to Wisconsin and made the score 53-42.

The Badgers continued to pull away from BYU, largely due to the second half play of Taylor and Ben Brust. Taylor finished with 18 points while Brust nailed 7 of 10 threes, including five in the second half, to finish with a game-high 21 points. BYU worked to finish the game strong but finished with just 24 points in the second half. Hartsock led the Cougars with 10 second half points.



2011-12 BYU QUICK FACTS**UNIVERSITY INFO**

Location: Provo, Utah 84602
 Elevation: 4,553 feet
 Enrollment: 32,955 (Daytime)
 Founded: October 15, 1875
 Owned: The Church of Jesus Christ of Latter-day Saints
 Nickname: Cougars
 Mascot: Cosmo
 Colors: Blue and White
 Arena (capacity): Marriott Center (22,700)
 Conference: West Coast Conference
 President: Cecil O. Samuelson (Utah, 1966)
 Athletic Director: Tom Holmoe (BYU, 1983)
 Athletic Website: byucougars.com
 Tickets: 422-BYU1 or 1-800-322-BYU1

BYU COACHING STAFF

Head Coach: Dave Rose
 Alma Mater (year): Houston (1983)
 Record at School (years): 163-47 (7th year)
 Career Division I Record (years): same
 Basketball Office Fax: (801) 422-5965
 Assistant Coaches (Alma Mater, year)
 Terry Nashif (BYU, 2005)
 Tim LaComb (Utah, 2006)
 Mark Pope (Kentucky, 1996)
 Dir. of Basketball Operations: Mike Hall (BYU, 2005)

2010-11 REVIEW

2010-11 Overall Record: 32-5
 Conference Record/Finish: 14-2 (T-1st MWC)
 2011 Postseason: (2-1) Lost, NCAA Regional
 Semifinals (New Orleans) vs. Florida, 74-83 (OT)
 2011 Final National Ranking: 10/13

2011-12 PREVIEW

Lettermen Returning/Lost: 7/5
 Newcomers: 7
 Returning Redshirt Freshmen: 2
 Starters Returning/Lost: 3/3
 Returning Scoring: 38.6% (1162 of 3,012 pts)
 Returning Rebounding: 60.0% (856 of 1,425 reb)
 Returning Assists: 33.3% (179 of 538 ast)
 Returning Blocks: 82.0% (123 of 150)
 Returning Minutes: 45.2% (3,379 of 7,474)

BYU HISTORY

First Year of Basketball: 1903
 Overall All-Time Record: 1644-1007 (.620)
 Winning Seasons: 84 (last 2011)
 Regular Season Conf. Championships: 29 (last 2011)
 Postseason Appearances (record): 36 (26-37)
 Total NCAA Appearances (record): 26 (14-29)
 Last NCAA Appearance: 2011
 Second Round: W vs. Wofford, 74-66
 Third Round: W vs. Gonzaga, 89-67
 Sweet 16: L vs. Florida, 74-83 (OT)
 Total NIT Appearances (Record): 10 (12-8)
 Last NIT Appearance: 2006
 Result: (0-1) lost at Houston, 77-67

FRESHMEN FINDING THEIR WAY

Several freshmen came up big in BYU's 92-60 victory over Longwood. Damarcus Harrison hit 3 of 5 threes and both of his free throw attempts for 11 points. Anson Winder had his first career points and assists, hitting 2 of 4 threes for eight points and dishing out five assists. Nate Austin and Josh Sharp pitched in down low as Austin had four points, three boards and a block and Sharp had one point, three assists and four rebounds. In all, the four newcomers totaled 24 points, 10 assists, eight rebounds and one block.

The freshmen had another impressive outing against Prairie View A&M. Winder totaled 11 points and four assists and Sharp contributed five points and six boards. In all the newcomers totaled 23 points, 10 rebounds, seven assists and two steals.

NO, I WON'T GET OUT OF YOUR WAY

Junior Forward Brandon Davies has made a habit of making the opposition pay when driving to the basket. Against Utah State, Davies drew four charges. He took three charges against BYU-Hawaii, two against Prairie View A&M and one against Nevada to bring his season total to 10. Nate Austin assumed Davies' role against Longwood, taking three charges.

ALL-TIME BLOCKS LEADERS

Noah Hartsock is establishing himself as one of the best shot blockers in BYU history. He is currently fourth all-time in program history.

Blocks	Seasons	GP	Blocks	Blocks/G
1. Greg Kite	1979-83	112	208	1.9
2. Shawn Bradley	1990-91	34	177	5.2
3. Russell Larson	1991-95	129	166	1.3
4. Noah Hartsock	2008-present	105	134	1.3

REGULAR SEASON TOURNEY SUCCESS

With a second-place finish in the Chicago Invitational Challenge, Dave Rose has finished first in four regular season tournaments and second in two. Under Dave Rose, BYU is 20-2 in regular season tournaments.

2006-07	<i>BYU Holiday Classic</i>					
	Liberty	73	59	W	H	
	Oral Roberts	72	62	W	H	
	Seton Hall	77	68	W	H	
2007-08	<i>Las Vegas Invitational</i>					
	Jackson State	100	61	W	H	
	Hartford	97	73	W	H	
	No. 6 Louisville	78	76	W	N	
	No. 1 North Carolina	63	73	L	N	
2008-09	<i>Basketball Travelers Invitational</i>					
	North Florida	74	41	W	H	
	Rice	83	52	W	H	
	Cal Poly	76	64	W	H	
2009-10	<i>Las Vegas Classic</i>					
	Wagner	77	61	W	H	
	Eastern Washington	91	34	W	H	
	Nevada	110	104	W	N	
	Nebraska	88	66	W	N	
2010-11	<i>South Padre Island Invitational</i>					
	Chicago State	109	60	W	H	
	Mississippi Valley State	83	36	W	H	
	South Florida (2OT)	77	75	W	N	
	Saint Mary's	74	73	W	N	
2011-12	<i>Chicago Invitational Challenge</i>					
	Longwood	92	60	W	H	
	Prarie View A&M	90	51	W	H	
	Nevada	76	55	W	N	
	Wisconsin	56	73	L	N	



ROSTER BREAKDOWN

Starters Returning	Pos.	Yr.	Ppg	Rpg	Exp
Charles Abouo	G/F	Sr.	7.2	4.8	3L
Brandon Davies	F	Jr.	11.1	6.2	2L
Noah Hartsock	F	Sr.	8.6	5.9	3L

Other Returnees	Pos.	Yr.	Ppg	Rpg	Exp
Matt Carlino**	G	Fr.	—	—	RS
Chris Collinsworth	F	So.	5.9	5.6	2L
Craig Cusick ^	G	Jr.	—	—	PS
Nick Martineau	G	Jr.	0.7	0.4	2L
Stephen Rogers	F	Jr.	4.1	2.2	1L
Anson Winder**	G	Fr.	—	—	RS
Brock Zylstra	G	Jr.	1.1	1.3	2L

** Redshirted in 2010-11

^ A member of the practice squad in 2010-11

Newcomers	Pos.	Yr.
Nate Austin	F/C	Fr.
Damarcus Harrison	G	Fr.
Ian Harward	F/C	Fr.
Austin Nelson	G	Fr.
Josh Sharp	F	Fr.
Jaren Sweeney	G/F	Fr.

BY POSITION

Point Guard	Pos.	Yr.
Matt Carlino	G	Fr.
Damarcus Harrison	G	Fr.
Austin Nelson	G	Fr.
Brock Zylstra	G	Jr.

Wing	Pos.	Yr.
Charles Abouo	G/F	Sr.
Stephen Rogers	F	Jr.
Josh Sharp	F	Fr.
Jaren Sweeney	G/F	Fr.
Anson Winder	G	Fr.
Brock Zylstra	G	Jr.

Post	Pos.	Yr.
Nate Austin	F/C	Fr.
Chris Collinsworth	F	So.
Brandon Davies	F	Jr.
Noah Hartsock	F	Sr.
Ian Harward	F/C	Fr.
Josh Sharp	F	Fr.

BY YEAR

Freshmen	Pos.	Yr.
Nate Austin	F/C	Fr.
Matt Carlino	G	Fr.
Damarcus Harrison	G	Fr.
Ian Harward	F/C	Fr.
Austin Nelson	G	Fr.
Josh Sharp	F	Fr.
Jaren Sweeney	G/F	Fr.
Anson Winder	G	Fr.

Sophomore	Pos.	Yr.
Chris Collinsworth	F	So.

Junior	Pos.	Yr.
Craig Cusick	G	Jr.
Nick Martineau	G	Jr.
Brock Zylstra	G	Jr.
Brandon Davies	F	Jr.
Stephen Rogers	F	Jr.

Senior	Pos.	Yr.
Charles Abouo	G/F	Sr.
Noah Hartsock	F	Sr.

AMONG THE NATION'S BEST

BYU men's basketball is one of the winningest programs in the nation in recent history. See below.

Best Combined Record 09-10 and 10-11

Team	W	L	Pct.
1. Kansas	68	6	.919
2. Duke	67	10	.870
3. Ohio State	63	11	.851
4. <i>BYU</i>	62	11	.849
5. Kentucky	64	12	.842

Teams With 25 Wins, Last Five Seasons

- *BYU*
- Butler
- Kansas
- Pittsburgh

GOING GREEK

BYU men's basketball went on a 10-day, four-game tour of Greece in August. The Cougars won their first two games against the Athens All-Stars (88-56) and ASE Doukas (114-45) while also playing a friendly game against US Navy personnel on a base in Crete. While in Greece, BYU was invited to participate in the Acropolis of Athens Tournament against the Greek and Italian National Teams, both ranked among the top 10 in the world by FIBA. Against Greece, Stephen Rogers led BYU with 20 points in an 83-54 loss. Brock Zylstra exploded for 26 points and four 3-pointers in BYU's 102-63 loss to an Italian team that featured three NBA stars.

NEW HOME

In 2011-12, BYU men's basketball enters its first season as a member of the West Coast Conference. The Cougars have played each member of the league at least twice all time. Last season, BYU defeated St. Mary's 74-73 in the South Padre Island Invitational championship game and Gonzaga 89-67 in the third round of the NCAA Tournament to advance to the Sweet 16. See below for BYU's all-time record vs. its new conference and its record under Dave Rose vs. those teams.

OPPONENT	ALL-TIME (ROSE VS.)
Gonzaga	1-1 (1-0)
Loyola Marymount	2-1 (1-1)
Pepperdine	4-4 (2-0)
Portland	5-0 (3-0)
St. Mary's	8-2 (1-0)
San Diego	2-0 (0-0)
San Francisco	5-5 (1-0)
Santa Clara	15-5 (0-0)
<i>Total</i>	<i>42-18 (9-1)</i>

COACHING STAFF

For the second-straight season there was a change to the coaching staff. Former associate head coach Dave Rice, who had been with the staff since Rose became the head coach in 2005, left to take the head job at his alma mater, UNLV. Rose hired Mark Pope as an assistant coach in May 2011. Pope comes to BYU after one season as an assistant at Wake Forest. Prior to Wake Forest, Pope was the director of basketball operations at Georgia. Pope played his college ball at Washington and Kentucky. In 1996, he was a team captain and helped Kentucky win the NCAA National Championship. Pope was selected by the Indiana Pacers in the second round of the NBA draft and played seven seasons in the NBA. He played in the Eastern Conference Finals with Indiana (1998) and Milwaukee (2001).

YOUNG GUNS

The 2011-12 roster includes eight freshmen who come from several different situations. Nate Austin and Ian Harward are true freshman and are coming off two-year missions for The Church of Jesus Christ of Latter-day Saints. Josh Sharp is another return missionary and he redshirted one season at Utah prior to his mission. Matt Carlino and Anson Winder both red-shirted for the Cougars last season. The other three freshmen — Damarcus Harrison, Austin Nelson and Jaren Sweeney — are all true freshmen.



BYU'S 2011-12 RECORD WHEN

At home	3-0
On the road	0-1
On a neutral floor	1-1
On Television	4-2
On BYUtv	4-0
On ESPN2	0-0
On ESPNU	0-0
On FSN	0-0
On KCSG	0-1
On Big Ten Network	0-1
On Monday	0-0
On Tuesday	2-0
On Wednesday	0-0
On Thursday	0-0
On Friday	2-1
On Saturday	0-1
Coming off a win	3-1
Coming off a loss	1-0
Had two or more days between last game	4-0
Had only one day between last game	0-0
Playing the next day after a game	0-1
BYU scores 100 or more points	0-0
BYU scores between 90-99 points	2-0
BYU scores between 80-89 points	0-0
BYU scores between 70-79 points	2-0
BYU scores between 60-69 points	0-1
BYU scores below 60 points	0-1
Opponent scores 90 or more points	0-0
Opponent scores between 80-89 points	0-0
Opponent scores between 70-79 points	0-1
Opponent scores between 60-69 points	1-1
Opponent scores between 50-59 points	3-0
Opponent scores below 50 points	0-0
BYU leads at half	4-0
Opponent leads at half	0-2
Score tied at half	0-0
BYU leads with 5 minutes left	4-0
Opponent leads with 5 min. left	0-2
Score tied with 5 minutes left	0-0
BYU leads with 1 minute left	4-0
Opponent leads with 1 min. left	0-2
Score tied with 1 minute left	0-0
Game goes into overtime	0-0
BYU shoots 50 % or better	3-0
Opponent shoots 50 % or better	0-1
BYU outshoots opponent	4-1
Opponent outshoots BYU	0-1
Teams shoot equal from the field	0-0
BYU outrebounds opponent	4-0
Opponent outrebounds BYU	0-2
BYU and opponent tie in rebounds	0-0
vs. top-25 ranked opponent	0-1
vs. 2011 regular-season conference champions	0-1
vs. 2011 postseason teams	1-2

# PLAYERS IN DOUBLE FIGURES	11-12	CONF
One Player	0-1	0-0
Two Players	1-0	0-0
Three Players	1-1	0-0
Four Players	1-0	0-0
Five Players	1-0	0-0
Six Players	0-0	0-0

LATE FREE THROWS	5:00-2:00	2:00-0:00/OT
Charles Abouo	2-3 (.667)	4-4 (1.000)
Brandon Davies	—	1-1 (1.000)
Nick Martineau	—	1-2 (.500)
Josh Sharp	—	1-2 (.500)
Nate Austin	2-4 (.500)	2-2 (1.000)
Damarcus Harrison	—	1-1 (1.000)
Anson Winder	—	1-1 (1.000)
Team	4-7 (.571)	11-13 (.846)

DUNKS	11-12	CAREER
Charles Abouo	2	15
Brandon Davies	6	30
Chris Collinsworth	0	4
Noah Hartsock	2	7
Brock Zylstra	0	1
Stephen Rogers	0	1
Josh Sharp	1	1
Anson Winder	1	1
BYU	12	7
Opponents	7	—

BYU STARTING LINEUPS

OPPONENT	(1)	(2)	(3)	(4)	(5)
at Utah State	Zylstra	Rogers	Abouo	Hartsock	Davies
BYU-Hawaii	Zylstra	Rogers	Abouo	Hartsock	Davies
Longwood	Cusick	Zylstra	Abouo	Hartsock	Davies
Prairie View A&M	Cusick	Zylstra	Abouo	Hartsock	Davies
vs. Nevada	Winder	Zylstra	Abouo	Hartsock	Davies
vs. Wisconsin	Winder	Zylstra	Abouo	Hartsock	Davies
vs. Northern Arizona					
vs. Oregon					
Weber State					
at Utah					
Baylor					
Buffalo					
UC Santa Barbara					
Cal State San Marcos					
at Saint Mary's					
San Diego					
at Loyola Marymount					
San Francisco					
Santa Clara					
at San Diego					
Loyola Marymount					
at Pepperdine					
at Virginia Tech					
Saint Mary's					
Gonzaga					
at Portland					
Pepperdine					
at San Francisco					
at Santa Clara					
Gonzaga					
Portland					

WON-LOSS RECORDS/STARTING LINEUPS

RECORD	(1)	(2)	(3)	(4)	(5)
1-1	Zylstra	Rogers	Abouo	Hartsock	Davies
2-0	Cusick	Zylstra	Abouo	Hartsock	Davies
1-1	Winder	Zylstra	Abouo	Hartsock	Davies

FREE THROW STREAKS

Hartsock	8	11/11/11 - 11/18/11
Davies	7	11/11/11 - 11/15/11
Davies	6	11/22/11 - current
Abouo	6	11/22/11 - current
Hartsock	5	11/25/11 - current
Austin	4	11/22/11 - current
Rogers	3	11/22/11 - current
Harrison	3	11/22/11 - current

MARGIN OF VICTORY

MARGIN	WINS	LOSSES
1 point		
2 points		
3 points		
4 points		
5 points		
6 points		
7 points		1
8 points		
9 points		
10 points		
11 points		
12 points		
13 points		
14 points		
15 points		
16-19 points		1 (17)
20-24 points	2 (21, 21)	
25-29 points		
30-plus points	2 (32, 39)	

STREAKS

STREAK	11-12	OVERALL
Current won/loss streak	1 loss	same
At home	3 wins	4 wins
On the road	1 loss	same
On a neutral floor	1 loss	same
At home vs. Nonconference	3 wins	18 wins
At home vs. WCC	—	—
On the road vs. Nonconference	1 loss	same
On the road vs. WCC	—	—
On a neutral floor vs. Nonconference	1 loss	same
On a neutral floor vs. WCC	—	—
at regular-season tournament	1 loss	same
at WCC Tournament	—	—
at NCAA Tournament	—	1 loss
at NIT	—	2 losses
Games With a Three-Point Make	6	481

GAMES PLAYED

	2011-12	CAREER
Charles Abouo	6 (4-2)	112 (91-21)
Noah Hartsock	6 (4-2)	106 (86-20)
Brandon Davies	6 (4-2)	70 (61-9)
Brock Zylstra	6 (4-2)	55 (46-9)
Nick Martineau	5 (4-1)	50 (45-5)
Chris Collinsworth	2 (1-1)	46 (36-10)
Stephen Rogers	6 (4-2)	21 (35-7)
Craig Cusick	6 (4-2)	6 (4-2)
Josh Sharp	6 (4-2)	6 (4-2)
Damarcus Harrison	6 (4-2)	6 (4-2)
Nate Austin	6 (4-2)	6 (4-2)
Anson Winder	5 (4-1)	5 (4-1)

GAMES STARTED

	2011-12	CAREER
Noah Hartsock	6 (4-2)	72 (60-12)
Brandon Davies	6 (4-2)	33 (28-5)
Charles Abouo	6 (4-2)	32 (27-5)
Brock Zylstra	6 (4-2)	6 (4-2)
Stephen Rogers	2 (1-1)	2 (1-1)
Craig Cusick	2 (2-0)	2 (2-0)
Anson Winder	2 (1-1)	2 (1-1)



2011-12 SCORING BY HALF (BYU-OPPONENT)

	1ST HALF	(MARGIN)	FG %	2ND HALF	(MARGIN)	FG %	OT	(MARGIN)	FG %	FINAL	(MARGIN)	FG %
at Utah State	28-30	-2	50.0-47.6	34-39	-5	44.0-44.4	—	—	—	62-69	-7	46.8-45.8
BYU-Hawaii	40-17	+23	50.0-19.4	33-35	-2	47.8-40.5	—	—	—	73-52	+21	49.1-30.9
Longwood	35-29	+6	44.0-39.3	57-31	+26	63.6-42.9	—	—	—	92-60	+32	55.2-41.1
Prairie View A&M	34-25	+9	43.5-32.3	56-26	+30	67.9-26.3	—	—	—	90-51	+39	56.9-29.0
vs. Nevada	34-27	+7	46.7-34.5	42-28	+14	63.0-40.7	—	—	—	76-55	+21	54.4-37.5
vs. Wisconsin	32-34	-2	50.0-42.9	24-39	-15	36.0-60.0	—	—	—	56-73	-17	43.1-50.9
vs. Northern Arizona												
vs. Oregon												
Weber State												
at Utah												
Baylor												
Buffalo												
UC Santa Barbara												
Cal State San Marcos												
at Saint Mary's												
San Diego												
at Loyola Marymount												
San Francisco												
Santa Clara												
at San Diego												
Loyola Marymount												
at Pepperdine												
at Virginia Tech												
Saint Mary's												
Gonzaga												
at Portland												
Pepperdine												
at San Francisco												
at Santa Clara												
Gonzaga												
Portland												
SEASON TOTALS	33.8-27.0	+6.8	47.4-36.0	41.0-33.0	+8.0	53.7-42.5	—	—	—	74.8-60.0	+14.8	50.9-39.2

2011-12 OFFENSIVE TRENDS (BYU-OPPONENT)

	PTS/PAINT	(MARGIN)	PTS OFF T.O.	(MARGIN)	2ND CHANCE PTS	(MARGIN)	FASTBREAK PTS	(MARGIN)	BENCH PTS	(MARGIN)	BIG RUN	BIG LEAD
at Utah State	22-20	+2	15-21	-6	7-9	-2	0-0	0	6-11	-5	5-0/11-0	4/11
BYU-Hawaii	30-22	+8	15-4	+11	11-8	+3	6-0	+6	18-13	+5	13-0/5-0	26/NA
Longwood	26-12	+14	16-4	+12	25-3	+22	4-2	+2	44-16	+28	9-0/7-0	32/6
Prairie View A&M	30-24	+6	14-7	+7	12-10	+2	10-4	+6	41-19	+22	18-0/4-0	41/3
vs. Nevada	40-28	+12	22-10	+12	13-7	+6	16-2	+14	6-5	+1	16-0/9-0	24/2
vs. Wisconsin	30-24	+6	11-20	-9	12-9	+3	11-2	+9	19-23	-4	7-0/11-0	4/22
vs. Northern Arizona												
vs. Oregon												
Weber State												
at Utah												
Baylor												
Buffalo												
UC Santa Barbara												
Cal State San Marcos												
at Saint Mary's												
San Diego												
at Loyola Marymount												
San Francisco												
Santa Clara												
at San Diego												
Loyola Marymount												
at Pepperdine												
at Virginia Tech												
Saint Mary's												
Gonzaga												
at Portland												
Pepperdine												
at San Francisco												
at Santa Clara												
Gonzaga												
Portland												
SEASON TOTALS	178-130	+48	93-66	+27	80-46	+34	47-10	+37	134-87	+47		
TIMES LED, RECORD (W/L/T)	4-2/0-0/0-0		4-0/0-2/0-0		4-1/0-1/0-0		4-1/0-0/0-1		4-0/0-2/0-0			





2011-12 WCC STANDINGS (AS OF 11/28/11)

	WCC	Pct	Overall
Gonzaga	0-0	.000	4-0
Saint Mary's	0-0	.000	3-1
BYU	0-0	.000	4-2
San Diego	0-0	.000	4-2
Santa Clara	0-0	.000	4-2
San Francisco	0-0	.000	5-3
LMU	0-0	.000	3-2
Pepperdine	0-0	.000	3-2
Portland	0-0	.000	2-4

2011-12 WCC PLAYERS OF THE WEEK

- Nov. 14 Ashley Hamilton, Loyola Marymount
- Nov. 21 Kevin Pangos, Gonzaga
- Nov. 28 Evan Roquemore, Santa Clara

PRESEASON WCC MEDIA POLL

School (First-place votes)	Points
1. Gonzaga University (7)	63
2. Saint Mary's College (1)	56
3. Brigham Young University (1)	52
4. University of San Francisco	42
5. Santa Clara University	35
6. Loyola Marymount University	27
7. University of Portland	25
8. Pepperdine University	13
9. University of San Diego	11

PRESEASON ALL-WCC

Player	School	Yr.	Pos.
Brandon Davies	BYU	Jr.	F
Matthew Dellavedova	Saint Mary's	Jr.	G
Kevin Foster	Santa Clara	RS-Jr.	G
Rashad Green	San Francisco	Sr.	G
Elias Harris	Gonzaga	Jr.	F
Rob Jones	Saint Mary's	RS-Sr.	F
Nemanja Mitrovic	Portland	Sr.	G
Robert Sacre	Gonzaga	RS-Sr.	C
Drew Viney	Loyola Marymount	RS-Sr.	F
Michael Williams	San Francisco	Jr.	G

Note: Team listed alphabetically

Click to view the WCC men's basketball page on WCCsports.com



*NCAA stats listed below are from 2010-11

TEAM

WCC STATS (11/28/11)	ALL	CONF
Scoring Offense	2nd	—
Scoring Defense	2nd	—
Scoring Margin	2nd	—
FT Percentage	8th	—
FG Percentage	1st	—
FG Percentage Defense	3rd	—
3FG Percentage	1st	—
3FG Percentage Defense	2nd	—
3-Point FG Made	5th	—
Rebounding Offense	4th	—
Rebounding Defense	2nd	—
Rebounding Margin	3rd	—
Blocked Shots	1st	—
Assists	1st	—
Steals	4th	—
Turnover Margin	3rd	—
Assist/Turnover Ratio	3rd	—
Offensive Rebounds	16th	—
Defensive Rebounds	4th	—
Defensive Reb Pct	5th	—
Offensive Reb Pct	4th	—

NCAA STATS (FINAL 10-11)

	RANK	ACTUAL
Won-Lost Percentage	5	86.5
Scoring Offense	7	81.4
Scoring Defense	171	67.9
Scoring Margin	5	13.5
Field-Goal Percentage	100	44.9
Field-Goal Pct Defense	77	41.5
3-Point Field Goals/Game	18	8.4
3-Point Field-Goal Pct	90	36.1
Three Pt FG Defense	79	32.7
Free-Throw Percentage	10	76.5
Rebound Margin	84	2.8
Assists Per Game	61	14.5
Assist Turnover Ratio	16	1.33
Blocked Shots Per Game	81	4.1
Steals Per Game	37	8.1
Turnovers Per Game	17	10.9
Turnover Margin	15	3.5
Personal Fouls Per Game	79	17.5

INDIVIDUAL

WCC (11/28/11)	TOP BYU PLAYER - ALL	TOP BYU PLAYER - CONF
Scoring	Noah Hartssock - 4th	—
Rebounding	Charles Abouo - 6th	—
FG Percentage	Noah Hartssock - 3rd	—
Assists	Anson Winder - T9th	—
FT Percentage	None	—
Steals	Charles Abouo - T8th	—
3FG Percentage	Charles Abouo - 1st	—
3FG Made/Game	Charles Abouo - T10th	—
Blocked Shots	Noah Hartssock - 1st	—
Assist/TO Ratio	Anson Winder - 1st	—
Offensive Rebounds	Charles Abouo - 10th	—
Defensive Rebounds	Charles Abouo - 4th	—
Minutes Played	Noah Hartssock - 6th	—

NCAA (FINAL 10-11) BYU PLAYER - RANK ACTUAL

Points Per Game	Jimmer Fredette - 1	28.9
Field Goal Percentage	Jimmer Fredette - 148	45.2
3-Point Field Goals/Game	Jimmer Fredette - 3	3.4
	Jackson Emery - 72	2.5
Three-Point Field Goal Pct	Jimmer Fredette - 31	39.6
Free-Throw Pct	Jimmer Fredette - 14	89.4
Assists Per Game	Jimmer Fredette - 99	4.3
Blocked Shots Per Game	Noah Hartssock - 88	1.6
Steals Per Game	Jackson Emery - 7	2.7



2011-12 NUMERICAL ROSTER

Click to view the BYU men's basketball roster on BYUcougars.com



No.	Name	Pos.	Ht.	Wt.	Yr.	Hometown (Previous School)
0	Brandon Davies	F	6-9	235	Jr.	Provo, Utah (Provo HS)
1	Charles Abouo	G/F	6-5	215	Sr.	Abidjan, Cote d'Ivoire (Brewster Academy)
2	Craig Cusick	G	6-2	185	Jr.	Orem, Utah (Utah)
3	Austin Nelson	G	6-0	160	Fr.	Henderson, Nev. (Coronado HS)
5	Chris Collinsworth	F	6-9	235	So.	Provo, Utah (Provo HS)
10	Matt Carlino	G	6-2	175	Fr.	Scottsdale, Ariz. (Bloomington South HS)
12	Josh Sharp	F	6-7	185	Fr.	Highland, Utah (Utah)
13	Brock Zylstra	G/F	6-6	210	Jr.	La Verne, Calif. (Bonita HS)
14	Nick Martineau	G	6-0	170	Jr.	Fruit Heights, Utah (Davis HS)
15	Jaren Sweeney	G/F	6-5	190	Fr.	Mesa, Ariz. (Mountain View HS)
20	Anson Winder	G	6-3	195	Fr.	Las Vegas, Nev. (Bishop Gorman HS)
21	Stephen Rogers	F	6-8	195	Jr.	Mesa, Ariz. (Mesa CC)
24	Damarcus Harrison	G	6-5	190	Fr.	Greenwood, S.C. (Christ School)
33	Nate Austin	F/C	6-10	215	Fr.	Alpine, Utah (Lone Peak HS)
34	Noah Hartsock	F	6-8	230	Sr.	Bartlesville, Okla. (Bartlesville HS)
42	Ian Harward	F/C	6-10	215	Fr.	Orem, Utah (Orem HS)

Head Coach: Dave Rose, 7th year (Houston, 1983)

Assistant Coaches: Terry Nashif (BYU, 2005); Tim LaComb (Utah, 2006), Mark Pope (Kentucky, 1996)

Director of Basketball Operations: Mike Hall (BYU, 2005)

Team Trainer: Robert Ramos (BYU, 1995)

PRONUNCIATION GUIDE

CHARLES ABOUO ANSON WINDER
a-BOO-oh AN-son WINE-der

MATT CARLINO BROCK ZYLSTRA
car-LEE-no ZIL-stra

DAMARCUS HARRISON TERRY NASHIF
duh-MARCUS NASH-if

IAN HARWARD ROBERT RAMOS
har-WORD RAY-mus

NICK MARTINEAU
MART-in-oh

2011-12 SEASON / CAREER HIGHS				
#	PLAYER	POINTS	REBOUNDS	ASSISTS
0	DAVIES, Brandon Career:	25 vs. BYU-Hawaii same	9 vs. BYU-Hawaii 15 vs. Colorado State (10-11)	4 vs. Longwood, vs. Nevada 6 at Air Force (10-11)
1	ABOUO, Charles Career:	22 vs. Nevada 25 vs. Wyoming (10-11)	16 vs. Longwood same	4 vs. Longwood, vs. Nevada 4, three times, last vs. Nevada (11-12)
2	CUSICK, Craig Career:	6 vs. BYU-Hawaii same	3 vs. BYU-Hawaii, vs. PVAMU same	4 vs. Wisconsin same
5	COLLINSWORTH, Chris Career:	— 15 vs. Chicago State	1 vs. BYU-Hawaii 11 at UNLV (07-08)	1 at Utah State 3 four times, last vs. Chicago State (10-11)
10	CARLINO, Matt Career:	— same	— same	— same
12	SHARP, Josh Career:	5 vs. BYU-Hawaii, vs. PVAMU same	6 vs. BYU-Hawaii, vs. PVAMU same	3 vs. Longwood same
13	ZYLSTRA, Brock Career:	8 vs. PVAMU, vs. Nevada 11 vs. Chicago State (10-11)	6 vs. BYU-Hawaii same	3 at Utah State same
14	MARTINEAU, Nick Career:	3 vs. Longwood 6 vs. Loyola Marymount (07-08)	2 vs. PVAMU 2, four times, last vs. Hawaii (10-11)	2 vs. PVAMU 4 vs. Loyola Marymount (07-08)
20	WINDER, Anson Career:	11 vs. PVAMU same	4 vs. Nevada same	5 vs. Longwood same
21	ROGERS, Stephen Career:	18 vs. PVAMU same	4 vs. Nevada 8 vs. UNLV (10-11)	3 at Utah State, vs. Longwood same
24	HARRISON, Damarcus Career:	11 vs. Longwood same	2 vs. BYU-Hawaii, vs. Nevada same	2 vs. BYU-Hawaii, vs. PVAMU same
33	AUSTIN, Nate Career:	4 vs. Longwood same	3 at Utah State, vs. Longwood same	1 vs. Longwood same
34	HARTSOCK, Noah Career:	21 vs. Nevada 21 vs. Fresno St. (10-11), vs. Nevada (11-12)	9 vs. BYU-Hawaii 13 vs. Vermont (10-11)	5 vs. BYU-Hawaii 6 vs. Eastern New Mexico (09-10)
42	HARWARD, Ian Career:	— same	— same	— same



CAREER HIGHLIGHTS

- 163-47 overall record for a BYU record .776 winning percentage
- With 159 victories in his first six seasons is tied for third all-time for best career starts (through six seasons) by wins in NCAA history and second in BYU history for career victories
- Four Mountain West Conference regular season titles, a BYU and MWC record
- Three-time MWC Coach of the Year (2006, 2007, 2011)
- Two-time USBWA District VIII Coach of the Year (2006, 2011)
- Honorable Mention for National Coach of the Year by Scout.com (2006)
- Five-consecutive trips to the NCAA Tournament, a BYU record
- Five-consecutive 25-win seasons, a BYU record
- Holds top two spots for wins in a season in BYU history with 32 in 2010-11 and 30 in 2009-10
- Took BYU to the Sweet 16 in 2011 for the first time since 1981
- Coached Jimmer Fredette, the 2011 Consensus National Player of the Year (received the Wooden Award, Naismith Trophy, Oscar Robertson Trophy and other national awards)
- Naismith Coach of the Year Finalist in 2011
- Finalist for the Clair Bee Award in 2010

COACHING EXPERIENCE

- BYU Head Coach (2005-present)
- BYU Associate Head Coach (2000-2005)
- BYU Assistant Coach (1997-2000)
- Dixie State Head Coach (1990-1997)
- Dixie State Assistant Coach (1987-1990)
- Assistant coach at Pine View High School (1986-87)
- Head coach at Millard High School (1983-86)

SERVICE

- NABC Game Pillar Award for Service in 2008
- 63rd recipient of the Dale Rex Memorial Award
- Honorary Chair of the Children with Cancer Christmas Foundation
- Was the first coach in the state of Utah to participate in the American Cancer Society's nationwide Coaches vs. Cancer campaign
- Lobbied before Congress for more funding for cancer research in September 2010

EDUCATION

- Houston (1983, B.A.)

PLAYING CAREER

- Played baseball and basketball at Dixie State College
- Played for Houston from 1980-83 (played in 1980-81 and 82-82, redshirted in 1981-82)
- Co-Captain on the famous "Phi-Slamma Jamma" team that featured Hakeem Olajuwon and Clyde Drexler
- Helped Houston achieve a No. 1 ranking and reach the national championship game in 1983

MISSION

- Manchester England (1977-79)

PERSONAL/FAMILY

- Wife: Cheryl
- Children: Daughter Chanell and husband Brock Reichner, son Garrett and wife Brooke, daughter Taylor
- Dave and Cheryl Rose have five grandchildren



Click to view Dave Rose's profile on BYUcougars.com



ROSE DIVISION I COACHING LEDGER					
SCHOOL	SEASON	OVERALL	MWC/WCC	MWC TOURNEY	NCAA/NIT
BYU	2005-06	20-9	12-4	0-1	0-1 NIT
BYU	2006-07	25-9	13-3	2-1	0-1 NCAA
BYU	2007-08	27-8	14-2	2-1	0-1 NCAA
BYU	2008-09	25-8	12-4	1-1	0-1 NCAA
BYU	2009-10	30-6	13-3	1-1	1-1 NCAA
BYU	2010-11	32-5	14-2	2-1	2-1 NCAA
BYU	2011-12	4-2	—	—	—
TOTAL		163-47 (.776)	78-18 (.813)	8-6 (.571)	3-6





DAVIES NOTES

Last time Out

- Posted 9 points, 4 rebounds, 3 assists and 1 steal vs. Wisconsin

In 2011-12

- Has started all six games and scored in double figures four times
- Set career-high with 25 points vs. BYU-Hawaii
- Averages 12.0 points, 5.5 rebounds, 2.7 assists, 1.0 blocks
- Named to the All-WCC Preseason team

Other

- Mother is Linda Kathleen Davies and has one brother and one sister
- Also recruited by Utah, Gonzaga, Utah State, Cal Berkeley, Washington State, Penn State and Santa Clara
- Played for Craig Drury at Provo High School where he helped lead the Bulldogs to state titles as a sophomore and junior and a second-place finish as a senior
- Named first-team all-state by the Salt Lake Tribune and Deseret News and to the Long Beach Press-Telegram Best in the West Second Team as a senior
- Averaged 14.0 points and 6.0 rebounds while leading Provo to a 17-1 record, including 10-0 in region play as a senior

Click for Davies' bio on BYUcougars.com



0 — BRANDON DAVIES

6-9 • 235 • Junior • Forward
Provo, Utah (Provo HS)

11-12 SEASON HIGHS

Points: 25, BYU-Hawaii – 11/15/11
 Points 1st half: 14, BYU-Hawaii – 11/15/11
 Points 2nd half: 13 at Utah State – 11/11/11
 Rebounds: 9, BYU-Hawaii – 11/15/11
 Assists: 4, Longwood – 11/18/11, vs. Nevada – 11/25/11
 Steals: 3 vs. Wisconsin – 11/26/11
 Blocks: 2 vs. BYU-Hawaii – 11/15/11, vs. PVAMU – 11/22/11
 FG made: 10, BYU-Hawaii – 11/15/11
 FG attempts: 13, BYU-Hawaii – 11/15/11
 3FG made: —
 3FG attempts: —
 FT made: 5, three times
 FT attempts: 9 at Utah State – 11/11/11

2011-12 GAME-BY-GAME

Opponent	Date	GS	Min	FG	FGA	Pct	3FG	FGA	Pct	FT	FTA	Pct	Off	Def	TR	Avg	PF	FO	A	TO	Blk	Stl	Pts	Avg	
at Utah State	11/11/11	*	24	4	10	.400	0	0	.000	5	9	.556	2	3	5	5.0	3	0	1	3	1	2	13	13.0	
BYU-HAWAII	11/15/11	*	28	10	13	.769	0	0	.000	5	6	.833	3	6	9	7.0	3	0	3	5	2	1	25	19.0	
LONGWOOD	11/18/11	*	20	1	3	.333	0	0	.000	0	0	.000	2	2	4	6.0	3	0	4	5	0	0	2	13.3	
PRAIRIE VIEW A&M	11/22/11	*	26	4	8	.500	0	0	.000	5	6	.833	3	5	8	6.5	3	0	3	4	2	1	13	13.3	
vs Nevada	11/25/11	*	25	4	8	.500	0	0	.000	2	2	1.000	0	3	3	5.8	5	1	4	0	1	0	10	12.6	
vs Wisconsin	11/26/11	*	30	4	10	.400	0	0	.000	1	1	1.000	0	4	4	5.5	2	0	1	4	0	3	9	12.0	
Totals			6	153	27	52	.519	0	0	.000	18	24	.750	10	23	33	5.5	19	1	16	21	6	7	72	12.0

CAREER HIGHS

Points: 25, BYU-Hawaii – 11/15/11
 Rebounds: 15, Colorado State – 02/23/11
 Assists: 6, at Air Force – 02/09/11
 Steals: 3, Utah – 02/12/11, vs. Wisconsin – 11/26/11
 Blocks: 3, UNLV – 02/05/11 ; at AFA – 1/13/10 ; MNSU – 11/23/10
 FG made: 10, BYU-Hawaii – 11/15/11
 FG attempts: 15, at Wyoming Cowboys – 02/02/11
 3FG attempts: 1, Utah – 01/30/10
 FT made: 12, Colorado State – 02/23/11
 FT attempts: 16, Colorado State – 02/23/11


MISCELLANEOUS

	11-12	Career
Double-Figure Pts:	4 (3-1)	30 (27-3)
20-plus Pts:	1 (1-0)	4 (4-0)
Double-Figure Reb:	0 (0-0)	4 (4-0)
Double-Doubles:	0 (0-0)	4 (4-0)
3-plus Steals:	1 (0-1)	2 (1-1)
3-plus Blocks:	0 (0-0)	3 (3-0)
3-plus 3-point FGs:	0 (0-0)	0 (0-0)
Scoring Leader:	1 (1-0)	2 (2-0)
Rebound Leader:	2 (2-0)	16 (14-2)
Assist Leader:	1 (1-0)	3 (3-0)

CAREER STATISTICS (ALL GAMES)																									
Year	GP	GS	Min	Avg	FG	FGA	Pct	3FG	FGA	Pct	FT	FTA	Pct	Off	Def	TR	Avg	PF	FO	A	TO	Blk	Stl	Pts	Avg
2009-10	35	1	474	13.5	69	128	.539	0	1	.000	50	88	.568	30	74	104	3.0	91	1	9	47	14	13	188	5.4
2010-11	29	26	721	24.9	115	219	.525	0	0	.000	93	138	.674	63	117	180	6.2	90	4	43	44	27	20	323	11.1
2011-12	6	6	153	25.5	27	52	.519	0	0	.000	18	24	.750	10	23	33	5.5	19	1	16	21	6	7	72	12.0
TOTAL	70	33	1348	19.3	211	399	.529	0	1	.000	161	250	.644	103	214	317	4.5	200	6	68	112	47	40	583	8.3

CAREER STATISTICS (CONFERENCE GAMES)																									
Year	GP	GS	Min	Avg	FG	FGA	Pct	3FG	FGA	Pct	FT	FTA	Pct	Off	Def	TR	Avg	PF	FO	A	TO	Blk	Stl	Pts	Avg
2009-10	15	0	187	12.5	29	63	.460	0	1	.000	22	41	.537	13	35	48	3.2	35	0	3	21	5	6	80	5.3
2010-11	14	14	395	28.2	54	111	.486	0	0	.000	51	74	.689	30	72	102	7.3	46	2	29	25	16	13	159	11.4
TOTAL	29	14	582	20.1	83	174	.477	0	1	.000	73	115	.635	43	107	150	5.2	81	2	32	46	21	19	239	8.2





1 — CHARLES ABOUO
 6-5 • 215 • Senior • Guard/Forward
 Abidjan, Cote d'Ivoire (Brewster Academy)

ABOUO NOTES

Last time Out

- Scored 6 points and had 4 rebounds, 2 assists and 1 block vs. Wisconsin

In 2011-12

- Has started all six games and scored in double figures four times
- Averages 13.3 points, 7.8 rebounds, 3.2 assists and 1.3 steals
- Posted 19 points on 6 of 9 shooting and added a career-best 16 rebounds, 4 assists and 2 blocks against Longwood
- Scored a season-high 22 points, tied a career high with 4 3s and added 8 boards, 4 assists and 3 steals against Nevada
- 58.1 percent FG shooting

Other

- Parents are Ernest and Yvonne Abouo
- Played for the Utah Pump and Run AAU team with BYU players Chris Collinsworth and Nick Martineau
- Also recruited by San Diego State, Wichita State, Utah State, Loyola, Montana, Tulsa and Virginia Commonwealth
- Played for the Cote d'Ivoire Senior National Team during the summers of 2009 and 2010
- Played in the 2010 World Championships in Turkey with the Cote d'Ivoire National Team.
- Helped Brewster Academy (Wolfeboro, N.H.) set a school record with a 31-4 overall record in 2007-08

Click for Abouo's bio on
 BYUcougars.com



11-12 SEASON HIGHS

Points: 22, vs Nevada -- 11/25/11
 Points 1st half: 7 at USU -- 11/11/11, Longwood -- 11/18/11
 Points 2nd half: 16 vs Nevada -- 11/25/11
 Rebounds: 16, Longwood -- 11/18/11
 Assists: 4, Longwood -- 11/18/11, vs. Nevada -- 11/25/11
 Steals: 3, BYU-Hawaii -- 11/15/11, vs. Nevada -- 11/25/11
 Blocks: 2 Longwood -- 11/18/11
 FG made: 8 vs. Nevada -- 11/25/11
 FG attempts: 12 vs. Nevada -- 11/25/11
 3FG made: 4 vs. Nevada -- 11/25/11
 3FG attempts: 5 at USU -- 11/11/11, vs. Nevada -- 11/25/11
 FT made: 5 at Utah State -- 11/11/11, Longwood -- 11/18/11
 FT attempts: 8 Longwood -- 11/18/11

2011-12 GAME-BY-GAME

Opponent	Date	GS	Min	FG	FGA	Pct	3FG	FGA	Pct	FT	FTA	Pct	Off	Def	TR	Avg	PF	FO	A	TO	Blk	Stl	Pts	Avg	
at Utah State	11/11/11	*	36	4	6	.667	3	5	.600	5	7	.714	3	3	6	6.0	4	0	3	3	0	0	16	16.0	
BYU-HAWAII	11/15/11	*	20	1	4	.250	0	0	.000	2	5	.400	0	6	6	6.0	4	0	3	4	0	3	4	10.0	
LONGWOOD	11/18/11	*	27	6	9	.667	2	3	.667	5	8	.625	5	11	16	9.3	0	0	4	1	2	0	19	13.0	
PRAIRIE VIEW A&M	11/22/11	*	24	4	6	.667	2	3	.667	3	5	.600	2	5	7	8.8	0	0	3	1	0	2	13	13.0	
vs Nevada	11/25/11	*	38	8	12	.667	4	5	.800	2	2	1.000	2	6	8	8.6	2	0	4	5	0	3	22	14.8	
vs Wisconsin	11/26/11	*	34	2	6	.333	0	2	.000	2	2	1.000	1	3	4	7.8	3	0	2	4	1	0	6	13.3	
Totals			6	179	25	43	.581	11	18	.611	19	29	.655	13	34	47	7.8	13	0	19	18	3	8	80	13.3

CAREER HIGHS

Points: 25, Wyoming -- 03/05/11
 Rebounds: 16, Longwood -- 11/18/11
 Assists: 4, three times
 Steals: 3, three times
 Blocks: 2, Colorado State -- 02/23/11; Longwood -- 11/18/11
 FG made: 9, Wyoming -- 03/05/11
 FG attempts: 12, Wyoming -- 03/05/11; vs Nevada -- 11-25-11
 3FG made: 4, at SDSU -- 02/26/11; vs Nevada -- 11-25-11
 3FG attempts: 6, Utah State -- 11/17/10
 FT made: 7, vs Arizona -- 12/11/10
 FT attempts: 10, vs Arizona -- 12/11/10

MISCELLANEOUS

	10-11	Career
Double-Figure Pts:	4 (3-1)	18 (16-2)
20-plus Pts:	0 (0-0)	3 (3-0)
Double-Figure Reb:	1 (1-0)	3 (3-0)
Double-Doubles:	1 (1-0)	2 (2-0)
3-plus Steals:	2 (2-0)	3 (3-0)
3-plus Blocks:	0 (0-0)	0 (0-0)
3-plus 3-point FGs:	2 (1-1)	4 (3-1)
Scoring Leader:	2 (2-0)	2 (2-0)
Rebound Leader:	3 (2-1)	12 (11-1)
Assist Leader:	1 (1-0)	2 (2-0)


CAREER STATISTICS (ALL GAMES)

Year	GP	GS	Min	Avg	FG	FGA	Pct	3FG	FGA	Pct	FT	FTA	Pct	Off	Def	TR	Avg	PF	FO	A	TO	Blk	Stl	Pts	Avg
2008-09	33	1	354	10.7	30	75	.400	9	21	.429	27	42	.643	13	49	62	1.9	33	1	13	22	3	9	96	2.9
2009-10	36	2	464	12.9	57	122	.467	11	27	.407	39	55	.709	40	70	110	3.1	56	1	31	29	9	19	164	4.6
2010-11	37	22	772	20.9	88	212	.415	24	83	.289	68	90	.756	52	127	179	4.8	83	2	30	40	11	29	268	7.2
2011-12	6	6	179	29.8	25	43	.581	11	18	.611	19	29	.655	13	34	47	7.8	13	0	19	18	3	8	80	13.3
TOTAL	112	31	1769	15.8	200	452	.442	55	149	.369	153	216	.708	118	280	398	3.6	185	4	93	109	26	65	608	5.4

CAREER STATISTICS (CONFERENCE GAMES)

Year	GP	GS	Min	Avg	FG	FGA	Pct	3FG	FGA	Pct	FT	FTA	Pct	Off	Def	TR	Avg	PF	FO	A	TO	Blk	Stl	Pts	Avg
2008-09	16	1	137	8.6	14	34	.412	5	10	.500	5	11	.455	4	16	20	1.3	14	0	3	7	1	2	38	2.4
2009-10	16	0	220	13.8	31	61	.508	5	13	.385	14	19	.737	21	38	59	3.7	25	0	17	10	5	10	81	5.1
2010-11	16	7	333	20.8	46	96	.479	14	36	.389	29	40	.725	19	49	68	4.3	40	0	8	13	5	15	135	8.4
TOTAL	48	8	690	14.4	91	191	.476	24	59	.407	48	70	.686	44	103	147	3.1	79	0	28	30	11	27	254	5.3





2 — CRAIG CUSICK
 6-2 • 185 • Junior • Guard
 Orem, Utah (Utah)

CUSICK NOTES

Last time Out

- Had a career-high 4 assists to go along with 2 points, 1 rebound and 1 steal vs. Wisconsin

In 2011-12

- Started against Longwood and PVAMU
- Averages 2.7 points, 1.5 rebounds and 1.3 assists
- Career-high 4 assists vs. Wisconsin
- Hit first 3-pointer of career vs. BYU-Hawaii
- Against Longwood made his first career start and posted 3 points, 2 rebounds and 1 assist

Other

- A member of the BYU practice squad in 2010-11
- Parents are Randy and Debbie Cusick
- Named first-team all-state by the Salt Lake Tribune as a junior and senior
- Named first-team all-state by the Deseret News as a senior and second team as a junior
- Leading scorer in 4A and 5A in 2005-06
- Averaged 22 points, 6.5 rebounds and 5 assists per game as a senior
- Orem High School's all-time leading scorer
- Led Orem to the state tournament semifinals in 2005 and 2006

Click for Cusick's bio on
 BYUcougars.com



11-12 SEASON/CAREER HIGHS

Points: 6, BYU-Hawaii -- 11/15/11
 Points 1st half: 5, BYU-Hawaii -- 11/15/11
 Points 2nd half: 3, PVAMU -- 11/22/11
 Rebounds: 3, BYU-Hawaii -- 11/15/11 ; PVAMU-- 11/22/11
 Assists: 4, vs. Wisconsin -- 11/26/11
 Steals: 1, four times
 Blocks: —
 FG made: 2, BYU-Hawaii -- 11/15/11
 FG attempts: 5, BYU-Hawaii -- 11/15/11
 3FG made: 1, three times
 3FG attempts: 4, BYU-Hawaii -- 11/15/11
 FT made: 2, at Utah State -- 11/11/11
 FT attempts: 2, at Utah State -- 11/11/11 ; BYUH -- 11/15/11

2011-12 GAME-BY-GAME

Opponent	Date	GS	Min	FG	FGA	Pct	3FG	FGA	Pct	FT	FTA	Pct	Off	Def	TR	Avg	PF	FO	A	TO	Blk	Stl	Pts	Avg	
at Utah State	11/11/11	9	0	0	.000	0	0	.000	2	2	1.000	0	0	0	0.0	1	0	1	0	0	1	2	2.0		
BYU-HAWAII	11/15/11	23	2	5	.400	1	4	.250	1	2	.500	0	3	3	1.5	1	0	0	0	0	1	6	4.0		
LONGWOOD	11/18/11	* 16	1	3	.333	1	3	.333	0	0	.000	0	2	2	1.7	3	0	1	0	0	0	3	3.7		
PRAIRIE VIEW A&M	11/22/11	* 19	1	2	.500	1	2	.500	0	0	.000	0	3	3	2.0	0	0	2	0	0	0	3	3.5		
vs Nevada	11/25/11	2	0	0	.000	0	0	.000	0	1	.000	0	0	0	1.6	0	0	0	0	0	1	0	2.8		
vs Wisconsin	11/26/11	20	1	1	1.000	0	0	.000	0	0	.000	1	0	1	1.5	3	0	4	1	0	1	2	2.7		
Totals			2	89	5	11	.455	3	9	.333	3	5	.600	1	8	9	1.5	8	0	8	1	0	4	16	2.7

MISCELLANEOUS

	11-12	Career
Double-Figure Pts:	0 (0-0)	0 (0-0)
20-plus Pts:	0 (0-0)	0 (0-0)
Double-Figure Reb:	0 (0-0)	0 (0-0)
Double-Doubles:	0 (0-0)	0 (0-0)
3-plus Steals:	0 (0-0)	0 (0-0)
3-plus Blocks:	0 (0-0)	0 (0-0)
3-plus 3-point FGs:	0 (0-0)	0 (0-0)
Scoring Leader:	0 (0-0)	0 (0-0)
Rebound Leader:	0 (0-0)	0 (0-0)
Assist Leader:	1 (0-1)	1 (0-1)

Year	GP	GS	Min	Avg	FG	FGA	Pct	3FG	FGA	Pct	FT	FTA	Pct	Off	Def	TR	Avg	PF	FO	A	TO	Blk	Stl	Pts	Avg
2011-12	6	2	89	14.8	5	11	.455	3	9	.333	3	5	.600	1	8	9	1.5	8	0	8	1	0	4	16	2.7
TOTAL	6	2	89	14.8	5	11	.455	3	9	.333	3	5	.600	1	8	9	1.5	8	0	8	1	0	4	16	2.7





COLLINSWORTH NOTES

Last time Out

- Did not play vs. Wisconsin due to knee soreness

In 2011-12

- Played in first two games of 2011-12 season

Other

- Parents are Jeff and Alisa and has two sisters and two brothers, brother Kyle played as a freshman for BYU in 2010-11 and is currently serving a mission in Russia
- Served a mission for The Church of Jesus Christ of Latter-day Saints in Australia
- Named the 2007 Gatorade Utah Boys' Basketball Player of the Year and helped Provo win the state title with 27 points in the title game
- As a senior was first-team all-state and received Deseret News 4A and All-Valley MVP honors
- Averaged 16.6 points and 12 rebounds per game despite playing most of the season with a fracture in his right index finger
- Averaged 14.1 points, 6.5 rebounds and 3.3 assists per game to go along with 38 steals and 28 blocks as a junior

Click for Collinsworth's bio on BYUcougars.com



5 — CHRIS COLLINSWORTH

6-9 • 235 • Sophomore • Forward
Provo, Utah (Provo HS)

11-12 SEASON HIGHS

Points: —
Points 1st half: —
Points 2nd half: —
Rebounds: 1, BYU-Hawaii – 11/15/11
Assists: 1 at Utah State – 11/11/11
Steals: —
Blocks: 1, BYU-Hawaii – 11/15/11
FG made: —
FG attempts: 1 at Utah State – 11/11/11
3FG made: —
3FG attempts: 1 at Utah State – 11/11/11
FT made: —
FT attempts: —

2011-12 GAME-BY-GAME

Opponent	Date	GS	Min	FG	FGA	Pct	3FG	FGA	Pct	FT	FTA	Pct	Off	Def	TR	Avg	PF	FO	A	TO	Blk	Stl	Pts	Avg	
at Utah State	11/11/11	5	0	1	.000	0	1	.000	0	0	0	.000	0	0	0	0.0	3	0	1	2	0	0	0	0.0	
BYU-HAWAII	11/15/11	7	0	1	.000	0	0	0	.000	0	0	.000	0	1	1	0.5	0	0	0	1	1	0	0	0.0	
LONGWOOD	11/18/11				DNP																				
PRAIRIE VIEW A&M	11/22/11				DNP																				
vs. Nevada	11/25/11				DNP																				
vs. Wisconsin	11/26/11				DNP																				
Totals			0	12	0	2	.000	0	1	.000	0	0	.000	0	1	1	0.5	3	0	1	3	1	0	0	0.0

CAREER HIGHS

Points: 15, Chicago State – 11/20/10
Rebounds: 11, at UNLV – 01/15/08
Assists: 3, 4 times
Steals: 2, twice, last vs. Chicago State – 11/20/10
Blocks: 2, 3 times, last vs Colorado State – 03/13/08
FG made: 5, Chicago State – 11/20/10
FG attempts: 8, Chicago State – 11/20/10
3FG made: 1, 7 times
3FG attempts: 3, 4 times
FT made: 7, at Weber State – 12/21/10
FT attempts: 8, at Weber State – 12/21/10

MISCELLANEOUS

	10-11	Career
Double-Figure Pts:	0 (0-0)	4 (4-0)
20-plus Pts:	0 (0-0)	0 (0-0)
Double-Figure Reb:	0 (0-0)	3 (2-1)
Double-Doubles:	0 (0-0)	1 (1-0)
3-plus Steals:	0 (0-0)	0 (0-0)
3-plus Blocks:	0 (0-0)	0 (0-0)
3-plus 3-point FGs:	0 (0-0)	1 (1-0)
Scoring Leader:	0 (0-0)	0 (0-0)
Rebound Leader:	0 (0-0)	11 (8-3)
Assist Leader:	0 (0-0)	1 (0-1)


CAREER STATISTICS (ALL GAMES)

Year	GP	GS	Min	Avg	FG	FGA	Pct	3FG	FGA	Pct	FT	FTA	Pct	Off	Def	TR	Avg	PF	FO	A	TO	Blk	Stl	Pts	Avg
2007-08	35	6	557	15.9	42	112	.375	6	33	.182	22	51	.431	47	122	169	4.8	53	0	19	32	14	9	112	3.2
2010-11	9	4	147	16.3	16	39	.410	1	8	.125	20	27	.741	16	34	50	5.6	16	1	12	8	0	4	53	5.9
2011-12	2	0	12	6.0	0	2	.000	0	1	.000	0	0	.000	0	1	1	0.5	3	0	1	3	1	0	0	0.0
TOTAL	46	10	716	15.6	58	153	.379	7	42	.167	42	78	.538	63	157	220	4.8	72	1	32	43	15	13	165	3.6

CAREER STATISTICS (CONFERENCE GAMES)

Year	GP	GS	Min	Avg	FG	FGA	Pct	3FG	FGA	Pct	FT	FTA	Pct	Off	Def	TR	Avg	PF	FO	A	TO	Blk	Stl	Pts	Avg
2007-08	16	1	242	15.1	20	57	.351	3	15	.200	7	20	.350	23	61	84	5.3	19	0	6	9	5	4	50	3.1
TOTAL	16	1	242	15.1	20	57	.351	3	15	.200	7	20	.350	23	61	84	5.3	19	0	6	9	5	4	50	3.1





10 — MATT CARLINO
 6-2 • 175 • Freshman • Guard
 Scottsdale, Ariz. (Bloomington South HS)

CARLINO NOTES

Last time Out

- Did not play vs. Wisconsin

In 2011-12

- Will be eligible to play on Dec. 17 vs. Baylor

Other

- Redshirted at BYU in 2010-11 after transferring from UCLA
- Parents are Mark and Brett Carlino
- Has one younger sister, Cate, and one younger brother, Jack
- Father, Mark, played basketball at Arizona State and uncle Brock Brunkhorst played basketball at Arizona
- Lists former Utah Jazz great, John Stockton, and New York Yankees' closer Mariano Rivera as his sports heroes
- Led Bloomington South to a 23-1 record while averaging 13.4 points, 5.9 rebounds and 4.3 assists per game
- Led Bloomington South to the 4A State Regional Finals and a No. 1 ranking for much of the season
- Named to Indiana Junior All-Star Team and to All-Conference Indiana Team
- As a sophomore led Highland to a 29-4 record and a trip to the state championship game while averaging 19.7 points, 6.2 rebounds, 5.5 assists and 2.7 steals per game
- As a freshman led Highland to a 24-6 record while averaging 16.2 points, 6.8 rebounds, 5.6 assists and 1.9 steals per game

Click for Carlino's bio on BYUcougars.com



11-12 SEASON/CAREER HIGHS

- Points: —
- Points 1st half: —
- Points 2nd half: —
- Rebounds: —
- Assists: —
- Steals: —
- Blocks: —
- FG made: —
- FG attempts: —
- 3FG made: —
- 3FG attempts: —
- FT made: —
- FT attempts: —

2011-12 GAME-BY-GAME


Opponent	Date	GS	Min	FG	FGA	Pct	3FG	FGA	Pct	FT	FTA	Pct	Off	Def	TR	Avg	PF	FO	A	TO	Blk	Stl	Pts	Avg
at Utah State	11/11/11		DNP																					
BYU-HAWAII	11/15/11		DNP																					
LONGWOOD	11/18/11		DNP																					
PRAIRIE VIEW A&M	11/22/11		DNP																					
vs. Nevada	11/25/11		DNP																					
vs. Wisconsin	11/26/11		DNP																					

MISCELLANEOUS

	11-12	Career
Double-Figure Pts:	0 (0-0)	0 (0-0)
20-plus Pts:	0 (0-0)	0 (0-0)
Double-Figure Reb:	0 (0-0)	0 (0-0)
Double-Doubles:	0 (0-0)	0 (0-0)
3-plus Steals:	0 (0-0)	0 (0-0)
3-plus Blocks:	0 (0-0)	0 (0-0)
3-plus 3-point FGs:	0 (0-0)	0 (0-0)
Scoring Leader:	0 (0-0)	0 (0-0)
Rebound Leader:	0 (0-0)	0 (0-0)
Assist Leader:	0 (0-0)	0 (0-0)

CAREER STATISTICS (ALL GAMES)																									
Year	GP	GS	Min	Avg	FG	FGA	Pct	3FG	FGA	Pct	FT	FTA	Pct	Off	Def	TR	Avg	PF	FO	A	TO	Blk	Stl	Pts	Avg
2011-12																									
TOTAL																									





12 — JOSH SHARP
 6-7 • 185 • Freshman • Forward
 Highland, Utah (Utah)

SHARP NOTES

Last time Out

- Played 1 minute vs. Wisconsin and had 1 rebound

In 2011-12

- Has played in first six games of 2011-12 season
- Had at least 1 offensive rebound in each of the first four games and at least 2 in each of the first two games
- Averages 2.2 points and 3.7 rebounds

Other

- Parents are Joe and Debbie Sharp
- Served a mission for The Church of Jesus Christ of Latter-day Saints in Houston
- Played for Quincy Lewis at Lone Peak High School
- Helped the Knights to back-to-back state titles in 2007-08
- Named first-team all-state by the Deseret News and Salt Lake Tribune
- A team captain as a senior
- Averaged 13.5 points and 6.3 rebounds as a senior
- Redshirted the 2008-09 season at Utah

Click for Sharp's bio on
 BYUcougars.com



11-12 SEASON/CAREER HIGHS

Points: 5, BYU-Hawaii -- 11/15/11
 Points 1st half: 2 at Utah State -- 11/11/11
 Points 2nd half: 5, BYU-Hawaii -- 11/15/11, PVAMU -- 11/22/11
 Rebounds: 6, BYU-Hawaii -- 11/15/11 ; PVAMU -- 11/22/11
 Assists: 3, Longwood -- 11/18/11
 Steals: 1, BYU-Hawaii -- 11/15/11
 Blocks: —
 FG made: 2, BYU-Hawaii -- 11/15/11 ; PVAMU -- 11/22/11
 FG attempts: 4, at Utah State -- 11/11/11
 3FG made: 1, Prairie View A&M -- 11/22/11
 3FG attempts: 1, Prairie View A&M -- 11/22/11
 FT made: 1, BYU-Hawaii -- 11/15/11 ; Longwood -- 11/18/11
 FT attempts: 3, BYU-Hawaii -- 11/15/11

2011-12 GAME-BY-GAME

Opponent	Date	GS	Min	FG	FGA	Pct	3FG	FGA	Pct	FT	FTA	Pct	Off	Def	TR	Avg	PF	FO	A	TO	Blk	Stl	Pts	Avg	
at Utah State	11/11/11	15	1	4	.250	0	0	.000	0	0	.000	0	0	0	0	4.0	2	0	0	0	0	0	2	2.0	
BYU-HAWAII	11/15/11	12	2	3	.667	0	0	.000	1	3	.333	2	4	6	5.0	2	0	1	0	0	0	1	5	3.5	
LONGWOOD	11/18/11	17	0	1	.000	0	0	.000	1	2	.500	1	3	4	4.7	3	0	3	1	0	0	0	1	2.7	
PRAIRIE VIEW A&M	11/22/11	22	2	2	1.000	1	1	1.000	0	0	.000	1	5	6	5.0	2	0	1	1	0	0	0	5	3.3	
vs Nevada	11/25/11	10	0	0	.000	0	0	.000	0	0	.000	0	1	1	4.2	1	0	0	2	0	0	0	0	2.6	
vs Wisconsin	11/26/11	1	0	0	.000	0	0	.000	0	0	.000	1	0	1	3.7	0	0	0	0	0	0	0	0	2.2	
Totals			0	77	5	10	.500	1	1	1.000	2	5	.400	7	15	22	3.7	10	0	5	4	0	1	13	2.2

MISCELLANEOUS

	11-12	Career
Double-Figure Pts:	0 (0-0)	0 (0-0)
20-plus Pts:	0 (0-0)	0 (0-0)
Double-Figure Reb:	0 (0-0)	0 (0-0)
Double-Doubles:	0 (0-0)	0 (0-0)
3-plus Steals:	0 (0-0)	0 (0-0)
3-plus Blocks:	0 (0-0)	0 (0-0)
3-plus 3-point FGs:	0 (0-0)	0 (0-0)
Scoring Leader:	0 (0-0)	0 (0-0)
Rebound Leader:	0 (0-0)	0 (0-0)
Assist Leader:	0 (0-0)	0 (0-0)

CAREER STATISTICS (ALL GAMES)																									
Year	GP	GS	Min	Avg	FG	FGA	Pct	3FG	FGA	Pct	FT	FTA	Pct	Off	Def	TR	Avg	PF	FO	A	TO	Blk	Stl	Pts	Avg
2011-12	6	0	77	12.8	5	10	.500	1	1	1.000	2	5	.400	7	15	22	3.7	10	0	5	4	0	1	13	2.2
TOTAL	6	0	77	12.8	5	10	.500	1	1	1.000	2	5	.400	7	15	22	3.7	10	0	5	4	0	1	13	2.2





ZYLSTRA NOTES

Last time Out

- Had 4 points, 5 rebounds and 1 steal vs. Wisconsin

In 2011-12

- Has started all six games this season
- Averages 5.8 points and 3.5 rebounds per game
- Has 1 steal in every game

Other

- Parents are Dave and Maxine Zylstra
- Wife's name is Sarah
- Served a mission for The Church of Jesus Christ of Latter-day Saints in New Zealand
- Recruited by Yale, Harvard, UC Davis, UC Irvine, UC Santa Barbara and Dartmouth
- Averaged 22 points, 12 rebounds, three steals and one block per game as a senior at Bonita HS
- Named first-team All-CIF as both a junior and a senior
- Selected as the Most Valuable Player of the Miramonte League two straight seasons

Click for Zylstra's bio on BYUcougars.com



13 — BROCK ZYLSTRA

6-6 • 210 • Junior • Guard
La Verne, Calif. (Bonita HS)

11-12 SEASON HIGHS

Points: 8, Prairie View A&M -- 11/22/11
Points 1st half: 7, BYU-Hawaii -- 11/15/11
Points 2nd half: 6, Prairie View A&M -- 11/22/11
Rebounds: 6, BYU-Hawaii -- 11/15/11
Assists: 3, at Utah State -- 11/11/11
Steals: 1, six times
Blocks: —
FG made: 3, BYU-Hawaii -- 11/15/11, vs Nevada -- 11/25/11
FG attempts: 9, BYU-Hawaii -- 11/15/11
3FG made: 2, three times
3FG attempts: 5 vs. Nevada -- 11/25/11
FT made: 2, Prairie View A&M -- 11/22/11
FT attempts: 2, Prairie View A&M -- 11/22/11

2011-12 GAME-BY-GAME

Opponent	Date	GS	Min	FG	FGA	Pct	3FG	FGA	Pct	FT	FTA	Pct	Off	Def	TR	Avg	PF	FO	A	TO	Blk	Stl	Pts	Avg	
at Utah State	11/11/11	*	31	1	4	.250	0	3	.000	0	0	.000	0	3	3	3.0	3	0	3	5	0	1	2	2.0	
BYU-HAWAII	11/15/11	*	32	3	9	.333	1	4	.250	0	0	.000	3	3	6	4.5	2	0	1	5	0	1	7	4.5	
LONGWOOD	11/18/11	*	18	2	5	.400	2	3	.667	0	0	.000	1	0	1	3.3	1	0	1	0	0	1	6	5.0	
PRAIRIE VIEW A&M	11/22/11	*	14	2	4	.500	2	4	.500	2	2	1.000	1	3	4	3.5	3	0	1	2	0	1	8	5.8	
vs Nevada	11/25/11	*	30	3	7	.429	2	5	.400	0	0	.000	1	1	2	3.2	1	0	2	0	0	1	8	6.2	
vs Wisconsin	11/26/11	*	22	2	7	.286	0	4	.000	0	0	.000	1	4	5	3.5	1	0	0	0	0	1	4	5.8	
Totals			6	147	13	36	.361	7	23	.304	2	2	1.000	7	14	21	3.5	11	0	8	12	0	6	35	5.8

CAREER HIGHS

Points: 11, Chicago State -- 11/20/10
Rebounds: 6, BYU-Hawaii -- 11/15/11
Assists: 3, at Utah State -- 11/11/11
Steals: 2, Chicago State -- 11/20/10 ; MVSU -- 11/23/10
Blocks: 1, Wagner -- 12/17/09
FG made: 3, three times
FG attempts: 9, BYU-Hawaii -- 11/15/11
3FG made: 3, Chicago State -- 11/20/10
3FG attempts: 6, Chicago State -- 11/20/10
FT made: 3, Eastern New Mexico -- 01/02/10
FT attempts: 4, Eastern New Mexico -- 01/02/10

MISCELLANEOUS

	10-11	Career
Double-Figure Pts:	0 (0-0)	1 (1-0)
20-plus Pts:	0 (0-0)	0 (0-0)
Double-Figure Reb:	0 (0-0)	0 (0-0)
Double-Doubles:	0 (0-0)	0 (0-0)
3-plus Steals:	0 (0-0)	0 (0-0)
3-plus Blocks:	0 (0-0)	0 (0-0)
3-plus 3-point FGs:	0 (0-0)	1 (1-0)
Scoring Leader:	0 (0-0)	0 (0-0)
Rebound Leader:	0 (0-0)	0 (0-0)
Assist Leader:	0 (0-0)	0 (0-0)

CAREER STATISTICS (ALL GAMES)

Year	GP	GS	Min	Avg	FG	FGA	Pct	3FG	FGA	Pct	FT	FTA	Pct	Off	Def	TR	Avg	PF	FO	A	TO	Blk	Stl	Pts	Avg
2009-10	20	0	63	3.2	7	18	.389	0	3	.000	5	8	.625	2	11	13	0.7	4	0	2	4	1	1	19	1.0
2010-11	29	0	150	5.2	10	32	.313	6	22	.273	7	12	.583	5	19	24	0.8	13	0	9	4	0	8	33	1.1
2011-12	6	6	147	24.5	13	36	.361	7	23	.304	2	2	1.000	7	14	21	3.5	11	0	8	12	0	6	35	5.8
TOTAL	55	6	360	6.5	30	86	.349	13	48	.271	14	22	.636	14	44	58	1.1	28	0	19	20	1	15	87	1.6

CAREER STATISTICS (CONFERENCE GAMES)

Year	GP	GS	Min	Avg	FG	FGA	Pct	3FG	FGA	Pct	FT	FTA	Pct	Off	Def	TR	Avg	PF	FO	A	TO	Blk	Stl	Pts	Avg
2009-10	8	0	24	3.0	3	7	.429	0	1	.000	2	4	.500	1	1	2	0.3	2	0	1	2	0	0	8	1.0
2010-11	11	0	40	3.6	2	7	.286	0	3	.000	3	7	.429	2	5	7	0.6	4	0	2	0	0	2	7	0.6
TOTAL	19	0	64	3.4	5	14	.357	0	4	.000	5	11	.455	3	6	9	0.5	6	0	3	2	0	2	15	0.8





14 — NICK MARTINEAU
 6-0 • 170 • Junior • Guard
 Fruit Heights, Utah (Davis HS)

MARTINEAU NOTES

Last time Out

- Played 1 minute vs. Wisconsin

In 2011-12

- Played 7 minutes vs. Prairie View A&M and tallied 2 rebounds, 2 assists and 1 steal
- Played 2 minutes vs. BYU-Hawaii and scored 1 point (1-2 FT)
- Made one 3-pointer vs. Longwood

Other

- Parents are Chris and Sherrie and has three brothers and one sister
- Wife's name is Karli
- Served a mission for The Church of Jesus Christ of Latter-day Saints in Chile
- Also garnered recruiting attention as a wide receiver in football
- Also recruited by Southern Utah, Penn, Columbia, Princeton, Stanford, Air Force, Utah State and Utah
- Averaged 15 points and six assists per game at Davis High School, earning first-team all-state honors as a senior
- Named Salt Lake Tribune second-team all-state and Deseret News third-team all-state his junior season
- Earned first-team all-state accolades as a wide receiver in football
- Honored by the National Football Foundation Hall of Fame

Click for Martineau's bio on
 BYUcougars.com



11-12 SEASON HIGHS

Points: 3, Longwood – 11/18/11
 Points 1st half: —
 Points 2nd half: 3, Longwood – 11/18/11
 Rebounds: — 2, Prairie View A&M – 11/22/11
 Assists: — 2, Prairie View A&M – 11/22/11
 Steals: — 1, Prairie View A&M – 11/22/11
 Blocks: —
 FG made: — 1, Longwood – 11/18/11
 FG attempts: — 1, Longwood – 11/18/11
 3FG made: — 1, Longwood – 11/18/11
 3FG attempts: — 1, Longwood – 11/18/11
 FT made: 1, BYU-Hawaii – 11/15/11
 FT attempts: 2, BYU-Hawaii – 11/15/11

2011-12 GAME-BY-GAME

Opponent	Date	GS	Min	FG	FGA	Pct	3FG	FGA	Pct	FT	FTA	Pct	Off	Def	TR	Avg	PF	FO	A	TO	Blk	Stl	Pts	Avg
at Utah State	11/11/11		DNP																					
BYU-HAWAII	11/15/11	2	0	0	.000	0	0	.000	1	2	.500	0	0	0	0.0	0	0	0	0	0	0	0	1	1.0
LONGWOOD	11/18/11	3	1	1	1.000	1	1	1.000	0	0	.000	0	0	0	0.0	0	0	0	0	0	0	0	3	2.0
PRAIRIE VIEW A&M	11/22/11	7	0	0	.000	0	0	.000	0	0	.000	0	2	2	0.7	0	0	2	0	0	1	0	1.3	
vs Nevada	11/25/11	1	0	1	.000	0	0	.000	0	0	.000	0	0	0	0.5	0	0	0	0	0	0	0	1.0	
vs Wisconsin	11/26/11	1	0	0	.000	0	0	.000	0	0	.000	0	0	0	0.4	0	0	0	0	0	0	0	0	0.8
Totals			0	14	1	2	.500	1	1	1.000	1	2	.500	0	2	2	0.4	0	0	2	0	1	4	0.8

CAREER HIGHS

Points: 6, Loyola Marymount – 01/03/08
 Rebounds: 2, 6 times, last, Prairie View A&M – 11/22/11
 Assists: 4, Loyola Marymount – 01/03/08
 Steals: 2, Chicago State – 11/20/10
 Blocks: —
 FG made: 2, Mississippi Valley – 11/23/10
 FG attempts: 3, twice, last vs Hawaii – 12/04/10
 3FG made: 1, 5 times, last, Longwood – 11/18/11
 3FG attempts: 2, 3 times, last vs Fresno Pacific – 01/01/11
 FT made: 4, Loyola Marymount – 01/03/08
 FT attempts: 4, Loyola Marymount – 01/03/08

MISCELLANEOUS

	10-11	Career
Double-Figure Pts:	0 (0-0)	0 (0-0)
20-plus Pts:	0 (0-0)	0 (0-0)
Double-Figure Reb:	0 (0-0)	0 (0-0)
Double-Doubles:	0 (0-0)	0 (0-0)
3-plus Steals:	0 (0-0)	0 (0-0)
3-plus Blocks:	0 (0-0)	0 (0-0)
3-plus 3-point FGs:	0 (0-0)	0 (0-0)
Scoring Leader:	0 (0-0)	0 (0-0)
Rebound Leader:	0 (0-0)	0 (0-0)
Assist Leader:	0 (0-0)	0 (0-0)

CAREER STATISTICS (ALL GAMES)

Year	GP	GS	Min	Avg	FG	FGA	Pct	3FG	FGA	Pct	FT	FTA	Pct	Off	Def	TR	Avg	PF	FO	A	TO	Blk	Stl	Pts	Avg
2007-08	20	0	115	5.8	4	14	.286	1	5	.200	4	6	.667	2	6	8	0.4	13	0	14	9	0	3	13	0.7
2010-11	25	0	121	4.8	6	22	.273	3	12	.250	2	2	1.000	0	11	11	0.4	7	0	14	4	0	5	17	0.7
2011-12	5	0	14	2.8	1	2	.500	1	1	1.000	1	2	.500	0	2	2	0.4	0	0	2	0	0	1	4	0.8
TOTAL	50	0	250	5.0	11	38	.289	5	18	.278	7	10	.700	2	19	21	0.4	20	0	30	13	0	9	34	0.7

CAREER STATISTICS (CONFERENCE GAMES)

Year	GP	GS	Min	Avg	FG	FGA	Pct	3FG	FGA	Pct	FT	FTA	Pct	Off	Def	TR	Avg	PF	FO	A	TO	Blk	Stl	Pts	Avg
2007-08	7	0	24	3.4	0	4	.000	0	2	.000	0	2	.000	0	1	1	0.1	2	0	0	3	0	2	0	0.0
2010-11	8	0	11	1.4	0	3	.000	0	1	.000	0	0	.000	0	0	0	0.0	2	0	1	0	0	0	0	0.0
TOTAL	15	0	35	2.3	0	7	.000	0	3	.000	0	2	.000	0	1	1	0.1	4	0	1	3	0	2	0	0.0





WINDER NOTES

Last time Out

- Had 3 assists vs. Wisconsin

In 2011-12

- Started last two games at point guard
- Had 9 points, 4 rebounds, 4 assists and 4 steals against Nevada, his first career start
- Had a career-high 11 points and 4 assists vs. Prairie View A&M
- Averages 5.6 points, 3.2 assists
- 47.4 percent FG shooting and 33.3 percent 3-point FG shooting

Other

- Parents are Chuck Winder and Teresa Williams
- Also recruited by Nevada, SMU, Portland, UC Riverside and Idaho
- Helped lead Bishop Gorman to back-to-back Nevada 4A state titles
- Averaged 17 points and seven boards as a senior and led Bishop Gorman to a 30-2 record
- Earned first-team all-Southwest League and first-team all-Sunset Division honors
- As a junior averaged 13.8 points, 8.2 rebounds and 3.0 assists and helped Bishop Gorman to a 28-5 record
- Earned all-Southwest League honors and Bishop Gorman's Sportsmanship Award as a junior
- Earned all-tournament honors at the Wyoming Energy Classic

Click for Winder's bio on BYUcougars.com



20 — ANSON WINDER

6-3 • 195 • Freshman • Guard
Las Vegas, Nev. (Bishop Gorman HS)

11-12 SEASON/CAREER HIGHS

Points: 11, Prairie View A&M -- 11/22/11
 Points 1st half: 6 vs. Nevada, 11/25/11
 Points 2nd half: 6, Prairie View A&M, 11/22/11
 Rebounds: 4, vs Nevada -- 11/25/11
 Assists: 5, Longwood -- 11/18/11
 Steals: 4, Nevada -- 11/25/11
 Blocks: —
 FG made: 4, vs Nevada Wolf Pack -- 11-25-11
 FG attempts: 9, vs Nevada Wolf Pack -- 11-25-11
 3FG made: 2, Longwood -- 11/18/11; PVAMU -- 11/22/11
 3FG attempts: 4, three times
 FT made: 3, Prairie View A&M -- 11/22/11
 FT attempts: 5, Longwood -- 11/18/11

2011-12 GAME-BY-GAME

Opponent	Date	GS	Min	FG	FGA	Pct	3FG	FGA	Pct	FT	FTA	Pct	Off	Def	TR	Avg	PF	FO	A	TO	Blk	Stl	Pts	Avg	
at Utah State	11/11/11		DNP																						
BYU-HAWAII	11/15/11		2	0	0	.000	0	0	.000	0	0	.000	0	1	1	1.0	0	0	0	0	0	0	0	0.0	
LONGWOOD	11/18/11		25	2	5	.400	2	4	.500	2	5	.400	0	1	1	1.0	1	0	5	0	0	0	8	4.0	
PRAIRIE VIEW A&M	11/22/11		21	3	5	.600	2	4	.500	3	3	1.000	0	3	3	1.7	2	0	4	2	0	0	11	6.3	
vs Nevada	11/25/11	*	38	4	9	.444	0	4	.000	1	2	.500	0	4	4	2.3	2	0	4	3	0	4	9	7.0	
vs Wisconsin	11/26/11	*	21	0	0	.000	0	0	.000	0	0	.000	0	0	0	1.8	0	0	3	1	0	0	0	5.6	
Totals			2	107	9	19	.474	4	12	.333	6	10	.600	0	9	9	1.8	5	0	16	6	0	4	28	5.6

MISCELLANEOUS

	11-12	Career
Double-Figure Pts:	1 (1-0)	1 (1-0)
20-plus Pts:	0 (0-0)	0 (0-0)
Double-Figure Reb:	0 (0-0)	0 (0-0)
Double-Doubles:	0 (0-0)	0 (0-0)
3-plus Steals:	1 (1-0)	1 (1-0)
3-plus Blocks:	0 (0-0)	0 (0-0)
3-plus 3-point FGs:	0 (0-0)	0 (0-0)
Scoring Leader:	0 (0-0)	0 (0-0)
Rebound Leader:	0 (0-0)	0 (0-0)
Assist Leader:	3 (3-0)	3 (3-0)

Year	GP	GS	Min	Avg	FG	FGA	Pct	3FG	FGA	Pct	FT	FTA	Pct	Off	Def	TR	Avg	PF	FO	A	TO	Blk	Stl	Pts	Avg
2011-12	5	2	107	21.4	9	19	.474	4	12	.333	6	10	.600	0	9	9	1.8	5	0	16	6	0	4	28	5.6
TOTAL	5	2	107	21.4	9	19	.474	4	12	.333	6	10	.600	0	9	9	1.8	5	0	16	6	0	4	28	5.6





ROGERS NOTES

Last time Out

- Played 12 minutes vs. Wisconsin and posted 6 points and 2 rebounds

In 2011-12

- Had 17 points vs. Longwood and 18 vs. Prairie View A&M
- Averages 9.2 points, 2.0 rebounds and 1.8 assists
- 55.0 percent FG shooting (22-40)

Other

- Parents are Kimball and Sharon Rogers and is the youngest of seven children
- Wife's name is Ginny
- Served a mission for The Church of Jesus Christ of Latter-day Saints in Cleveland, Ohio
- Earned junior college All-America honors while leading Mesa CC to a 25-7 record (2009-10)
- Averaged 21.3 points, 5.3 rebounds, 1.5 assists and 1.3 steals and made 85 threes and shot .499 from the field, .427 from three and .810 from the free throw line
- Redshirted one season at Arizona State prior to playing at Mesa

Click for Rogers' bio on
BYUcougars.com



21 — STEPHEN ROGERS

6-8 • 195 • Junior • Forward
Mesa, Ariz. (Mesa CC)

11-12 SEASON HIGHS

Points: 18, Prairie View A&M – 11/22/11
Points 1st half: 8, Prairie View A&M – 11/22/11
Points 2nd half: 14, Longwood – 11/18/11
Rebounds: 2, four times, last, vs. Wisconsin – 11/26/11
Assists: 3, twice, last, Longwood – 11/18/11
Steals: 3, Longwood – 11/18/11
Blocks: 2 BYU-Hawaii – 11/15/11
FG made: 7, Longwood – 11/18/11
FG attempts: 9, twice, last, Prairie View A&M – 11/22/11
3FG made: 3, twice, last, Prairie View A&M – 11/22/11
3FG attempts: 5, twice, last, Prairie View A&M – 11/22/11
FT made: 3, Prairie View A&M – 11/22/11
FT attempts: 4, Prairie View A&M – 11/22/11

2011-12 GAME-BY-GAME

Opponent	Date	GS	Min	FG	FGA	Pct	3FG	FGA	Pct	FT	FTA	Pct	Off	Def	TR	Avg	PF	FO	A	TO	Blk	Stl	Pts	Avg	
at Utah State	11/11/11	*	29	3	7	.429	0	4	.000	1	2	.500	0	0	0	0.0	5	1	3	1	1	1	7	7.0	
BYU-HAWAII	11/15/11	*	22	2	5	.400	1	2	.500	0	0	.000	0	2	2	1.0	3	0	1	2	2	0	5	6.0	
LONGWOOD	11/18/11		18	7	9	.778	3	5	.600	0	0	.000	2	0	2	1.3	0	0	3	0	0	3	17	9.7	
PRAIRIE VIEW A&M	11/22/11		21	6	9	.667	3	5	.600	3	4	.750	0	2	2	1.5	1	0	2	0	1	1	18	11.8	
vs Nevada	11/25/11		11	1	4	.250	0	1	.000	0	0	.000	0	4	4	2.0	0	0	2	0	0	0	2	9.8	
vs Wisconsin	11/26/11		12	3	6	.500	0	1	.000	0	0	.000	0	2	2	2.0	0	0	0	2	0	0	6	9.2	
Totals			2	113	22	40	.550	7	18	.389	4	6	.667	2	10	12	2.0	9	1	11	7	4	5	55	9.2

CAREER HIGHS

Points: 18, Prairie View A&M – 11/22/11
Rebounds: 8, UNLV – 02/05/11
Assists: 3, at Utah State – 11/11/11 ; Longwood – 11/18/11
Steals: 3, Longwood – 11/18/11
Blocks: 2, three times
FG made: 7, Longwood – 11/18/11
FG attempts: 10, UNLV – 02/05/11
3FG made: 3, 5 times
3FG attempts: 6, vs Florida – 03/24/11
FT made: 11, Fresno Pacific – 01/01/11
FT attempts: 11, Fresno Pacific – 01/01/11

MISCELLANEOUS

	10-11	Career
Double-Figure Pts:	2 (2-0)	8 (8-0)
20-plus Pts:	0 (0-0)	0 (0-0)
Double-Figure Reb:	0 (0-0)	0 (0-0)
Double-Doubles:	0 (0-0)	0 (0-0)
3-plus Steals:	1 (1-0)	1 (1-0)
3-plus Blocks:	0 (0-0)	0 (0-0)
3-plus 3-point FGs:	2 (2-0)	5 (5-0)
Scoring Leader:	1 (1-0)	2 (2-0)
Rebound Leader:	0 (0-0)	1 (1-0)
Assist Leader:	0 (0-0)	0 (0-0)

CAREER STATISTICS (ALL GAMES)																									
Year	GP	GS	Min	Avg	FG	FGA	Pct	3FG	FGA	Pct	FT	FTA	Pct	Off	Def	TR	Avg	PF	FO	A	TO	Blk	Stl	Pts	Avg
2010-11	36	0	368	10.2	43	105	.410	21	61	.344	41	48	.854	17	61	78	2.2	26	0	12	22	8	10	148	4.1
2011-12	6	2	113	18.8	22	40	.550	7	18	.389	4	6	.667	2	10	12	2.0	9	1	11	7	4	5	55	9.2
TOTAL	42	2	481	11.5	65	145	.448	28	79	.354	45	54	.833	19	71	90	2.1	35	1	23	29	12	15	203	4.8

CAREER STATISTICS (CONFERENCE GAMES)																									
Year	GP	GS	Min	Avg	FG	FGA	Pct	3FG	FGA	Pct	FT	FTA	Pct	Off	Def	TR	Avg	PF	FO	A	TO	Blk	Stl	Pts	Avg
2010-11	16	0	172	10.8	23	53	.434	10	30	.333	10	10	1.000	7	26	33	2.1	14	0	5	11	2	5	66	4.1
TOTAL	16	0	172	10.8	23	53	.434	10	30	.333	10	10	1.000	7	26	33	2.1	14	0	5	11	2	5	66	4.1





HARRISON NOTES

Last time Out

- Had 9 points, 1 rebound and 1 steal vs. Wisconsin

In 2011-12

- Has played in all six games this season
- Averages 5.8 points and 1.0 rebound
- 41.7 percent 3-point FG shooting (5-12)

Other

- Also recruited by Clemson, Florida State, Marquette and Wisconsin
- As a senior helped Christ School to a 32-5 overall record, a 12-0 league record and the NCISAA State Title
- Named NCISAA 3A All-State
- Earned first-team Asheville Citizen-Times All-WNC honors
- Shared team MVP honors with Marshall Plumlee (Duke)
- A Jordan Brand Classic Regional All-Star
- Named CAA All-Conference and CAA Player of the Year
- Averaged 12.7 points, 4.7 rebounds, 1.8 steals and 1.7 assists and hit 53 threes
- As a junior averaged 12.5 points and 5.0 rebounds on a team that included six other Division I-bound players
- Helped the Greenies to a 37-2 record and the 2010 North Carolina 3A state title

Click for Harrison's bio on BYUcougars.com



24 — DAMARCUS HARRISON

6-5 • 190 • Freshman • Guard
Greenwood, S.C. (Christ HS)

11-12 SEASON/CAREER HIGHS

Points: 11, Longwood – 11/18/11
 Points 1st half: 6, BYU-Hawaii – 11/15/11
 Points 2nd half: 6, Longwood – 11/18/11
 Rebounds: 2, BYU-Hawaii – 11/15/11, vs. Nevada – 11/25/11
 Assists: 2, twice, last, Prairie View A&M – 11/22/11
 Steals: 1, twice, last, vs. Wisconsin – 11/26/11
 Blocks: —
 FG made: 3, Longwood, – 11/18/11
 FG attempts: 7, Longwood – 11/18/11
 3FG made: 3, Longwood – 11/18/11
 3FG attempts: 5, Longwood – 11/18/11
 FT made: 2, Longwood – 11/18/11
 FT attempts: 3, Prairie View A&M – 11/22/11

2011-12 GAME-BY-GAME

Opponent	Date	GS	Min	FG	FGA	Pct	3FG	FGA	Pct	FT	FTA	Pct	Off	Def	TR	Avg	PF	FO	A	TO	Blk	Stl	Pts	Avg	
at Utah State	11/11/11	4	0	1	.000	0	0	.000	0	0	.000	0	0	0	0	0	0	0	0	0	0	0	0	0.0	
BYU-HAWAII	11/15/11	15	2	6	.333	1	2	.500	1	1	1.000	1	1	2	1.0	1	0	2	3	0	0	6	3.0		
LONGWOOD	11/18/11	13	3	7	.429	3	5	.600	2	2	1.000	0	0	0	0.7	0	0	1	1	0	0	11	5.7		
PRAIRIE VIEW A&M	11/22/11	14	2	5	.400	0	2	.000	1	3	.333	0	1	1	0.8	3	0	2	1	0	1	5	5.5		
vs Nevada	11/25/11	8	2	4	.500	0	1	.000	0	0	.000	1	1	2	1.0	1	0	0	1	0	0	4	5.2		
vs Wisconsin	11/26/11	19	3	7	.429	1	2	.500	2	2	1.000	0	1	1	1.0	1	0	0	1	0	1	9	5.8		
Totals			0	73	12	30	.400	5	12	.417	6	8	.750	2	4	6	1.0	7	0	5	8	0	2	35	5.8

MISCELLANEOUS

	11-12	Career
Double-Figure Pts:	1 (1-0)	1 (1-0)
20-plus Pts:	0 (0-0)	0 (0-0)
Double-Figure Reb:	0 (0-0)	0 (0-0)
Double-Doubles:	0 (0-0)	0 (0-0)
3-plus Steals:	0 (0-0)	0 (0-0)
3-plus Blocks:	0 (0-0)	0 (0-0)
3-plus 3-point FGs:	1 (1-0)	1 (1-0)
Scoring Leader:	0 (0-0)	0 (0-0)
Rebound Leader:	0 (0-0)	0 (0-0)
Assist Leader:	0 (0-0)	0 (0-0)

Year	GP	GS	Min	Avg	FG	FGA	Pct	3FG	FGA	Pct	FT	FTA	Pct	Off	Def	TR	Avg	PF	FO	A	TO	Blk	Stl	Pts	Avg
2011-12	6	0	73	12.2	12	30	.400	5	12	.417	6	8	.750	2	4	6	1.0	7	0	5	8	0	2	35	5.8
TOTAL	6	0	73	12.2	12	30	.400	5	12	.417	6	8	.750	2	4	6	1.0	7	0	5	8	0	2	35	5.8





33 — NATE AUSTIN
 6-10 • 215 • Freshman • Forward/Center
 Alpine, Utah (Lone Peak HS)

AUSTIN NOTES

Last time Out

- Made 2 of 2 free throws vs. Wisconsin

In 2011-12

- Has played in all six games this season
- Played a season-high 13 minutes vs. Longwood and scored 4 points
- Averages 1.7 points, and 1.3 rebounds

Other

- Served a mission for The Church of Jesus Christ of Latter-day Saints in McAllen, Texas
- Also recruited by Boise State and Utah State
- Helped Lone Peak to a 22-3 record as a senior
- Averaged 11.5 points while helping the Knights to a trip to the state title game in 2009
- Helped Lone Peak win the 2008 state title
- Played with fellow Cougars Tyler Haws and Josh Sharp at Lone Peak
- Coached by Quincy Lewis
- Played for Salt Lake Metro club team directed by Dave Hammer and coached by Marty Haws
- At Las Vegas Spring Showcase scored 24 points and grabbed 22 rebounds in a gold bracket quarterfinal game

Click for Austin's bio on
 BYUcougars.com



11-12 SEASON/CAREER HIGHS

Points: 4, Longwood – 11/18/11
 Points 1st half: 2, at Utah State – 11/11/11
 Points 2nd half: 4, Longwood – 11/18/11
 Rebounds: 3, at Utah State – 11/11/11, Longwood – 11/18/11
 Assists: 1, Longwood – 11/18/11
 Steals: 1, Prairie View A&M – 11/22/11, vs Nevada – 11/25/11
 Blocks: 1, three times
 FG made: 2, Longwood – 11/18/11
 FG attempts: 4, Longwood – 11/18/11
 3FG made: —
 3FG attempts: —
 FT made: 2, twice, last, vs. Wisconsin – 11/26/11
 FT attempts: 4, Prairie View A&M – 11/22/11

2011-12 GAME-BY-GAME

Opponent	Date	GS	Min	FG	FGA	Pct	3FG	FGA	Pct	FT	FTA	Pct	Off	Def	TR	Avg	PF	FO	A	TO	Blk	Stl	Pts	Avg	
at Utah State	11/11/11	11	1	1	1.000	0	0	0	.000	0	0	.000	1	2	3	3.0	1	0	0	1	1	0	2	2.0	
BYU-HAWAII	11/15/11	5	0	0	.000	0	0	0	.000	0	0	.000	1	1	2	2.5	3	0	0	2	0	0	0	1.0	
LONGWOOD	11/18/11	13	2	4	.500	0	0	0	.000	0	0	.000	2	1	3	2.7	3	0	1	2	1	0	4	2.0	
PRAIRIE VIEW A&M	11/22/11	8	0	1	.000	0	0	0	.000	2	4	.500	0	0	0	2.0	2	0	0	1	0	1	2	2.0	
vs Nevada	11/25/11	4	0	0	.000	0	0	0	.000	0	0	.000	0	0	0	1.6	1	0	0	0	1	1	0	1.6	
vs Wisconsin	11/26/11	1	0	0	.000	0	0	0	.000	2	2	1.000	0	0	0	1.3	0	0	0	0	0	0	2	1.7	
Totals			0	42	3	6	.500	0	0	.000	4	6	.667	4	4	8	1.3	10	0	1	6	3	2	10	1.7

MISCELLANEOUS

	11-12	Career
Double-Figure Pts:	0 (0-0)	0 (0-0)
20-plus Pts:	0 (0-0)	0 (0-0)
Double-Figure Reb:	0 (0-0)	0 (0-0)
Double-Doubles:	0 (0-0)	0 (0-0)
3-plus Steals:	0 (0-0)	0 (0-0)
3-plus Blocks:	0 (0-0)	0 (0-0)
3-plus 3-point FGs:	0 (0-0)	0 (0-0)
Scoring Leader:	0 (0-0)	0 (0-0)
Rebound Leader:	0 (0-0)	0 (0-0)
Assist Leader:	0 (0-0)	0 (0-0)

CAREER STATISTICS (ALL GAMES)																									
Year	GP	GS	Min	Avg	FG	FGA	Pct	3FG	FGA	Pct	FT	FTA	Pct	Off	Def	TR	Avg	PF	FO	A	TO	Blk	Stl	Pts	Avg
2011-12	6	0	42	7.0	3	6	.500	0	0	.000	4	6	.667	4	4	8	1.3	10	0	1	6	3	2	10	1.7
TOTAL	6	0	42	7.0	3	6	.500	0	0	.000	4	6	.667	4	4	8	1.3	10	0	1	6	3	2	10	1.7





HARTSOCK NOTES

Last time Out

- Had a team-high 18 points, 6 rebounds, 1 assist and season-high 4 blocks vs. Wisconsin

In 2011-12

- Has started all six games and scored in double figures each game
- Averages 16.8 points, 5.7 rebounds, 2.0 assists, 2.0 blocks and 1.0 steals
- 60.6 percent FG shooting (40-66) and 50.0 percent 3-point shooting (4-8)

Other

- Parents are David and Leslie Hartsock and has five brothers and one sister
- Wife Kendalyn plays volleyball at BYU
- Served a mission for The Church of Jesus Christ of Latter-day Saints in Salt Lake City
- McDonald's High School All-America nominee at Bartlesville High School
- Averaged 27.6 points per game as a senior at Bartlesville High School and was the third-highest scorer in the state of Oklahoma and the highest in the 6A division

Click for Hartsock's bio on BYUcougars.com



34 — NOAH HARTSOCK

6-8 • 230 • Senior • Forward
Bartlesville, Okla. (Bartlesville HS)

11-12 SEASON HIGHS

Points: 21 vs. Nevada -- 11/25/11
Points 1st half: 11, Longwood -- 11/18/11
Points 2nd half: 10, twice, last, vs. Wisconsin -- 11/26/11
Rebounds: 9, vs. BYU-Hawaii -- 11/15/11
Assists: 5, vs. BYU-Hawaii -- 11/15/11
Steals: 2, at Utah State -- 11/11/11, BYU-Hawaii -- 11/15/11
Blocks: 4, vs. Wisconsin -- 11/26/11
FG made: 9 vs Nevada -- 11/25/11
FG attempts: 14, vs. Wisconsin -- 11/26/11
3FG made: 1, twice, last, Prairie View A&M -- 11/22/11
3FG attempts: 2, Longwood -- 11/18/11
FT made: 6, BYU-Hawaii -- 11/15/11
FT attempts: 6, BYU-Hawaii -- 11/15/11, Longwood -- 11/18/11

2011-12 GAME-BY-GAME

Opponent	Date	GS	Min	FG	FGA	Pct	3FG	FGA	Pct	FT	FTA	Pct	Off	Def	TR	Avg	PF	FO	A	TO	Blk	Stl	Pts	Avg	
at Utah State	11/11/11	*	36	8	13	.615	0	1	.000	2	2	1.000	1	4	5	5.0	3	0	4	3	1	2	18	18.0	
BYU-HAWAII	11/15/11	*	32	4	7	.571	0	1	.000	6	6	1.000	2	7	9	7.0	0	0	5	0	2	2	14	16.0	
LONGWOOD	11/18/11	*	30	7	11	.636	1	2	.500	3	6	.500	0	5	5	6.3	0	0	0	0	1	1	18	16.7	
PRAIRIE VIEW A&M	11/22/11	*	24	5	9	.556	1	1	1.000	1	2	.500	0	3	3	5.5	2	0	0	1	3	0	12	15.5	
vs Nevada	11/25/11	*	33	9	12	.750	2	2	1.000	1	2	.500	0	6	6	5.6	4	0	2	2	1	1	21	16.6	
vs Wisconsin	11/26/11	*	39	7	14	.500	0	1	.000	4	4	1.000	3	3	6	5.7	3	0	1	1	4	0	18	16.8	
Totals			6	194	40	66	.606	4	8	.500	17	22	.773	6	28	34	5.7	12	0	12	7	12	6	101	16.8

CAREER HIGHS

Points: 21, vs Nevada -- 11/25/11; Fresno State -- 11/12/10
Rebounds: 13, vs Vermont -- 12/08/10
Assists: 6, Eastern New Mexico -- 01/02/10
Steals: 3, vs Florida -- 03/24/11
Blocks: 5, at Creighton -- 12/01/10
FG made: 9, vs Nevada -- 11/25/11 ; Fresno State -- 11/12/10
FG attempts: 15, Fresno State -- 11/12/10
3FG made: 3, three times
3FG attempts: 5, vs #7/#6 San Diego State -- 03/12/11
FT made: 6, three times
FT attempts: 8, at New Mexico -- 01/29/11

MISCELLANEOUS

	10-11	Career
Double-Figure Pts:	6 (4-2)	31 (26-5)
20-plus Pts:	1 (1-0)	2 (2-0)
Double-Figure Reb:	0 (0-0)	4 (4-0)
Double-Doubles:	0 (0-0)	3 (3-0)
3-plus Steals:	0 (0-0)	1 (0-1)
3-plus Blocks:	2 (1-1)	17 (15-2)
3-plus 3-point FGs:	0 (0-0)	3 (3-0)
Scoring Leader:	2 (0-2)	3 (1-2)
Rebound Leader:	2 (1-1)	26 (21-5)
Assist Leader:	2 (1-1)	7 (5-2)

CAREER STATISTICS (ALL GAMES)

Year	GP	GS	Min	Avg	FG	FGA	Pct	3FG	FGA	Pct	FT	FTA	Pct	Off	Def	TR	Avg	PF	FO	A	TO	Blk	Stl	Pts	Avg
2008-09	27	0	304	11.3	25	43	.581	0	0	.000	16	27	.593	25	38	63	2.3	43	0	7	14	15	6	66	2.4
2009-10	36	30	878	24.4	97	175	.554	1	4	.250	38	44	.864	56	128	184	5.1	78	1	42	21	46	18	233	6.5
2010-11	37	36	1100	29.7	123	247	.498	26	60	.433	48	58	.828	72	148	220	5.9	84	0	59	35	61	21	320	8.6
2011-12	6	6	194	32.3	40	66	.606	4	8	.500	17	22	.773	6	28	34	5.7	12	0	12	7	12	6	101	16.8
TOTAL	106	72	2476	23.4	285	531	.537	31	72	.431	119	151	.788	159	342	501	4.7	217	1	120	77	134	51	720	6.8

CAREER STATISTICS (CONFERENCE GAMES)

Year	GP	GS	Min	Avg	FG	FGA	Pct	3FG	FGA	Pct	FT	FTA	Pct	Off	Def	TR	Avg	PF	FO	A	TO	Blk	Stl	Pts	Avg
2008-09	15	0	162	10.8	10	19	.526	0	0	.000	7	14	.500	15	19	34	2.3	21	0	4	9	7	5	27	1.8
2009-10	16	16	391	24.4	41	82	.500	0	3	.000	21	23	.913	22	56	78	4.9	33	0	18	9	23	6	103	6.4
2010-11	16	16	513	32.1	42	94	.447	12	33	.364	22	26	.846	30	75	105	6.6	43	0	30	15	23	4	118	7.4
Total	47	32	1066	22.7	93	195	.477	12	36	.333	50	63	.794	67	150	217	4.6	97	0	52	33	53	15	248	5.3





HARWARD NOTES

Last time Out

- Did not play vs. Wisconsin

In 2011-12

- Has not played in 2011-12

Other

- Served a mission for The Church of Jesus Christ of Latter-day Saints in San Antonio, Texas
- Also recruited by Utah State
- Helped Orem to a 15-7 record as a senior
- Averaged 14.0 points per game
- Played for Mike O'Connor and Mike Conner
- Played for the Pump 'N Run AAU team run by John Palica and coached by O'Connor and Todd Phillips
- Registered 35 points, 13 rebounds and 10 blocks in a Tri-City Tournament game near Seattle

Click for Harward's bio on BYUcougars.com



42 — IAN HARWARD

6-10 • 215 • Freshman • Guard
Orem, Utah (Orem HS)

11-12 SEASON HIGHS

Points: —
Points 1st half: —
Points 2nd half: —
Rebounds: —
Assists: —
Steals: —
Blocks: —
FG made: —
FG attempts: —
3FG made: —
3FG attempts: —
FT made: —
FT attempts: —

2011-12 GAME-BY-GAME

Opponent	Date	GS	Min	FG	FGA	Pct	3FG	FGA	Pct	FT	FTA	Pct	Off	Def	TR	Avg	PF	FO	A	TO	Blk	Stl	Pts	Avg
at Utah State	11/11/11					DNP																		
BYU-HAWAII	11/15/11					DNP																		
LONGWOOD	11/18/11					DNP																		
PRAIRIE VIEW A&M	11/22/11					DNP																		
vs. Nevada	11/25/11					DNP																		
vs. Wisconsin	11/26/11					DNP																		

CAREER HIGHS

Points: —
Rebounds: —
Assists: —
Steals: —
Blocks: —
FG made: —
FG attempts: —
3FG made: —
3FG attempts: —
FT made: —
FT attempts: —

MISCELLANEOUS

	11-12	Career
Double-Figure Pts:	0 (0-0)	0 (0-0)
20-plus Pts:	0 (0-0)	0 (0-0)
Double-Figure Reb:	0 (0-0)	0 (0-0)
Double-Doubles:	0 (0-0)	0 (0-0)
3-plus Steals:	0 (0-0)	0 (0-0)
3-plus Blocks:	0 (0-0)	0 (0-0)
3-plus 3-point FGs:	0 (0-0)	0 (0-0)
Scoring Leader:	0 (0-0)	0 (0-0)
Rebound Leader:	0 (0-0)	0 (0-0)
Assist Leader:	0 (0-0)	0 (0-0)

CAREER STATISTICS (ALL GAMES)

Year	GP	GS	Min	Avg	FG	FGA	Pct	3FG	FGA	Pct	FT	FTA	Pct	Off	Def	TR	Avg	PF	FO	A	TO	Blk	Stl	Pts	Avg
2011-12																									
TOTAL																									



<p>5 PLAYERS SCORED IN DOUBLE FIGURES 11/22/11 vs. Prairie View A&M, 90-51 W, Rogers-18, Abouo-13, Davies-13, Hartssock-12, Winder-11</p> <p>6 PLAYERS SCORED IN DOUBLE FIGURES 1/1/11 vs. Fresno Pacific, 93-57 W, Rogers-16, Hartssock-14, Fredette-13, Emery-12, C. Collinsworth-11, K. Collinsworth-10</p> <p>NO PLAYERS SCORED IN DOUBLE FIGURES 2/21/05 at Air Force, 39-70 L</p> <p>ONE PLAYER RECORDED A DOUBLE-DOUBLE 11/18/11 vs. Longwood Charles Abouo, 19 points, 16 rebounds</p> <p>TWO PLAYERS RECORD A DOUBLE-DOUBLE 2/2/08 at Wyoming Trent Plaisted, 17 points, 10 rebounds Jonathan Tavernari, 10 points, 10 rebounds</p> <p>TWO DOUBLE-DIGIT REBOUNDERS 11/23/10 vs. Mississippi Valley State Brandon Davies-10, Charles Abouo-10</p> <p>SIX PLAYERS HAD 5 OR MORE REBOUNDS 1/1/11 vs. Fresno Pacific, C. Collinsworth-8, Rogers-5, Emery-5, Hartssock-5, Abouo-5, Davies-5</p> <p>FIVE PLAYERS HAD 6 OR MORE REBOUNDS 11/20/10 vs. Chicago State, Abouo-8, K. Collinsworth-7, Rogers-7, Anderson-6, C. Collinsworth-6, Davies-6</p> <p>FOUR PLAYERS HAD 9 OR MORE REBOUNDS 12/30/06 vs. Seton Hall, Cummond-12, Plaisted-9 Young-9, Ainge-9</p> <p>TWO PLAYERS FOULED OUT 3/20/10 vs. Kansas State-NCAA 2nd Round Brandon Davies, Noah Hartssock</p> <p>THREE OR MORE PLAYERS FOULED OUT 1/3/09 vs. Wake Forest Chris Miles, Gavin MacGregor, Charles Abouo</p> <p>A BYU PLAYER RECEIVED A TECHNICAL FOUL 11/22/11 vs. Prairie View A&M - Brock Zylstra</p> <p>AN OPPONENT PLAYER RECEIVED A TECHNICAL FOUL 11/22/11 vs. Prairie View A&M - Cortney Bell</p> <p>A BYU COACH RECEIVED A TECHNICAL FOUL 11/24/06 vs. SUU - Dave Rose</p> <p>AN OPPONENT COACH RECEIVED A TECHNICAL FOUL 1/5/11 at UNLV - Bench</p> <p>A BYU PLAYER EJECTED FROM A GAME 11/23/02 vs. Kansas State Travis Hansen (2 technical fouls)</p> <p>AN OPPONENT PLAYER EJECTED FROM A GAME 10/30/10 vs. Utah - Marshall Henderson (flagrant foul)</p> <p>A COACH EJECTED FROM THE GAME 11/30/05 vs. Lamar (at Delta Center) Lamar coach Billy Tubbs (2 tech. fouls)</p> <p>AT LEAST TWO PLAYERS SCORED 20+ POINTS 3/5/11 vs. Wyoming-Jimmer Fredette, 38, Charles Abouo, 25</p> <p>THREE PLAYERS SCORED 20+ POINTS 3/6/10 at TCU, Tavernari 23, Emery 22, Abouo 22</p> <p>FOUR PLAYERS SCORED 20+ POINTS 1/13/79 vs. UNM, D. Ainge-27, Scott Runia-25, Devin Durrant-20, Alan Taylor-20</p> <p>TWO PLAYERS SCORED 25+ POINTS 3/18/10 vs. Florida-NCAA 1st Round Jimmer Fredette 37, Michael Loyd, Jr. 26</p> <p>A PLAYER SCORED 30+ POINTS 3/24/11 vs. Florida, Jimmer Fredette, 32</p> <p>A PLAYER ATTEMPTED 20 OR MORE FIELD GOALS 3/24/11 vs. Florida, Jimmer Fredette, 29</p> <p>A PLAYER WITH 5 OR MORE STEALS 2/12/11 vs. Utah, Jackson Emery, 6</p> <p>A PLAYER HAD DOUBLE-DIGIT ASSISTS 11/24/09 vs. Southern, Jimmer Fredette, 10</p> <p>A PLAYER MADE DOUBLE-DIGIT FREE THROWS 3/17/11 vs. Wofford, Jimmer Fredette (10-12)</p> <p>A PLAYER 100% AT FT LINE (MIN. 8 ATTS) 3/2/11 vs. New Mexico, Jimmer Fredette (12-12)</p> <p>A PLAYER 100% FROM FLOOR (MIN. 5 ATTS) 3/19/11 vs. Gonzaga, Noah Hartssock (5-5)</p> <p>A PLAYER 100% ON TREYS (MIN. 3 ATTS) 3/19/10 vs. Gonzaga, Noah Hartssock (3-3)</p> <p>DID NOT MAKE A TREY 11/22/96 vs. CS Fullerton (0-9)</p>	<p>LAST TIME OPPONENT DID NOT MAKE A TREY 2/2/08 at Wyoming (0-15)</p> <p>BYU HAD SIX OR FEWER TURNOVERS 1/11/11 at Utah, 5</p> <p>BYU COMMITTED 25-PLUS TURNOVERS 12/15/07 vs. Pepperdine, 86-67 W (29)</p> <p>BYU COMMITTED 11 OR LESS TEAM FOULS IN A GAME 3/12/11 vs. San Diego State, 10</p> <p>BYU SCORED 90 POINTS 11/22/11 vs. Prairie View A&M, 90-51 W</p> <p>BYU SCORED 100 POINTS 3/5/11 vs. Wyoming, 102-78 W</p> <p>BYU SCORED 110 POINTS 12/22/09 vs. Nevada 110-104 W</p> <p>BYU SCORED LESS THAN 50 POINTS IN A GAME 1/15/08 at UNLV 41-70 L</p> <p>HELD OPPONENT TO LESS THAN 50 POINTS IN A GAME 11/23/10 vs. Mississippi Valley State 83-36 W</p> <p>BYU SCORED LESS THAN 40 POINTS IN A GAME 2/21/05 at Air Force 39-70 L</p> <p>HELD OPPONENT TO LESS THAN 40 POINTS IN A GAME 11/23/10 vs. Mississippi Valley State 83-36 W</p> <p>SHOT 60% FG 3/6/10 at TCU, (.623), 38-61</p> <p>OPPONENT SHOT 60% FG 12/22/05 at Utah State, (.600), 36-60</p> <p>SHOT 70% FG IN A HALF 3/6/10 at TCU, (.720), 18-25</p> <p>DID NOT MISS A 2-POINT ATTEMPT IN A HALF 2/23/04 vs. Air Force, 13-13 inside the arc, (14-17, .824 overall)</p> <p>SHOT LESS THAN 30% FG 2/21/05 at Air Force, (.280), 14-50</p> <p>SHOT 100% FT 11/26/11 vs. Wisconsin (11-11)</p> <p>SHOT 90% FT (AT LEAST 10 ATTEMPTS) 2/5/11 vs. UNLV, (.960), 24-25</p> <p>SHOT LESS THAN 50% FT 11/20/08 vs. North Florida, (.400), 4-10</p> <p>SHOT 60% THREE-POINTERS 2/13/10 vs. Air Force, (.600), 12-20</p> <p>SHOT 70% THREE-POINTERS 1/26/08 vs. New Mexico, (.813), 13-16</p> <p>OPPONENT SCORED LESS THAN 20 POINTS IN 1ST HALF 11/15/11 vs. BYU-Hawaii, 17 (40-17, 73-52 W)</p> <p>OPPONENT SCORED LESS THAN 20 POINTS IN 2ND HALF 1/13/10 at Air Force, 18 (31-18, 67-49 W)</p> <p>BYU SCORED LESS THAN 20 POINTS IN THE FIRST HALF 2/21/05 at Air Force, 13 (BYU trailed 13-37)</p> <p>BYU SCORED LESS THAN 20 POINTS IN THE 2ND HALF 1/15/00 vs. Utah, 19</p> <p>OPPONENT SCORED 50 OR MORE POINTS IN A HALF 1/11/11 at Utah, 53 (first half)</p> <p>BYU SCORED 50 OR MORE POINTS IN FIRST HALF 1/11/11 at Utah, 53</p> <p>BYU SCORED 50 OR MORE POINTS IN SECOND HALF 11/22/11 vs. Prairie View A&M, 56</p> <p>BYU SCORED 60 OR MORE POINTS IN FIRST HALF 11/20/10 vs. Chicago State, 60</p> <p>BYU SCORED 60 OR MORE POINTS IN SECOND HALF 12/22/09 vs. Nevada, 64</p> <p>WON BY 50 OR MORE POINTS (LARGEST MARGIN EVER) 12/22/06 vs. W. Oregon (62) 102-40</p> <p>WON BY 50 OR MORE POINTS 11/23/10 vs. Mississippi Valley State (50) 86-36</p> <p>WON BY 40 OR MORE POINTS 11/23/10 vs. Mississippi Valley State (50) 86-36</p> <p>WON BY 30 OR MORE POINTS 11/22/11 vs. Prairie View A&M (39) 90-51</p> <p>WON BY 25 OR MORE POINTS 1/11/11 at Utah (25) 104-79</p> <p>LOST BY 35-PLUS POINTS 11/22/04 vs. North Carolina (36) 86-50</p> <p>LOST BY 30-PLUS POINTS 2/21/05 at Air Force (31) 39-70</p>	<p>LOST BY 25-PLUS POINTS 1/15/08 at UNLV (29) 70-41</p> <p>PLAYED AN OVERTIME GAME 3/24/11 vs. Florida, 74-83 (OT)</p> <p>WON IN SINGLE OVERTIME 2/26/08 at New Mexico, 70-69</p> <p>LOST IN OVERTIME 3/24/11 vs. Florida, 74-83 (OT)</p> <p>PLAYED A DOUBLE OT GAME 11/26/10 vs. South Florida, 77-75 (2OT)</p> <p>PLAYED A TRIPLE OT GAME 2/28/98 at UTEP 76-75 W 3OT</p> <p>WON 15 STRAIGHT GAMES 2009-10 (15)</p> <p>WON 10 STRAIGHT GAMES 2010-11 (10)</p> <p>LOST 3 STRAIGHT GAMES 2004-05 (three times) last time - @ New Mexico, @ Air Force, @ Utah</p> <p>LOST 4 STRAIGHT GAMES 2004-05 @ New Mexico, @ Air Force, @ Utah, UNLV</p> <p>LOST 5 STRAIGHT 2004-05 @ UNM, @ AFA, @ Utah, UNLV, vs. UNM (at MWC)</p> <p>LOST 9 STRAIGHT 1997-98</p> <p>LOST 10 STRAIGHT GAMES 1996-97 (21) - school record</p> <p>PLAYED AN NCAA TOURNAMENT GAME 3/24/11 vs. Florida-Regional Semifinals, 74-83 (OT)</p> <p>WON AN NCAA TOURNAMENT GAME 3/19/11 vs. Gonzaga-NCAA 3rd Round, 89-67</p> <p>WON TWO NCAA TOURNAMENT GAMES 1980-81 Princeton 60-51, UCLA 78-55, Notre Dame 51-50, then lost to Virginia 60-74 2010-11 Wofford 74-66, Gonzaga 89-67</p> <p>WON THREE NCAA TOURNAMENT GAMES 1980-81 Princeton 60-51, UCLA 78-55, Notre Dame 51-50, then lost to Virginia 60-74</p> <p>WON FOUR NCAA TOURNAMENT GAMES Never</p> <p>PLAYED IN THE NIT 3/15/06 at Houston 67-77 L</p> <p>WON AN NIT GAME 3/14/02 vs. UC Irvine 78-55 W</p> <p>WON TWO NIT GAMES 1999-00 Bowling Green 81-54, So. Illinois 82-57 Then lost to Notre Dame in quarterfinals</p> <p>WON THREE NIT GAMES 1965-66 NIT CHAMPIONS 1950-51 NIT CHAMPIONS</p> <p>WON CONFERENCE TOURNAMENT 2000-01</p> <p>WON CONFERENCE REGULAR SEASON 2010-11</p> <p>WON CONFERENCE REGULAR SEASON OUTRIGHT 2007-08</p> <p>DEFEATED A RANKED TEAM 2/26/11 at SDSU (4/6), 80-67</p> <p>DEFEATED A RANKED TEAM AT HOME 1/26/11 vs. SDSU (4/4), 71-58</p> <p>DEFEATED A RANKED TEAM ON THE ROAD 2/26/11 at SDSU (6/4), 80-67</p> <p>WAS RANKED IN THE TOP 25 AP POLL 3/14/11 Ranked 10th</p> <p>WAS RANKED IN THE TOP 25 COACHES POLL 3/29/11 Ranked 13th</p> <p>FINISHED SEASON RANKED IN THE TOP 25 POLLS 2010-11 10th (AP), 13th (Coaches)</p>
---	---	--



Official Basketball Box Score -- Game Totals -- Final Statistics
Brigham Young vs Utah State
11/11/11 7:05 pm at Dee Glen Smith Spectrum

Brigham Young 62 • 0-1

#	Player	Total	3-Pr	Rebounds	PF	TP	A	T	Bk	Stl	Min		
FG	FGA	FT	FTA	Off	Def								
00	DAVIES, Brandon	4-10	0-0	2-2	3	5	3	13	1	3	1	24	
21	ROGERS, Stephen	3-7	0-4	1-2	2	4	5	7	3	1	1	29	
24	HARTSOCK, Noah	8-13	0-1	2-2	1	4	3	18	4	1	2	36	
01	ABOJU, Charles	4-6	3-5	5-7	3	3	6	16	3	3	0	36	
13	ZYLSTRA, Brock	1-4	0-3	0-0	3	3	3	2	3	5	0	31	
02	CUSICK, Craig	0-0	0-0	2-2	0	0	0	1	2	1	0	9	
05	COLLINSWORTH, Chris	0-1	0-1	0-0	0	0	0	3	0	1	0	5	
12	SHARP, Josh	1-4	0-0	0-0	2	4	2	2	0	0	0	15	
24	HARRISON, Damarcus	0-1	0-0	0-0	0	0	0	1	0	0	0	4	
33	AUSTIN, Nate	1-1	0-0	1-2	1	2	1	2	0	1	0	11	
Team		0-0		2-3		1		2		0		11	
Totals		22-47	3-14	15-22	9	20	29	26	62	16	20	4	7

FG % 1st Half: 11-22 50.0% 2nd Half: 11-25 44.0% Game: 22-47 46.8% Deafault Rebounds 3
 3FG % 1st Half: 2-8 25.0% 2nd Half: 1-6 16.7% Game: 2-14 21.4%
 FT % 1st Half: 4-6 66.7% 2nd Half: 11-16 68.8% Game: 15-22 68.2%

Utah State 69 • 1-0

#	Player	Total	3-Pr	Rebounds	PF	TP	A	T	Bk	Stl	Min		
FG	FGA	FT	FTA	Off	Def								
21	Grim, Moran	2-4	0-0	4-6	2	2	4	4	8	0	2	20	
22	Jardine, Brady	5-11	0-0	2-4	6	8	2	12	0	3	0	35	
00	Pare, Brockleth	6-10	0-0	8-8	1	6	8	21	5	6	0	30	
05	Thornton, Steven	9-14	0-1	0-0	1	0	1	3	2	0	0	19	
13	Medlin, Preston	0-2	0-0	2-4	0	0	1	15	5	6	0	11	
11	Thesby, Adam	0-2	0-2	0-0	0	0	0	1	2	0	0	12	
14	Farris, E.J.	4-0	0-0	0-0	1	1	1	0	0	0	0	4	
15	Brueed, Mitch	3-6	2-3	0-1	1	2	3	8	1	1	0	21	
25	Stone, Jordan	0-1	0-0	1-2	1	2	1	0	0	0	0	3	
34	Reed, Kysiean	0-2	0-0	0-2	3	5	1	0	1	0	0	15	
Team		0-0		1-1		0		0		0		0	
Totals		22-48	5-15	20-29	11	31	21	69	11	18	3	6	

FG % 1st Half: 10-21 47.6% 2nd Half: 12-27 44.4% Game: 22-48 45.8% Deafault Rebounds 4
 3FG % 1st Half: 2-5 40.0% 2nd Half: 3-10 30.0% Game: 5-15 33.3%
 FT % 1st Half: 8-12 66.7% 2nd Half: 12-17 70.6% Game: 20-29 69.0%

Officials: Bobby McKay <R>, Mike Eggers <U>, Sam Haddad <U>
 Technical fouls: Brigham Young-None, Utah State-None.
 Attendance: 10270

Score by periods	1st	2nd	Total
Brigham Young	28	34	62
Utah State	33	36	69

Points In Off 2nd Fast
 By Point T/O Chance Break Bench
 BYU 26 15 7 6 6
 USU 20 14 9 0 11

Score tied - 10 times.
 Lead changed - 9 times.

Last FG - BY 2nd-00:09, USU 2nd-00:35.
 Largest lead - BY by 4 2nd-11:03, USU by 4 2nd-04:06.

Official Basketball Box Score -- Game Totals -- Final Statistics
BYU-Hawaii vs BYU
11/15/11 7:05 pm at Provo, Utah, Marriott Center

BYU-Hawaii 52 • 0-1

#	Player	Total	3-Pr	Rebounds	PF	TP	A	T	Bk	Stl	Min		
FG	FGA	FT	FTA	Off	Def								
44	Hurst, Brady	2-7	0-0	0-1	3	2	5	4	2	5	0	25	
45	Funk, Bracken	1-1	0-0	1-2	1	2	1	7	1	2	1	34	
10	Ale, Okesene	1-4	0-1	2-2	4	2	6	3	3	0	0	24	
23	Chang, Yusung-Hsien	5-13	1-4	1-1	1	2	4	12	0	5	0	32	
32	Dastruz, Jake	0-1	0-0	0-0	0	1	0	12	1	1	0	23	
01	Coro, Pablo	0-1	0-1	0-0	0	0	0	0	0	0	0	2	
02	Sattenwhite, Gary	0-3	0-0	0-0	0	0	0	1	0	0	0	12	
03	Lawrence, SeQuan	0-1	0-0	1-2	1	1	2	4	0	0	0	11	
12	Covey, Christian	2-3	1-2	0-0	1	1	1	5	1	1	0	15	
24	Sharrp, Niksi	0-0	0-0	0-0	0	0	0	0	0	0	0	2	
10	Mgwalka, Zach	2-6	0-1	2-2	1	3	2	4	1	1	0	21	
Team		21-68		7-28		3-9		14		17		52	

FG % 1st Half: 6-31 19.4% 2nd Half: 15-37 40.5% Game: 21-68 30.9% Deafault Rebounds 2
 3FG % 1st Half: 2-13 15.4% 2nd Half: 5-13 38.5% Game: 7-28 25.0%
 FT % 1st Half: 3-6 50.0% 2nd Half: 3-9 33.3% Game: 3-9 33.3%

BYU 73 • 1-1

#	Player	Total	3-Pr	Rebounds	PF	TP	A	T	Bk	Stl	Min		
FG	FGA	FT	FTA	Off	Def								
01	ABOJU, Charles	1-4	0-0	2-5	0	6	4	4	3	4	0	30	
24	HARTSOCK, Noah	4-7	0-1	6-6	2	7	9	0	34	5	0	22	
00	DAVIES, Brandon	0-0	0-0	5-6	3	6	9	0	25	0	0	28	
13	ZYLSTRA, Brock	3-9	1-4	0-0	3	3	6	7	1	5	0	32	
21	ROGERS, Stephen	2-5	1-2	0-0	2	2	3	5	1	2	0	22	
02	CUSICK, Craig	0-0	0-0	1-2	0	1	1	6	0	0	0	23	
05	COLLINSWORTH, Chris	0-1	0-0	0-0	0	0	0	0	0	1	0	7	
12	SHARP, Josh	0-0	0-0	1-3	2	6	2	5	1	0	0	17	
14	MARTINEAU, Nick	0-0	0-0	1-1	4	4	0	0	0	0	0	12	
20	WINDER, Anson	0-0	0-0	0-0	1	1	0	0	0	0	0	2	
24	HARRISON, Damarcus	2-6	1-2	1-1	1	1	2	6	2	0	0	15	
33	AUSTIN, Nate	0-0	0-0	2-2	1	3	4	1	1	0	0	21	
Team		26-53		4-13		17-25		34		37		90	

FG % 1st Half: 15-30 50.0% 2nd Half: 11-23 47.8% Game: 26-53 49.1% Deafault Rebounds 4
 3FG % 1st Half: 3-11 27.3% 2nd Half: 1-2 50.0% Game: 4-13 30.8%
 FT % 1st Half: 7-8 87.5% 2nd Half: 10-17 58.8% Game: 17-25 68.0%

Officials: Glen Mayberry, James Giron, Casey McChesin
 Technical fouls: BYU-Hawaii-None, BYU-None.
 Attendance: 13435

Score by periods	1st	2nd	Total
Hawaii	28	24	52
BYU	40	33	73

Points In Off 2nd Fast
 By Point T/O Chance Break Bench
 BYU-H 22 4 8 0 13
 BYU 35 14 6 18 6

Score tied - 0 times.
 Lead changed - 0 times.

Official Basketball Box Score -- Game Totals -- Final Statistics
Longwood vs BYU
11/18/11 7:05 pm at Provo, Utah, Marriott Center

Longwood 60 • 1-3

#	Player	Total	3-Pr	Rebounds	PF	TP	A	T	Bk	Stl	Min		
FG	FGA	FT	FTA	Off	Def								
01	Bowman, Jeremiah	3-8	0-1	0-0	0	1	2	6	3	3	0	27	
02	Washington, Martiz	2-5	1-4	2-2	0	0	1	7	4	0	0	21	
04	Carter, Antwan	8-12	2-3	0-0	4	2	3	3	1	0	0	16	
25	Neil, Duran	1-3	1-2	1-4	2	2	4	3	3	0	0	16	
13	van der Koop, Jan	3-7	2-5	1-3	0	2	2	9	1	2	0	25	
03	Taylor, Anthony	0-0	0-0	0-0	0	0	0	0	0	0	0	8	
10	Shockley, Stephen	0-0	0-0	0-0	0	0	0	0	0	0	0	1	
12	Carrey, Tristan	3-10	1-5	0-0	1	2	3	7	0	2	0	17	
13	Robinson, David	0-3	0-2	0-0	1	1	4	3	1	0	0	16	
21	Parker, Mark	2-2	2-2	0-0	0	0	1	6	0	0	0	13	
22	Dublin, Jeylan	1-1	0-0	0-0	0	0	0	2	0	0	0	3	
44	Havenstein, Jeff	0-3	0-0	1-2	1	4	3	1	0	0	0	18	
Team		1		3		4		1		0		18	
Totals		23-56	9-24	1-11	8	16	24	17	60	14	3	1	

FG % 1st Half: 11-28 39.3% 2nd Half: 12-28 42.9% Game: 23-56 41.1% Deafault Rebounds 3
 3FG % 1st Half: 5-13 38.5% 2nd Half: 4-9 44.4% Game: 9-24 37.5%
 FT % 1st Half: 2-4 50.0% 2nd Half: 3-7 42.9% Game: 3-7 42.9%

BYU 92 • 2-1

#	Player	Total	3-Pr	Rebounds	PF	TP	A	T	Bk	Stl	Min		
FG	FGA	FT	FTA	Off	Def								
00	DAVIES, Brandon	1-3	0-0	0-0	2	2	4	2	4	5	0	20	
01	ABOJU, Charles	6-9	2-3	5-8	5	11	6	39	4	1	2	27	
02	CUSICK, Craig	1-4	0-0	2-2	2	2	3	1	0	0	0	16	
13	ZYLSTRA, Brock	2-5	2-3	0-0	1	1	1	6	1	0	0	18	
24	HARTSOCK, Noah	7-11	1-2	3-6	0	5	9	18	0	1	1	30	
12	SHARP, Josh	0-1	0-0	1-2	1	4	3	1	3	1	0	17	
14	MARTINEAU, Nick	1-1	1-1	0-0	0	0	0	0	0	0	0	3	
20	WINDER, Anson	2-5	2-4	2-5	0	1	1	8	5	0	0	25	
21	ROGERS, Stephen	3-5	0-0	2-2	0	2	0	17	3	0	0	18	
24	HARRISON, Damarcus	3-7	3-5	2-2	0	0	0	11	1	0	0	13	
33	AUSTIN, Nate	2-4	0-0	2-1	3	3	4	1	2	1	0	13	
Team		2		3		4		1		0		13	
Totals		32-58	15-26	13-23	14	28	42	14	92	23	10	4	

FG % 1st Half: 11-25 44.0% 2nd Half: 21-33 63.6% Game: 32-58 55.2% Deafault Rebounds 6
 3FG % 1st Half: 6-13 46.2% 2nd Half: 9-13 69.2% Game: 15-26 57.7%
 FT % 1st Half: 7-13 53.8% 2nd Half: 6-10 60.0% Game: 13-23 56.5%

Officials: Daryl Gelinas, Mark Cook, Jeffrey Kent
 Technical fouls: Longwood-None, BYU-None.
 Attendance: 10173

Score by periods	1st	2nd	Total
Longwood	29	31	60
BYU	35	57	92

Points In Off 2nd Fast
 By Point T/O Chance Break Bench
 BYU 26 16 25 4 44

Score tied - 1 time.
 Lead changed - 4 times.

Official Basketball Box Score -- Game Totals -- Final Statistics
Prairie View A&M vs BYU
11/22/11 7:05 pm at Provo, Utah, Marriott Center

Prairie View A&M 51 • 2-3, 0-0

#	Player	Total	3-Pr	Rebounds	PF	TP	A	T	Bk	Stl	Min
FG	FGA	FT	FTA								

2011-12 SEASON STATS
BYU Combined Team Statistics (as of Nov 26, 2011)
All games

RECORD:	OVERALL	HOME	AWAY	NEUTRAL
ALL GAMES	4-2	3-0	0-1	1-1
CONFERENCE	0-0	0-0	0-0	0-0
NON-CONFERENCE	4-2	3-0	0-1	1-1

#	Player	gp-gs	min	avg	Total		3-Point		F-Throw		Rebounds				pf	dq	a	to	blk	stl	pts	avg
					fg-fga	fg%	3fg-fga	3fg%	ft-fta	ft%	off	def	tot	avg								
34	HARTSOCK, Noah	6-6	194	32.3	40-66	.606	4-8	.500	17-22	.773	6	28	34	5.7	12	0	12	7	12	6	101	16.8
01	ABOUO, Charles	6-6	179	29.8	25-43	.581	11-18	.611	19-29	.655	13	34	47	7.8	13	0	19	18	3	8	80	13.3
00	DAVIES, Brandon	6-6	153	25.5	27-52	.519	0-0	.000	18-24	.750	10	23	33	5.5	19	1	16	21	6	7	72	12.0
21	ROGERS, Stephen	6-2	113	18.8	22-40	.550	7-18	.389	4-6	.667	2	10	12	2.0	9	1	11	7	4	5	55	9.2
24	HARRISON, Damarcus	6-0	73	12.2	12-30	.400	5-12	.417	6-8	.750	2	4	6	1.0	7	0	5	8	0	2	35	5.8
13	ZYLSTRA, Brock	6-6	147	24.5	13-36	.361	7-23	.304	2-2	1.000	7	14	21	3.5	11	0	8	12	0	6	35	5.8
20	WINDER, Anson	5-2	107	21.4	9-19	.474	4-12	.333	6-10	.600	0	9	9	1.8	5	0	16	6	0	4	28	5.6
02	CUSICK, Craig	6-2	89	14.8	5-11	.455	3-9	.333	3-5	.600	1	8	9	1.5	8	0	8	1	0	4	16	2.7
12	SHARP, Josh	6-0	77	12.8	5-10	.500	1-1	1.000	2-5	.400	7	15	22	3.7	10	0	5	4	0	1	13	2.2
33	AUSTIN, Nate	6-0	42	7.0	3-6	.500	0-0	.000	4-6	.667	4	4	8	1.3	10	0	1	6	3	2	10	1.7
14	MARTINEAU, Nick	5-0	14	2.8	1-2	.500	1-1	1.000	1-2	.500	0	2	2	0.4	0	0	2	0	0	1	4	0.8
05	COLLINSWORTH, Chr	2-0	12	6.0	0-2	.000	0-1	.000	0-0	.000	0	1	1	0.5	3	0	1	3	1	0	0	0.0
Team												8	14	22				1				
Total.....		6	1200		162-317	.511	43-103	.417	82-119	.689	60	166	226	37.7	107	2	104	94	29	46	449	74.8
Opponents.....		6	1200		134-350	.383	42-131	.321	50-85	.588	68	113	181	30.2	108	-	78	93	17	33	360	60.0

TEAM STATISTICS	BY	OPP	Date	Opponent	Score	Att.
SCORING	449	360	11/11/11	at Utah State	L 62-69	10270
Points per game	74.8	60.0	11/15/11	BYU-HAWAII	w 73-52	13435
Scoring margin	+14.8	-	11/18/11	LONGWOOD	w 92-60	10173
FIELD GOALS-ATT	162-317	134-350	11/22/11	PRAIRIE VIEW A&M	w 90-51	11760
Field goal pct	.511	.383	11/25/11	vs Nevada	w 76-55	3424
3 POINT FG-ATT	43-103	42-131	11/26/11	vs Wisconsin	L 56-73	2634
3-point FG pct	.417	.321				
3-pt FG made per game	7.2	7.0				
FREE THROWS-ATT	82-119	50-85				
Free throw pct	.689	.588				
F-Throws made per game	13.7	8.3				
REBOUNDS	226	181				
Rebounds per game	37.7	30.2				
Rebounding margin	+7.5	-				
ASSISTS	104	78				
Assists per game	17.3	13.0				
TURNOVERS	94	93				
Turnovers per game	15.7	15.5				
Turnover margin	-0.2	-				
Assist/turnover ratio	1.1	0.8				
STEALS	46	33				
Steals per game	7.7	5.5				
BLOCKS	29	17				
Blocks per game	4.8	2.8				
ATTENDANCE	35368	16328				
Home games-Avg/Game	3-11789	1-10270				
Neutral site-Avg/Game	-	2-3029				

* - Conference game

Score by Periods	1st	2nd	Totals
BYU	203	246	449
Opponents	162	198	360

