

VOLLEYBALL

Rachel Hawks, BYU Athletic Communications | O: (801) 422-8999 | mvolleyball_sid@byu.edu | twitter: @byuvolleyball, facebook.com/byuvolleyball

BYU 2014 SCHEDULE

Date	Day	Opponent	Time/Result TV
1/3	Fri	@ No. 7 Loyola	L, 3-0
1/4	Sat	@ No. 10 Lewis	L, 3-1
1/10	Fri	Cal State Northridge	W, 3-0 BYUtv
1/11	Sat	No. 1 Long Beach St.	W, 3-1
1/17	Fri	@ No. 7 UC Irvine	W, 3-2
1/18	Sat	@ UC San Diego	W, 3-0
1/24	Fri	No. 6 Stanford	W, 3-1 BYUtv
1/25	Sat	Pacific	W, 3-0 BYUtv
1/31	Fri	@ No. 3 Pepperdine	L, 3-2
2/1	Sat	@ No. 5 USC	W, 3-2
2/3	Mon	@ Cal Baptist	W, 3-0
2/14	Fri	@ Pacific	W, 3-1
2/15	Sat	@ No. 8 Stanford	W, 3-2
2/28	Fri	No. 7 USC	W, 3-0 BYUtv
3/1	Sat	No. 4 Pepperdine	W, 3-0 BYUtv
3/7	Fri	@No. 3 Long Beach St L	W, 3-1
3/8	Sat	@ Cal St. Northridge	W, 3-1
3/14	Fri	No. 8 UC Irvine	7 p.m. MDT BYUtv
3/15	Sat	UC San Diego	7 p.m. MDT BYUtv
3/22	Sat	Cal Baptist	7 p.m. MDT BYUR
3/28	Fri	UC Santa Barbara	7 p.m. MDT BYUtv
3/29	Sat	UCLA	8 p.m. MDT BYUtv
4/4	Fri	@ Hawai'i	7 p.m. HST
4/5	Sat	@ Hawai'i	7 p.m. HST
4/11	Fri	@ UC Santa Barbara	7 p.m. PDT
4/12	Sat	@ UCLA	7 p.m. PDT

TEAM COMPARISON

(as of 3/10)

CATEGORY	BYU
W-L	13-4
Last 10	8-2
Last 5	4-1
Sets	65
Kills	823
Kills Per Set	12.66
Opp. Kills Per Set	12.55
Hitting %	.287
Opp. Hitting %	.254
Assists Per Set	12.03
Aces Per Set	1.35
Digs Per Set	8.42
Opp. Digs Per Set	9.14
Blocks Per Set	188.5
Solo Blocks	17
Block Assists Per Set	5.28

UCI	CATEGORY	UCSD
13-8	W-L	1-18
7-3	Last 10	1-9
4-1	Last 5	1-4
81	Sets	62
1,064	Kills	634
13.14	Kills Per Set	10.23
11.85	Opp. Kills Per Set	13.34
.305	Hitting %	.180
.252	Opp. Hitting %	.379
12.32	Assists Per Set	9.71
1.35	Aces Per Set	.73
8.80	Digs Per Set	7.50
8.98	Opp. Digs Per Set	9.47
2.22	Blocks Per Set	1.25
35	Solo Blocks	18
3.57	Block Assists Per Set	1.92


HOME



No. 3 BYU COUGARS (13-4, 13-2 MPSF)

Head Coach Chris McGown
Alma Mater BYU, 1994
Career Record 63-16 (.797)
Record at BYU Same
Years at BYU 3
Record vs. UCI 5-1
Record vs. UCSD 5-0

AWAY



NO. 8 UC IRVINE ANTEATERS (13-8, 10-7 MPSF)

Head Coach David Kniffin Career Record 38-16
Alma Mater UCI, 2003 Record at UCI Same
Years at UCI 2 Record vs. BYU 1-3



UC SAN DIEGO TRITONS (1-18, 0-17 MPSF)

Head Coach Kevin Ring Career Record 67-182
Alma Mater UCSD, 1996 Record at UCSD Same
Years at UCSD 9 Record vs. BYU 0-17

GAME INFORMATION

UC Irvine
First serve Fri., 7 p.m. MDT
TV BYUtv
Streaming byutvsports.com
Live Stats BYUcougars.com
UC San Diego
First serve Sat., 7 p.m. MDT
TV BYUtv
Streaming byutvsports.com
Live Stats BYUcougars.com

SERIES INFORMATION

UC Irvine
BYU leads 42-14
Last Meeting BYU won 3-2, 1/17/14
H/A/N 21-4/21-6/0-4
UC San Diego
BYU leads 35-0
Last Meeting BYU won 3-0, 1/18/14
H/A/N 17-0/18-0/0-0

BYU STORYLINES

- **BYU defeated UC Irvine 3-2** on the road in January.
- **BYU swept UC San Diego** on the road in January.
- **80 matches.** Head coach Chris McGown will coach his 80th match at the helm of the Cougars Friday vs. UC Irvine.
- **Taylor Sander moved up to No. 2 in career kills at BYU** in the rally-scoring era with 1,521. He needs 36 more kills to pass Rob Stowell to become the BYU rally-scoring career kills leader. Sander already holds the BYU all-time career aces record with 157 and is No. 2 in the rally-scoring era for career attempts with 3,038.
- **Getting votes.** No. 3 BYU received three first-place votes in this week's AVCA poll.

BYU ROSTER

No.	Name	Ht.	Pos.	Class	Hometown/Last school
1	Price Jarman	6-8	MB	Fr.	Las Vegas, Nev./Bonanza High School
2	Carson Heninger	6-5	OPP	So.	Magrath, AB, Canada/Mount Royal University
3	Evan Chang	6-0	LIB	So.	San Francisco, Calif./Urban School of San Francisco
5	Kiril Meretev	6-8	OH	Fr.	Saedinenie, Bulgaria/Math High School
6	Josue Rivera	6-3	OH	Jr.	San Juan, P.R./Colegio San Ignacio
7	Phil Fuchs	6-4	OH	Jr.	Lindon, Utah/Brookfield East High School
8	Nick Valencia	6-7	MB	Sr.	Centerville, Ohio/Centerville High School
9	Tyler Heap	6-6	S	So.	La Jolla, Calif./La Jolla High School
10	Jake Langlois	6-10	MB	Fr.	San Jose, Calif./Santa Teresa High School
11	Matt Underwood	6-6	OPP	So.	San Diego, Calif./Rancho Bernardo High School
12	Jaylen Reyes	6-1	LIB	Jr.	Honolulu, Hawaii/Kamehameha Schools
14	Bennett Bird	6-7	OH	Fr.	San Diego, Calif./Westview High School
15	Taylor Sander	6-4	OH	Sr.	Huntington Beach, Calif./Norco High School
16	Tim Dobbert	6-10	OPP	Fr.	Aichelberg, Germany/Claude Dornier Schule
17	Joseph Grosh	6-7	MB	Fr.	Danville, Calif./San Ramon Valley High School
18	Robbie Sutton	6-6	S	So.	San Diego, Calif./Rancho Bernardo High School
19	Devin Young	6-9	MB	Sr.	McMurray, Pa./Peters Township High School
22	Hamilton Day	6-1	S	So.	Newport Beach, Calif./Newport Harbor High School
23	Michael Hatch	6-8	MB	So.	Agoura Hills, Calif./Agoura High School

Head coach: Chris McGown
Assistant coaches: Rob Neilson, Mike Wilton, Carl McGown
Technical assistant: Giuseppe Vinci
Trainer: Blain Empey

Pronunciations

Phil Fuchs	FYOOKS	Kiril Meretev	KIHR-ee-ahl
Carson Heninger	HEHN-in-ger (g sound as in go)	Josue Rivera	Hoh-SWAY Ree-VEH-rah
Jake Langlois	Lang-LOYES	Jaylen Reyes	RAY-uhs

2014 QUICK FACTS

Location	Provo, Utah 84602
Elevation	4,553 feet
Enrollment	32,980
Founded	October 15, 1875
Owned	LDS Church
Nickname	Cougars
Mascot	Cosmo the Cougar
Colors	Dark Blue and White
Arena	Smith Fieldhouse (5,000)
Court	Elaine Michaelis Court
BYU President	Cecil O. Samuelson (Utah, 1970)
Athletics Director	Tom Holmoe (BYU, 1983)
Head Coach	Chris McGown (BYU, 1994)
Seasons	entering 3rd yr.
Career Record	63-16 (.797)
Record at BYU	Same
Assist. Coaches	Milke Wilton, Rob Neilson Carl McGown, Giuseppe Vinci
2014 Overall Record	13-4
2014 MPSF Record	13-2
2013 Overall Record	26-5
2013 MPSF Record	21-3
Final National Ranking	No. 2
Starters Returning/Lost	4/3
Letterwinners Returning/Lost	7/4
Newcomers	5
National Championships	3 (1999, 2001, 2004)
Winning Seasons	19
MPSF Championships	4
AVCA All-America Citations	47
First Year of Volleyball	1990
All-time Record	468-218 (.682)

VOLLEYBALL CONTACT

Volleyball SID	Rachel Hawks
Office	.801-422-8999
Cell	.801-380-9668
Email	mvolleyball_sid@byu.edu
Secondary contact	Brett Pyne
Office	.801-422-4912
Email	brett_pyne@byu.edu
Media Relations Main Office	.801-422-8948
Media Relations Fax	.801-422-0633
Website	www.byucougars.com
Twitter	@BYUcougars, @BYUvolleyball
Facebook	facebook.com/byuvolleyball
Address	30 Smith Fieldhouse, Provo, UT 84602

WEEKLY RELEASE

PROVO, Utah—No. 3 BYU men's volleyball welcomes No. 8 UC Irvine and UC San Diego to the Fieldhouse Friday and Saturday, respectively, for the first matches of a five-match home stand. Both matches begin at 7 p.m. MDT and will be broadcast live on BYUtv.

The Cougars (13-4, 13-2 MPSF) defeated the Anteaters (13-8, 10-7 MPSF) in five sets in Irvine, Calif., Jan. 17. Senior Taylor Sander recorded 25 kills and nine digs against UC Irvine, helped out by Tyler Heap's career-high 54 assists. BYU turned around and defeated UC San Diego (1-18, 0-17 MPSF) on the road Jan. 18.

BYU defeated Cal State Northridge 3-1 on the road Saturday. UC Irvine is on a four-match win streak after a pair of wins at Hawai'i, and UC San Diego comes off 3-0 losses to UC Santa Barbara and UCLA. The Cougars are 42-14 all-time against the Anteaters and 35-0 all-time against the Tritons.

Sander's 4.58 kills per set are No. 2 in the nation and his .50 aces per set are No. 5. Cougar Michael Hatch is No. 3 in the NCAA for blocks per set with 1.49, and Heap is No. 1 in assists per set with 10.57.

The Cougars are ranked No. 4 for blocks per set with 2.90.

Zack La Cavera leads UC Irvine with 3.59 kills per set, helped out by Daniel Stork's 10.50 assists per set. At the net, La Cavera and Jeremy Dejno average .64 and .56 blocks per set, respectively.

Mike Brunsting leads UC San Diego with 2.26 kills per set. Garrett Dempsey leads in assists with 8.51 per set. Fred Stahl averages .67 blocks per set.

Both matches can be streamed live online for free. For links to live stats and live streaming, visit the BYU men's volleyball schedule page.

RETURNING STARTERS (4)

Jaylen Reyes	Jr.	6-1	LIB
Josue Rivera	Jr.	6-3	OH
Taylor Sander	Sr.	6-4	OH
Devin Young	Sr.	6-9	MB

STARTERS LOST (3)

Russ Lavaja	Sr.	6-7	MB
Ryan Boyce	Sr.	6-1	S
Ben Patch	Fr.	6-8	OPP

RETURNING LETTERWINNERS (7)

Phil Fuchs	Jr.	6-4	OH
Michael Hatch	So.	6-8	MB
Tyler Heap	So.	6-6	S
Jaylen Reyes	Jr.	6-1	LIB
Josue Rivera	Jr.	6-3	OH
Taylor Sander	Sr.	6-4	OH
Devin Young	Sr.	6-9	MB

LETTERWINNERS LOST (4)

Ryan Boyce	Sr.	6-1	S
Russ Lavaja	Sr.	6-7	MB
Steve Rindfleisch	Sr.	6-9	OPP
Ben Patch	Fr.	6-8	OPP

OTHERS RETURNING (7)

Evan Chang	So.	6-0	LIB
Joseph Grosh	R Fr.	6-7	MB
Carson Heninger	So.	6-5	OPP
Robbie Sutton	So.	6-6	S
Matt Underwood	So.	6-6	OPP
Nick Valencia	Sr.	6-7	MB
Bennett Bird	R Fr.	6-5	OH

OTHERS LOST (2)

Andrew Heap	Jr.	6-4	OH
Erik Mayer	Sr.	6-6	OPP, OH

BREAKDOWN BY GEOGRAPHY

Alberta, Canada (1)	Germany (1)
Carson Heninger	Tim Dobbert
Bulgaria (1)	Hawai'i (1)
Kiril Meretev	Jaylen Reyes
California (10)	Nevada (1)
Bennett Bird	Price Jarman
Evan Chang	Ohio (1)
Hamilton Day	Nick Valencia
Joseph Grosh	Pennsylvania (1)
Michael Hatch	Devin Young
Tyler Heap	Puerto Rico (1)
Jake Langlois	Josue Rivera
Taylor Sander	Utah (1)
Robbie Sutton	Phil Fuchs
Matt Underwood	

NEWCOMERS (5)

Tim Dobbert	Fr.	6-10	OPP
Price Jarman	R Fr.	6-8	MB (mission)
Jake Langlois	Fr.	6-10	MB
Kiril Meretev	Fr.	6-8	OH
Hamilton Day	So.	6-1	S

BREAKDOWN BY CLASS

Senior: 3
Junior: 3
Sophomore: 7
Freshman: 6

MATCH-BY-MATCH**Match-by-Match Starters**

MATCH	SETTER	LIBERO	OPPOSITE	OUT. HITTER	OUT. HITTER	MID. BLOCKER	MID. BLOCKER
LUC 1/3	Heap	Reyes	Meretev	Sander	Fuchs	Young	Hatch
LU 1/4	Heap	Reyes	Meretev	Sander	Fuchs	Young	Hatch
CSUN 1/10	Heap	Reyes	Underwood	Sander	Fuchs	Young	Hatch
LBSU 1/11	Heap	Reyes	Underwood	Sander	Fuchs	Young	Hatch
UCI 1/17	Heap	Reyes	Underwood	Sander	Rivera	Young	Hatch
UCSD 1/18	Heap	Reyes	Underwood	Sander	Rivera	Young	Hatch
STAN 1/24	Heap	Reyes	Heninger	Sander	Rivera	Young	Hatch
PAC 1/25	Heap	Reyes	Heninger	Sander	Rivera	Young	Grosh
PEP 1/31	Heap	Reyes	Heninger	Sander	Rivera	Young	Grosh
USC 2/1	Heap	Reyes	Heninger	Sander	Rivera	Young	Grosh
CBU 2/3	Heap	Reyes	Heninger	Sander	Rivera	Young	Hatch
PAC 2/14	Heap	Reyes	Heninger	Sander	Rivera	Young	Grosh
STAN 2/15	Heap	Reyes	Heninger	Sander	Rivera	Young	Hatch
USC 2/28	Heap	Reyes	Underwood	Sander	Rivera	Young	Hatch
PEP 3/1	Heap	Reyes	Underwood	Sander	Rivera	Young	Hatch
LBSU 3/7	Heap	Reyes	Underwood	Sander	Rivera	Young	Hatch
CSUN 3/8	Heap	Reyes	Dobbert	Sander	Meretev	Young	Hatch

Match-by-Match Stat Leaders

OPPONENT	KILLS	ATTEMPTS	ASSISTS	ACES	DIGS	BLOCKS
LUC 1/3	11- Sander	29- Sander	31- Heap	-	7- Rivera	5- Young
LU 1/4	15- Sander	27- Sander	33- Heap	4- Sander	7- Heap	6- Hatch
CSUN 1/10	14- Sander	26- Sander	37- Heap	2- Sander	3- three players	4- Underwood, Young
LBSU 1/11	24- Sander	47- Sander	47- Heap	2- Sander	11- Heap, Sander	8- Young
UCI 1/17	25- Sander	58- Sander	54- Heap	2- three players	12- Rivera	4- Hatch, Sander
UCSD 1/18	13- Sander	24- Sander	20- Sutton	9- Sander	8- Underwood	4- Underwood, Hatch
STAN 1/24	18- Sander	36- Sander	53- Heap	2- Rivera	10- Rivera	5- Young, Sander
PAC 1/25	12- Sander	17- Sander	24- Heap	1- Sander, Young	8- Reyes	7- Young
PEP 1/31	19- Sander	39- Sander	50- Heap	2- Rivera, Young	13- Reyes	8- Young
USC 2/1	15- Rivera	44- Sander	41- Heap	2- Heninger	8- Rivera, Sander	5- Heap
CBU 2/3	17- Sander	30- Sander	26- Heap	2- Sander	4- Sander, Fuchs	4- Rivera, Hatch
PAC 2/14	13- Rivera	21- Heninger	30- Heap	3- Rivera	8- Heap	9- Hatch
STAN 2/15	27- Sander	48- Sander	53- Heap	3- Rivera	10- Heap	7- Hatch
USC 2/28	15- Sander/Underwood	29- Sander	36- Heap	4- Sander	7- Sander	5- Hatch
PEP 3/1	18- Sander	34- Sander	38- Heap	1- Sander, Hatch	6- Heap, Sander	6- Sander
LBSU 3/7	24- Sander	55- Sander	43- Heap	1- Heap	12- Reyes	7- Hatch
CSUN 3/8	15- Dobbert	35- Sander	38- Heap	2- Dobbert/Young	12- Reyes	6- Young

Head Coach Chris McGown



Chris McGown was named the men's head volleyball coach at BYU in June 2011. A BYU alumnus and three-year volleyball letterman, McGown took over the program with 14 years of experience as a coach/clinician.

In his second year at the helm for the Cougars, McGown was named the AVCA National Coach of the Year and MPSF Coach of the Year. McGown led BYU to its first MPSF championship and tournament title since 2004, along with a spot in the NCAA national championship match.

In his first year at BYU, McGown coached BYU to a 24-7 and a No. 4 final national ranking.

McGown came to BYU from Gold Medal Squared volleyball camps, where he has been

involved since its inception in 1998, working as both an administrator and a coach/clinician. During the course of his career with GMS, McGown has worked with hundreds of schools and clubs and thousands of volleyball players and coaches.

At GMS, he most recently served as a principal clinician at Coaching Education events where he worked closely with his father, former BYU coach Carl McGown. He also had a significant part in the administration of GMS, managing finances, the GMS website, clinic scheduling and staffing and marketing/advertising.


McGown also worked as a volunteer assistant coach for the BYU women's volleyball team from 2009-11.

As a player, McGown was a three-year letterman at BYU from 1990-94. He played for his father and witnessed the growth of BYU men's volleyball from a club program in the late 1980s to one of the dominant programs in NCAA men's collegiate volleyball.

McGown took a break from coaching and playing immediately after college to work as a manufacturing engineer, working closely with companies such as IBM, Boeing, General Electric, General Motors, Merck and the Department of Defense. His experience as an engineer served him well as background for implementing the science behind the GMS systems. McGown left engineering full time in 2003 to work exclusively with Gold Medal Squared. He maintained close ties to the BYU men's and women's volleyball programs, doing play-by-play commentary for TV broadcasts on the BYU Sports Network.

Served an LDS mission in Sevilla, Spain from 1988-1990. When not involved in volleyball, McGown can be found skiing, golfing, mountain biking, and chasing after his two daughters.

Assistant Coach Mike Wilton



Mike Wilton joined the BYU men's volleyball team alongside Chris McGown for his first season in the 2012 campaign.

Wilton joined the team with over 30 years of experience at the collegiate volleyball level, including 12 years as the head women's coach at Cal Poly and the last 17 years as the head men's coach at the University of Hawai'i.

With 354 career wins on the men's side, including a program-best 316 at UH, Wilton has established himself as one of the most successful men's volleyball coaches in the

country.

In 32 seasons as the head coach at the collegiate level, he has amassed 637 victories, which includes 283 wins in 12 seasons with the Cal Poly women.

Under Wilton, the Warrior volleyball program rose among the elite with five MPSF titles, three NCAA semifinal appearances and five top 5 final national rankings. During his tenure, the Warriors posted four 20-win campaigns, won more than 67 percent of their matches and were nationally ranked in all 17 seasons.

Assistant Coach Rob Neilson



The 2013 season marks the Rob Neilson's second as an assistant coach for the Cougars, joining Chris McGown and Mike Wilton in 2012.

Neilson has been coaching volleyball at summer camps since 2000. He played and coached under former BYU coaches Carl McGown and Tom Peterson.

Neilson is no stranger to BYU volleyball. He was the starting setter for two years with the Cougars in 2005 and 2006. He started every match in his junior and senior year. Neilson was named the USA Today/AVCA National Player of the Week in his junior season for his play against Hawai'i.

As a senior, Neilson earned All-MPSF Honorable Mention and Academic All-MPSF honors for his second consecutive season. All totaled, Neilson played in 314 career games for BYU which is seventh in BYU history. He was a member of BYU's 2004 National Championship team.

Technical Assistant Giuseppe Vinci




Vinci has been working with the BYU men's and women's volleyball teams since 2008. He is a student at BYU and is double majoring in Recreation Management and Italian, and minoring in music.

Vinci began working with the sport of volleyball in a small club called Pallavolo Casteggio as a manager and then assistant coach as a 13-year-old. In the club he worked with various teams, one of which won a championship and advanced to the regional category. He has worked with both the men's and women's Division II Italian Professional teams and went to the 2008 Olympic Games with the Men's Italian Senior National Team.

Here in the United States, Vinci has worked with the BYU men's and women's volleyball teams, as well as USA Volleyball. He was an assistant coach with the Men's Junior National Team at the 2009 FIBA World Championships in India and was also a Scout coach for the USA women's national team that participated in the 2010 World Championships in Japan and 2011 World Cup in Japan. Vinci also participated in the 2012 London Olympics with the same team.

Volunteer Assistant Coach Carl McGown



Carl McGown joined the team as a volunteer assistant coach under his son and head coach Chris McGown in 2012.

McGown coached the Cougars for 13 years between 1989 and 2002 where he led the team to two national championships (1999 and 2001), twice earned National Coach of the Year honors and compiled a 2250/137 record. McGown and BU began NCAA competition in 1990 after the club team won three national club titles and finishes second in 1986 and 1989. He paced the Cougars to nine top-10 finishes in his 13 years and coached 18 different All-Americans. In addition to their competitive success, BYU led the NCAA in regular season attendance with McGown at the helm.

McGown was also an assistant coach for the USA National team in the 2004 and 2008 Olympics and helped the team to a gold medal in Beijing.

Due to the great experience and success he had as a coach, McGown was inducted into the AVCA Hall of Fame in 2010. McGown was inducted into the BYU Hall of Fame in 2011.



Price Jarman • 1

6-8 • Freshman • MB • Las Vegas, Nev./Bonanza HS

Career Stats

Year	S	K	E	TA	Pct	Ast	SA	SE	RE	Dig	BS	BA	BE	BHE	Pts
2014	0	0	0	0	.000	0	0	0	0	0	0	0	0	0	0
Career	0	0	0	0	.000	0	0	0	0	0	0	0	0	0	0

Records

Season Highs

Kills 0
Attempts 0
Hitting % (min. 8 att.) 0
Service aces 0
Assists 0
Digs 0
Block assists 0
Block solos 0
Total blocks 0

Career Highs

Kills 0
Attempts 0
Hitting % (min. 8 att.) 0
Service aces 0
Assists 0
Digs 0
Block assists 0
Block solos 0
Total blocks 0

Double Figures

Stat	Total	High
Kills	0	0
Digs	0	0
Blocks	0	0

Double-doubles

Date	K	D

Season Highlights



Carson Hening • 2

6-5 • Sophomore • Opposite • Magrath, Alberta, Canada • Mount Royal University

Career Stats

Year	S	K	E	TA	Pct	Ast	SA	SE	RE	Dig	BS	BA	BE	BHE	Pts
2014	32	71	30	156	.263	2	6	14	0	27	2	30	3	1	94.0
2013	0	0	0	0	.000	0	0	0	0	0	0	0	0	0	0
Career	32	71	30	156	.263	2	6	14	0	27	2	30	3	1	94.0

Records

Season Highs

Kills 17 (twice)
Attempts 31 (vs. UCI 1/17/14)
Hitting % (min. 8 att.) .419 (vs. UCI 1/17/14)
Service aces 2 (twice)
Assists 1 (vs. STAN 1/24/14)
Digs 8 (vs. STAN 2/15/14)
Block assists 7 (vs. PAC 2/14/14)
Block solos 2 (vs. USC 2/1/14)
Total blocks 7 (vs. PAC 2/14/14)

Career Highs

Kills 17 (twice)
Attempts 31 (vs. UCI 1/17/14)
Hitting % (min. 8 att.) .419 (vs. UCI 1/17/14)
Service aces 2 (twice)
Assists 1 (vs. STAN 1/24/14)
Digs 8 (vs. STAN 2/15/14)
Block assists 7 (vs. PAC 2/14/14)
Block solos 2 (vs. USC 2/1/14)
Total blocks 7 (vs. PAC 2/14/14)

Double Figures

Stat	Total	High
Kills	3	17
Digs	0	0
Blocks	0	0

Double-doubles

Date	K	D

Season Highlights

- Recorded 17 kills, .419 hit clip, 2 aces, 4 digs (all career highs), 3 blocks (former career high) vs. UCI (1/17/14)
- Had 12 kills, .320 hit clip, 3 blocks vs. Stanford (1/24/14)
- Recorded 4 blocks (former career high) vs. Pacific (1/25/14)
- Had 17 kills (tied career high), .367 clip, 5 blocks (former career high) vs. Pepperdine (1/31/14)
- Had 9 kills, 2 aces (tied career high), 6 digs (career high), 2 solo blocks (career high) and 5 total blocks (tied former career high) vs. USC (2/1/14)
- Had 2 kills vs. Cal Baptist (2/3/14)
- Had 9 kills, 5 digs, 7 blocks (career high) vs. Pacific (2/14/14)
- Had 4 kills, 8 digs (career high), 3 blocks vs. Stanford (2/15/14)



Evan Chang • 3

6-0 • Sophomore • L • San Francisco • Urban School of San Francisco

Career Stats

Year	S	K	E	TA	Pct	Ast	SA	SE	RE	Dig	BS	BA	BE	BHE	Pts
2014	9	1	0	1	1.000	1	0	0	1	8	0	0	0	0	1.0
2013	16	0	0	0	N/A	5	0	0	2	13	0	0	0	0	0.0
Career	25	1	0	1	1.000	6	0	0	3	21	0	0	0	0	1.0

Records

Season Highs

Kills 0
Attempts 0
Hitting % (min. 8 att.) 0
Service aces 0
Assists 1 (vs. UCSD 1/18/14)
Digs 5 (vs. PAC 2/14/14)
Block assists 0
Block solos 0
Total blocks 0

Career Highs

Kills 0
Attempts 0
Hitting % (min. 8 att.) 0
Service aces 0
Assists 3 (vs. Hawai'i 4/20/14)
Digs 5 (three times)
Block assists 0
Block solos 0
Total blocks 0

Double Figures

Stat	Total	High
Kills	0	0
Digs	0	0
Blocks	0	0

Double-doubles

Date	K	D

Season Highlights

- Played vs. UCSD (1/18/14)
- Played vs. Pacific (1/25/14)
- Played vs. Cal Baptist (2/3/14)
- Had 1 kill (career high), 5 digs (tied career high) vs. Pacific (2/14/14)
- Played vs. Stanford (2/15/14)
- Played vs. Long Beach State (3/7/14)



Kiril Meretev • 5

6-8 • Freshman • OH • Saedinenie, Bulgaria • Math HS

Career Stats

Year	S	K	E	TA	Pct	Ast	SA	SE	RE	Dig	BS	BA	BE	BHE	Pts
2014	13	22	14	64	.125	0	1	4	4	9	1	11	0	0	29.5
Career	13	22	14	64	.125	0	1	4	4	9	1	11	0	0	29.5

Records

Season Highs

Kills 8 (twice)
Attempts 20 (vs. Lewis 1/4/14)
Hitting % (min. 8 att.) .278 (vs. Loyola 1/3/14)
Service aces 1 (vs. Lewis 1/4/14)
Assists 0
Digs 4 (vs. PEP 1/31/14)
Block assists 6 (vs. Loyola 1/3/14)
Solo blocks 1 (vs. CSUN 3/7/14)
Total blocks 6 (vs. Loyola 1/3/14)

Career Highs

Kills 8 (twice)
Attempts 20 (vs. Lewis 1/4/14)
Hitting % (min. 8 att.) .278 (vs. Loyola 1/3/14)
Service aces 1 (vs. Lewis 1/4/14)
Assists 0
Digs 4 (vs. PEP 1/31/14)
Block assists 6 (vs. Loyola 1/3/14)
Solo blocks 1 (vs. CSUN 3/7/14)
Total blocks 6 (vs. Loyola 1/3/14)

Double Figures

Stat	Total	High
Kills	0	0
Digs	0	0
Blocks	0	0

Double-doubles

Date	K	D



Josue Rivera • 6

6-3 • Sophomore • OH • San Juan, Puerto Rico • Colegio San Ignacio

Career Stats

Year	S	K	E	TA	Pct	Ast	SA	SE	RE	Dig	BS	BA	BE	BHE	Pts
2014	58	119	53	304	.217	5	19	35	15	85	1	31	7	0	154.5
2013	113	228	73	510	.304	12	19	54	31	123	2	82	8	0	290.0
2012	118	257	102	606	.256	22	17	75	26	186	2	68	15	3	310.0
2011	0	0	0	0	N/A	0	0	0	0	0	0	0	0	0	0.0
Career	280	604	228	1420	.265	39	55	164	72	394	5	181	30	3	754.5

Records

Season Highs

Kills 15 (vs. USC 2/1/14)
Attempts 28 (vs. STAN 2/15/14)
Hitting % (min. 8 att.) .579 (vs. PAC 2/14/14)
Service aces 3 (twice)
Assists 3 (vs. LBSU 1/11/14)
Digs 12 (vs. UCI 1/17/14)
Block assists 4 (twice)
Block solos 1 (vs. USC 2/1/14)
Total blocks 4 (twice)

Career Highs


Kills 20 (vs. Loyola 1/6/12)
Attempts 36 (vs. Loyola 1/6/12)
Hitting % (min. 8 att.) .579 (vs. PAC 2/14/14)
Service aces 4 (twice)
Assists 6 (vs. Loyola 1/6/12)
Digs 15 (vs. UCSB 2/25/12)
Block assists 6 (five times)
Block solos 1 (three times)
Total blocks 6 (four times)

Double Figures

Stat	Total	High
Kills	5	15
Digs	2	12
Blocks	0	0

Double-doubles

Date	K	D
1/17	12	12
1/24	11	10



Phil Fuchs • 7

6-4 • Junior • OH • Lndon, Utah • Brookfield East HS

Career Stats

Year	S	K	E	TA	Pct	Ast	SA	SE	RE	Dig	BS	BA	BE	BHE	Pts
2014	17	34	18	93	.172	1	2	5	4	10	1	8	0	0	41.0
2013	25	36	15	80	.263	2	2	11	5	20	0	11	0	0	43.5
2012	10	11	5	34	.176	0	0	4	3	8	0	8	1	0	15.0
2009	0	0	0	0	N/A	0	0	0	0	0	0	0	0	0	0.0
Career	52	81	38	207	.208	3	4	20	12	38	1	27	1	0	99.5

Records

Season Highs

Kills 11 (vs. PAC 2/14/14)
Attempts 19 (vs. PAC 2/14/14)
Hitting % (min. 8 att.) .455 (vs. UCSD 1/18/14)
Service aces 1 (twice)
Assists 1 (vs. UCSD 1/18/14)
Digs 4 (CBU 2/3/14)
Block assists 4 (vs. PAC 2/14/14)
Solo blocks 1 (vs. PAC 2/14/14)
Total blocks 5 (vs. PAC 2/14/14)

Career Highs

Kills 11 (vs. PAC 2/14/14)
Attempts 19 (vs. PAC 2/14/14)
Hitting % (min. 8 att.) .500 (1/4/13)
Service aces 1 (four times)
Assists 1 (three times)
Digs 7 (4/5/13)
Block assists 4, three times
Block solos 1 (vs. PAC 2/14/14)
Total blocks 5 (vs. PAC 2/14/14)

Double Figures

Stat	Total	High
Kills	1	11
Digs	0	0
Blocks	0	0

Double-doubles

Date	K	D

Season Highlights

- Recorded 8 kills vs. Loyola (1/3/14)
- Recorded 8 kills, 6 blocks vs. Lewis (1/4/14)
- Had 2 kills, 1 dig, 1 block vs. Pacific (1/25/14)
- Had 2 kills, 4 digs (career high) vs. Pepperdine (1/31/14)
- Played vs. USC (2/1/14)
- Played vs. Pacific (2/14/14)
- Had 2 kills, 3 blocks, 1 solo block vs. CSUN (3/8/14)

Season Highlights

- Had 12 kills and season-high 12 digs vs. UCI (1/17/14)
- Played vs. UCSD (1/18/14)
- Recorded a double-double of 11 kills (.308 hitting), 10 digs, with 2 blocks and 2 aces vs. Stanford (1/24/14)
- Had 2 kills, 2 digs vs. Pacific (1/25/14)
- Had 5 kills, 2 aces (tied season high), 3 digs vs. Pepperdine (1/31/14)
- Had 15 kills (season high), .370 clip (season high), 8 digs, 3 blocks vs. USC (2/1/14)
- Had 4 kills vs. Cal Baptist (2/3/14)
- Led team with 13 kills on .579 clip (career high), 3 aces, 4 digs vs. Pacific (2/14/14)
- Had 12 kills, 3 aces, 8 digs vs. Stanford (2/15/14)
- Had five kills, four digs vs. USC (2/28/14)
- Had six kills, five digs vs. Pepperdine (3/1/14)
- 4 kills, 4 digs vs. LBSU (3/7/14)
- 7 kills, 6 digs vs. CSUN (3/8/14)

Season Highlights

- Had 2 kills vs. Loyola (1/3/14)
- Recorded 2 kills vs. CSUN (1/10/14)
- Played vs. No. 1 LBSU (1/11/14)
- Played vs. UCI (1/17/14)
- Had 5 kills, .455 clip, 1 assist, 1 ace vs. UCSD (1/18/14)
- Had 5 kills vs. Pacific (1/25/14)
- Played vs. Pepperdine (1/31/14)
- Had 3 kills, 4 digs (season high) vs. Cal Baptist (2/3/14)
- Had 11 kills (career high) on .421 clip, 3 digs, 5 blocks (career high) vs. Pacific (2/14/14)
- Had 5 kills, 3 blocks vs. LBSU (3/7/14)



Nick Valencia • 8

6-7 • Senior • MB • Centerville, Ohio • Centerville HS

Career Stats

Year	S	K	E	TA	Pct	Ast	SA	SE	RE	Dig	BS	BA	BE	BHE	Pts
2014	0	0	0	0	.000	0	0	0	0	0	0	0	0	0	0
2013	5	0	0	0	N/A	1	2	1	0	0	0	3	1	0	3.5
2012	0	0	0	0	N/A	0	0	0	0	0	0	0	0	0	0.0
2008	3	0	0	0	N/A	0	0	1	0	0	0	0	0	0	0.0
2007	0	0	0	0	N/A	0	0	0	0	0	0	0	0	0	0.0
Career	8	0	0	0	N/A	1	2	2	0	0	0	3	1	0	3.5

Double Figures

Stat	Total	High
Kills	0	0
Digs	0	0
Blocks	0	0

Double-doubles

Date	K	D

Records

Season Highs

Kills 0

Attempts 0

Hitting % (min. 8 att.) 0

Service aces 0

Assists 0

Digs 0

Block assists 0

Block solos 0

Total blocks 0

Career Highs

Kills

Attempts

Hitting % (min. 8 att.)

Service aces

Assists

Digs

Block assists

Block solos

Total blocks

Season Highlights



Tyler Heap • 9

6-6 • Sophomore • S • La Jolla, Calif. • La Jolla HS

Career Stats

Year	S	K	E	TA	Pct	Ast	SA	SE	RE	Dig	BS	BA	BE	BHE	Pts
2014	61	10	5	21	.238	645	3	16	0	93	1	35	2	4	31.5
2013	28	3	2	5	.200	115	2	4	0	13	1	12	1	0	12.0
2010	0	0	0	0	N/A	0	0	0	0	0	0	0	0	0	0.0
Career	89	13	7	26	.231	761	5	20	0	106	2	47	3	4	43.5

Double Figures

Stat	Total	High
Kills	0	0
Digs	3	11
Blocks	0	0
Assists	17	54

Double-doubles

Date	K	D
1/11	47 (A)	11
1/17	54 (A)	10
2/15	53 (A)	10

Records

Season Highs

Kills 3 (vs. LBSU 1/11/14)

Attempts 4 (vs. LBSU 1/11/14)

Hitting % (min. 8 att.) 0

Service aces 1 (twice)

Assists 54 (vs. UCI 1/17/14)

Digs 11 (vs. LBSU 1/11/14)

Block assists 5 (vs. USC 2/1/14)

Block solos 1 (twice)

Total blocks 5 (vs. USC 2/1/14)

Career Highs

Kills 3 (vs. LBSU 1/11/14)

Attempts 4 (vs. LBSU 1/11/14)

Hitting % (min. 8 att.) 0

Service aces 1 (four times)

Assists 54 (vs. UCI 1/17/14)

Digs 11 (vs. LBSU 1/11/14)

Block assists 5 (vs. USC 2/1/14)

Block solos 1 (twice)

Total blocks 5 (vs. USC 2/1/14)

Season Highlights

- Had career-high 54 assists, 10 digs vs. UCI (1/17/14)
- Had 11 assists vs. UCSD (1/18/14)
- Recorded 53 assists, 3 digs, 2 blocks vs. Stanford (1/24/14)
- Had 24 assists, 4 digs, 2 blocks vs. Pacific (1/25/14)
- Had 50 assists, 5 digs, 4 blocks vs. Pep. (2/1/14)
- Had 41 assists, 6 digs, 5 blocks (career high) vs. USC (2/1/14)
- Had 30 assists, 8 digs, 2 blocks vs. Pacific (2/14/14)
- Had 53 assists, 10 digs vs. Stanford (2/15/14)
- Had 36 assists, 3 digs, 4 blocks vs. USC (2/28/14)
- Had 38 assists, 6 digs, 2 blocks vs. Pepperdine
- 43 assists, 1 ace, 5 digs, 3 blocks (1 solo) vs. LBSU (3/7/14)
- 38 assists, 9 digs vs. CSUN (3/8/14)



Jake Langlois • 10

6-10 • Freshman • MB • San Jose, Calif. • Santa Teresa HS

Career Stats

Year	S	K	E	TA	Pct	Ast	SA	SE	RE	Dig	BS	BA	BE	BHE	Pts
2014	9	10	8	33	.061	0	1	5	1	5	0	4	1	0	13.0
Career	9	10	8	33	.061	0	1	5	1	5	0	4	1	0	13.0

Double Figures

Stat	Total	High
Kills	0	0
Digs	0	0
Blocks	0	0

Double-doubles

Date	K	D

Records

Season Highs

Kills 5 (vs. PAC 2/14/14)

Attempts 15 (vs. PAC 2/14/14)

Hitting % (min. 8 att.) .125 (vs. UCSD 1/18/14)

Service aces 1 (vs. Lewis 1/4/14)

Assists 0

Digs 3 (vs. UCSD 1/18/14)

Block assists 2 (vs. UCSD 1/18/14)

Block solos 0

Total blocks 2 (vs. UCSD 1/18/14)

Career Highs

Kills 5 (vs. PAC 2/14/14)

Attempts 15 (vs. PAC 2/14/14)

Hitting % (min. 8 att.) .125 (vs. UCSD 1/18/14)

Service aces 1 (vs. Lewis 1/4/14)

Assists 0

Digs 3 (vs. UCSD 1/18/14)

Block assists 2 (vs. UCSD 1/18/14)

Block solos 0

Total blocks 2 (vs. UCSD 1/18/14)

Season Highlights

- Recorded 1 kill, 1 service ace vs. Lewis (1/4/14)
- Recorded 1 kill, 2 digs vs. No. 1 LBSU (1/11/14)
- Had career highs of 3 kills, 3 digs and 2 blocks vs. UCSD (1/18/14)
- Had a block vs. Pacific (1/25/14)
- Had 5 kills (career high) vs. Pacific (2/14/14)



Matt Underwood • 11

6-6 • Sophomore • OPP • San Diego, Calif. • Rancho Bernardo HS

Career Stats

Year	S	K	E	TA	Pct	Ast	SA	SE	RE	Dig	BS	BA	BE	BHE	Pts
2014	24	63	22	147	.279	5	3	7	0	33	0	14	2	0	73.0
2013	6	3	0	10	.300	1	0	4	1	7	0	6	0	0	6.0
2010	0	0	0	0	N/A	0	0	0	0	0	0	0	0	0	0
Career	30	66	22	157	.280	6	3	11	1	40	0	20	2	0	79.0

Records

Season Highs

Kills 15 (vs. USC 2/28/14)
Attempts 24 (vs. USC 2/28/14)
Hitting % (min. 8 att.) .542 (vs. USC 3/1/14)

Service aces 2 (vs. UCSD 1/18/14)
Assists 2 (vs. STAN 2/15/14)
Digs 8 (vs. UCSD 1/18/14)
Block assists 4 (twice)
Block solos 0
Total blocks 4 (twice)

Career Highs

Kills 15 (vs. USC 2/28/14)
Attempts 24 (vs. USC 2/28/14)
Hitting % (min. 8 att.) .542 (vs. USC 3/1/14)

Service aces 2 (vs. UCSD 1/18/14)
Assists 2 (vs. STAN 2/15/14)
Digs 8 (vs. UCSD 1/18/14)
Block assists 4 (twice)
Block solos 0
Total blocks 4 (twice)

Double Figures

Stat	Total	High
Kills	2	15
Digs	0	0
Blocks	0	0

Double-doubles

Date	K	D

Season Highlights

- Recorded 10 kills, .389 clip, 4 blocks (career high) vs. CSUN (1/10/14)
- Recorded 7 kills, 7 digs (career high) vs. No. 1 LBSU (1/11/14)
- Played vs. UCI (1/17/14)
- Had 9 kills, 2 aces (career high), 8 digs (career high), 4 blocks (tied career high) vs. UCSD (1/18/14)
- Had 4 kills, 3 digs, 2 blocks vs. Cal Baptist (2/3/14)
- Had 3 kills vs. Pacific (2/14/14)
- Had 3 kills, 2 assists (career high), 2 digs vs. Stanford (2/15/14)
- Recorded 15 kills (career high) on .542 clip (career high), 3 digs vs. USC (2/28/14)
- Had 7 kills, 4 digs vs. Pepperdine (3/1/14)
- Had 5 kills, 2 digs vs. LBSU (3/7/14)



Jaylen Reyes • 12

6-1 • Sophomore • L • Honolulu, Hawaii • Kamehameha School

Career Stats

Year	S	K	E	TA	Pct	Ast	SA	SE	RE	Dig	BS	BA	BE	BHE	Pts
2014	63	1	0	1	1.000	37	0	0	15	110	0	0	0	0	1.0
2013	116	1	0	1	1.000	43	0	0	29	169	0	0	0	1	1.0
2012	105	0	1	1	-1.00	65	0	0	31	170	0	0	0	6	0.0
Career	284	2	1	3	.333	145	0	0	75	449	0	0	0	7	2.0

Records

Season Highs

Kills 1 (vs. Lewis 1/4/14)
Attempts 1 (vs. Lewis 1/4/14)
Hitting % (min. 8 att.) 0
Service aces 0
Assists 6 (vs. PAC 2/14/14)
Digs 13 (vs. PEP 1/31/14)
Block assists 0
Block solos 0
Total blocks 0

Career Highs

Kills 1 (twice)
Attempts 1 (three times)
Hitting % (min. 8 att.) 0
Service aces 0
Assists 7 (vs. Loyola 1/6/12)
Digs 16 (vs. Stanford 4/26/12)
Block assists 0
Block solos 0
Total blocks 0

Double Figures

Stat	Total	High
Kills	0	0
Digs	4	13
Blocks	0	0

Double-doubles

Date	K	D

Season Highlights

- Recorded 6 digs, 3 assists vs. Loyola (1/3/14)
- Recorded 5 digs, 3 assists vs. Lewis (1/4/14)
- Had 8 digs vs. No. 1 LBSU (1/11/14)
- Had 11 (former season high) digs vs. UCI (1/17/14)
- Had 5 kills vs. UCSD (1/18/14)
- Had 9 digs vs. Stanford (1/24/14)
- Recorded 8 digs, 2 assists vs. Pacific (1/25/14)
- Had 13 digs (season high) vs. Pepperdine (1/31/14)
- Had 5 digs vs. USC (2/1/14)
- Had 6 assists (season high), 2 digs vs. Pacific (2/14/14)
- Had 7 digs, 3 assists vs. Stanford (2/15/14)
- Had 2 digs vs. USC (2/28/14)
- Had 2 assists vs. Pepperdine (3/1/14)
- Had 12 digs, 4 assists vs. LBSU (3/7/14)
- Had 12 digs, 2 assists vs. CSUN (3/8/14)



Bennett Bird • 14

6-7 • Freshman • Outside hitter • San Diego, Calif. • Westview HS

Career Stats

Year	S	K	E	TA	Pct	Ast	SA	SE	RE	Dig	BS	BA	BE	BHE	Pts
2014	0	0	0	0	N/A	0	0	0	0	0	0	0	0	0	0.0
2013	0	0	0	0	N/A	0	0	0	0	0	0	0	0	0	0.0
Career	0	0	0	0	N/A	0	0	0	0	0	0	0	0	0	0.0

Records

Season Highs

Kills 0
Attempts 0
Hitting % (min. 8 att.) 0
Service aces 0
Assists 0
Digs 0
Block assists 0
Block solos 0
Total blocks 0

Career Highs

Kills 0
Attempts 0
Hitting % (min. 8 att.) 0
Service aces 0
Assists 0
Digs 0
Block assists 0
Block solos 0
Total blocks 0

Double Figures

Stat	Total	High
Kills	0	0
Digs	0	0
Blocks	0	0

Double-doubles

Date	K	D

Season Highlights



Taylor Sander • 15

6-4 • Senior • OH • Huntington Beach, Calif. • Norco HS

Career Stats

Year	S	K	E	TA	Pct	Ast	SA	SE	RE	Dig	BS	BA	BE	BHE	Pts
2014	62	284	98	595	.313	17	31	48	14	100	1	49	5	0	340.5
2013	117	461	146	947	.333	33	42	78	23	178	2	91	10	0	550.5
2012	89	435	114	812	.395	28	44	65	24	120	2	67	12	4	514.5
2011	93	341	111	684	.336	20	41	62	19	120	1	72	10	1	419.0
Career	361	1521	469	3038	.346	98	158	253	80	518	6	279	37	5	1824.5

Double Figures

Stat	Total	High
Kills	16	27
Digs	2	11
Blocks	0	0

Double-doubles

Date	K	D
1/11	24	11
3/7	24	11

Records

Season Highs

Kills 27 (vs. STAN 2/15/14)
Attempts 58 (vs. UCI 1/17/14)
Hitting % (min. 8 att.) .706 (vs. PAC 1/25/14)
Service aces 9 (vs. UCSD 1/18/14)
Assists 4 (vs. CSUN 3/8/14)
Digs 11 (twice)
Block assists 6 (vs. PEP 1/31/14)
Block solos 1 (vs. UCI 1/17/14)
Total blocks 6 (vs. PEP 1/31/14)

Career Highs

Kills 29 (vs. USC 3/4/11)
Attempts 58 (vs. Hawai'i 3/16/12)
Hitting % (min. 8 att.) .762 (vs. USC 3/30/13)
Service aces 9* (vs. UCSD 1/18/14)
Assists 4 (twice)
Digs 14 (vs. UC Irvine 3/1/13)
Block assists 7, three times
Block solos 1, five times
Total blocks 8 (vs. UCSD 4/23/11)
 * BYU all-time record

Season Highlights

- Had career-high 9 service aces, a BYU all-time record and third most in MPSF history, vs. UCSD (1/18/14)
- Had 18 kills on .389 clip, 7 digs, 5 blocks vs. Stanford (1/24/14)
- Recorded 12 kills on .706 hit clip (season high), 3 blocks vs. Pacific (1/25/14)
- Had 19 kills, .308 clip, 8 digs, 6 blocks (season high) vs. Pepperdine (1/31/14)
- Had 14 kills, 8 digs vs. USC (2/1/14)
- Had 17 kills, 4 digs vs. CBU (2/3/14)
- Had 5 kills, 3 digs, 2 blocks vs. Pacific (2/14/14)
- Had 27 kills (season high) on .417 clip, 2 aces, 6 digs, 4 blocks vs. Stanford (2/15/14)
- Had 15 kills, 4 aces, 7 digs, 3 blocks vs. USC (2/28/14)
- Had 18 kills, 6 digs, 6 blocks (season high) vs. Pepperdine (3/1/14)
- Had 24 kills, 11 digs, 4 blocks vs. LBSU (3/7/14)
- Had 13 kills, 4 assists (season high), 4 digs, 4 blocks vs. CSUN (3/8/14)



Tim Dobbert • 16

6-10 • Freshman • Opp • Aichelberg, Germany • Claude Dornier Schule

Career Stats

Year	S	K	E	TA	Pct	Ast	SA	SE	RE	Dig	BS	BA	BE	BHE	Pts
2014	12	34	7	66	.409	1	2	7	0	11	0	7	0	0	39.5
Career	12	34	7	66	.409	1	2	7	0	11	0	7	0	0	39.5

Double Figures

Stat	Total	High
Kills	1	15
Digs	0	0
Blocks	0	0

Double-doubles

Date	K	D

Records

Season Highs

Kills 15 (vs. CSUN 3/8/14)
Attempts 28 (vs. CSUN 3/8/14)
Hitting % (min. 8 att.) .462 (vs. PAC 1/25/14)
Service aces 2 (vs. CSUN 3/8/14)
Assists 1 (vs. CSUN 3/8/14)
Digs 6 (vs. LBSU 3/7/14)
Block assists 3 (vs. CSUN 3/8/14)
Block solos 0
Total blocks 3 (vs. CSUN 3/8/14)

Career Highs

Kills 15 (vs. CSUN 3/8/14)
Attempts 28 (vs. CSUN 3/8/14)
Hitting % (min. 8 att.) .462 (vs. PAC 1/25/14)
Service aces 2 (vs. CSUN 3/8/14)
Assists 1 (vs. CSUN 3/8/14)
Digs 6 (vs. LBSU 3/7/14)
Block assists 3 (vs. CSUN 3/8/14)
Block solos 0
Total blocks 3 (vs. CSUN 3/8/14)

Season Highlights

- Played vs. Stanford (1/24/14)
- Had 7 kills, .462 clip, 1 dig, 2 blocks vs. Pacific (1/25/14)
- Played vs. USC (2/1/14)
- Had 4 kills, 2 digs vs. Pepperdine (3/1/14)
- Had 8 kills, 6 digs (career high), 2 blocks vs. LBSU (3/7/14)
- Had 15 kills (career high), 28 attempts (career high), 2 aces (career high), 3 blocks (career high) in first start as a Cougar vs. CSUN (3/8/14)



Joseph Grosh • 17

6-7 • Freshman • MB • Danville, Calif. • San Ramon Valley HS

Career Stats

Year	S	K	E	TA	Pct	Ast	SA	SE	RE	Dig	BS	BA	BE	BHE	Pts
2014	25	33	9	62	.387	2	2	9	1	9	1	19	1	1	45.5
2013	0	0	0	0	N/A	0	0	0	0	0	0	0	0	0	0.0
Career	25	33	9	62	.387	2	2	9	1	9	1	19	1	1	45.5

Double Figures

Stat	Total	High
Kills	0	0
Digs	0	0
Blocks	0	0

Double-doubles

Date	K	D

Records

Season Highs

Kills 7 (vs. STAN 1/24/14)
Attempts 11 (vs. STAN 1/24/14)
Hitting % (min. 8 att.) .667 (vs. LBSU 1/11/14)
Service aces 1 (vs. STAN 1/24/14)
Assists 0
Digs 2 (vs. LBSU 3/7/14)
Block assists 6 (vs. STAN 1/24/14)
Block solos 1 (vs. LBSU 1/11/14)
Total blocks 6 (vs. STAN 1/24/14)

Career Highs

Kills 7 (vs. STAN 1/24/14)
Attempts 11 (vs. STAN 1/24/14)
Hitting % (min. 8 att.) .667 (vs. LBSU 1/11/14)
Service aces 1 (vs. STAN 1/24/14)
Assists 0
Digs 2 (vs. LBSU 3/7/14)
Block assists 6 (vs. STAN 1/24/14)
Block solos 1 (vs. LBSU 1/11/14)
Total blocks 6 (vs. STAN 1/24/14)

Season Highlights

- Recorded 2 kills, 1 dig in his first match as a Cougar vs. CSUN (1/10/14)
- Recorded career highs of 6 kills, .667 clip, 1 solo block vs. No. 1 LBSU (1/11/14)
- Had 2 kills, 1 dig, 1 block vs. UCI (1/17/14)
- Had 3 kills, 1 dig vs. UCSD (1/18/14)
- Had 7 kills (career high), .545 clip, 2 blocks (former career high) vs. Stanford (1/24/14)
- Recorded 3 kills, 6 blocks (career high) vs. Pacific (1/25/14)
- Had 3 kills, 1 block vs. Pepperdine (1/31/14)
- Had 3 kills, 1 ace, 2 blocks vs. USC (2/1/14)
- Had 2 kills, 4 blocks vs. Pacific (2/14/14)
- Had 2 kills, 2 digs, 3 blocks vs. LBSU (3/7/14)



Robbie Sutton • 18

6-6 • Sophomore • S • San Diego, Calif. • Rancho Bernardo HS

Career Stats

Year	S	K	E	TA	Pct	Ast	SA	SE	RE	Dig	BS	BA	BE	BHE	Pts
2014	10	1	1	5	.000	60	0	2	0	8	0	2	2	0	2.0
2013	0	0	0	0	N/A	0	0	0	0	0	0	0	0	0	0.0
Career	10	1	1	5	.000	60	0	2	0	8	0	2	2	0	2.0

Records

Season Highs

Kills 1 (vs. UCSD 1/18/14)
Attempts 2 (vs. UCSD 1/18/14)
Hitting % (min. 8 att.) 0
Service aces 0
Assists 20 (vs. UCSD 1/18/14)
Digs 3 (vs. UCSD 1/18/14)
Block assists 2 (vs. PAC 1/25/14)
Block solos 0
Total blocks 2 (vs. PAC 1/25/14)

Career Highs

Kills 1 (vs. UCSD 1/18/14)
Attempts 2 (vs. UCSD 1/18/14)
Hitting % (min. 8 att.) 0
Service aces 0
Assists 20 (vs. UCSD 1/18/14)
Digs 3 (vs. UCSD 1/18/14)
Block assists 2 (vs. PAC 1/25/14)
Block solos 0
Total blocks 2 (vs. PAC 1/25/14)

Double Figures

Stat	Total	High
Kills	0	0
Digs	0	0
Blocks	0	0
Assists	2	20

Double-doubles

Date	K	D

Season Highlights

- Made first appearance for the Cougars vs. UCI (1/17/14)
- Recorded 20 assists (career high), 3 digs (career high) vs. UCSD (1/18/14)
- Had 8 assists, 2 digs, 2 blocks (career high) vs. Pacific (1/25/14)
- Played vs. Pepperdine (1/31/14)
- Had 5 assists, 1 dig vs. USC (2/1/14)
- Had 11 assists vs. Cal Baptist (2/3/14)
- Had 8 assists vs. Pacific (2/14/14)
- Had 3 assists vs. LBSU (3/7/14)



Devin Young • 19

6-9 • Senior • MB • McMurray, Penn. • Peters Township HS

Career Stats

Year	S	K	E	TA	Pct	Ast	SA	SE	RE	Dig	BS	BA	BE	BHE	Pts
2014	62	95	22	177	.412	2	13	42	2	19	4	65	5	0	144.5
2013	82	104	33	208	.341	5	10	52	0	29	3	78	18	0	156.0
2012	0	0	0	0	N/A	0	0	0	0	0	0	0	0	0	0.0
2011	0	0	0	0	N/A	0	0	0	0	0	0	0	0	0	0.0
2008	0	0	0	0	N/A	0	0	0	0	0	0	0	0	0	0.0
Career	144	199	55	385	.374	7	23	94	2	48	7	143	23	0	300.5

Records

Season Highs

Kills 9 (twice)
Attempts 18 (vs. STAN 2/15/14)
Hitting % (min. 8 att.) .545 (vs. LBSU 1/11/14)
Service aces 3 (vs. UCSD 1/18/14)
Assists 1 (twice)
Digs 4 (vs. STAN 2/15/14)
Block assists 8 (twice)
Block solos 1 (four times)
Total blocks 8 (three times)

Career Highs

Kills 12 (vs. Stanford 4/13/13)
Attempts 18 (vs. STAN 2/15/14)
Hitting % (min. 8 att.) .727 (vs. Stanford 4/13/13)
Service aces 3 (vs. UCSD 1/18/14)
Assists 1 (seven times)
Digs 4 (twice)
Block assists 10 (vs. LBSU 4/27/13)
Block solos 1 (seven times)
Total blocks 10 (vs. LBSU 4/27/13)

Double Figures


Stat	Total	High
Kills	0	0
Digs	0	0
Blocks	0	0

Double-doubles

Date	K	D

Season Highlights

- Had 5 kills, 5 blocks (1 solo) vs. CSUN (1/10/14)
- Recorded season-highs of 7 kills, .545 clip, 8 blocks vs. No. 1 LBSU (1/11/14)
- Had season-high 9 kills, .400 clip, 2 aces, 3 digs, 2 blocks vs. UCI (1/17/14)
- Had 4 kills, 3 service aces (career high), 2 digs vs. UCSD (1/18/14)
- Recorded 8 kills, .538 clip, 5 blocks vs. Stanford (1/24/14)
- Had 4 kills, 8 blocks vs. Pacific (1/25/14)
- Had 9 kills on .471 clip, 2 aces, 8 blocks vs. Pepperdine (1/31/14)
- Had 6 kills, .364 clip, 1 assist, 3 blocks, 1 solo block vs. USC (2/1/14)
- Had 6 kills, 2 blocks vs. Cal Baptist (2/3/14)
- Had 4 kills, 2 digs, 3 blocks vs. Pacific (2/14/14)
- Had 9 kills, 4 digs (tied career high), 2 blocks vs. Stanford (2/15/14)
- Had 3 kills, 3 blocks vs. USC (2/28/14)
- Had 5 kills, 5 blocks vs. Pepperdine (3/1/14)
- Had 1 assist vs. LBSU (3/7/14)
- Had 5 kills, 2 aces, 6 blocks vs. CSUN (3/8/14)



Hamilton Day • 22

6-1 • Sophomore • S • Newport Beach, Calif. • Newport HS

Career Stats

Year	S	K	E	TA	Pct	Ast	SA	SE	RE	Dig	BS	BA	BE	BHE	Pts
2014	0	0	0	0	N/A	0	0	0	0	0	0	0	0	0	0.0
Career	0	0	0	0	N/A	0	0	0	0	0	0	0	0	0	0.0

Records

Season Highs

Kills 0
Attempts 0
Hitting % (min. 8 att.) 0
Service aces 0
Assists 0
Digs 0
Block assists 0
Block solos 0
Total blocks 0

Career Highs

Kills 0
Attempts 0
Hitting % (min. 8 att.) 0
Service aces 0
Assists 0
Digs 0
Block assists 0
Block solos 0
Total blocks 0


Double Figures

Stat	Total	High
Kills	0	0
Digs	0	0
Blocks	0	0

Double-doubles

Date	K	D

Season Highlights



Michael Hatch • 23

6-8 • Sophomore • MB • Agoura Hills, Calif. • Agoura HS

Career Stats

Year	S	K	E	TA	Pct	Ast	SA	SE	RE	Dig	BS	BA	BE	BHE	Pts
2014	49	45	10	110	.318	4	5	15	0	20	5	68	1	0	89.0
2013	63	55	12	114	.377	2	5	12	0	27	1	87	9	0	104.5
Career	112	100	22	224	.348	6	10	27	0	47	6	155	10	0	193.5

Records

Season Highs

Kills 7 (vs. LBSU 3/7/14)

Attempts 14 (vs. LBSU 3/7/14)

Hitting % (min. 8 att.) .750 (vs. CSUN 3/8/14)

Service aces 1 (vs. Lewis 1/4/14)

Assists 3 (vs. PAC 2/14/14)

Digs 4 (vs. CSUN 3/8/14)

Block assists 7 (three times)

Block solos 2 (vs. PAC 2/14/14)

Total blocks 9 (vs. PAC 2/14/14)

Career Highs

Kills 7 (vs. LBSU 3/7/14)

Attempts 14 (vs. LBSU 3/7/14)

Hitting % (min. 8 att.) .600 (vs. Pepperdine 3/28/13)

Service aces 2 (vs. Cal Baptist 3/9/13)

Assists 3 (vs. PAC 2/14/14)

Digs 5 (twice)

Block assists 9 (vs. Stanford 2/23/13)

Block solos 2 (vs. PAC 2/14/14)

Total blocks 9 (twice)

Double Figures

Stat	Total	High
Kills	0	0
Digs	0	0
Blocks	0	0

Double-doubles

Date	K	D
------	---	---

Season Highlights

- Had 1 kill, 4 blocks vs. UCI (1/17/14)
- Had 4 blocks, 2 digs vs. UCSD (1/18/14)
- Recorded 3 digs, 2 blocks vs. Stanford (1/24/14)
- Had 1 kill, 1 block vs. Pacific (1/25/14)
- Had 2 kills, 2 digs, 5 blocks vs. Pepperdine (1/31/14)
- Had 3 kills, 4 blocks vs. USC (2/1/14)
- Had 6 kills (tied career high), 4 blocks vs. Cal Baptist (2/3/14)
- Had 3 assists (career high), 9 blocks (tied career high), 2 solo blocks (career high) vs. Pacific (2/14/14)
- Had 5 kills, 7 blocks vs. Stanford (2/15/14)
- Had 3 kills, team-high 5 blocks vs. USC (2/28/14)
- Had 2 kills, 5 blocks vs. Pepperdine (3/1/14)
- Had 7 kills (career high), 14 attempts (career high), 7 blocks vs. LBSU (3/7/14)
- Had 6 kills, .750 hit clip (career high), 4 digs (season high), 4 blocks vs. CSUN (3/8/14)

BYU VOLLEYBALL

BYU INDIVIDUAL MATCH/SEASON RECORDS

Individual Single Match

No.	Name	Date
35	Ben Patch vs. #1 UC Irvine	3/01/13
33	Mike Wall vs. #4 Stanford	04/20/02
32	Yosleyder Cala vs. #1 UC Irvine	03/10/06
31	Mike Wall vs. #1 UCLA	02/23/02
30	Mike Wall vs. #10 Lewis	01/27/01
30	Jonathan Alleman vs. #12 Stanford	01/17/03
30	Mike Wall vs. #15 Pacific	01/19/02

Kills in 3 Games

No.	Name	Date
24	Ivan Perez vs. #9 Stanford	02/23/08
23	Victor Batista vs. #10 UCSB	01/21/05
22	Ivan Perez vs. #7 Long Beach State	03/25/05
21	Joe Hillman vs. #5 CSUN	01/16/04

six players/instances with 20

Kills in 4 Games

No.	Name	Date
30	Ivan Perez vs. #9 Stanford	02/23/08
27	Taylor Sander vs. #3 Stanford	04/26/12
26	Robb Stowell vs. #8 Long Beach State	04/02/10
26	Ivan Perez vs. #4 Long Beach State	03/21/08
26	Joe Hillman vs. #5 Pepperdine	03/13/04
24	Taylor Sander vs. #3 Long Beach State	03/07/14
24	Taylor Sander vs. #1 Long Beach State	01/11/14
24	Joaquin Acosta vs. #15 Pacific	01/18/02
24	Fernando Pessoa vs. #5 Pepperdine	03/13/04
24	Ivan Perez vs. #11 Pacific	03/12/05

Total Attempts

No.	Name	Date
64	Ben Patch vs. #1 UC Irvine	3/01/13
58	Taylor Sander vs. #7 UC Irvine	1/17/14
58	Taylor Sander vs. #11 Hawaii	3/16/12
58	Ivan Perez vs. #6 UC Irvine	02/15/08
57	Mike Wall vs. #1 UCLA	02/23/02
54	Mike Wall vs. #2 Pepperdine	03/03/01
54	Yosleyder Cala vs. #1 UC Irvine	03/10/06
53	Taylor Sander vs. #9 Long Beach State	03/24/12
51	Robb Stowell vs. UC San Diego	02/11/12

Total Attempts in 3 Games

No.	Name	Date
41	Ivan Perez vs. #7 LBS	03/25/05
40	Yosleyder Cala vs. #1 Pepperdine	02/04/06
38	Ivan Perez vs. #9 Stanford	02/23/08
37	Mike Wall vs. #1 UCLA	02/23/02
37	Joe Hillman vs. #5 CSUN	01/16/04

Total Attempts in 4 Games

No.	Name	Date
55	Taylor Sander vs. #3 Long Beach State	03/07/14
55	Taylor Sander vs. #3 Stanford	04/26/12
54	Mike Wall vs. #15 Pacific	01/19/02

Hitting Percentage (K-E-TA) *minimum 12 kills

%	Name	Date
.923 (12-0-13)	Michael Burke vs. USC	04/15/04
.857 (18-0-21)	Jonathan Alleman vs. G. Mason	03/27/04
.857 (12-0-14)	Yosleyder Cala vs. Stanford	03/03/06
.833 (10-0-12)	Futi Tavana vs. #9 Long Beach St.	03/23/12
.800 (12-0-15)	Ben Patch vs. #13 Lewis	01/12/13
.765 (14-1-17)	Joaquin Acosta vs. Concordia	03/08/02
.765 (13-0-17)	Taylor Evans vs. UC San Diego	02/16/06
.762 (17-1-21)	Taylor Sander vs. #5 Pepperdine	03/28/13
.750 (16-1-20)	Taylor Sander vs. #12 CSUN	03/29/12
.750 (18-0-24)	Luka Slabe vs. #9 Lewis	03/09/02
.750 (16-1-20)	Taylor Sander vs. #12 Cal Baptist	03/08/13

Service Aces

No.	Name	Date
9	Taylor Sander vs. UC San Diego	01/18/14
8	Kevin Sagers vs. Loyola Marymount	02/11/11
7	Taylor Evans vs. USC	03/04/05
6	Taylor Sander vs. #3 UCLA	04/06/12
6	Yosleyder Cala vs. #2 Hawaii	04/15/06
5	Rafael paal vs. Lewis	05/03/03

18 players/instances with 4

Total Blocks

No.	Name	Date
15	Futi Tavana vs. #6 Long Beach State	04/21/12
15	Futi Tavana vs. #10 UCSB	3/27/10
14	Futi Tavana vs. #11 Hawaii	3/16/12
13	Futi Tavana vs. #5 LBS	03/21/09
13	Scott Bunker vs. #1 Hawaii	04/14/01
12	Otavio Souza vs. USCB	01/08/11

12	Russell Holmes vs. #5 CSUN	01/13/06
11	Scott Bunker vs. #10 Penn State	05/03/01
11	Scott Bunker vs. #5 Stanford	04/03/01
11	Scott Bunker vs. #7 UC Irvine	04/21/01
11	Russell Holmes vs. #6 UC Irvine	02/16/08
11	Futi Tavana vs. #5 LBS	03/20/09
11	Russ Lavaja vs. #12 UCSB	02/24/12

Assists

No.	Name	Date
84	Carlos Moreno vs. #6 Stanford	04/20/02
79	Carlos Moreno vs. #1 Pepperdine	04/26/03
77	Carlos Moreno vs. #5 Pepperdine	03/13/04
76	Carlos Moreno vs. #10 CSUN	04/19/03
75	Hector Lebron vs. #1 Hawaii	04/14/01
74	Carlos Moreno vs. #1 UCLA	02/23/02

Digs

No.	Name	Date
21	Joel Silva vs. #13 Hawaii	04/03/08
16	Jaylen Reyes vs. #3 Stanford	04/26/12
16	Robb Stowell vs. #11 Hawaii	03/16/12
16	Ivan Perez vs. #9 Stanford	02/22/08
16	Andrew Stewart vs. #5 Pepperdine	04/26/08
16	Fernando Pessoa vs. #1 UCLA	02/23/02
16	Brian Rowley vs. #13 USC	02/11/06

10 players/instances with 15

Individual Single Season

No.	Name	Year
534	Mike Wall	2002
492	Fernando Pessoa	2004
463	Andrew Stewart	2010
461	Taylor Sander	2013
458	Ivan Perez	2008
440	Jonathan Alleman	2003
435	Taylor Sander	2012
427	Joaquin Acosta	2002
418	Jonathan Alleman	2004
418	Joe Hillman	2004
414	Robb Stowell	2010

Kills Per Game

No.	Name	Year
4.90	Mike Wall	2002
4.89	Taylor Sander	2012
4.41	Mike Wall	2001
4.32	Ivan Perez	2008
4.08	Robb Stowell	2011
4.03	Joaquin Acosta	2002
4.03	Fernando Pessoa	2004

Total Attempts

No.	Name	Year
1,020	Mike Wall	2002
976	Andrew Stewart	2010
947	Taylor Sander	2013
901	Ivan Perez	2008
879	Robb Stowell	2012
878	Fernando Pessoa	2004
866	Ben Patch	2013
854	Andrew Stewart	2009
835	Robb Stowell	2010
828	Rafael Paal	2003

Hitting Percentage (K-E-TA)

%	Name	Year
.524 (163-22-269)	Matt Olsen	2001
.506 (196-32-324)	Michael Burke	2004
.450 (272-52-474)	Michael Burke	2005
.458 (251-53-432)	Victor Batista	2004
.458 (302-57-535)	Michael Burke	2003
.456 (250-53-436)	Russell Holmes	2006

Service Aces

No.	Name	Year
51	Rafael Paal	2003
44	Taylor Sander	2012

42	Taylor Sander	2013
41	Taylor Sander	2011
39	Rafael Paal	2002
38	Victor Batista	2005
35	Casey Patterson	2005
33	Carlos Moreno	2003
33	Taylor Evans	2005

Total Blocks

No.	Name	Year
178	Scott Bunker	2000
172	Russell Holmes	2008
169	Futi Tavana	2009
168	Russ Lavaja	2012
165	Russell Lavaja	2010
155	Michael Burke	2003
155	Russell Holmes	2006
147	Chris Gornoy	2002
145	Futi Tavana	2012
144	Futi Tavana	2011

Block Solos

No.	Name	Year
28	Russell Holmes	2007
20	Scott Bunker	2001
20	Michael Burke	2005
19	Rob Neilson	2005
17	Futi Tavana	2010
16	Futi Tavana	2009
16	Futi Tavana	2011

Block Assists

No.	Name	Year
157	Russ Lavaja	2012
157	Russell Holmes	2008
153	Futi Tavana	2009
148	Russell Lavaja	2010
144	Futi Tavana	2011
143	Michael Burke	2003
143	Russell Holmes	2006
142	Scott Bunker	2001

Assists

No.	Name	Year
1,689	Carlos Moreno	2004
1,567	Carlos Moreno	2003
1,457	Rob Neilson	2005
1,372	Carlos Moreno	2002
1,245	Rob Neilson	2006
1,235	Hector Lebron	2001
1,203	Reed Chilton	2010

Digs

No.	Name	Year
249	Joel Silva	2009
249	Joel Silva	2008
236	Ivan Perez	2008
230	Shawn Olmstead	2004
223	Andrew Stewart	2010
223	Joel Silva	2010
206	Brian Rowley	2005
186	Jaylen Reyes	2012
185	Rafael Paal	2002
184	Rafael Paal	2003

Sets Played

No.	Name	Year
125	Jonathan Alleman	2004
125	Shawn Olmstead	2004
122	Fernando Pessoa	2004
121	Carlos Moreno	2004
118	Russ Lavaja	2012
118	Josue Rivera	2012
118	Joe Hillman	2004
118	Andrew Stewart	2010
117	Taylor Sander	2013

BYU VOLLEYBALL

BYU INDIVIDUAL CAREER/TEAM MATCH & SEASON RECORDS

Individual Career Records

Kills	No.	Name	Years Played
	1,557	Robb Stowell	2007-2012
	1,521	Taylor Sander	2011-present
	1,494	Ivan Perez	2005-08
	1,433	Mike Wall	1999-2002
	1,088	Joaquin Acosta	2000-02
	1,013	Jonathan Alleman	2001-04

Kills Per Game

No.	Name	Years Played
4.86	Mike Wall	1999-2002
4.21	Taylor Sander	2011-present
3.89	Joaquin Acosta	2000-01
3.82	Ivan Perez	2005-08
3.70	Robb Stowell	2007-2012
3.60	Ben Patch	2013-present
3.35	Russell Holmes	2005-08

Total Attempts

No.	Name	Years Played
3,409	Robb Stowell	2007-2012
3,038	Taylor Sander	2011-present
2,888	Ivan Perez	2005-08
2,802	Mike Wall	1999-2002
2,162	Joaquin Acosta	2000-02
1,952	Jonathan Alleman	2001-04

Hitting Percentage

%	Name	Years Played
.494	Russell Holmes	2005-08
.470	Mike Burke	2003-05
.401	Futi Tavana	2006, 09-12
.378	Victor Batista	2004-06
.348	Jonathan Alleman	2001-04
.346	Taylor Sander	2011-present
.339	Mike Wall	1999-02
.336	Joaquin Acosta	2000-02

Service Aces

No.	Name	Years Played
158	Taylor Sander	2011-present
91	Ivan Perez	2005-08
90	Rafael Paal	2002-08
80	Victor Batista	2004-06
73	Carlos Moreno	2002-04
63	Robb Stowell	2007-12
58	Jonathan Alleman	2001-04

Block Assists

No.	Name	Years Played
565	Futi Tavana	2006, 09-12
538	Russ Lavaja	2009-present
477	Russell Holmes	2005-08
357	Scott Bunker	1998-2001
346	Michael Burke	2003-05
317	Hector Lebron	1997-2001
308	Victor Batista	2004-05

Block Solos

No.	Name	Years Played
61	Russell Holmes	2005-08
60	Futi Tavana	2006-12
46	Russ Lavaja	2009-2013
42	Michael Burke	2003-05
31	Scott Bunker	1998-2001
31	Victor Batista	2004-06
31	Mac Wilson	1998-2001
28	Rob Neilson	2003-06
25	Carlos Moreno	2002-04

Total Blocks

No.	Name	Years Played
625	Futi Tavana	2006-12
584	Russ Lavaja	2009-2013
538	Russell Holmes	2005-08
388	Michael Burke	2003-05
388	Scott Bunker	1998-01
339	Victor Batista	2004-06
338	Hector Lebron	1997-01
312	Matt Olsen	1995, 2000-01

Blocks Per Game

No.	Name	Years Played
1.76	Scott Bunker	1998-2001
1.75	Mac Wilson	1998-2001
1.60	Hector Lebron	1997-2001
1.55	Futi Tavana	2006-12
1.49	Matt Olsen	1995, 2000-01

1.37	Russ Lavaja	2009-2013
1.32	Michael Burke	2003-05

Assists

No.	Name	Years Played
4,284	Hector Lebron	1997-2001
3,161	Yamil Perez	2006-2010
3,061	Carlos Moreno	2002-04
2,790	Rob Neilson	2003-06
2,198	Joe Kauliakamoa	2008-12
1,921	Brian Congelliere	2005-08

Digs

No.	Name	Years Played
925	Joel Silva	2007-2010
672	Ivan Perez	2005-08
629	Fernando Pessoa	2001-04
616	Robb Stowell	2007-12
518	Taylor Sander	2011-present
449	Jonathan Alleman	2001-04
431	Mike Wall	1999-02

Games Played

No.	Name	Years Played
426	Russ Lavaja	2009-2013
414	Russell Holmes	2005-08
412	Robb Stowell	2007-12
404	Futi Tavana	2006-12
391	Ivan Perez	2005-08
376	Fernando Pessoa	2001-04
361	Taylor Sander	2011-present
344	Jonathan Alleman	2001-04
328	Carlos Moreno	2002-04

Team Single Match

Kills	No.	Game	Date
	91	vs. #4 Stanford	Apr 20, 2002
	89	at #1 UCLA	Feb 23, 2002
	87	vs. #4 Stanford	Jan 12, 2002
	87	at #1 Pepperdine	Apr 26, 2003

Total Attempts

No.	Game	Date
185 (5G)	at #2 Long Beach State	Jan 30, 2004
179 (5G)	at #1 UCLA	Feb 23, 2002
175 (5G)	vs. Penn State	Jan 6, 2005
169 (5G)	at #1 Pepperdine	Apr 26, 2003
169 (5G)	at #5 Stanford	Apr 10, 2009
166 (4G)	at #10 CS Northridge	Mar 22, 2003
164 (5G)	vs. #1 Hawaii	Apr 14, 2001

Hitting Percentage

%	Game	Date
.655	at #6 USC	Jan 31, 2001
.573	at UC San Diego	Feb 16, 2006
.545	vs. #5 Pepperdine	March 28, 2013
.537	vs. Stanford	Mar 3, 2006
.537	vs. Stanford	Mar 4, 2006
.525	vs. #13 Lewis	Jan. 12, 2013

Service Aces

No.	Game	Date
16	vs. #10 Penn State	May 1, 2003
15	vs. UC San Diego	Jan 18, 2014
13	at #8 CS Northridge	Apr 1, 2005
11	at Loyola-Chicago	Feb 11, 2011
11	at USC	Mar 4, 2005
11	at #11 Pacific	Mar 12, 2005
10	at #12 Stanford	Jan 17, 2003
10	at #1 Pepperdine	Apr 11, 2003
10	vs. #1 Lewis	May 3, 2003
10	at #10 UC Santa Barbara	Jan 21, 2005
10	vs. #6 Penn State	Feb 5, 2005
10	at #14 Loyola Marymount	Jan 21, 2008

Total Blocks

No.	Game	Date
24.5	vs. #10 UCSB	March 27, 2010
22.5	at UC San Diego	Feb 11, 2012
21.5	at #11 Hawaii	March 16, 2012
21.0	vs. #7 UC Irvine	Apr 21, 2001
21.0	at #2 Long Beach State	Jan 30, 2004
20.5	vs. #5 Long Beach State	Mar 20, 2009
20.5	vs. #5 Long Beach State	Mar 21, 2009
20.5	at #5 Stanford	Apr 10, 2009
20.5	vs. #1 Hawaii	Apr 14, 2001
20.0	vs. #6 Long Beach State	Apr 21, 2012

Assists	No.	Game	Date
	91 (5G)	vs. #6 Stanford	Apr 20, 2002
	85 (5G)	at #1 UCLA	Feb 23, 2002
	83 (5G)	at #1 Pepperdine	Apr 26, 2003
	82 (5G)	vs. #4 Stanford	Jan 12, 2002
	82 (4G)	vs. #5 Pepperdine	Mar 13, 2004

Digs

No.	Game	Date
69 (5G)	at #11 Hawaii	Mar 16, 2012
68 (4G)	at #13 Hawaii	Apr 3, 2008
66 (5G)	at #6 UC Irvine	Feb 15, 2008
60 (5G)	at #5 Stanford	Apr 10, 2009
56 (5G)	vs. #5 Pepperdine	Apr 26, 2008
53 (4G)	vs. #3 Stanford	Apr 26, 2012
53 (3G)	at #13 Hawaii	Apr 4, 2008
52 (4G)	at #6 UC Irvine	Feb 16, 2008
52 (5G)	at #15 Pacific	Jan 20, 2003
52 (4G)	vs. UC Irvine	Apr 3, 2009
52 (5G)	at #2 Long Beach State	Jan 30, 2004
51 (4G)	at #3 UCLA	Apr 8, 2004
51 (5G)	at #7 UC Irvine	Jan 17, 2014

Team Single Season

Kills	No.	Year
	2,056	2004
	1,880	2010
	1,866	2003
	1,807	2002
	1,765	2009
	1,752	2005

Total Attempts

No.	Year
3,894	2010
3,859	2004
3,760	2009
3,650	2008
3,613	2003
3,546	2002

Hitting Percentage

%	Year
.370	2001
.361	2004
.343	2007
.340	2003
.340	2002

Block Solos

No.	Year
78	2004
70	2005
67	2009
63	2010
58	2003
55	2007

Block Assists

No.	Year
720	2010
699	2012
675	2009
665	2001
611	2008
586	2004
573	2002

Total Blocks

No.	Year
423	2010
403.5	2009
398.5	2012
381.5	2001
371.0	2004
342.5	2008
340.5	2003

Service Aces

No.	Year
174	2005
152	2003
136	2011
134	2002
119	2009
115	2006
115	2008
112	2013
110	2012

Assists

No.	Year
1,936	2004
1,782	2010
1,765	2003
1,702	2002
1,646	2005
1,631	2008
1,623	2009
1,547	2012
1,544	2006

Digs

No.	Year
1,239	2010
1,178	2008
1,085	2009
1,084	2012
994	2003
955	2002
909	2005
906	2013
903	2006
803	2011

Wins

No.	Year
29	2004
26	2013
25	2008
24	2012
23	2003
23	2002
23	2001

Consecutive Wins

No.	Year
21	2004
12	2008
11	2013
11	2010
10	2002
10	2001

Most 3-0 Wins

No.	Year
15	2001
14	2013
11	2011

Most 3-1 Wins

No.	Year
12	2010
10	2004
9	2006

Volleyball Box Score
The Automated ScoreBook
#3 BYU vs #7 Loyola Chicago (Jan 03, 2014 at Chicago, Ill.)

Volleyball Box Score
The Automated ScoreBook
#3 BYU vs #10 LEWIS (Jan 04, 2014 at Romeoville, Ill.)

##	BYU	ATTACK			SET			SERVE			RECEIVE			BLOCK			Points				
		S	K	E TA	Pct	Asst	TA	Pct	SA	SE	TA	Pct	0	RE	Pct	Dig		BS	BA	BE	BHE
5	MERETEV, Kiril	3	8	3 18	.278	0	1	.000	0	0	12	1000	0	0	.000	1	0	2	0	0	-
7	FUCHS, Phil	1	2	3 7	-.143	0	0	.000	0	1	3	.667	6	1	.857	1	0	0	0	0	-
9	HEAP, Tyler	3	1	0 1	1.000	31	74	.419	0	1	9	.889	1	0	1000	1	0	3	0	0	-
15	SANDER, Taylor	3	11	4 29	.241	0	5	.000	0	3	13	.769	19	3	.864	4	0	2	0	0	-
19	YOUNG, Devin	3	5	1 8	.500	0	0	.000	0	3	8	.625	0	0	.000	0	0	5	0	0	-
23	HATCH, Michael	3	3	0 6	.500	0	1	.000	0	1	17	.941	1	0	1000	3	1	3	0	0	-
6	RIVERA, Josue	2	5	2 17	.176	0	1	.000	0	2	10	.800	10	1	.909	7	0	2	0	0	-
12	REYES, Jaylen	3	0	0 0	.000	3	7	.429	0	0	0	.000	17	1	.944	6	0	0	0	0	-
Totals		3	35	13 86	.256	34	89	.382	0	11	72	.847	54	6	.900	23	1	17	0	0	-

Team Attack By Set

Set	K	E	TA	Pct
1	14	4	25	.400
2	12	6	38	.158
3	9	3	23	.261

SET SCORES

BYU (0)	1	2	3	Team Records:
BYU Chicago (3)	26	23	22	0-1
	28	25	25	2-0

TOTAL TEAM BLOCKS: 9.5

##	Loyola Chicago	ATTACK			SET			SERVE			RECEIVE			BLOCK			Points				
		S	K	E TA	Pct	Asst	TA	Pct	SA	SE	TA	Pct	0	RE	Pct	Dig		BS	BA	BE	BHE
2	Hutz, Peter	3	2	0 3	.667	34	78	.436	0	0	10	1000	1	0	1000	8	0	1	0	0	-
12	Caldwell, Cody	3	6	5 21	.048	2	3	.667	2	1	13	.923	24	0	1000	4	0	0	0	0	-
13	McAndrews, Owen	3	6	1 9	.556	0	0	.000	0	4	11	.636	0	0	.000	1	0	1	0	0	-
16	Smalzer, Joe	3	10	7 26	.115	0	2	.000	4	4	16	.750	0	0	.000	8	0	2	0	0	-
17	Jaeschke, Thomas	3	18	3 31	.484	2	7	.286	0	4	15	.733	22	0	1000	4	0	0	0	0	-
27	Olson, Nicholas	3	5	2 10	.300	0	0	.000	0	3	6	.500	0	0	.000	0	1	2	0	0	-
5	Rodriguez, Diego	3	0	0 0	.000	0	1	.000	0	1	4	.750	0	0	.000	0	0	0	0	0	-
6	Jasaitis, Dainis	3	0	0 0	.000	5	10	.500	0	0	0	.000	14	0	1000	7	0	0	0	0	-
8	Berzins, Paitis	2	0	0 0	.000	0	0	.000	0	0	2	1000	0	0	.000	0	0	0	0	0	-
Totals		3	47	18 100	.290	43	101	.426	6	17	77	.779	61	0	1000	32	1	6	0	1	-

Team Attack By Set

Set	K	E	TA	Pct
1	19	3	34	.471
2	13	6	33	.212
3	15	9	33	.182

Site: Chicago, Ill. (Gentile Arena)
 Date: Jan 03, 2014 Attend: 653 Time: 1:22
 Referees: Devonie McLarty, Felix Madera

TOTAL TEAM BLOCKS: 4.0

##	BYU	ATTACK			SET			SERVE			RECEIVE			BLOCK			Points					
		S	K	E TA	Pct	Asst	TA	Pct	SA	SE	TA	Pct	0	RE	Pct	Dig		BS	BA	BE	BHE	
5	MERETEV, Kiril	4	8	3 20	.250	0	0	.000	1	1	19	.947	0	0	.000	3	0	6	0	0	-	
7	FUCHS, Phil	1	1	1 6	.000	0	1	.000	0	0	2	1000	4	0	1000	0	0	1	0	0	-	
9	HEAP, Tyler	4	2	0 3	.667	33	90	.367	0	2	14	.857	1	0	1000	7	0	0	0	1	-	
15	SANDER, Taylor	4	15	7 27	.296	2	8	.250	4	4	20	.800	23	0	1000	3	0	2	1	0	-	
19	YOUNG, Devin	4	6	2 14	.286	0	0	.000	0	2	10	.800	1	0	1000	1	0	3	0	0	-	
23	HATCH, Michael	4	3	2 11	.091	0	0	.000	1	3	13	.769	2	0	1000	1	0	6	0	0	-	
6	RIVERA, Josue	3	6	6 18	.000	0	0	.000	0	0	0	.000	2	2	10	.800	13	1	.929	0	0	-
10	LANGLOIS, Jake	1	1	0 5	.200	0	0	.000	1	1	5	.800	11	0	1000	0	0	0	0	0	-	
12	REYES, Jaylen	4	1	0 1	1.000	3	5	.600	0	0	0	.000	20	1	.952	5	0	0	0	0	-	
Totals		4	43	21 105	.210	38	104	.365	9	15	93	.839	75	4	.949	20	0	20	1	1	-	

Team Attack By Set

Set	K	E	TA	Pct
1	8	6	28	.071
2	12	6	29	.207
3	12	2	19	.526
4	11	7	29	.138

SET SCORES

BYU (1)	1	2	3	4	Team Records:
LEWIS (3)	22	25	21	23	0-2
	25	23	25	25	1-1

TOTAL TEAM BLOCKS: 10.0

##	LEWIS	ATTACK			SET			SERVE			RECEIVE			BLOCK			Points				
		S	K	E TA	Pct	Asst	TA	Pct	SA	SE	TA	Pct	0	RE	Pct	Dig		BS	BA	BE	BHE
9	Pettv, Greg	4	16	6 27	.370	1	2	.500	0	4	15	.733	33	4	.892	5	1	1	0	0	-
13	Powell, Geoff	4	15	5 24	.417	0	0	.000	0	0	10	1000	6	2	.750	3	0	5	0	0	-
14	Fitterer, Eric	4	13	7 32	.188	0	0	.000	2	4	13	.692	3	0	1000	3	0	4	0	0	-
15	Walsh, Bobby	4	7	1 11	.545	0	1	.000	1	2	11	.818	0	0	.000	1	0	6	0	0	-
16	Boldog, BJ	4	1	0 1	1.000	47	85	.553	0	2	16	.875	0	0	.000	8	0	1	0	0	-
22	Schmiegel, Jacob	4	4	1 8	.375	2	5	.400	1	3	20	.850	0	0	.000	0	1	3	0	0	-
3	Loqan, Tom	2	0	0 0	.000	0	0	.000	0	0	3	1000	0	0	.000	1	0	0	0	0	-
5	Butch, Eric	1	0	0 0	.000	0	0	.000	0	1	1	.000	0	0	.000	0	0	0	0	0	-
8	Yanez, Lucas	4	0	0 0	.000	5	12	.417	0	0	0	.000	25	0	1000	10	0	0	0	0	-
12	Hofmann, James	1	0	0 0	.000	0	0	.000	0	0	1	1000	0	0	.000	0	0	0	0	0	-
17	McCall, Will	2	0	0 0	.000	0	0	.000	0	0	4	1000	1	0	1000	0	0	0	0	0	-
21	Lilly, Patrick	2	0	0 0	.000	0	0	.000	0	1	2	.500	0	0	.000	0	0	0	0	0	-
Totals		4	56	20 103	.350	55	105	.524	4	17	96	.823	69	9	.885	31	2	20	0	0	-

Team Attack By Set

Set	K	E	TA	Pct
1	13	8	28	.179
2	14	6	29	.276
3	18	2	22	.727
4	11	4	24	.292

Site: Romeoville, Ill. (Neil Carey Arena)
 Date: Jan 04, 2014 Attend: 867 Time: 2:02
 Referees: Jim Kuziela, Barbara Zvonek, Gustafson/Marron

TOTAL TEAM BLOCKS: 12.0

Volleyball Box Score
The Automated ScoreBook
Cal State Northridge vs #9 BYU (Jan 10, 2014 at Provo, Utah)

Volleyball Box Score
The Automated ScoreBook
#1 Long Beach State vs #9 BYU (Jan 11, 2014 at Provo, Utah)

##	Cal State Northridge	ATTACK			SET			SERVE			RECEIVE			BLOCK			Points				
		S	K	E TA	Pct	Asst	TA	Pct	SA	SE	TA	Pct	0	RE	Pct	Dig		BS	BA	BE	BHE
5	Jakub Ciesla	3	6	7 17	-.059	0	0	.000	0	3	13	.769	0	0	.000	6	1	0	0	0	-
8	Kyle Stevenson	3	2	2 7	.000	2	2	1000	0	1	7	.857	21	1	.955	3	0	0	0	0	-
11	Sam Holt	3	10	7 24	.125	0	6	.000	0	2	8	.750	15	0	1000	2	0	1	2	0	-
12	Vaughn Wellenreiter	3	2	0 5	.400	0	0	.000	0	2	5	.600	0	0	.000	1	1	2	0	0	-
15	Travis Magonien	3	1	0 2	.500	24	59	.407	0	3	12	.750	0	0	.000	1	0	2	0	0	-
17	Greg Faulkner	3	6	1 8	.625	0	0	.000	0	0	9	1000	0	1	.000	0	0	0	1	0	-
1	Charlie Condron	2	0	0 0	.000	0	0	.000	0	0	0	.000	2	1							

Volleyball Box Score
The Automated ScoreBook
#8 BYU vs #7 UC Irvine (Jan 17, 2014 at Irvine, Calif.)

Volleyball Box Score
2014 UC San Diego Men's Volleyball
#8 BYU vs UC San Diego (Jan 18, 2014 at La Jolla, CA)

#	BYU	ATTACK				SET			SERVE			RECEIVE			BLOCK			Points				
		S	K	E	TA	Pct	Asst	TA	Pct	SA	SE	TA	Pct	O	RE	Pct	Dig		BS	BA	BE	BHE
6	RIVERA, Josue	5	12	3	25	.360	0	5	.000	2	3	12	.750	31	1	.969	12	0	2	1	0	-
9	HEAP, Tyler	5	1	2	3	-.333	54	117	.462	0	3	22	.864	0	0	.000	10	0	0	0	1	-
11	UNDERWOOD, Matt	1	0	2	2	-1.00	0	1	.000	0	1	3	.667	0	0	.000	1	0	1	0	0	-
15	SANDER, Taylor	5	25	9	58	.276	2	4	.500	0	3	17	.824	26	2	.929	9	1	3	0	0	-
19	YOUNG, Devin	5	9	3	15	.400	0	1	.000	2	2	25	.920	1	0	1000	3	0	2	0	0	-
23	HATCH, Michael	3	1	0	5	.200	0	0	.000	0	0	8	1000	0	0	.000	0	0	4	0	0	-
2	HENINGER, Carson	5	17	4	31	.419	0	2	.000	2	2	14	.857	0	0	.000	4	0	3	1	0	-
7	FUCHS, Phil	1	0	1	5	-.200	0	0	.000	0	0	1	1000	2	0	1000	0	0	0	0	0	-
10	LANGLOIS, Jake	1	0	0	0	.000	0	0	.000	0	0	0	.000	0	1	.000	0	0	0	0	0	-
12	REYES, Jaylen	5	0	0	0	.000	5	9	.556	0	0	0	.000	31	2	.939	11	0	0	0	0	-
17	GROSH, Joe	3	2	0	6	.333	0	0	.000	0	1	10	.900	0	0	.000	1	0	1	0	0	-
18	SUTTON, Robbie	1	0	0	1	.000	4	11	.364	0	0	1	1000	0	0	.000	0	0	0	0	0	-
Totals		5	67	24	151	.285	65	150	.433	6	15	113	.867	91	6	.938	51	1	16	2	1	-

TOTAL TEAM BLOCKS: 9.0

Team Attack By Set

Set	K	E	TA	Pct
1	9	7	25	.080
2	20	7	48	.271
3	12	5	34	.206
4	15	2	22	.591
5	11	3	22	.364

SET SCORES

	1	2	3	4	5	Team Records:
BYU (3)	19	34	21	25	15	3-2, 3-0
UC Irvine (2)	25	32	25	18	12	3-4, 0-3

#	BYU	ATTACK				SET			SERVE			RECEIVE			BLOCK			Points				
		S	K	E	TA	Pct	Asst	TA	Pct	SA	SE	TA	Pct	O	RE	Pct	Dig		BS	BA	BE	BHE
6	RIVERA, Josue	1	1	0	1	1.000	0	0	.000	0	0	0	.000	2	0	1000	0	0	0	0	0	-
9	HEAP, Tyler	1	0	0	0	.000	11	18	.611	0	0	6	1000	0	0	.000	1	0	0	0	0	-
11	UNDERWOOD, Matt	3	9	2	21	.333	0	0	.000	2	1	8	.875	0	0	.000	8	0	4	0	0	-
15	SANDER, Taylor	3	13	4	24	.375	0	1	.000	9	3	24	.875	13	0	1000	5	0	1	0	0	-
19	YOUNG, Devin	3	4	1	5	.600	0	0	.000	3	1	16	.938	0	0	.000	2	0	1	0	0	-
23	HATCH, Michael	2	1	1	7	.000	1	2	.500	0	1	2	.500	0	0	.000	2	0	4	0	0	-
3	CHANG, Evan	1	0	0	0	.000	1	2	.500	0	0	0	.000	4	0	1000	1	0	0	0	0	-
7	FUCHS, Phil	2	5	0	11	.455	1	1	1000	1	1	4	.750	4	0	1000	1	0	0	0	0	-
10	LANGLOIS, Jake	2	3	2	8	.125	0	0	.000	0	2	2	.000	6	0	1000	3	0	2	1	0	-
12	REYES, Jaylen	3	0	0	0	.000	1	6	.167	0	0	0	.000	10	1	.909	5	0	0	0	0	-
17	GROSH, Joe	1	3	0	3	1.000	0	0	.000	0	1	5	.800	0	0	.000	1	0	0	0	0	-
18	SUTTON, Robbie	2	1	1	2	.000	20	44	.455	0	0	7	1000	0	0	.000	3	0	0	0	0	-
Totals		3	40	11	82	.354	35	74	.473	15	10	74	.865	39	4	.907	32	0	12	1	0	-

TOTAL TEAM BLOCKS: 6.0

Team Attack By Set

Set	K	E	TA	Pct	Sideout
1	14	2	25	.480	9-12 75%
2	10	6	28	.143	10-20 50%
3	16	3	29	.448	10-17 58%

SET SCORES

	1	2	3	Team Records:
BYU (3)	25	25	25	4-2, 4-0 MPSPF
UC San Diego (0)	12	19	17	0-5, 0-4 MPSPF

#	UC Irvine	ATTACK				SET			SERVE			RECEIVE			BLOCK			Points				
		S	K	E	TA	Pct	Asst	TA	Pct	SA	SE	TA	Pct	O	RE	Pct	Dig		BS	BA	BE	BHE
4	Woloson, Travis	5	9	5	29	.138	1	4	.250	2	1	20	.950	40	4	.909	8	0	1	0	0	-
5	Saeta, Michael	5	0	0	0	.000	50	119	.420	2	2	22	.909	1	0	1000	7	1	1	0	1	-
11	Kevorkian, Scott	5	5	2	10	.300	2	4	.500	1	4	19	.789	0	0	.000	0	2	2	0	0	-
13	Mehring, Collin	5	9	3	16	.375	0	4	.000	1	2	19	.895	0	0	.000	3	0	6	0	0	-
14	Dejno, Jeremy	5	16	5	35	.314	0	2	.000	0	1	15	.933	20	0	1000	8	1	2	0	0	-
15	Hershiko, Tamir	5	25	6	54	.352	2	3	.667	0	5	15	.667	0	0	.000	5	0	4	0	0	-
2	Hughes, Connor	1	0	0	0	.000	0	0	.000	0	0	1	1000	0	0	.000	1	0	0	0	0	-
8	Brinkley, Michael	5	0	1	1	-1.00	5	9	.556	0	0	0	.000	31	2	.939	18	0	0	0	0	-
12	Russell, Kyle	1	0	0	0	.000	0	0	.000	0	0	0	.000	0	0	.000	0	0	0	0	0	-
17	La Cavera, Zack	2	2	1	4	.250	0	0	.000	0	1	2	.500	0	0	.000	0	0	0	0	0	-
Totals		5	66	23	149	.289	60	145	.414	6	16	113	.858	92	6	.939	50	4	16	0	1	-

TOTAL TEAM BLOCKS: 12.0

Team Attack By Set

Set	K	E	TA	Pct
1	13	5	28	.286
2	18	9	47	.191
3	16	3	33	.394
4	12	3	22	.409
5	7	3	19	.211

Site: Irvine, Calif. (Bren Center)
 Date: Jan 17, 2014 Attend: 2793 Time: 2:28
 Referees: Jesse Martinez, Joe Sloate

#	UC San Diego	ATTACK				SET			SERVE			RECEIVE			BLOCK			Points				
		S	K	E	TA	Pct	Asst	TA	Pct	SA	SE	TA	Pct	O	RE	Pct	Dig		BS	BA	BE	BHE
10	Mike Brunsting	3	1	0	1	1.000	17	57	.298	1	0	9	1000	0	0	.000	9	0	0	0	0	-
11	Scot Metzger	3	6	4	14	.143	1	1	1000	0	2	6	.667	22	3	.880	4	0	0	0	0	-
15	Mathew Schnitzer	3	3	1	11	.182	2	3	.667	0	0	10	1000	0	0	.000	1	0	1	0	0	-
20	Nick Iorfino	3	3	4	16	.062	0	3	.000	2	2	9	.778	14	4	.778	7	0	0	0	0	-
22	Johi Awerkamp	3	8	4	22	.182	0	2	.000	0	1	6	.833	0	0	.000	3	0	2	0	0	-
23	Fred Stahl	3	1	0	5	.200	0	1	.000	0	0	1	1000	0	0	.000	0	0	1	0	0	-
1	Elliott Shaw	2	0	0	0	.000	0	2	.000	0	0	0	.000	6	5	.545	0	0	0	0	0	-
2	Ian Colbert	1	0	0	0	.000	0	0	.000	0	0	0	.000	2	0	.000	0	0	0	0	0	-
4	Bryan Lee	3	0	0	0	.000	1	2	.500	0	0	0	.000	5	0	1000	1	0	0	0	0	-
6	Eric Barber	1	0	1	1	-1.00	0	0	.000	0	0	1	1000	0	0	.000	0	0	0	0	0	-
7	Calvin Manchenko	1	1	0	1	1.000	0	0	.000	0	0	0	.000	2	1	.667	0	0	0	0	0	-
9	Griffin Galvin	3	0	0	0	.000	0	2	.000	1	1	7	.857	0	0	.000	1	0	0	0	0	-
Totals		3	23	14	71	.127	21	73	.288	4	6	49	.878	49	15	.766	26	0	4	0	0	-

TOTAL TEAM BLOCKS: 2.0

Team Attack By Set

Set	K	E	TA	Pct	Sideout
1	7	4	18	.167	9-25 36%
2</					

Volleyball Box Score
The Automated ScoreBook
#4 BYU vs #3 Pepperdine (Jan 31, 2014 at Malibu, Calif.)

##	BYU	ATTACK				SET			SERVE			RECEIVE			BLOCK			Points				
		S	K	E	TA	Pct	Asst	TA	Pct	SA	SE	TA	Pct	O	RE	Pct	Dig		BS	BA	BE	BHE
2	HENINGER, Carson	5	17	6	30	.367	0	3	.000	0	3	.769	0	0	.000	1	0	5	0	0	0	-
6	RIVERA, Josue	5	5	6	19	-.053	0	0	.000	2	4	.733	14	0	1000	3	0	1	0	0	0	-
9	HEAP, Tyler	5	0	1	1	-.100	50	101	.495	0	2	.900	1	0	1000	5	0	4	0	0	0	-
15	SANDER, Taylor	5	19	7	39	.308	0	2	.000	1	4	.750	23	0	1000	8	0	6	1	0	0	-
17	GROSH, Joe	3	3	2	6	.167	1	1	1000	0	2	.714	0	0	.000	1	0	1	0	0	0	-
19	YOUNG, Devin	5	9	1	17	.471	0	1	.000	2	4	.789	0	1	.000	1	0	8	0	0	0	-
5	MERETEV, Kiril	2	2	2	7	.000	0	0	.000	0	0	.000	8	0	1000	4	0	0	0	0	0	-
7	FUCHS, Phil	1	0	0	0	.000	0	0	.000	0	0	.000	1	1	.500	0	0	0	0	0	0	-
12	REYES, Jaylen	5	0	0	0	.000	2	10	.200	0	0	.000	39	3	.929	13	0	0	0	0	0	-
18	SUTTON, Robbie	1	0	0	0	.000	1	3	.333	0	0	.000	0	0	.000	0	0	0	0	0	0	-
23	HATCH, Michael	3	2	2	5	.000	0	0	.000	0	1	.875	0	0	.000	2	0	5	0	0	0	-
Team													1									
Totals		5	57	27	124	.242	54	121	.446	5	20	104	.808	86	6	.935	38	0	30	1	0	-

Team Attack By Set

Set	K	E	TA	Pct
1	11	5	19	.316
2	16	2	24	.583
3	7	9	30	.067
4	16	8	36	.222
5	7	3	15	.267

SET SCORES

	1	2	3	4	5	Team Records:
BYU (2)	19	25	21	28	11	6-3, 6-1 MPSF
Pepperdine (3)	25	17	25	26	15	5-1, 5-1 MPSF

TOTAL TEAM BLOCKS: 15.0

##	Pepperdine	ATTACK				SET			SERVE			RECEIVE			BLOCK			Points					
		S	K	E	TA	Pct	Asst	TA	Pct	SA	SE	TA	Pct	O	RE	Pct	Dig		BS	BA	BE	BHE	
1	Matt West	5	0	0	1	.000	49	106	.462	1	3	.21	.857	0	0	.000	7	1	3	0	0	-	
3	Nikola Antonijevic	5	4	2	8	.250	2	2	1000	0	1	.9	.889	0	0	.000	2	1	7	0	0	-	
5	Matt Tarantino	5	7	2	19	.263	0	1	.000	2	3	.18	.833	0	0	.000	2	0	2	0	0	0	-
6	Kyle Gerrans	5	6	5	23	.043	1	4	.250	1	1	.16	.938	18	2	.900	11	0	2	0	0	-	
13	Parker Kalmbach	5	17	4	32	.406	1	4	.250	0	1	.15	.933	0	0	.000	4	0	4	0	0	-	
14	Josh Taylor	5	21	12	45	.200	0	0	.000	1	4	.19	.789	30	1	.968	2	1	3	0	0	-	
10	Scott Rhein	4	0	1	1	-.100	0	1	.000	0	2	.5	.600	2	0	1000	0	0	0	0	0	-	
16	Max States	4	0	0	0	.000	0	0	.000	1	1	.5	.800	0	0	.000	0	0	0	0	0	-	
17	Leonardo Granato	2	0	0	0	.000	0	0	.000	0	0	.000	0	0	.000	0	0	0	0	0	0	-	
18	Brennan Anderson	5	0	0	0	.000	1	6	.167	0	0	.000	29	2	.935	9	3	21	0	0	-		
Totals		5	55	26	129	.225	54	124	.435	6	16	108	.852	79	5	.940	37	3	21	0	0	-	

Team Attack By Set

Set	K	E	TA	Pct
1	11	3	20	.400
2	11	6	23	.217
3	11	9	32	.062
4	10	6	35	.114
5	12	2	19	.526

Site: Malibu, Calif. (Firestone Fieldhouse)
 Date: Jan 31, 2014 Attend: 1432 Time: 2:14
 Referees: Robert Okamura, John Martin, Grissom/Montalv

TOTAL TEAM BLOCKS: 13.5

Volleyball Box Score
2014 USC Men's Volleyball
#4 BYU vs #5 USC (Feb 01, 2014 at USC)

##	BYU	ATTACK				SET			SERVE			RECEIVE			BLOCK			Points				
		S	K	E	TA	Pct	Asst	TA	Pct	SA	SE	TA	Pct	O	RE	Pct	Dig		BS	BA	BE	BHE
2	HENINGER, Carson	5	9	4	23	.217	0	0	.000	2	2	.12	.833	1	0	1000	6	2	3	0	0	14.5
6	RIVERA, Josue	5	15	5	27	.370	1	4	.250	1	2	.14	.857	18	1	.947	8	1	2	0	0	18.0
9	HEAP, Tyler	5	0	0	0	.000	41	90	.456	0	0	.16	1000	0	0	.000	6	0	5	0	0	2.5
15	SANDER, Taylor	5	14	11	44	.068	1	4	.250	0	1	.12	.917	29	2	.935	8	0	1	1	0	14.5
17	GROSH, Joe	3	3	0	5	.600	0	1	.000	1	0	10	1000	0	0	.000	1	0	2	1	0	5.0
19	YOUNG, Devin	5	6	2	11	.364	1	1	1000	1	3	.21	.857	0	0	.000	0	1	2	0	0	9.0
5	MERETEV, Kiril	1	0	1	1	-.1000	0	0	.000	0	0	.000	1	1	.500	0	0	0	0	0	0	0.0
12	REYES, Jaylen	5	0	0	0	.000	1	5	.200	0	0	.000	33	1	.971	5	0	0	0	0	0	0.0
16	DOBBERT, Tim	1	0	0	0	.000	0	0	.000	0	0	.000	0	0	.000	0	0	0	0	0	0	0.0
18	SUTTON, Robbie	2	0	0	0	.000	5	12	.417	0	0	.2	1000	0	0	.000	1	0	0	0	0	0.0
23	HATCH, Michael	2	3	0	5	.600	0	0	.000	0	1	.9	.889	0	0	.000	1	0	4	0	0	5.0
Team													1									
Totals		5	50	23	116	.233	50	117	.427	5	9	96	.906	82	6	.932	36	4	19	2	0	68.5

Team Attack By Set

Set	K	E	TA	Pct	Sideout	Pct
1	8	3	16	.312	14-24	58%
2	10	7	25	.120	16-23	69%
3	10	6	27	.148	12-24	50%
4	15	4	34	.324	16-21	76%
5	7	3	14	.286	8-10	80%

SET SCORES

	1	2	3	4	5	Team Records:
BYU (3)	16	25	15	25	15	7-3, 7-1 MPSF
USC (2)	25	22	25	20	10	5-3, 4-3 MPSF

TOTAL TEAM BLOCKS: 13.5

##	USC	ATTACK				SET			SERVE			RECEIVE			BLOCK			Points				
		S	K	E	TA	Pct	Asst	TA	Pct	SA	SE	TA	Pct	O	RE	Pct	Dig		BS	BA	BE	BHE
2	Chris Lischke	5	3	1	9	.222	1	5	.200	0	0	.7	1000	0	0	.000	1	1	3	0	0	5.5
5	Micah Christenson	5	5	0	7	.714	51	115	.443	1	4	.19	.789	2	0	1000	7	0	5	0	0	8.5
9	Alex Slought	5	11	8	23	.130	1	1	1000	1	2	.23	.913	27	1	.964	4	1	1	1	0	13.5
10	Cristian Rivera	5	12	7	31	.161	1	2	.500	3	3	.21	.857	0	0	.000	5	0	1	0	0	15.5
23	Andy Benesh	5	8	0	16	.500	0	2	.000	0	3	.11	.727	0	0	.000	0	0	6	1	0	11.0
25	Lucas Yoder	5	23	9	47	.298	1	1	1000	1	1	.14	.929	31	1	.969	4	0	3	0	0	25.5
4	Brooks Varni	3	0	0	0	.000	0	0	.000	0	0	.3	1000	0	0	.000	0	0	0	0	0	0.0
6	Henry Cassidy	3	0	0	0	.000	5	8	.625	0	0	.000	21	0	1000	17	0	0	0	0	0.0	
7	Maddison McKibbin	2	0	1	2	-.500	0	0	.000	0	0	.000	0	0	.000	0	0	0	0	0	0	0.0
15	Paul Yoder	2	0	0	0	.000	0	0	.000	0	1	.2	.500	0	0	.000	0	0	0	0	0	0.0
16	Robert Feathers	1	1	1	3	.000	0	0	.000	0	0	.2	1000	0	0	.000	0	0	1	0	0	1.5
Team													3									
Totals		5	63	27	138	.261	60	134	.448	6	14	102	.863	82	5	.943	38	2	20	2	0	81.0

Team Attack By Set

Set	K	E	TA	Pct	Sideout	Pct
-----	---	---	----	-----	---------	-----

Volleyball Box Score
The Automated ScoreBook
#4 BYU vs #8 Stanford (Feb 15, 2014 at Stanford, Calif.)

#	BYU	ATTACK				SET			SERVE			RECEIVE			BLOCK			Points			
		S	K	E	TA	Pct	Asst	TA	Pct	SA	SE	TA	Pct	0	RE	Pct	Digs		BS	BA	BHE
2	HENINGER, Carson	4	4	2	16	.125	0	1	0.000	1	1	9	.889	0	0	0.000	8	0	3	0	0
6	RIVERA, Josue	5	12	5	28	.250	0	1	0.000	3	3	20	.850	12	3	.800	8	0	2	0	0
9	HEAP, Tyler	5	0	0	1	.000	53	109	.486	0	0	16	1000	0	0	0.000	10	0	1	1	0
15	SANDER, Taylor	5	27	7	48	.417	0	2	0.000	2	2	21	.905	47	1	.979	6	0	4	0	0
19	YOUNG, Devin	5	9	1	18	.444	0	2	0.000	1	6	22	.727	0	0	0.000	4	1	1	0	0
23	HATCH, Michael	5	5	1	10	.400	0	1	0.000	0	1	12	.917	2	0	1000	0	0	7	0	0
3	CHANG, Evan	1	0	0	0	.000	0	0	0.000	0	0	0	0.000	0	0	0.000	0	0	0	0	0
7	FUCHS, Phil	1	0	0	0	.000	0	0	0.000	0	0	1	1000	0	0	0.000	0	0	0	0	0
11	UNDERWOOD, Matt	3	3	1	9	.222	2	4	500	0	0	3	1000	0	0	0.000	2	0	0	0	0
12	REYES, Jaylen	5	0	0	0	.000	3	7	.429	0	0	0	0.000	14	0	1000	7	0	0	0	0
Totals		5	60	17	130	.331	58	127	.457	7	13	104	.875	76	4	.950	45	1	18	1	0

Team Attack By Set

Set	K	E	TA	Pct
1	16	2	24	.583
2	11	5	36	.167
3	12	4	31	.258
4	13	4	27	.333
5	8	2	12	.500

SET SCORES 1 2 3 4 5 **Team Records:**
 BYU (3) 25 20 25 20 15 10-3, 10-1 MPSF
 Stanford (2) 22 25 21 25 7 8-5, 5-5 MPSF

TOTAL TEAM BLOCKS: 10.0

#	Stanford	ATTACK				SET			SERVE			RECEIVE			BLOCK			Points			
		S	K	E	TA	Pct	Asst	TA	Pct	SA	SE	TA	Pct	0	RE	Pct	Digs		BS	BA	BHE
4	Kaminski, Conrad	5	5	0	10	.500	2	2	1000	0	4	12	.667	1	0	1000	0	0	3	1	0
7	Falls, Denny	5	1	1	9	.000	2	4	500	1	0	16	1000	0	0	0.000	1	0	2	1	0
8	Shaw, James	5	6	2	13	.308	48	104	.462	0	5	13	.615	0	0	0.000	6	0	2	1	0
10	Cook, Brian	5	20	5	43	.349	3	6	500	0	5	13	.615	33	0	1000	9	0	1	0	0
12	Irvin, Steven	5	17	4	32	.406	1	4	250	1	2	24	.917	20	4	.833	13	0	3	0	0
13	Mochalski, Eric	5	16	5	34	.324	2	4	500	2	5	19	.737	0	0	0.000	5	0	2	0	0
1	Ctvrlik, Joe	3	0	0	0	.000	0	0	0.000	0	0	0	0.000	0	0	0.000	0	0	0	0	0
6	Delgado, Grant	3	0	0	0	.000	1	2	500	0	0	0	0.000	10	1	.909	3	0	0	0	0
16	Sakaida, Scott	4	0	0	0	.000	1	6	.167	0	0	0	0.000	18	2	.900	7	0	0	0	0
Totals		5	65	17	141	.340	60	132	.455	4	21	101	.792	84	7	.923	44	0	12	2	0

Team Attack By Set

Set	K	E	TA	Pct
1	16	2	26	.538
2	16	4	32	.375
3	13	7	38	.158
4	17	1	31	.516
5	3	3	14	.000

SET SCORES 1 2 3 4 5 **Team Records:**
 Stanford (2) 22 25 21 25 7 8-5, 5-5 MPSF

TOTAL TEAM BLOCKS: 6.0

Site: Stanford, Calif. (Maples Pavilion)
 Date: Feb 15, 2014 Attend: 1197 Time: 2:17
 Referees: John Kinyon, Bill Forrester

Volleyball Box Score
The Automated ScoreBook
#7 USC vs #2 BYU (Feb 28, 2014 at Provo, Utah)

#	USC	ATTACK				SET			SERVE			RECEIVE			BLOCK			Points			
		S	K	E	TA	Pct	Asst	TA	Pct	SA	SE	TA	Pct	0	RE	Pct	Digs		BS	BA	BHE
1	Tanner Jansen	3	9	5	23	.174	0	1	0.000	0	0	8	1000	1	0	1000	3	0	0	0	0
5	Micah Christenson	3	2	0	3	.667	31	64	.484	0	2	12	.833	1	0	1000	10	0	1	0	0
7	Maddison McKibbin	3	11	4	21	.333	1	5	.200	0	3	11	.727	26	1	.963	3	0	0	1	0
22	Tommy Leonard	3	2	4	8	.250	1	2	.500	0	0	8	1000	0	0	0.000	0	1	1	1	0
23	Andy Benesh	3	2	3	5	.200	0	0	0.000	0	1	12	.917	0	0	0.000	4	0	0	0	0
25	Lucas Yoder	3	12	4	22	.364	2	7	.286	0	2	8	.750	15	5	.750	4	0	1	2	0
6	Henry Cassidy	3	0	0	0	.000	3	6	.500	0	0	0	0.000	17	0	1000	7	0	0	0	0
14	Christopher Orenic	1	0	0	1	.000	0	0	0.000	0	0	1	1000	0	0	0.000	1	0	0	0	0
19	Joey Booth	1	0	0	0	.000	0	0	0.000	0	0	0	0.000	1	0	1000	0	0	0	0	0
Totals		3	38	20	83	.217	38	85	.447	0	8	60	.867	61	6	.910	32	1	3	4	0

Team Attack By Set

Set	K	E	TA	Pct
1	12	10	26	.077
2	12	4	24	.333
3	14	6	33	.242

SET SCORES 1 2 3 4 5 **Team Records:**
 USC (0) 22 16 21 10-5, 9-5 MPSF
 BYU (3) 25 25 25 10-3, 10-1 MPSF

TOTAL TEAM BLOCKS: 2.5

#	BYU	ATTACK				SET			SERVE			RECEIVE			BLOCK			Points			
		S	K	E	TA	Pct	Asst	TA	Pct	SA	SE	TA	Pct	0	RE	Pct	Digs		BS	BA	BHE
6	RIVERA, Josue	3	5	2	17	.176	0	2	0.000	0	1	8	.875	16	0	1000	4	0	2	1	0
9	HEAP, Tyler	3	0	0	1	.000	36	76	.474	0	0	14	1000	0	0	0.000	3	0	4	1	1
11	UNDERWOOD, Matt	3	15	2	24	.542	1	2	.500	0	0	13	1000	0	0	0.000	3	0	1	1	0
15	SANDER, Taylor	3	15	6	29	.310	0	2	.000	4	4	13	.692	17	0	1000	7	0	3	0	0
19	YOUNG, Devin	3	3	2	11	.091	0	0	0.000	0	1	10	.900	1	0	1000	0	0	3	0	0
23	HATCH, Michael	3	3	1	9	.222	0	0	0.000	0	0	10	1000	0	0	0.000	0	1	4	0	0
12	REYES, Jaylen	3	0	0	0	.000	0	4	.000	0	0	0	0.000	18	0	1000	2	0	0	0	0
Totals		3	41	13	91	.308	37	86	.430	6	7	74	.905	52	0	1000	19	1	17	3	1

Team Attack By Set

Set	K	E	TA	Pct
1	12	6	30	.200
2	16	2	27	.519
3	13	5	34	.235

SET SCORES 1 2 3 4 5 **Team Records:**
 USC (0) 22 16 21 10-5, 9-5 MPSF
 BYU (3) 25 25 25 10-3, 10-1 MPSF

TOTAL TEAM BLOCKS: 9.5

Site: Provo, Utah (Smith Fieldhouse)
 Date: Feb 28, 2014 Attend: 4022 Time: 1h 26m
 Referees: Tom Given, Les Calles, Cassie Southworth

Volleyball Box Score
The Automated ScoreBook
#4 Pepperdine vs #2 BYU (Mar 01, 2014 at Provo, Utah)

#	Pepperdine	ATTACK				SET			SERVE			RECEIVE			BLOCK			Points			
		S	K	E	TA	Pct	Asst	TA	Pct	SA	SE	TA	Pct	0	RE	Pct	Digs		BS	BA	BHE
1	Matt West	3	0	0	1	.000	30	69	.435	0	1	16	.938	1	0	1000	3	0	0	0	0
3	Nikola Antonijevic	3	3	1	5	.400	0	2	.000	1	2	9	.778	0	0	0.000	0	0	0	0	0
5	Matt Tarantino	3	6	1	10	.500	0	0	0.000	0	4	10	.600	1	0	1000	3	0	7	0	0
6	Kyle Gerrans	3	8	2	22	.273	0	2	.000	1	1	9	.889	15	0	1000	3	0	1	1	0
13	Parker Kalmbach	3	13	5	28	.286	0	1	0.000	0	1	11	.909	0	0	0.000	6	0	6	0	0
14	Josh Taylor	3	3	6	16	.188	0	2	.000	1	4	14	.714	14	1	.933	2	0	1	0	0
17	Leonardo Granato	2	0	0	0	.000	0	0	0.000	0	0	0	0.000	0	0	0.000	0	0	0	0	0
18	Brennan Anderson	3	0	0	0	.000	2	7	.286	0	0	0	0.000	28	1	.966	1	0	0	0	0
Totals		3	33	15	82	.220	32	83	.386	3	13	69	.812	59	2	.967	18	0	15	1	0

Team Attack By Set

Set	K	E	TA	Pct
-----	---	---	----	-----

Volleyball Box Score
The Automated ScoreBook
#2 BYU vs Cal State Northridge (Mar 08, 2014 at NORTHRIDGE, Calif.)

#	BYU	ATTACK				SET			SERVE			RECEIVE			BLOCK				Points			
		S	K	E	TA	Pct	Ass	TA	Pct	SA	SE	TA	Pct	O	RE	Pct	Dig	BS		BA	BE	BHE
5	MERETEVI, Kiril	1	2	2	8	.000	0	0	.000	0	2	4	.500	9	1	.900	0	1	2	0	0	-
9	HEAP, Tyler	4	0	0	0	.000	38	85	.447	0	1	11	.909	0	0	.000	9	0	1	0	0	-
15	SANDER, Taylor	4	13	6	35	.200	4	8	.500	1	2	14	.857	21	2	.913	4	0	4	0	0	-
16	DOBBERT, Tim	4	15	3	28	.429	1	3	.333	2	3	14	.786	0	0	.000	1	0	3	0	0	-
19	YOUNG, Devin	4	5	1	10	.400	0	2	.000	2	3	18	.833	0	0	.000	1	0	6	1	0	-
23	HATCH, Michael	4	6	0	8	.750	0	2	.000	1	1	22	.955	0	0	.000	4	0	4	0	0	-
6	RIVERA, Josue	3	7	2	23	.217	0	1	.000	1	1	17	.941	15	2	.882	6	0	1	1	0	-
12	REYES, Jaylen	4	0	0	0	.000	2	7	.286	0	0	0	.000	19	1	.950	12	0	0	0	0	-
Totals		4	48	14	112	.304	45	108	.417	7	13	100	.870	64	6	.914	37	1	21	2	0	-

Team Attack By Set

Set	K	E	TA	Pct
1	14	3	30	.367
2	10	2	22	.364
3	14	8	39	.154
4	10	1	21	.429

TOTAL TEAM BLOCKS: 11.5

SET SCORES

	1	2	3	4	Team Records:
BYU (3)	25	25	26	25	13-4, 13-2 MPSF
Cal State Northridge (1)	22	23	28	18	6-11, 6-10 MPSF

#	Cal State Northridge	ATTACK				SET			SERVE			RECEIVE			BLOCK				Points			
		S	K	E	TA	Pct	Ass	TA	Pct	SA	SE	TA	Pct	O	RE	Pct	Dig	BS		BA	BE	BHE
5	Jakub Ciesla	4	10	7	29	.103	3	7	.429	2	5	15	.667	0	0	.000	13	0	3	0	1	-
8	Kyle Stevenson	4	3	2	6	.167	3	8	.375	0	1	8	.875	37	3	.925	8	0	0	0	0	-
11	Sam Holt	4	32	8	61	.393	2	7	.286	2	2	15	.867	13	0	1000	4	0	0	0	0	-
12	Vaughn Wellenreiter	4	3	0	8	.375	0	1	.000	0	3	9	.667	0	0	.000	0	1	3	0	0	-
15	Travis Magorien	4	2	1	5	.200	45	99	.455	0	4	16	.750	0	0	.000	8	0	2	0	0	-
17	Greg Faulkner	4	7	2	13	.385	0	2	.000	0	2	9	.778	0	0	.000	2	0	2	0	0	-
3	Bradley Sakaida	4	0	0	0	.000	2	7	.286	0	0	0	.000	22	2	.917	8	0	0	0	0	-
4	Damani Lenore	2	0	0	0	.000	0	0	.000	1	2	4	.500	0	0	.000	0	0	0	0	0	-
6	Justin Beskeen	1	0	0	0	.000	0	0	.000	0	0	1	1000	0	0	.000	0	0	0	0	0	-
13	Andrew Freiha	4	1	2	3	.333	0	1	.000	0	3	7	.571	8	1	.889	2	0	0	0	0	-
19	Colby Magorien	4	0	0	0	.000	0	0	.000	1	0	8	1000	0	0	.000	0	0	0	0	0	-
Team														1								
Totals		4	58	22	125	.288	55	132	.417	6	22	92	.761	80	7	.920	45	1	10	0	1	-

Team Attack By Set

Set	K	E	TA	Pct
1	13	7	30	.200
2	17	3	28	.500
3	17	5	40	.300
4	11	7	27	.148

TOTAL TEAM BLOCKS: 6.0

Site: NORTHRIDGE, Calif. (The Matadome)
 Date: Mar 08, 2014 Attend: 843 Time: 2:06
 Referees: Tony Chan, Verna Klubnikin

The Automated ScoreBook BYU Combined Team Statistics (as of Mar 08, 2014) All matches

Overall record: 13-4 Conf: 13-2 Home: 6-0 Away: 7-4 Neutral: 0-0

#	Player	sp	Attack				Set		Serve			Dig		Blocking					points			
			k	k/s	e	ta	pct	a	a/s	sa	se	sa/s	re	dig	dig/s	bs	ba	total		blk/s	be	bhe
12	REYES, Jaylen	63	1	0.02	0	1	1.000	37	0.59	0	0	0.00	15	110	1.75	0	0	0	0.00	0	0	-
3	CHANG, Evan	9	1	0.11	0	1	1.000	1	0.11	0	0	0.00	1	8	0.89	0	0	0	0.00	0	0	-
19	YOUNG, Devin	62	95	1.53	22	177	.412	2	0.03	13	42	0.21	2	19	0.31	4	65	69	1.11	5	0	-
16	DOBBERT, Tim	12	34	2.83	7	66	.409	1	0.08	2	7	0.17	0	11	0.92	0	7	7	0.58	0	0	-
17	GROSH, Joe	25	33	1.32	9	62	.387	2	0.08	2	9	0.08	1	9	0.36	1	19	20	0.80	1	1	-
23	HATCH, Michael	49	45	0.92	10	110	.318	4	0.08	5	15	0.10	0	20	0.41	5	68	73	1.49	1	0	-
15	SANDER, Taylor	62	284	4.58	98	595	.313	17	0.27	31	48	0.50	14	100	1.61	1	49	50	0.81	5	0	-
11	UNDERWOOD, Matt	24	63	2.62	22	147	.279	5	0.21	3	7	0.12	0	33	1.38	0	14	14	0.58	2	0	-
2	HENINGER, Carson	32	71	2.22	30	156	.263	2	0.06	6	14	0.19	0	27	0.84	2	30	32	1.00	3	1	-
9	HEAP, Tyler	61	10	0.16	5	21	.238	645	10.57	3	16	0.05	0	93	1.52	1	35	36	0.59	2	4	-
6	RIVERA, Josue	58	119	2.05	53	304	.217	5	0.09	19	35	0.33	15	85	1.47	1	31	32	0.55	7	0	-
7	FUCHS, Phil	17	34	2.00	18	93	.172	1	0.06	2	5	0.12	4	10	0.59	1	8	9	0.53	0	0	-
5	MERETEV, Kiril	13	22	1.69	14	64	.125	0	0.00	1	4	0.08	4	9	0.69	1	11	12	0.92	0	0	-
10	LANGLOIS, Jake	9	10	1.11	8	33	.061	0	0.00	1	5	0.11	1	5	0.56	0	4	4	0.44	1	0	-
18	SUTTON, Robbie	10	1	0.10	1	5	.000	60	6.00	0	2	0.00	0	8	0.80	0	2	2	0.20	2	0	-
BYU		65	823	12.66	297	1835	.287	782	12.03	88	209	1.35	68	547	8.42	17	343	188.5	2.90	29	6	-
Opponents		65	816	12.55	348	1844	.254	778	11.97	68	239	1.05	88	594	9.14	27	201	127.5	1.96	20	5	-

Team Statistics	BYU	OPP	Date	Opponent	Score	Score by set	Att.	
ATTACK								
Kills	823	816	Jan 03	at #7 Loyola Chicago	L 0-3	26-28,23-25,22-25	653	
Errors	297	348	Jan 04	at #10 LEWIS	L 1-3	22-25,25-23,21-25,23-25	867	
Total Attacks	1835	1844	*Jan 10	CAL STATE NORTHRIDGE	w 3-0	25-23,25-22,25-15	3039	
Attack Pct	.287	.254	*Jan 11	#1 LONG BEACH STATE	w 3-1	25-20,23-25,25-20,25-20	2992	
Kills/Set	12.7	12.6	*Jan 17	at #7 UC Irvine	w 3-2	19-25,34-32,21-25,25-18,15-12	2793	
SET								
Assists	782	778	*Jan 18	at UC San Diego	w 3-0	25-12,25-19,25-17	826	
Attempts	1801	1850	*Jan 24	#6 STANFORD	w 3-1	25-20,19-25,25-23,25-21	5248	
Assist Pct	.434	.421	*Jan 25	PACIFIC	w 3-0	25-19,25-20,25-19	2889	
Assists/Set	12.0	12.0	*Jan 31	at #3 Pepperdine	L 2-3	19-25,25-17,21-25,28-26,11-15	1432	
SERVE								
Aces	88	68	*Feb 01	at #5 USC	w 3-2	16-25,25-22,15-25,25-20,15-10	1075	
Errors	209	239	*Feb 03	at California Baptist	w 3-0	33-31,25-18,25-20	1119	
Attempts	1506	1413	*Feb 14	at Pacific	w 3-1	25-19,25-16,20-25,25-19	312	
Serve Pct	.861	.831	*Feb 15	at #8 Stanford	w 3-2	25-22,20-25,25-21,20-25,15-7	1197	
Aces/Set	1.4	1.0	*Feb 28	#7 USC	w 3-0	25-22,25-16,25-21	4022	
SERVE RECEPTIONS								
Errors	68	88	*Mar 01	#4 PEPPERDINE	w 3-0	25-22,25-23,25-22	4351	
Errors/Set	1.0	1.4	*Mar 07	at #3 Long Beach State	L 1-3	21-25,16-25,27-25,24-26	1645	
Attempts	1174	1297	*Mar 08	at Cal State Northridge	w 3-1	25-22,25-23,26-28,25-18	843	
Reception Pct	.942	.932	Record in 3-set matches:6-1 • Record in 4-set matches:4-2 • Record in 5-set matches:3-1					
DEFENSE								
Digs	547	594						
Digs/Set	8.4	9.1						
BLOCKING								
Block Solo	17	27						
Block Assist	343	201						
Total Blocks	188.5	127.5						
Blocks/Set	2.9	2.0						
Block Errors	29	20						
Ball handling errors	6	5						
ATTENDANCE								
Total	22541	12762						
Dates/Avg Per Date	6/3757	11/1160						
Neutral site #/Avg	0/0							
Current win streak	1	-						
Home win streak	6	-						