

BYU VOLLEYBALL

Rachel Hawks, BYU Athletic Communications | O: (801) 422-8999 | mvolleyball_sid@byu.edu | twitter: @byuvolleyball, facebook.com/byuvolleyball

BYU 2014 SCHEDULE

Date	Day	Opponent	Time/Result	TV
1/3	Fri	@ No. 7 Loyola	L, 3-0	
1/4	Sat	@ No. 10 Lewis	L, 3-1	
1/10	Fri	Cal State Northridge	W, 3-0	BYUtv
1/11	Sat	No. 1 Long Beach St.	W, 3-1	
1/17	Fri	@ No. 7 UC Irvine	W, 3-2	
1/18	Sat	@ UC San Diego	W, 3-0	
1/24	Fri	No. 6 Stanford	W, 3-1	BYUtv
1/25	Sat	Pacific	W, 3-0	BYUtv
1/31	Fri	@ No. 3 Pepperdine	L, 3-2	
2/1	Sat	@ No. 5 USC	W, 3-2	
2/3	Mon	@ Cal Baptist	W, 3-0	
2/14	Fri	@ Pacific	W, 3-1	
2/15	Sat	@ No. 8 Stanford	W, 3-2	
2/28	Fri	No. 7 USC	W, 3-0	BYUtv
3/1	Sat	No. 4 Pepperdine	W, 3-0	BYUtv
3/7	Fri	@No. 3 Long Beach St L	3-1	
3/8	Sat	@ Cal St. Northridge	W, 3-1	
3/14	Fri	No. 8 UC Irvine	W, 3-0	BYUtv
3/15	Sat	UC San Diego	W, 3-0	BYUtv
3/22	Sat	Cal Baptist	W, 3-0	BYUR
3/28	Fri	No. 5 UC Santa Barbara	W, 3-2	BYUtv
3/29	Sat	No. 9 UCLA	W, 3-1	BYUtv
4/4	Fri	@ No. 10 Hawai'i	7 p.m. HST	
4/5	Sat	@ No. 10 Hawai'i	7 p.m. HST	
4/11	Fri	@ UC Santa Barbara	7 p.m. PDT	
4/12	Sat	@ UCLA	7 p.m. PDT	

TEAM COMPARISON

(as of 3/31)

BYU	CATEGORY	HAWAI'I
18-4	W-L	13-10
9-1	Last 10	4-6
5-0	Last 5	2-3
83	Sets	87
1072	Kills	1107
12.92	Kills Per Set	12.72
12.49	Opp. Kills Per Set	12.07
.306	Hitting %	.287
.253	Opp. Hitting %	.269
12.27	Assists Per Set	11.89
1.30	Aces Per Set	1.09
8.31	Digs Per Set	8.08
8.75	Opp. Digs Per Set	8.30
2.96	Blocks Per Set	2.57
21	Solo Blocks	49
449	Block Assists	349

AWAY



No. 2 BYU COUGARS (18-4, 18-2 MPSF)

Head Coach Chris McGown
Alma Mater BYU, 1994
Career Record 68-16 (.810)
Record at BYU Same
Years at BYU 3
Record vs. UH 5-0

GAME INFORMATION

Friday

First serve 7 p.m. HST
Radio NBC Radio Hawaii AM 1500
Audio streaming nbcradiohawaii.com
Live Stats BYUcougars.com

Saturday

First serve 7 p.m. HST
TV OC Sports
Video streaming ocsports.tv
Radio NBC Radio Hawaii AM 1500
Audio streaming nbcradiohawaii.com
Live Stats BYUcougars.com

SERIES INFORMATION

BYU leads 34-16
Last Meeting BYU won 3-2, 5/20/13
H/A/N 21-3/12-12/1-1

HOME



No. 10 HAWAI'I WARRIORS (13-10, 11-9 MPSF)

Head Coach Charlie Wade
Alma Mater CS Fullerton, 1991
Career Record 65-70 (.481)
Record at UH Same
Years at UH 5
Record vs. BYU 2-7

BYU STORYLINES

- **BYU defeated Hawai'i 3-2** in Provo in the quarterfinals of the MPSF tournament the last time the teams faced each other.
- **Player of the Week.** Taylor Sander's 50 kills, .500 clip and 11 blocks over the weekend helped him earn MPSF and Sports Import/AVCA player of the week honors. The awards were the fifth weekly conference honor of his career and third weekly national honor of his career.
- **Taylor Sander broke Rob Stowell's career kills rally-scoring era record at BYU** March 22 vs. Cal Baptist. He now has 1,563 career kills and is No. 2 all-time at BYU. Sander already held the BYU all-time career aces record with 160 and is No. 2 in the rally-scoring era for career attempts with 3,110.
- **Atop the MPSF.** BYU leads the way with an 18-2 conference record and clinched the No. 1 seed in the MPSF tournament with its win against UCLA Saturday. It was the earliest a team has clinched the top seed in conference history.
- **Top 5.** Sander is No. 2 nationally for kills per set (4.70), and Michael Hatch is No. 3 for blocks per set (1.48).

BYU ROSTER

No.	Name	Ht.	Pos.	Class	Hometown/Last school
1	Price Jarman	6-8	MB	Fr.	Las Vegas, Nev./Bonanza High School
2	Carson Heninger	6-5	OPP	So.	Magrath, AB, Canada/Mount Royal University
3	Evan Chang	6-0	LIB	So.	San Francisco, Calif./Urban School of San Francisco
5	Kiril Meretev	6-8	OH	Fr.	Saedinenie, Bulgaria/Math High School
6	Josue Rivera	6-3	OH	Jr.	San Juan, P.R./Colegio San Ignacio
7	Phil Fuchs	6-4	OH	Jr.	Lindon, Utah/Brookfield East High School
8	Nick Valencia	6-7	MB	Sr.	Centerville, Ohio/Centerville High School
9	Tyler Heap	6-6	S	So.	La Jolla, Calif./La Jolla High School
10	Jake Langlois	6-10	MB	Fr.	San Jose, Calif./Santa Teresa High School
11	Matt Underwood	6-6	OPP	So.	San Diego, Calif./Rancho Bernardo High School
12	Jaylen Reyes	6-1	LIB	Jr.	Honolulu, Hawaii/Kamehameha Schools
14	Bennett Bird	6-7	OH	Fr.	San Diego, Calif./Westview High School
15	Taylor Sander	6-4	OH	Sr.	Huntington Beach, Calif./Norco High School
16	Tim Dobbert	6-10	OPP	Fr.	Aichelberg, Germany/Claude Dornier Schule
17	Joseph Grosh	6-7	MB	Fr.	Danville, Calif./San Ramon Valley High School
18	Robbie Sutton	6-6	S	So.	San Diego, Calif./Rancho Bernardo High School
19	Devin Young	6-9	MB	Sr.	McMurray, Pa./Peters Township High School
22	Hamilton Day	6-1	S	So.	Newport Beach, Calif./Newport Harbor High School
23	Michael Hatch	6-8	MB	So.	Agoura Hills, Calif./Agoura High School

Head coach: Chris McGown
Assistant coaches: Rob Neilson, Mike Wilton, Carl McGown
Technical assistant: Giuseppe Vinci
Trainer: Blain Empey

Pronunciations

Phil Fuchs	FYOOKS	Kiril Meretev	KIHR-ee-ahl
Carson Heninger	HEHN-in-ger (g sound as in go)	Josue Rivera	Hoh-SWAY Ree-VEH-rah
Jake Langlois	Lang-LOYLS	Jaylen Reyes	RAY-uhs

2014 QUICK FACTS

Location Provo, Utah 84602
 Elevation 4,553 feet
 Enrollment 32,980
 Founded October 15, 1875
 Owned LDS Church
 Nickname Cougars
 Mascot Cosmo the Cougar
 Colors Dark Blue and White
 Arena Smith Fieldhouse (5,000)
 Court Elaine Michaelis Court
 BYU President Cecil O. Samuelson (Utah, 1970)
 Athletics Director Tom Holmoe (BYU, 1983)
 Head Coach Chris McGown (BYU, 1994)
 Seasons entering 3rd yr.
 Career Record 68-16 (.810)
 Record at BYU Same
 Assist. Coaches Milke Wilton, Rob Neilson
 Carl McGown, Giuseppe Vinci
 2014 Overall Record 18-4
 2014 MPSF Record 18-2
 2013 Overall Record 26-5
 2013 MPSF Record 21-3
 Final National Ranking No. 2
 Starters Returning/Lost 4/3
 Letterwinners Returning/Lost 7/4
 Newcomers 5
 National Championships 3 (1999, 2001, 2004)
 Winning Seasons 19
 MPSF Championships 4
 AVCA All-America Citations 47
 First Year of Volleyball 1990
 All-time Record 472-218 (.684)

VOLLEYBALL CONTACT

Volleyball SID Rachel Hawks
 Office 801-422-8999
 Cell 801-380-9668
 Email mvolleyball_sid@byu.edu
 Secondary contact Brett Pyne
 Office 801-422-4912
 Email brett_pyne@byu.edu
 Media Relations Main Office 801-422-8948
 Media Relations Fax 801-422-0633
 Website www.byucougars.com
 Twitter @BYUcougars, @BYUvolleyball
 Facebook facebook.com/byuvolleyball
 Address 30 Smith Fieldhouse, Provo, UT 84602

WEEKLY RELEASE

PROVO, Utah—With the No. 1 seed for the conference tournament already in hand, No. 2 BYU flies to Hawai'i to take on the No. 10 Warriors Friday and Saturday at 7 p.m. HST.

The Cougars (18-4, 18-2 MPSF) haven't faced Hawai'i (13-8, 11-9 MPSF) since the quarterfinals of the 2013 Mountain Pacific Sports Federation Championships. BYU narrowly defeated the Warriors 3-2 at the Smith Fieldhouse.

BYU comes off back-to-back home wins against No. 5 UC Santa Barbara and No. 9 UCLA. The pair of victories secured the top seed in the MPSF tournament for the Cougars and was the earliest a team has clinched the top spot in MPSF history.

Outside hitter Taylor Sander contributed a combined 50 kills over the weekend, hitting .500 and recording a new career high of eight block assists against the Gauchos. His performances led to MPSF and Sports Imports/AVCA Player of the Week honors, the fifth conference weekly honor and third national weekly honor of his career. Sander is No. 2 in the nation in kills per set with 4.70.

Michael Hatch leads the Cougars with 1.48 blocks per set, good for No. 3 in the country. Libero Jaylen Reyes contributes 1.75 digs per set, and setter Tyler Heap averages 10.87 assists per set.

BYU is 34-16 in the overall series with Hawai'i and is 12-12 in road matches. The Cougars are on a six-match win streak that began on March 8, which is tied for their longest streak this season.

Hawai'i last traveled to the Bay Area for a week of competition against Stanford and Pacific. The Warriors came out of that road trip with two wins and two losses.

Brook Sedore leads Hawai'i with 3.77 kills per set on a .310 hit clip. On defense, Kolby Kanetake averages 2.0 digs per set, while Taylor Averill leads in blocks with 1.21 per set.

The matches will be broadcast on NBC Sports Radio Hawaii, and the Saturday match will be broadcast on OC Sports. Links to live audio streaming (Friday and Saturday) and video streaming (Saturday), as well as to live stats, can be found on the BYU men's volleyball schedule page.

RETURNING STARTERS (4)

Jaylen Reyes Jr. 6-1 LIB
 Josue Rivera Jr. 6-3 OH
 Taylor Sander Sr. 6-4 OH
 Devin Young Sr. 6-9 MB

STARTERS LOST (3)

Russ Lavaja Sr. 6-7 MB
 Ryan Boyce Sr. 6-1 S
 Ben Patch Fr. 6-8 OPP

RETURNING LETTERWINNERS (7)

Phil Fuchs Jr. 6-4 OH
 Michael Hatch So. 6-8 MB
 Tyler Heap So. 6-6 S
 Jaylen Reyes Jr. 6-1 LIB
 Josue Rivera Jr. 6-3 OH
 Taylor Sander Sr. 6-4 OH
 Devin Young Sr. 6-9 MB

LETTERWINNERS LOST (4)

Ryan Boyce Sr. 6-1 S
 Russ Lavaja Sr. 6-7 MB
 Steve Rindfleisch Sr. 6-9 OPP
 Ben Patch Fr. 6-8 OPP

OTHERS RETURNING (7)

Evan Chang So. 6-0 LIB
 Joseph Grosh R Fr. 6-7 MB
 Carson Heninger So. 6-5 OPP
 Robbie Sutton So. 6-6 S
 Matt Underwood So. 6-6 OPP
 Nick Valencia Sr. 6-7 MB
 Bennett Bird R Fr. 6-5 OH

OTHERS LOST (2)

Andrew Heap Jr. 6-4 OH
 Erik Mayer Sr. 6-6 OPP, OH

BREAKDOWN BY GEOGRAPHY

Alberta, Canada (1)	Germany (1)
Carson Heninger	Tim Dobbert
Bulgaria (1)	Hawai'i (1)
Kiril Meretev	Jaylen Reyes
California (10)	Nevada (1)
Bennett Bird	Price Jarman
Evan Chang	Ohio (1)
Hamilton Day	Nick Valencia
Joseph Grosh	Pennsylvania (1)
Michael Hatch	Devin Young
Tyler Heap	Puerto Rico (1)
Jake Langlois	Josue Rivera
Taylor Sander	Utah (1)
Robbie Sutton	Phil Fuchs
Matt Underwood	

NEWCOMERS (5)

Tim Dobbert	Fr. 6-10 OPP
Price Jarman	R Fr. 6-8 MB (mission)
Jake Langlois	Fr. 6-10 MB
Kiril Meretev	Fr. 6-8 OH
Hamilton Day	So. 6-1 S

BREAKDOWN BY CLASS

Senior: 3
 Junior: 3
 Sophomore: 7
 Freshman: 6

2014 BYU TEAM HIGHS

KILLS	ASSISTS
3 games 45 vs. CBU 3/22	3 games 43 vs. UCI 3/14
4 games 57 vs. STAN 1/24	4 games 55 vs. LBSU 1/11
vs. UCLA 3/29	5 games 65 vs. UCI 1/17
5 games 67 vs. UCI 1/17	
	DIGS
ATTEMPTS	3 games 32 vs. UCSD 1/18
3 games 91 vs. CBU 2/3	4 games 47 vs. LBSU 1/10
vs. USC 2/28	5 games 51 vs. UCI 1/17
4 games 147 vs. LBSU 3/7	
5 games 151 vs. UCI 1/17	BLOCKS
	3 games 14 vs. UCI 3/14
HIT PERCENTAGE	4 games 18.5 vs. PAC 2/14
3 games453 vs. UCSD 3/15	5 games 15.5 vs. UCSB 3/28
4 games384 vs. UCLA 3/29	
5 games379 vs. UCSB 3/28	

2014 BYU Records When...

Facing ranked opponents	10-4
Facing unranked opponents	8-0
In three sets	9-1
In four sets	5-2
In five sets	4-1
In first set of the match	15-7
In second set of the match	16-6
In third set of the match	14-8
In fourth set of the match	9-3
In fifth set of the match	4-1
Winning first set	15-0
Opponent wins first set	3-4
Recording more kills	14-1
Opponent records more kills	4-3
Opponent and BYU record equal number of kills	0-0
Recording higher hitting percentage	15-1
Opponent records higher hitting percentage	3-3
Opponent and BYU record equal hitting percentage	0-0
Hitting .300+	13-0
Opponent hits .300+	2-2
Three or more Cougars records 10+ kills	4-0
Three or more opponents record 10+ kills	2-2
Out-blocking opponent	16-3
Opponent out-blocks BYU	2-1
Opponent and BYU record equal number of blocks	0-0
Recording 12.0+ blocks	6-2
Opponent records 12.0+ blocks	3-2
Recording more digs	11-1
Opponent records more digs	7-3
Opponent and BYU record equal number of digs	0-0
In January	6-3
In February	5-0
In March	7-1
In April	0-0
In May	0-0
Last 10 matches	9-1
Current Streak	6 W
Longest win streak in 2014	6 W (three times)
Playing on Monday	1-0
Playing on Thursday	0-0
Playing on Friday	7-3
Playing on Saturday	10-1

2014 BYU INDIVIDUAL HIGHS

KILLS	3 games 19, Sander vs. UCI 3/14/14
4 games 24, Sander vs. LBSU 1/11/14	
vs. LBSU 3/7/14	
5 games 27, Sander vs. STAN 2/15/14	
vs. UCSB 3/28/14	
ATTEMPTS	3 games 34, Sander vs. PEP 3/1/14
4 games 55, Sander vs. LBSU 3/7/14	
5 games 58, Sander vs. UCI 1/17/14	
HIT PERCENTAGE (min. 8 attempts)	3 games706, Sander vs. PAC 1/25/14
4 games667, Grosh vs. LBSU 1/11/14	
5 games477, Sander vs. UCSB 3/28/14	
ASSISTS	3 games 41, Heap vs. UCI 3/14/14
4 games 48, Heap vs. UCLA 3/29/14	
5 games 56, Heap vs. UCSB 3/28/14	
DIGS	3 games 8, Underwood vs. UCSD 1/18/14
Heap vs. CBU 3/22/14	
4 games 12, Reyes vs. LBSU 3/7/14	
5 games 13, Reyes vs. PEP 1/31/14	
BLOCKS	3 games 6, Sander vs. PEP 3/1/14
Hatch vs. UCI 3/14/14	
4 games 9, Hatch vs. PAC 2/14/14	
5 games 9, Hatch vs. UCSB 3/28/14	

AVCA Coaches Poll (3/31/14)

Rank	School (First-Place Votes)	Total Points	Record	Prev. Rank
1	Loyola-Chicago (12)	258	21-1	1
2	BYU (5)	255	18-4	2
3	Pepperdine (1)	224	15-6	3
4	Stanford	212	16-7	6
5	UC Santa Barbara	208	14-7	5
6	Long Beach State	181	16-7	4
7	UC Irvine	162	16-9	8
8	Southern California	156	15-9	7
9	UCLA	123	15-9	9
10	Hawai'i	96	13-10	10
11	Lewis	95	17-6	11
T12	Ball State	62	17-7	12
T12	Penn State	62	17-6	13
14	IPFW	37	17-6	14
15	Harvard	14	12-6	15

Others Receiving Votes and appearing on two or more ballots: Cal State Northridge 8; Ohio State 6

MPSF Standings (3/31/14)

Rank	Team	Conf.	Pct.	Overall.	Pct.
1	BYU	18-2	.900	18-4	.818
2	Pepperdine	15-6	.714	15-6	.714
T3	UC Santa Barbara	13-7	.650	14-7	.667
T3	Long Beach State	13-7	.650	16-7	.696
T3	Stanford	13-7	.650	16-7	.696
6	UC Irvine	13-8	.619	16-9	.640
7	USC	14-9	.609	15-9	.625
8	UCLA	12-8	.600	15-9	.625
9	Hawai'i	11-9	.550	13-10	.565
10	CS Northridge	7-13	.350	8-15	.348
11	Cal Baptist	2-18	.100	4-20	.167
12	Pacific	1-19	.050	2-21	.087
13	UC San Diego	1-20	.048	2-21	.087

MATCH-BY-MATCH

Match-by-Match Starters

MATCH	SETTER	LIBERO	OPPOSITE	OUT. HITTER	OUT. HITTER	MID. BLOCKER	MID. BLOCKER
LUC 1/3	Heap	Reyes	Meretev	Sander	Fuchs	Young	Hatch
LU 1/4	Heap	Reyes	Meretev	Sander	Fuchs	Young	Hatch
CSUN 1/10	Heap	Reyes	Underwood	Sander	Fuchs	Young	Hatch
LBSU 1/11	Heap	Reyes	Underwood	Sander	Fuchs	Young	Hatch
UCI 1/17	Heap	Reyes	Underwood	Sander	Rivera	Young	Hatch
UCSD 1/18	Heap	Reyes	Underwood	Sander	Rivera	Young	Hatch
STAN 1/24	Heap	Reyes	Heninger	Sander	Rivera	Young	Hatch
PAC 1/25	Heap	Reyes	Heninger	Sander	Rivera	Young	Grosh
PEP 1/31	Heap	Reyes	Heninger	Sander	Rivera	Young	Grosh
USC 2/1	Heap	Reyes	Heninger	Sander	Rivera	Young	Grosh
CBU 2/3	Heap	Reyes	Heninger	Sander	Rivera	Young	Hatch
PAC 2/14	Heap	Reyes	Heninger	Sander	Rivera	Young	Grosh
STAN 2/15	Heap	Reyes	Heninger	Sander	Rivera	Young	Hatch
USC 2/28	Heap	Reyes	Underwood	Sander	Rivera	Young	Hatch
PEP 3/1	Heap	Reyes	Underwood	Sander	Rivera	Young	Hatch
LBSU 3/7	Heap	Reyes	Underwood	Sander	Rivera	Young	Hatch
CSUN 3/8	Heap	Reyes	Dobbert	Sander	Meretev	Young	Hatch
UCI 3/14	Heap	Reyes	Dobbert	Sander	Rivera	Young	Hatch
UCSD 3/15	Heap	Reyes	Dobbert	Sander	Fuchs	Young	Hatch
CBU 3/22	Heap	Reyes	Dobbert	Sander	Rivera	Young	Hatch
UCSB 3/28	Heap	Reyes	Dobbert	Sander	Rivera	Young	Hatch
UCLA 3/29	Heap	Reyes	Dobbert	Sander	Fuchs	Young	Hatch

Match-by-Match Stat Leaders

OPPONENT	KILLS	ATTEMPTS	ASSISTS	ACES	DIGS	BLOCKS
LUC 1/3	11- Sander	29- Sander	31- Heap	-	7- Rivera	5- Young
LU 1/4	15- Sander	27- Sander	33- Heap	4- Sander	7- Heap	6- Hatch
CSUN 1/10	14- Sander	26- Sander	37- Heap	2- Sander	3- three players	4- Underwood, Young
LBSU 1/11	24- Sander	47- Sander	47- Heap	2- Sander	11- Heap, Sander	8- Young
UCI 1/17	25- Sander	58- Sander	54- Heap	2- three players	12- Rivera	4- Hatch, Sander
UCSD 1/18	13- Sander	24- Sander	20- Sutton	9- Sander	8- Underwood	4- Underwood, Hatch
STAN 1/24	18- Sander	36- Sander	53- Heap	2- Rivera	10- Rivera	5- Young, Sander
PAC 1/25	12- Sander	17- Sander	24- Heap	1- Sander, Young	8- Reyes	7- Young
PEP 1/31	19- Sander	39- Sander	50- Heap	2- Rivera, Young	13- Reyes	8- Young
USC 2/1	15- Rivera	44- Sander	41- Heap	2- Heninger	8- Rivera, Sander	5- Heap
CBU 2/3	17- Sander	30- Sander	26- Heap	2- Sander	4- Sander, Fuchs	4- Rivera, Hatch
PAC 2/14	13- Rivera	21- Heninger	30- Heap	3- Rivera	8- Heap	9- Hatch
STAN 2/15	27- Sander	48- Sander	53- Heap	3- Rivera	10- Heap	7- Hatch
USC 2/28	15- Sander/Underwood	29- Sander	36- Heap	4- Sander	7- Sander	5- Hatch
PEP 3/1	18- Sander	34- Sander	38- Heap	1- Sander, Hatch	6- Heap, Sander	6- Sander
LBSU 3/7	24- Sander	55- Sander	43- Heap	1- Heap	12- Reyes	7- Hatch
CSUN 3/8	15- Dobbert	35- Sander	38- Heap	2- Dobbert/Young	12- Reyes	6- Young
UCI 3/14	19- Sander	33- Sander	41- Heap	2- Dobbert	6- Rivera, Reyes	6- Hatch
UCSD 3/15	10- Sander	18- Sander	22- Sutton	2- Grosh, Young	6- Fuchs, Reyes	4- Grosh
CBU 3/22	13- Sander	21- Sander	37- Heap	2- Sander	8- Heap	5- Hatch
UCSB 3/28	27- Sander	44- Sander	56- Heap	2- Young	7- Reyes, Rivera	9- Hatch
UCLA 3/29	23- Sander	38- Sander	48- Heap	2- Dobbert, Sander	10- Heap	7- Young

Head Coach Chris McGown



Chris McGown was named the men's head volleyball coach at BYU in June 2011. A BYU alumnus and three-year volleyball letterman, McGown took over the program with 14 years of experience as a coach/clinician.

In his second year at the helm for the Cougars, McGown was named the AVCA National Coach of the Year and MPSF Coach of the Year. McGown led BYU to its first MPSF championship and tournament title since 2004, along with a spot in the NCAA national championship match.

In his first year at BYU, McGown coached BYU to a 24-7 and a No. 4 final national ranking.

McGown came to BYU from Gold Medal Squared volleyball camps, where he has been

involved since its inception in 1998, working as both an administrator and a coach/clinician. During the course of his career with GMS, McGown has worked with hundreds of schools and clubs and thousands of volleyball players and coaches.

At GMS, he most recently served as a principal clinician at Coaching Education events where he worked closely with his father, former BYU coach Carl McGown. He also had a significant part in the administration of GMS, managing finances, the GMS website, clinic scheduling and staffing and marketing/advertising.


McGown also worked as a volunteer assistant coach for the BYU women's volleyball team from 2009-11.

As a player, McGown was a three-year letterman at BYU from 1990-94. He played for his father and witnessed the growth of BYU men's volleyball from a club program in the late 1980s to one of the dominant programs in NCAA men's collegiate volleyball.

McGown took a break from coaching and playing immediately after college to work as a manufacturing engineer, working closely with companies such as IBM, Boeing, General Electric, General Motors, Merck and the Department of Defense. His experience as an engineer served him well as background for implementing the science behind the GMS systems. McGown left engineering full time in 2003 to work exclusively with Gold Medal Squared. He maintained close ties to the BYU men's and women's volleyball programs, doing play-by-play commentary for TV broadcasts on the BYU Sports Network.

Served an LDS mission in Sevilla, Spain from 1988-1990. When not involved in volleyball, McGown can be found skiing, golfing, mountain biking, and chasing after his two daughters.

Assistant Coach Mike Wilton



Mike Wilton joined the BYU men's volleyball team alongside Chris McGown for his first season in the 2012 campaign.

Wilton joined the team with over 30 years of experience at the collegiate volleyball level, including 12 years as the head women's coach at Cal Poly and the last 17 years as the head men's coach at the University of Hawai'i.

With 354 career wins on the men's side, including a program-best 316 at UH, Wilton has established himself as one of the most successful men's volleyball coaches in the

country.

In 32 seasons as the head coach at the collegiate level, he has amassed 637 victories, which includes 283 wins in 12 seasons with the Cal Poly women.

Under Wilton, the Warrior volleyball program rose among the elite with five MPSF titles, three NCAA semifinal appearances and five top 5 final national rankings. During his tenure, the Warriors posted four 20-win campaigns, won more than 67 percent of their matches and were nationally ranked in all 17 seasons.

Assistant Coach Rob Neilson



The 2013 season marks the Rob Neilson's second as an assistant coach for the Cougars, joining Chris McGown and Mike Wilton in 2012.

Neilson has been coaching volleyball at summer camps since 2000. He played and coached under former BYU coaches Carl McGown and Tom Peterson.

Neilson is no stranger to BYU volleyball. He was the starting setter for two years with the Cougars in 2005 and 2006. He started every match in his junior and senior year. Neilson was named the USA Today/AVCA National Player of the Week in his junior season for his play against Hawai'i.

As a senior, Neilson earned All-MPSF Honorable Mention and Academic All-MPSF honors for his second consecutive season. All totaled, Neilson played in 314 career games for BYU which is seventh in BYU history. He was a member of BYU's 2004 National Championship team.

Technical Assistant Giuseppe Vinci




Vinci has been working with the BYU men's and women's volleyball teams since 2008. He is a student at BYU and is double majoring in Recreation Management and Italian, and minoring in music.

Vinci began working with the sport of volleyball in a small club called Pallavolo Casteggio as a manager and then assistant coach as a 13-year-old. In the club he worked with various teams, one of which won a championship and advanced to the regional category. He has worked with both the men's and women's Division II Italian Professional teams and went to the 2008 Olympic Games with the Men's Italian Senior National Team.

Here in the United States, Vinci has worked with the BYU men's and women's volleyball teams, as well as USA Volleyball. He was an assistant coach with the Men's Junior National Team at the 2009 FIBA World Championships in India and was also a Scout coach for the USA women's national team that participated in the 2010 World Championships in Japan and 2011 World Cup in Japan. Vinci also participated in the 2012 London Olympics with the same team.

Volunteer Assistant Coach Carl McGown



Carl McGown joined the team as a volunteer assistant coach under his son and head coach Chris McGown in 2012.

McGown coached the Cougars for 13 years between 1989 and 2002 where he led the team to two national championships (1999 and 2001), twice earned National Coach of the Year honors and compiled a 2250/137 record. McGown and BYU began NCAA competition in 1990 after the club team won three national club titles and finished second in 1986 and 1989. He paced the Cougars to nine top-10 finishes in his 13 years and coached 18 different All-Americans. In addition to their competitive success, BYU led the NCAA in regular season attendance with McGown at the helm.

McGown was also an assistant coach for the USA National team in the 2004 and 2008 Olympics and helped the team to a gold medal in Beijing.

Due to the great experience and success he had as a coach, McGown was inducted into the AVCA Hall of Fame in 2010. McGown was inducted into the BYU Hall of Fame in 2011.



Price Jarman • 1

6-8 • Freshman • MB • Las Vegas, Nev./Bonanza HS

Career Stats

Year	S	K	E	TA	Pct	Ast	SA	SE	RE	Dig	BS	BA	BE	BHE	Pts
2014	0	0	0	0	.000	0	0	0	0	0	0	0	0	0	0
Career	0	0	0	0	.000	0	0	0	0	0	0	0	0	0	0

Records

Season Highs

Kills 0
Attempts 0
Hitting % (min. 8 att.) 0
Service aces 0
Assists 0
Digs 0
Block assists 0
Block solos 0
Total blocks 0

Career Highs

Kills 0
Attempts 0
Hitting % (min. 8 att.) 0
Service aces 0
Assists 0
Digs 0
Block assists 0
Block solos 0
Total blocks 0

Double Figures

Stat	Total	High
Kills	0	0
Digs	0	0
Blocks	0	0

Double-doubles

Date	K	D

Season Highlights



Carson Hening • 2

6-5 • Sophomore • Opposite • Magrath, Alberta, Canada • Mount Royal University

Career Stats

Year	S	K	E	TA	Pct	Ast	SA	SE	RE	Dig	BS	BA	BE	BHE	Pts
2014	33	74	30	162	.272	2	6	15	0	30	2	31	3	1	97.5
2013	0	0	0	0	.000	0	0	0	0	0	0	0	0	0	0
Career	33	74	30	162	.272	2	6	15	0	30	2	31	3	1	97.5

Records

Season Highs

Kills 17 (twice)
Attempts 31 (vs. UCI 1/17/14)
Hitting % (min. 8 att.) .419 (vs. UCI 1/17/14)
Service aces 2 (twice)
Assists 1 (vs. STAN 1/24/14)
Digs 8 (vs. STAN 2/15/14)
Block assists 7 (vs. PAC 2/14/14)
Block solos 2 (vs. USC 2/1/14)
Total blocks 7 (vs. PAC 2/14/14)

Career Highs

Kills 17 (twice)
Attempts 31 (vs. UCI 1/17/14)
Hitting % (min. 8 att.) .419 (vs. UCI 1/17/14)
Service aces 2 (twice)
Assists 1 (vs. STAN 1/24/14)
Digs 8 (vs. STAN 2/15/14)
Block assists 7 (vs. PAC 2/14/14)
Block solos 2 (vs. USC 2/1/14)
Total blocks 7 (vs. PAC 2/14/14)

Double Figures

Stat	Total	High
Kills	3	17
Digs	0	0
Blocks	0	0

Double-doubles

Date	K	D

Season Highlights

- Recorded 17 kills, .419 hit clip, 2 aces, 4 digs (all career highs), 3 blocks (former career high) vs. UCI (1/17/14)
- Had 12 kills, .320 hit clip, 3 blocks vs. Stanford (1/24/14)
- Recorded 4 blocks (former career high) vs. Pacific (1/25/14)
- Had 17 kills (tied career high), .367 clip, 5 blocks (former career high) vs. Pepperdine (1/31/14)
- Had 9 kills, 2 aces (tied career high), 6 digs (career high), 2 solo blocks (career high) and 5 total blocks (tied former career high) vs. USC (2/1/14)
- Had 2 kills vs. Cal Baptist (2/3/14)
- Had 9 kills, 5 digs, 7 blocks (career high) vs. Pacific (2/14/14)
- Had 4 kills, 8 digs (career high), 3 blocks vs. Stanford (2/15/14)
- Had 3 kills, 3 digs vs. UC San Diego (3/15/14)



Evan Chang • 3

6-0 • Sophomore • L • San Francisco • Urban School of San Francisco

Career Stats

Year	S	K	E	TA	Pct	Ast	SA	SE	RE	Dig	BS	BA	BE	BHE	Pts
2014	10	1	0	1	1.000	1	0	0	1	8	0	0	0	0	1.0
2013	16	0	0	0	N/A	5	0	0	2	13	0	0	0	0	0.0
Career	26	1	0	1	1.000	6	0	0	3	21	0	0	0	0	1.0

Records

Season Highs

Kills 0
Attempts 0
Hitting % (min. 8 att.) 0
Service aces 0
Assists 1 (vs. UCSD 1/18/14)
Digs 5 (vs. PAC 2/14/14)
Block assists 0
Block solos 0
Total blocks 0

Career Highs

Kills 0
Attempts 0
Hitting % (min. 8 att.) 0
Service aces 0
Assists 3 (vs. Hawai'i 4/20/14)
Digs 5 (three times)
Block assists 0
Block solos 0
Total blocks 0

Double Figures

Stat	Total	High
Kills	0	0
Digs	0	0
Blocks	0	0

Double-doubles

Date	K	D

Season Highlights

- Played vs. UCSD (1/18/14)
- Played vs. Pacific (1/25/14)
- Played vs. Cal Baptist (2/3/14)
- Had 1 kill (career high), 5 digs (tied career high) vs. Pacific (2/14/14)
- Played vs. Stanford (2/15/14)
- Played vs. Long Beach State (3/7/14)
- Played vs. UC San Diego (3/15/14)



Kiril Meretev • 5

6-8 • Freshman • OH • Saedinenie, Bulgaria • Math HS

Career Stats

Year	S	K	E	TA	Pct	Ast	SA	SE	RE	Dig	BS	BA	BE	BHE	Pts
2014	14	22	15	66	.106	1	1	5	4	10	1	13	0	0	30.5
Career	14	22	15	66	.106	1	1	5	4	10	1	13	0	0	30.5

Records

Season Highs

Kills 8 (twice)
Attempts 20 (vs. Lewis 1/4/14)
Hitting % (min. 8 att.) .278 (vs. Loyola 1/3/14)
Service aces 1 (vs. Lewis 1/4/14)
Assists 1 (vs. UCSD 3/15/14)
Digs 4 (vs. PEP 1/31/14)
Block assists 6 (vs. Loyola 1/3/14)
Solo blocks 1 (vs. CSUN 3/7/14)
Total blocks 6 (vs. Loyola 1/3/14)

Career Highs

Kills 8 (twice)
Attempts 20 (vs. Lewis 1/4/14)
Hitting % (min. 8 att.) .278 (vs. Loyola 1/3/14)
Service aces 1 (vs. Lewis 1/4/14)
Assists 1 (vs. UCSD 3/15/14)
Digs 4 (vs. PEP 1/31/14)
Block assists 6 (vs. Loyola 1/3/14)
Solo blocks 1 (vs. CSUN 3/7/14)
Total blocks 6 (vs. Loyola 1/3/14)

Double Figures

Stat	Total	High
Kills	0	0
Digs	0	0
Blocks	0	0

Double-doubles

Date	K	D

Season Highlights

- Recorded 8 kills vs. Loyola (1/3/14)
- Recorded 8 kills, 6 blocks vs. Lewis (1/4/14)
- Had 2 kills, 1 dig, 1 block vs. Pacific (1/25/14)
- Had 2 kills, 4 digs (career high) vs. Pepperdine (1/31/14)
- Played vs. USC (2/1/14)
- Played vs. Pacific (2/14/14)
- Had 2 kills, 3 blocks, 1 solo block vs. CSUN (3/8/14)
- Had 1 assist, 1 dig, 2 blocks vs. UC San Diego (3/15/14)



Josue Rivera • 6

6-3 • Sophomore • OH • San Juan, Puerto Rico • Colegio San Ignacio

Career Stats

Year	S	K	E	TA	Pct	Ast	SA	SE	RE	Dig	BS	BA	BE	BHE	Pts
2014	72	150	68	376	.218	7	20	48	20	104	2	40	8	0	192.0
2013	113	228	73	510	.304	12	19	54	31	123	2	82	8	0	290.0
2012	118	257	102	606	.256	22	17	75	26	186	2	68	15	3	310.0
2011	0	0	0	0	N/A	0	0	0	0	0	0	0	0	0	0.0
Career	294	635	243	1492	.263	41	56	177	77	413	6	190	31	3	792.0

Records

Season Highs

Kills 15 (vs. USC 2/1/14)
Attempts 28 (vs. STAN 2/15/14)
Hitting % (min. 8 att.) .579 (vs. PAC 2/14/14)
Service aces 3 (twice)
Assists 3 (vs. LBSU 1/11/14)
Digs 12 (vs. UCI 1/17/14)
Block assists 5 (vs. UCI 3/14/14)
Block solos 1 (twice)
Total blocks 5 (vs. UCI 3/14/14)

Career Highs

Kills 20 (vs. Loyola 1/6/12)
Attempts 36 (vs. Loyola 1/6/12)
Hitting % (min. 8 att.) .579 (vs. PAC 2/14/14)
Service aces 4 (twice)
Assists 6 (vs. Loyola 1/6/12)
Digs 15 (vs. UCSB 2/25/12)
Block assists 6 (five times)
Block solos 1 (four times)
Total blocks 6 (four times)

Double Figures

Stat	Total	High
Kills	6	15
Digs	2	12
Blocks	0	0

Double-doubles

Date	K	D
1/17	12	12
1/24	11	10

Season Highlights

- Had 12 kills and season-high 12 digs vs. UCI (1/17/14)
- Recorded a double-double of 11 kills (.308 hitting), 10 digs, with 2 blocks and 2 aces vs. Stanford (1/24/14)
- Had 15 kills (season high), .370 clip (season high), 8 digs, 3 blocks vs. USC (2/1/14)
- Had 4 kills vs. Cal Baptist (2/3/14)
- Led team with 13 kills on .579 clip (career high), 3 aces, 4 digs vs. Pacific (2/14/14)
- Had 12 kills, 3 aces, 8 digs vs. Stanford (2/15/14)
- Had six kills, five digs vs. Pepperdine (3/1/14)
- 4 kills, 4 digs vs. LBSU (3/7/14)
- 7 kills, 6 digs vs. CSUN (3/8/14)
- Had 9 kills on .438 clip, 6 digs, 5 blocks vs. UC Irvine (3/14/14)
- Had 4 kills vs. Cal Baptist (3/22/14)
- Had 7 kills, 7 digs vs. UCSB (3/28/14)
- Had 11 kills, 4 digs, 4 blocks vs. UCLA (3/29/14)



Phil Fuchs • 7

6-4 • Junior • OH • Lndon, Utah • Brookfield East HS

Career Stats

Year	S	K	E	TA	Pct	Ast	SA	SE	RE	Dig	BS	BA	BE	BHE	Pts
2014	24	49	23	127	.205	2	2	8	5	18	1	9	0	0	56.5
2013	25	36	15	80	.263	2	2	11	5	20	0	11	0	0	43.5
2012	10	11	5	34	.176	0	0	4	3	8	0	8	1	0	15.0
2009	0	0	0	0	N/A	0	0	0	0	0	0	0	0	0	0.0
Career	59	96	43	241	.220	4	4	23	13	46	1	28	1	0	115.0

Records

Season Highs

Kills 11 (vs. PAC 2/14/14)
Attempts 19 (vs. PAC 2/14/14)
Hitting % (min. 8 att.) .455 (vs. UCSD 1/18/14)
Service aces 1 (twice)
Assists 1 (vs. UCSD 1/18/14)
Digs 6 (vs. UCSD 3/15/14)
Block assists 4 (vs. PAC 2/14/14)
Solo blocks 1 (vs. PAC 2/14/14)
Total blocks 5 (vs. PAC 2/14/14)

Career Highs

Kills 11 (vs. PAC 2/14/14)
Attempts 19 (vs. PAC 2/14/14)
Hitting % (min. 8 att.) .500 (1/4/13)
Service aces 1 (four times)
Assists 1 (three times)
Digs 7 (4/5/13)
Block assists 4, three times
Block solos 1 (vs. PAC 2/14/14)
Total blocks 5 (vs. PAC 2/14/14)

Double Figures

Stat	Total	High
Kills	1	11
Digs	0	0
Blocks	0	0

Double-doubles

Date	K	D

Season Highlights

- Had 2 kills vs. Loyola (1/3/14)
- Recorded 2 kills vs. CSUN (1/10/14)
- Played vs. No. 1 LBSU (1/11/14)
- Played vs. UCI (1/17/14)
- Had 5 kills, .455 clip, 1 assist, 1 ace vs. UCSD (1/18/14)
- Had 5 kills vs. Pacific (1/25/14)
- Played vs. Pepperdine (1/31/14)
- Had 3 kills, 4 digs (season high) vs. Cal Baptist (2/3/14)
- Had 11 kills (career high) on .421 clip, 3 digs, 5 blocks (career high) vs. Pacific (2/14/14)
- Had 5 kills, 3 blocks vs. LBSU (3/7/14)
- Had 5 kills, 6 digs vs. UC San Diego (3/15/14)
- Had 4 kills vs. Cal Baptist (3/22/14)
- Had 2 kills vs. UCSB (3/28/14)
- Had 4 kills vs. UCLA (3/29/14)



Nick Valencia • 8

6-7 • Senior • MB • Centerville, Ohio • Centerville HS

Career Stats

Year	S	K	E	TA	Pct	Ast	SA	SE	RE	Dig	BS	BA	BE	BHE	Pts
2014	0	0	0	0	.000	0	0	0	0	0	0	0	0	0	0
2013	5	0	0	0	N/A	1	2	1	0	0	0	3	1	0	3.5
2012	0	0	0	0	N/A	0	0	0	0	0	0	0	0	0	0.0
2008	3	0	0	0	N/A	0	0	1	0	0	0	0	0	0	0.0
2007	0	0	0	0	N/A	0	0	0	0	0	0	0	0	0	0.0
Career	8	0	0	0	N/A	1	2	2	0	0	0	3	1	0	3.5

Double Figures

Stat	Total	High
Kills	0	0
Digs	0	0
Blocks	0	0

Double-doubles

Date	K	D

Records

Season Highs

Kills 0

Attempts 0

Hitting % (min. 8 att.) 0

Service aces 0

Assists 0

Digs 0

Block assists 0

Block solos 0

Total blocks 0

Career Highs

Kills

Attempts

Hitting % (min. 8 att.)

Service aces

Assists

Digs

Block assists

Block solos

Total blocks

Season Highlights



Tyler Heap • 9

6-6 • Sophomore • S • La Jolla, Calif. • La Jolla HS

Career Stats

Year	S	K	E	TA	Pct	Ast	SA	SE	RE	Dig	BS	BA	BE	BHE	Pts
2014	77	12	6	27	.222	837	4	17	0	122	2	45	2	4	40.5
2013	28	3	2	5	.200	115	2	4	0	13	1	12	1	0	12.0
2010	0	0	0	0	N/A	0	0	0	0	0	0	0	0	0	0.0
Career	105	15	8	32	.219	953	6	21	0	135	3	57	3	4	52.5

Double Figures

Stat	Total	High
Kills	0	0
Digs	4	11
Blocks	0	0
Assists	22	56

Double-doubles

Date	K	D
1/11	47 (A)	11
1/17	54 (A)	10
2/15	53 (A)	10
3/29	48 (A)	10

Records

Season Highs

Kills 3 (vs. LBSU 1/11/14)

Attempts 4 (vs. LBSU 1/11/14)

Hitting % (min. 8 att.) 0

Service aces 1 (twice)

Assists 56 (vs. UCSB 3/28/14)

Digs 11 (vs. LBSU 1/11/14)

Block assists 5 (twice)

Block solos 1 (twice)

Total blocks 5 (twice)

Career Highs

Kills 3 (vs. LBSU 1/11/14)

Attempts 4 (vs. LBSU 1/11/14)

Hitting % (min. 8 att.) 0

Service aces 1 (four times)

Assists 56 (vs. UCSB 3/28/14)

Digs 11 (vs. LBSU 1/11/14)

Block assists 5 (twice)

Block solos 1 (three times)

Total blocks 5 (twice)

Season Highlights

- Had 50 assists, 5 digs, 4 blocks vs. Pep. (2/1/14)
- Had 41 assists, 6 digs, 5 blocks (career high) vs. USC (2/1/14)
- Had 53 assists, 10 digs vs. Stanford (2/15/14)
- Had 36 assists, 3 digs, 4 blocks vs. USC (2/28/14)
- Had 38 assists, 6 digs, 2 blocks vs. Pepperdine
- 43 assists, 1 ace, 5 digs, 3 blocks (1 solo) vs. LBSU (3/7/14)
- 38 assists, 9 digs vs. CSUN (3/8/14)
- 41 assists, 5 digs, 4 blocks vs. UC Irvine (3/14/14)
- 10 assists, 2 digs vs. UC San Diego (3/15/14)
- Had 37 assists, 8 digs vs. Cal Baptist (3/22/14)
- Had 56 assists (career high), 4 digs, 5 blocks (tied career high) vs. UCSB (3/28/14)
- Had 48 assists, 10 digs vs. UCLA (3/29/14)



Jake Langlois • 10

6-10 • Freshman • MB • San Jose, Calif. • Santa Teresa HS

Career Stats

Year	S	K	E	TA	Pct	Ast	SA	SE	RE	Dig	BS	BA	BE	BHE	Pts
2014	9	10	8	33	.061	0	1	5	1	5	0	4	1	0	13.0
Career	9	10	8	33	.061	0	1	5	1	5	0	4	1	0	13.0

Double Figures

Stat	Total	High
Kills	0	0
Digs	0	0
Blocks	0	0

Double-doubles

Date	K	D

Records

Season Highs

Kills 5 (vs. PAC 2/14/14)

Attempts 15 (vs. PAC 2/14/14)

Hitting % (min. 8 att.) .125 (vs. UCSD 1/18/14)

Service aces 1 (vs. Lewis 1/4/14)

Assists 0

Digs 3 (vs. UCSD 1/18/14)

Block assists 2 (vs. UCSD 1/18/14)

Block solos 0

Total blocks 2 (vs. UCSD 1/18/14)

Career Highs

Kills 5 (vs. PAC 2/14/14)

Attempts 15 (vs. PAC 2/14/14)

Hitting % (min. 8 att.) .125 (vs. UCSD 1/18/14)

Service aces 1 (vs. Lewis 1/4/14)

Assists 0

Digs 3 (vs. UCSD 1/18/14)

Block assists 2 (vs. UCSD 1/18/14)

Block solos 0

Total blocks 2 (vs. UCSD 1/18/14)

Season Highlights

- Recorded 1 kill, 1 service ace vs. Lewis (1/4/14)
- Recorded 1 kill, 2 digs vs. No. 1 LBSU (1/11/14)
- Had career highs of 3 kills, 3 digs and 2 blocks vs. UCSD (1/18/14)
- Had a block vs. Pacific (1/25/14)
- Had 5 kills (career high) vs. Pacific (2/14/14)



Matt Underwood • 11

6-6 • Sophomore • OPP • San Diego, Calif. • Rancho Bernardo HS

Career Stats

Year	S	K	E	TA	Pct	Ast	SA	SE	RE	Dig	BS	BA	BE	BHE	Pts
2014	31	85	26	182	.324	5	4	10	0	38	0	16	3	0	97.0
2013	6	3	0	10	.300	1	0	4	1	7	0	6	0	0	6.0
2010	0	0	0	0	N/A	0	0	0	0	0	0	0	0	0	0
Career	33	77	25	176	.295	6	4	14	1	42	0	21	3	0	91.5

Records

Season Highs

Kills 15 (vs. USC 2/28/14)
Attempts 24 (vs. USC 2/28/14)
Hitting % (min. 8 att.) .625 (vs. UCSB 3/28/14)

Service aces 2 (vs. UCSD 1/18/14)
Assists 2 (vs. STAN 2/15/14)
Digs 8 (vs. UCSD 1/18/14)
Block assists 4 (twice)
Block solos 0
Total blocks 4 (twice)

Career Highs

Kills 15 (vs. USC 2/28/14)
Attempts 24 (vs. USC 2/28/14)
Hitting % (min. 8 att.) .625 (vs. UCSB 3/28/14)

Service aces 2 (vs. UCSD 1/18/14)
Assists 2 (vs. STAN 2/15/14)
Digs 8 (vs. UCSD 1/18/14)
Block assists 4 (twice)
Block solos 0
Total blocks 4 (twice)

Double Figures

Stat	Total	High
Kills	3	15
Digs	0	0
Blocks	0	0

Double-doubles

Date	K	D

Season Highlights

- Recorded 10 kills, .389 clip, 4 blocks (career high) vs. CSUN (1/10/14)
- Recorded 7 kills, 7 digs (career high) vs. No. 1 LBSU (1/11/14)
- Had 9 kills, 2 aces (career high), 8 digs (career high), 4 blocks (tied career high) vs. UCSD (1/18/14)
- Had 3 kills, 2 assists (career high), 2 digs vs. Stanford (2/15/14)
- Recorded 15 kills (career high) on .542 clip (career high), 3 digs vs. USC (2/28/14)
- Had 7 kills, 4 digs vs. Pepperdine (3/1/14)
- Had 5 kills, 2 digs vs. LBSU (3/7/14)
- Had 6 kills, .556 clip (career high) vs. UC San Diego (3/15/14)
- Had 5 kills, 1 ace, 1 dig, 1 block vs. Cal Baptist (3/22/14)
- Had 11 kills, .625 clip (career high), 3 digs vs. UCSB (3/28/14)



Jaylen Reyes • 12

6-1 • Sophomore • L • Honolulu, Hawaii • Kamehameha School

Career Stats

Year	S	K	E	TA	Pct	Ast	SA	SE	RE	Dig	BS	BA	BE	BHE	Pts
2014	80	1	0	1	1.000	47	0	1	18	140	0	0	0	0	1.0
2013	116	1	0	1	1.000	43	0	0	29	169	0	0	0	1	1.0
2012	105	0	1	1	-1.00	65	0	0	31	170	0	0	0	6	0.0
Career	301	2	1	3	.333	155	0	1	78	479	0	0	0	7	2.0

Records

Season Highs

Kills 1 (vs. Lewis 1/4/14)
Attempts 1 (vs. Lewis 1/4/14)
Hitting % (min. 8 att.) 0
Service aces 0
Assists 6 (vs. PAC 2/14/14)
Digs 13 (vs. PEP 1/31/14)
Block assists 0
Block solos 0
Total blocks 0

Career Highs

Kills 1 (twice)
Attempts 1 (three times)
Hitting % (min. 8 att.) 0
Service aces 0
Assists 7 (vs. Loyola 1/6/12)
Digs 16 (vs. Stanford 4/26/12)
Block assists 0
Block solos 0
Total blocks 0

Double Figures

Stat	Total	High
Kills	0	0
Digs	4	13
Blocks	0	0

Double-doubles

Date	K	D

Season Highlights

- Had 11 (former season high) digs vs. UCI (1/17/14)
- Had 9 digs vs. Stanford (1/24/14)
- Recorded 8 digs, 2 assists vs. Pacific (1/25/14)
- Had 13 digs (season high) vs. Pepperdine (1/31/14)
- Had 6 assists (season high), 2 digs vs. Pacific (2/14/14)
- Had 7 digs, 3 assists vs. Stanford (2/15/14)
- Had 2 digs vs. USC (2/28/14)
- Had 2 assists vs. Pepperdine (3/1/14)
- Had 12 digs, 4 assists vs. LBSU (3/7/14)
- Had 12 digs, 2 assists vs. CSUN (3/8/14)
- Had 6 digs, 1 assist vs. UC Irvine (3/14/14)
- Had 6 digs, 1 assists vs. UC San Diego (3/15/14)
- Had 5 digs, 2 assists vs. Cal Baptist (3/22/14)
- Had 7 digs, 3 assists vs. UCSB (3/28/14)
- Had 6 digs, 3 assists vs. UCLA (3/29/14)



Bennett Bird • 14

6-7 • Freshman • Outside hitter • San Diego, Calif. • Westview HS

Career Stats

Year	S	K	E	TA	Pct	Ast	SA	SE	RE	Dig	BS	BA	BE	BHE	Pts
2014	0	0	0	0	N/A	0	0	0	0	0	0	0	0	0	0.0
2013	0	0	0	0	N/A	0	0	0	0	0	0	0	0	0	0.0
Career	0	0	0	0	N/A	0	0	0	0	0	0	0	0	0	0.0

Records

Season Highs

Kills 0
Attempts 0
Hitting % (min. 8 att.) 0
Service aces 0
Assists 0
Digs 0
Block assists 0
Block solos 0
Total blocks 0

Career Highs

Kills 0
Attempts 0
Hitting % (min. 8 att.) 0
Service aces 0
Assists 0
Digs 0
Block assists 0
Block solos 0
Total blocks 0

Double Figures

Stat	Total	High
Kills	0	0
Digs	0	0
Blocks	0	0

Double-doubles

Date	K	D

Season Highlights



Taylor Sander • 15

6-4 • Senior • OH • Huntington Beach, Calif. • Norco HS

Career Stats

Year	S	K	E	TA	Pct	Ast	SA	SE	RE	Dig	BS	BA	BE	BHE	Pts
2014	80	376	116	749	.347	23	36	65	14	121	1	68	7	1	447.0
2013	117	461	146	947	.333	33	42	78	23	178	2	91	10	0	550.5
2012	89	435	114	812	.395	28	44	65	24	120	2	67	12	4	514.5
2011	93	341	111	684	.336	20	41	62	19	120	1	72	10	1	419.0
Career	379	1613	487	3192	.353	104	163	270	80	539	6	298	39	6	1931.0

Double Figures

Stat	Total	High
Kills	21	27
Digs	2	11
Blocks	0	0

Double-doubles

Date	K	D
1/11	24	11
3/7	24	11

Records

Season Highs

Kills 27 (twice)
Attempts 58 (vs. UCI 1/17/14)
Hitting % (min. 8 att.) .706 (vs. PAC 1/25/14)

Service aces 9 (vs. UCSD 1/18/14)

Assists 4 (vs. CSUN 3/8/14)

Digs 11 (twice)

Block assists 8 (vs. UCSB 3/28/14)

Block solos 1 (vs. UCI 1/17/14)

Total blocks 8 (vs. UCSB 3/28/14)

Career Highs

Kills 29 (vs. USC 3/4/11)

Attempts 58 (vs. Hawai'i 3/16/12)

Hitting % (min. 8 att.) .762 (vs. USC 3/30/13)

Service aces 9* (vs. UCSD 1/18/14)

Assists 4 (twice)

Digs 14 (vs. UC Irvine 3/1/13)

Block assists 8 (vs. UCSB 3/28/14)

Block solos 1, five times

Total blocks 8 (twice)
 * BYU all-time record

Season Highlights

- Had career-high 9 service aces, a BYU all-time record and third most in MPSF history, vs. UCSD (1/18/14)
- Had 17 kills, 4 digs vs. CBU (2/3/14)
- Had 27 kills (season high) on .417 clip, 2 aces, 6 digs, 4 blocks vs. Stanford (2/15/14)
- Had 15 kills, 4 aces, 7 digs, 3 blocks vs. UC (2/28/14)
- Had 18 kills, 6 digs, 6 blocks (season high) vs. Pepperdine (3/1/14)
- Had 24 kills, 11 digs, 4 blocks vs. LBSU (3/7/14)
- Had 19 kills, .424 clip, 4 digs, 3 blocks vs. UC Irvine (3/14/14)
- Had 10 kills, .556 clip, 4 digs, 2 blocks vs. UC San Diego (3/15/14)
- Had 13 kills, breaking the BYU rally-scoring career kills record, .429 clip, 4 digs, 3 blocks vs. Cal Baptist (3/22/14)
- Had 27 kills, .477 clip, 8 block assists (career high) vs. UCSB (3/28/14)
- Had 23, .526 clip, 4 digs, 3 blocks vs. UCLA (3/29/14)



Tim Dobbert • 16

6-10 • Freshman • Opp • Aichelberg, Germany • Claude Dornier Schule

Career Stats

Year	S	K	E	TA	Pct	Ast	SA	SE	RE	Dig	BS	BA	BE	BHE	Pts
2014	23	61	22	128	.305	2	6	16	0	22	1	20	1	0	78.0
Career	23	61	22	128	.305	2	6	16	0	22	1	20	1	0	78.0

Double Figures

Stat	Total	High
Kills	2	15
Digs	0	0
Blocks	0	0

Double-doubles

Date	K	D
------	---	---

Records

Season Highs

Kills 15 (vs. CSUN 3/8/14)

Attempts 28 (vs. CSUN 3/8/14)

Hitting % (min. 8 att.) .462 (vs. PAC 1/25/14)

Service aces 2 (three times)

Assists 1 (vs. CSUN 3/8/14)

Digs 6 (vs. LBSU 3/7/14)

Block assists 6 (vs. UCLA 3/29/14)

Block solos 1 (vs. UCLA 3/29/14)

Total blocks 7 (vs. UCLA 3/29/14)

Career Highs

Kills 15 (vs. CSUN 3/8/14)

Attempts 28 (vs. CSUN 3/8/14)

Hitting % (min. 8 att.) .462 (vs. PAC 1/25/14)

Service aces 2 (three times)

Assists 1 (vs. CSUN 3/8/14)

Digs 6 (vs. LBSU 3/7/14)

Block assists 6 (vs. UCLA 3/29/14)

Block solos 1 (vs. UCLA 3/29/14)

Total blocks 7 (vs. UCLA 3/29/14)

Season Highlights

- Played vs. Stanford (1/24/14)
- Had 7 kills, .462 clip, 1 dig, 2 blocks vs. Pacific (1/25/14)
- Played vs. USC (2/1/14)
- Had 4 kills, 2 digs vs. Pepperdine (3/1/14)
- Had 8 kills, 6 digs (career high), 2 blocks vs. LBSU (3/7/14)
- Had 15 kills (career high), 28 attempts (career high), 2 aces (career high), 3 blocks (career high) in first start as a Cougar vs. CSUN (3/8/14)
- Had 11 kills, 2 aces (tied career high), 2 digs, 4 blocks (career high) vs. UC Irvine (3/14/14)
- Had 2 kills, 1 dig, 1 block vs. UC San Diego (3/15/14)
- Had 2 kills vs. Cal Baptist (3/22/14)
- Had 2 kills, 2 digs vs. UCSB (3/28/14)
- Had 10 kills, 2 aces, 5 digs, 7 blocks (career high) vs. UCLA (3/29/14)



Joseph Grosh • 17

6-7 • Freshman • MB • Danville, Calif. • San Ramon Valley HS

Career Stats

Year	S	K	E	TA	Pct	Ast	SA	SE	RE	Dig	BS	BA	BE	BHE	Pts
2014	27	34	10	66	.364	2	4	10	1	9	1	23	1	1	50.5
2013	0	0	0	N/A	0	0	0	0	0	0	0	0	0	0	0.0
Career	27	34	10	66	.364	2	4	10	1	9	1	23	1	1	50.5

Double Figures

Stat	Total	High
Kills	0	0
Digs	0	0
Blocks	0	0

Double-doubles

Date	K	D
------	---	---

Records

Season Highs

Kills 7 (vs. STAN 1/24/14)

Attempts 11 (vs. STAN 1/24/14)

Hitting % (min. 8 att.) .667 (vs. LBSU 1/11/14)

Service aces 2 (vs. UCSD 3/15/14)

Assists 0

Digs 2 (vs. LBSU 3/7/14)

Block assists 6 (vs. STAN 1/24/14)

Block solos 1 (vs. LBSU 1/11/14)

Total blocks 6 (vs. STAN 1/24/14)

Career Highs

Kills 7 (vs. STAN 1/24/14)

Attempts 11 (vs. STAN 1/24/14)

Hitting % (min. 8 att.) .667 (vs. LBSU 1/11/14)

Service aces 2 (vs. UCSD 3/15/14)

Assists 0

Digs 2 (vs. LBSU 3/7/14)

Block assists 6 (vs. STAN 1/24/14)

Block solos 1 (vs. LBSU 1/11/14)

Total blocks 6 (vs. STAN 1/24/14)

Season Highlights

- Recorded 2 kills, 1 dig in his first match as a Cougar vs. CSUN (1/10/14)
- Recorded career highs of 6 kills, .667 clip, 1 solo block vs. No. 1 LBSU (1/11/14)
- Had 2 kills, 1 dig, 1 block vs. UCI (1/17/14)
- Had 3 kills, 1 dig vs. UCSD (1/18/14)
- Had 7 kills (career high), .545 clip, 2 blocks (former career high) vs. Stanford (1/24/14)
- Recorded 3 kills, 6 blocks (career high) vs. Pacific (1/25/14)
- Had 3 kills, 1 block vs. Pepperdine (1/31/14)
- Had 3 kills, 1 ace, 2 blocks vs. USC (2/1/14)
- Had 2 kills, 4 blocks vs. Pacific (2/14/14)
- Had 2 kills, 2 digs, 3 blocks vs. LBSU (3/7/14)
- Had 4 blocks, 2 aces (career high) vs. UC San Diego (3/15/14)



Robbie Sutton • 18

6-6 • Sophomore • S • San Diego, Calif. • Rancho Bernardo HS

Career Stats

Year	S	K	E	TA	Pct	Ast	SA	SE	RE	Dig	BS	BA	BE	BHE	Pts
2014	12	4	1	8	.375	82	1	2	0	12	0	4	2	0	7.0
2013	0	0	0	0	N/A	0	0	0	0	0	0	0	0	0	0.0
Career	12	4	1	8	.375	82	1	2	0	12	0	4	2	0	7.0

Records

Season Highs

- Kills** 1 (vs. UCSD 1/18/14)
- Attempts** 2 (vs. UCSD 1/18/14)
- Hitting % (min. 8 att.)** 0
- Service aces** 0
- Assists** 22 (vs. UCSD 3/15/14)
- Digs** 4 (vs. UCSD 3/15/14)
- Block assists** 2 (twice)
- Block solos** 0

Total blocks 2 (twice)

Career Highs

- Kills** 1 (vs. UCSD 1/18/14)
- Attempts** 2 (vs. UCSD 1/18/14)
- Hitting % (min. 8 att.)** 0
- Service aces** 0
- Assists** 22 (vs. UCSD 3/15/14)
- Digs** 4 (vs. UCSD 3/15/14)
- Block assists** 2 (twice)
- Block solos** 0

Total blocks 2 (twice)

Double Figures

Stat	Total	High
Kills	0	0
Digs	0	0
Blocks	0	0
Assists	3	22

Double-doubles

Date	K	D

Season Highlights

- Made first appearance for the Cougars vs. UCI (1/17/14)
- Recorded 20 assists (former career high), 3 digs (former career high) vs. UCSD (1/18/14)
- Had 8 assists, 2 digs, 2 blocks (career high) vs. Pacific (1/25/14)
- Played vs. Pepperdine (1/31/14)
- Had 5 assists, 1 dig vs. USC (2/1/14)
- Had 11 assists vs. Cal Baptist (2/3/14)
- Had 8 assists vs. Pacific (2/14/14)
- Had 3 assists vs. LBSU (3/7/14)
- Had 22 assists (career high), 4 digs (career high), 2 blocks vs. UC San Diego (3/15/14)



Devin Young • 19

6-9 • Senior • MB • McMurray, Penn. • Peters Township HS

Career Stats

Year	S	K	E	TA	Pct	Ast	SA	SE	RE	Dig	BS	BA	BE	BHE	Pts
2014	79	122	28	222	.423	2	17	56	2	24	5	83	8	0	185.5
2013	82	104	33	208	.341	5	10	52	0	29	3	78	18	0	156.0
2012	0	0	0	0	N/A	0	0	0	0	0	0	0	0	0	0.0
2011	0	0	0	0	N/A	0	0	0	0	0	0	0	0	0	0.0
2008	0	0	0	0	N/A	0	0	0	0	0	0	0	0	0	0.0
Career	161	226	61	430	.384	7	27	108	2	53	8	161	26	0	341.5

Records

Season Highs

- Kills** 10 (vs. CBU 3/22/14)
- Attempts** 18 (vs. STAN 2/15/14)
- Hitting % (min. 8 att.)** .545 (vs. LBSU 1/11/14)
- Service aces** 3 (vs. UCSD 1/18/14)
- Assists** 1 (twice)
- Digs** 4 (vs. STAN 2/15/14)
- Block assists** 8 (twice)
- Block solos** 1 (four times)
- Total blocks** 8 (three times)

Career Highs

- Kills** 12 (vs. Stanford 4/13/13)
- Attempts** 18 (vs. STAN 2/15/14)
- Hitting % (min. 8 att.)** .727 (vs. Stanford 4/13/13)
- Service aces** 3 (vs. UCSD 1/18/14)
- Assists** 1 (seven times)
- Digs** 4 (twice)
- Block assists** 10 (vs. LBSU 4/27/13)
- Block solos** 1 (seven times)
- Total blocks** 10 (vs. LBSU 4/27/13)

Double Figures


Stat	Total	High
Kills	1	10
Digs	0	0
Blocks	0	0

Double-doubles

Date	K	D

Season Highlights

- Recorded season-highs of 7 kills, .545 clip, 8 blocks vs. No. 1 LBSU (1/11/14)
- Had 4 kills, 3 service aces (career high), 2 digs vs. UCSD (1/18/14)
- Recorded 8 kills, .538 clip, 5 blocks vs. Stanford (1/24/14)
- Had 9 kills on .471 clip, 2 aces, 8 blocks vs. Pepperdine (1/31/14)
- Had 6 kills, .364 clip, 1 assist, 3 blocks, 1 solo block vs. USC (2/1/14)
- Had 6 kills, 2 blocks vs. Cal Baptist (2/3/14)
- Had 4 kills, 2 digs, 3 blocks vs. Pacific (2/14/14)
- Had 9 kills, 4 digs (tied career high), 2 blocks vs. Stanford (2/15/14)
- Had 5 kills, 5 blocks vs. Pepperdine (3/1/14)
- Had 5 kills, 2 aces, 6 blocks vs. CSUN (3/8/14)
- Had 5 blocks vs. UCI (3/14/14)
- Had 5 kills, 2 aces, 2 digs, 2 blocks vs. UCSD
- Had 10 kills (season high), .500 clip, 1 block vs. Cal Baptist (3/22/14)
- Had 7 kills, .417 clip, 2 aces, 4 blocks vs. UCSCB (3/28/14)
- Had 3 kills, 7 blocks vs. UCLA (3/29/14)



Hamilton Day • 22

6-1 • Sophomore • S • Newport Beach, Calif. • Newport HS

Career Stats

Year	S	K	E	TA	Pct	Ast	SA	SE	RE	Dig	BS	BA	BE	BHE	Pts
2014	0	0	0	0	N/A	0	0	0	0	0	0	0	0	0	0.0
Career	0	0	0	0	N/A	0	0	0	0	0	0	0	0	0	0.0

Records

Season Highs

- Kills** 0
- Attempts** 0
- Hitting % (min. 8 att.)** 0
- Service aces** 0
- Assists** 0
- Digs** 0
- Block assists** 0
- Block solos** 0
- Total blocks** 0

Career Highs

- Kills** 0
- Attempts** 0
- Hitting % (min. 8 att.)** 0
- Service aces** 0
- Assists** 0
- Digs** 0
- Block assists** 0
- Block solos** 0
- Total blocks** 0


Double Figures

Stat	Total	High
Kills	0	0
Digs	0	0
Blocks	0	0

Double-doubles

Date	K	D

Season Highlights



Michael Hatch • 23

6-8 • Sophomore • MB • Agoura Hills, Calif. • Agoura HS

Career Stats

Year	S	K	E	TA	Pct	Ast	SA	SE	RE	Dig	BS	BA	BE	BHE	Pts
2014	66	71	13	157	.369	5	6	19	0	27	5	93	3	0	128.5
2013	63	55	12	114	.377	2	5	12	0	27	1	87	9	0	104.5
Career	129	126	25	271	.373	7	11	31	0	54	6	180	12	0	233.0

Records

Season Highs

Kills 7 (three times)

Attempts 14 (vs. LBSU 3/7/14)

Hitting % (min. 8 att.) .750 (vs. CSUN 3/8/14)

Service aces 1 (vs. Lewis 1/4/14)

Assists 3 (vs. PAC 2/14/14)

Digs 4 (vs. CSUN 3/8/14)

Block assists 9 (vs. UCSB 3/28/14)

Block solos 2 (vs. PAC 2/14/14)

Total blocks 9 (twice)

Career Highs

Kills 7 (three times)

Attempts 14 (vs. LBSU 3/7/14)

Hitting % (min. 8 att.) .750 (vs. CSUN 3/8/14)

Service aces 2 (vs. Cal Baptist 3/9/13)

Assists 3 (vs. PAC 2/14/14)

Digs 5 (twice)

Block assists 9 (twice)

Block solos 2 (vs. PAC 2/14/14)

Total blocks 9 (three times)

Double Figures

Stat	Total	High
Kills	0	0
Digs	0	0
Blocks	0	0

Double-doubles

Date	K	D

Season Highlights

- Had 6 kills (tied career high), 4 blocks vs. Cal Baptist (2/3/14)
- Had 3 assists (career high), 9 blocks (tied career high), 2 solo blocks (career high) vs. Pacific (2/14/14)
- Had 5 kills, 7 blocks vs. Stanford (2/15/14)
- Had 3 kills, team-high 5 blocks vs. USC (2/28/14)
- Had 2 kills, 5 blocks vs. Pepperdine (3/1/14)
- Had 7 kills (career high), 14 attempts (career high), 7 blocks vs. LBSU (3/7/14)
- Had 6 kills, .750 hit clip (career high), 4 digs (season high), 4 blocks vs. CSUN (3/8/14)
- Had 3 kills, 6 blocks vs. UC Irvine (3/14/14)
- Had 4 kills, 1 blocks vs. UC San Diego (3/15/14)
- Had 7 kills (tied career high), .545 clip, 5 blocks vs. Cal Baptist (3/22/14)
- Had 7 kills, .538 clip, 9 blocks (tied career high) vs. UCSB (3/28/14)
- Had 5 kills, 4 blocks vs. UCLA (3/29/14)

BYU VOLLEYBALL

BYU INDIVIDUAL MATCH/SEASON RECORDS

Individual Single Match (Rally Scoring)

No.	Name	Date
35	Ben Patch vs. #1 UC Irvine	3/01/13
33	Mike Wall vs. #4 Stanford	04/20/02
32	Yosleyder Cala vs. #1 UC Irvine	03/10/06
31	Mike Wall vs. #1 UCLA	02/23/02
30	Mike Wall vs. #10 Lewis	01/27/01
30	Jonathan Alleman vs. #12 Stanford	01/17/03
30	Mike Wall vs. #15 Pacific	01/19/02

Kills in 3 Games

No.	Name	Date
24	Ivan Perez vs. #9 Stanford	02/23/08
23	Victor Batista vs. #10 UCSB	01/21/05
22	Ivan Perez vs. #7 Long Beach State	03/25/05
21	Joe Hillman vs. #5 CSUN	01/16/04

six players/instances with 20

Kills in 4 Games

No.	Name	Date
30	Ivan Perez vs. #9 Stanford	02/23/08
27	Taylor Sander vs. #3 Stanford	04/26/12
26	Robb Stowell vs. #8 Long Beach State	04/02/10
26	Ivan Perez vs. #4 Long Beach State	03/21/08
26	Joe Hillman vs. #5 Pepperdine	03/13/04
24	Taylor Sander vs. #3 Long Beach State	03/07/14
24	Taylor Sander vs. #1 Long Beach State	01/11/14
24	Joaquin Acosta vs. #15 Pacific	01/18/02
24	Fernando Pessoa vs. #5 Pepperdine	03/13/04
24	Ivan Perez vs. #11 Pacific	03/12/05

Total Attempts

No.	Name	Date
64	Ben Patch vs. #1 UC Irvine	3/01/13
58	Taylor Sander vs. #7 UC Irvine	1/17/14
58	Taylor Sander vs. #11 Hawaii	3/16/12
58	Ivan Perez vs. #6 UC Irvine	02/15/08
57	Mike Wall vs. #1 UCLA	02/23/02
54	Mike Wall vs. #2 Pepperdine	03/03/01
54	Yosleyder Cala vs. #1 UC Irvine	03/10/06
53	Taylor Sander vs. #9 Long Beach State	03/24/12
51	Robb Stowell vs. UC San Diego	02/11/12

Total Attempts in 3 Games

No.	Name	Date
41	Ivan Perez vs. #7 LBS	03/25/05
40	Yosleyder Cala vs. #1 Pepperdine	02/04/06
38	Ivan Perez vs. #9 Stanford	02/23/08
37	Mike Wall vs. #1 UCLA	02/23/02
37	Joe Hillman vs. #5 CSUN	01/16/04

Total Attempts in 4 Games

No.	Name	Date
55	Taylor Sander vs. #3 Long Beach State	03/07/14
55	Taylor Sander vs. #3 Stanford	04/26/12
54	Mike Wall vs. #15 Pacific	01/19/02

Hitting Percentage (K-E-TA) *minimum 12 kills

%	Name	Date
.923 (12-0-13)	Michael Burke vs. USC	04/15/04
.857 (18-0-21)	Jonathan Alleman vs. G. Mason	03/27/04
.857 (12-0-14)	Yosleyder Cala vs. Stanford	03/03/06
.833 (10-0-12)	Futi Tavana vs. #9 Long Beach St.	03/23/12
.800 (12-0-15)	Ben Patch vs. #13 Lewis	01/12/13
.765 (14-1-17)	Joaquin Acosta vs. Concordia	03/08/02
.765 (13-0-17)	Taylor Evans vs. UC San Diego	02/16/06
.762 (17-1-21)	Taylor Sander vs. #5 Pepperdine	03/28/13
.750 (16-1-20)	Taylor Sander vs. #12 CSUN	03/29/12
.750 (18-0-24)	Luka Slabe vs. #9 Lewis	03/09/02
.750 (16-1-20)	Taylor Sander vs. #12 Cal Baptist	03/08/13

Service Aces

No.	Name	Date
9	Taylor Sander vs. UC San Diego	01/18/14
8	Kevin Sagars vs. Loyola Marymount	02/11/11
7	Taylor Evans vs. USC	03/04/05
6	Taylor Sander vs. #3 UCLA	04/06/12
6	Yosleyder Cala vs. #2 Hawaii	04/15/06
5	Rafael paal vs. Lewis	05/03/03

18 players/instances with 4

Total Blocks

No.	Name	Date
15	Futi Tavana vs. #6 Long Beach State	04/21/12
15	Futi Tavana vs. #10 UCSB	3/27/10
14	Futi Tavana vs. #11 Hawaii	3/16/12
13	Futi Tavana vs. #5 LBS	03/21/09
13	Scott Bunker vs. #1 Hawaii	04/14/01
12	Otavio Souza vs. UCSB	01/08/11

12	Russell Holmes vs. #5 CSUN	01/13/06
11	Scott Bunker vs. #10 Penn State	05/03/01
11	Scott Bunker vs. #5 Stanford	04/03/01
11	Scott Bunker vs. #7 UC Irvine	04/21/01
11	Russell Holmes vs. #6 UC Irvine	02/16/08
11	Futi Tavana vs. #5 LBS	03/20/09
11	Russ Lavaja vs. #12 UCSB	02/24/12

Assists

No.	Name	Date
84	Carlos Moreno vs. #6 Stanford	04/20/02
79	Carlos Moreno vs. #1 Pepperdine	04/26/03
77	Carlos Moreno vs. #5 Pepperdine	03/13/04
76	Carlos Moreno vs. #10 CSUN	04/19/03
75	Hector Lebron vs. #1 Hawaii	04/14/01
74	Carlos Moreno vs. #1 UCLA	02/23/02

Digs

No.	Name	Date
21	Joel Silva vs. #13 Hawaii	04/03/08
16	Jaylen Reyes vs. #3 Stanford	04/26/12
16	Robb Stowell vs. #11 Hawaii	03/16/12
16	Ivan Perez vs. #9 Stanford	02/22/08
16	Andrew Stewart vs. #5 Pepperdine	04/26/08
16	Fernando Pessoa vs. #1 UCLA	02/23/02
16	Brian Rowley vs. #13 USC	02/11/06

10 players/instances with 15

Individual Single Season (Rally Scoring)

No.	Name	Year
534	Mike Wall	2002
492	Fernando Pessoa	2004
463	Andrew Stewart	2010
461	Taylor Sander	2013
458	Ivan Perez	2008
440	Jonathan Alleman	2003
435	Taylor Sander	2012
427	Joaquin Acosta	2002
418	Jonathan Alleman	2004
418	Joe Hillman	2004
414	Robb Stowell	2010

Kills Per Game

No.	Name	Year
4.90	Mike Wall	2002
4.89	Taylor Sander	2012
4.41	Mike Wall	2001
4.32	Ivan Perez	2008
4.08	Robb Stowell	2011
4.03	Joaquin Acosta	2002
4.03	Fernando Pessoa	2004

Total Attempts

No.	Name	Year
1,020	Mike Wall	2002
976	Andrew Stewart	2010
947	Taylor Sander	2013
901	Ivan Perez	2008
879	Robb Stowell	2012
878	Fernando Pessoa	2004
866	Ben Patch	2013
854	Andrew Stewart	2009
835	Robb Stowell	2010
828	Rafael Paal	2003

Hitting Percentage (K-E-TA)

%	Name	Year
.524 (163-22-269)	Matt Olsen	2001
.506 (196-32-324)	Michael Burke	2004
.450 (272-52-474)	Michael Burke	2005
.458 (251-53-432)	Victor Batista	2004
.458 (302-57-535)	Michael Burke	2003
.456 (250-53-436)	Russell Holmes	2006

Service Aces

No.	Name	Year
51	Rafael Paal	2003
44	Taylor Sander	2012

42	Taylor Sander	2013
41	Taylor Sander	2011
39	Rafael Paal	2002
38	Victor Batista	2005
35	Casey Patterson	2005
33	Carlos Moreno	2003
33	Taylor Evans	2005

Total Blocks

No.	Name	Year
178	Scott Bunker	2000
172	Russell Holmes	2008
169	Futi Tavana	2009
168	Russ Lavaja	2012
165	Russell Lavaja	2010
155	Michael Burke	2003
155	Russell Holmes	2006
147	Chris Gorny	2002
145	Futi Tavana	2012
144	Futi Tavana	2011

Block Solos

No.	Name	Year
28	Russell Holmes	2007
20	Scott Bunker	2001
20	Michael Burke	2005
19	Rob Neilson	2005
17	Futi Tavana	2010
16	Futi Tavana	2009
16	Futi Tavana	2011

Block Assists

No.	Name	Year
157	Russ Lavaja	2012
157	Russell Holmes	2008
153	Futi Tavana	2009
148	Russell Lavaja	2010
144	Futi Tavana	2011
143	Michael Burke	2003
143	Russell Holmes	2006
142	Scott Bunker	2001

Assists

No.	Name	Year
1,689	Carlos Moreno	2004
1,567	Carlos Moreno	2003
1,457	Rob Neilson	2005
1,372	Carlos Moreno	2002
1,245	Rob Neilson	2006
1,235	Hector Lebron	2001
1,203	Reed Chilton	2010

Digs

No.	Name	Year
249	Joel Silva	2009
249	Joel Silva	2008
236	Ivan Perez	2008
230	Shawn Olmstead	2004
223	Andrew Stewart	2010
223	Joel Silva	2010
206	Brian Rowley	2005
186	Jaylen Reyes	2012
185	Rafael Paal	2002
184	Rafael Paal	2003

Sets Played

No.	Name	Year
125	Jonathan Alleman	2004
125	Shawn Olmstead	2004
122	Fernando Pessoa	2004
121	Carlos Moreno	2004
118	Russ Lavaja	2012
118	Josue Rivera	2012
118	Joe Hillman	2004
118	Andrew Stewart	2010
117	Taylor Sander	2013

BYU VOLLEYBALL

BYU INDIVIDUAL CAREER/TEAM MATCH & SEASON RECORDS

Individual Career Records (Rally Scoring)

Kills	No.	Name	Years Played
	1,613	Taylor Sander	2011-present
	1,557	Robb Stowell	2007-2012
	1,494	Ivan Perez	2005-08
	1,433	Mike Wall	1999-2002
	1,088	Joaquin Acosta	2000-02
	1,013	Jonathan Alleman	2001-04

Kills Per Game

No.	Name	Years Played
4.86	Mike Wall	1999-2002
4.26	Taylor Sander	2011-present
3.89	Joaquin Acosta	2000-01
3.82	Ivan Perez	2005-08
3.70	Robb Stowell	2007-2012
3.60	Ben Patch	2013-present
3.35	Russell Holmes	2005-08

Total Attempts

No.	Name	Years Played
3,409	Robb Stowell	2007-2012
3,192	Taylor Sander	2011-present
2,888	Ivan Perez	2005-08
2,802	Mike Wall	1999-2002
2,162	Joaquin Acosta	2000-02
1,952	Jonathan Alleman	2001-04

Hitting Percentage

%	Name	Years Played
.494	Russell Holmes	2005-08
.470	Mike Burke	2003-05
.401	Futi Tavana	2006, 09-12
.378	Victor Batista	2004-06
.353	Taylor Sander	2011-present
.348	Jonathan Alleman	2001-04
.339	Mike Wall	1999-02
.336	Joaquin Acosta	2000-02

Service Aces

No.	Name	Years Played
163	Taylor Sander	2011-present
91	Ivan Perez	2005-08
90	Rafael Paal	2002-08
80	Victor Batista	2004-06
73	Carlos Moreno	2002-04
63	Robb Stowell	2007-12
58	Jonathan Alleman	2001-04

Block Assists

No.	Name	Years Played
565	Futi Tavana	2006, 09-12
538	Russ Lavaja	2009-present
477	Russell Holmes	2005-08
357	Scott Bunker	1998-2001
346	Michael Burke	2003-05
317	Hector Lebron	1997-2001
308	Victor Batista	2004-05

Block Solos

No.	Name	Years Played
61	Russell Holmes	2005-08
60	Futi Tavana	2006-12
46	Russ Lavaja	2009-2013
42	Michael Burke	2003-05
31	Scott Bunker	1998-2001
31	Victor Batista	2004-06
31	Mac Wilson	1998-2001
28	Rob Neilson	2003-06
25	Carlos Moreno	2002-04

Total Blocks

No.	Name	Years Played
625	Futi Tavana	2006-12
584	Russ Lavaja	2009-2013
538	Russell Holmes	2005-08
388	Michael Burke	2003-05
388	Scott Bunker	1998-01
339	Victor Batista	2004-06
338	Hector Lebron	1997-01
312	Matt Olsen	1995, 2000-01

Blocks Per Game

No.	Name	Years Played
1.76	Scott Bunker	1998-2001
1.75	Mac Wilson	1998-2001
1.60	Hector Lebron	1997-2001
1.55	Futi Tavana	2006-12
1.49	Matt Olsen	1995, 2000-01

1.37	Russ Lavaja	2009-2013
1.32	Michael Burke	2003-05

Assists

No.	Name	Years Played
4,284	Hector Lebron	1997-2001
3,161	Yamil Perez	2006-2010
3,061	Carlos Moreno	2002-04
2,790	Rob Neilson	2003-06
2,198	Joe Kauliakamoa	2008-12
1,921	Brian Congelliere	2005-08

Digs

No.	Name	Years Played
925	Joel Silva	2007-2010
672	Ivan Perez	2005-08
629	Fernando Pessoa	2001-04
616	Robb Stowell	2007-12
539	Taylor Sander	2011-present
449	Jonathan Alleman	2001-04
431	Mike Wall	1999-02

Games Played

No.	Name	Years Played
426	Russ Lavaja	2009-2013
414	Russell Holmes	2005-08
412	Robb Stowell	2007-12
404	Futi Tavana	2006-12
391	Ivan Perez	2005-08
379	Taylor Sander	2011-present
376	Fernando Pessoa	2001-04
344	Jonathan Alleman	2001-04
328	Carlos Moreno	2002-04

Team Single Match (Rally Scoring)

Kills	No.	Game	Date
	91	vs. #4 Stanford	Apr 20, 2002
	89	at #1 UCLA	Feb 23, 2002
	87	vs. #4 Stanford	Jan 12, 2002
	87	at #1 Pepperdine	Apr 26, 2003

Total Attempts

No.	Game	Date
185 (5G)	at #2 Long Beach State	Jan 30, 2004
179 (5G)	at #1 UCLA	Feb 23, 2002
175 (5G)	vs. Penn State	Jan 6, 2005
169 (5G)	at #1 Pepperdine	Apr 26, 2003
169 (5G)	at #5 Stanford	Apr 10, 2009
166 (4G)	at #10 CS Northridge	Mar 22, 2003
164 (5G)	vs. #1 Hawaii	Apr 14, 2001

Hitting Percentage

%	Game	Date
.655	at #6 USC	Jan 31, 2001
.573	at UC San Diego	Feb 16, 2006
.545	vs. #5 Pepperdine	March 28, 2013
.537	vs. Stanford	Mar 3, 2006
.537	vs. Stanford	Mar 4, 2006
.525	vs. #13 Lewis	Jan. 12, 2013

Service Aces

No.	Game	Date
16	vs. #10 Penn State	May 1, 2003
15	vs. UC San Diego	Jan 18, 2014
13	at #8 CS Northridge	Apr 1, 2005
11	at Loyola-Chicago	Feb 11, 2011
11	at USC	Mar 4, 2005
11	at #11 Pacific	Mar 12, 2005
10	at #12 Stanford	Jan 17, 2003
10	at #1 Pepperdine	Apr 11, 2003
10	vs. #1 Lewis	May 3, 2003
10	at #10 UC Santa Barbara	Jan 21, 2005
10	vs. #6 Penn State	Feb 5, 2005
10	at #14 Loyola Marymount	Jan 21, 2008

Total Blocks

No.	Game	Date
24.5	vs. #10 UCSB	March 27, 2010
22.5	at UC San Diego	Feb 11, 2012
21.5	at #11 Hawaii	March 16, 2012
21.0	vs. #7 UC Irvine	Apr 21, 2001
21.0	at #2 Long Beach State	Jan 30, 2004
20.5	vs. #5 Long Beach State	Mar 20, 2009
20.5	vs. #5 Long Beach State	Mar 21, 2009
20.5	at #5 Stanford	Apr 10, 2009
20.5	vs. #1 Hawaii	Apr 14, 2001
20.0	vs. #6 Long Beach State	Apr 21, 2012

Assists	No.	Game	Date
	91 (5G)	vs. #6 Stanford	Apr 20, 2002
	85 (5G)	at #1 UCLA	Feb 23, 2002
	83 (5G)	at #1 Pepperdine	Apr 26, 2003
	82 (5G)	vs. #4 Stanford	Jan 12, 2002
	82 (4G)	vs. #5 Pepperdine	Mar 13, 2004

Digs

No.	Game	Date
69 (5G)	at #11 Hawaii	Mar 16, 2012
68 (4G)	at #13 Hawaii	Apr 3, 2008
66 (5G)	at #6 UC Irvine	Feb 15, 2008
60 (5G)	at #5 Stanford	Apr 10, 2009
56 (5G)	vs. #5 Pepperdine	Apr 26, 2008
53 (4G)	vs. #3 Stanford	Apr 26, 2012
53 (3G)	at #13 Hawaii	Apr 4, 2008
52 (4G)	at #6 UC Irvine	Feb 16, 2008
52 (5G)	at #15 Pacific	Jan 20, 2003
52 (4G)	vs. UC Irvine	Apr 3, 2009
52 (5G)	at #2 Long Beach State	Jan 30, 2004
51 (4G)	at #3 UCLA	Apr 8, 2004
51 (5G)	at #7 UC Irvine	Jan 17, 2014

Team Single Season (RS)

Kills	No.	Year
	2,056	2004
	1,880	2010
	1,866	2003
	1,807	2002
	1,765	2009
	1,752	2005

Total Attempts

No.	Year
3,894	2010
3,859	2004
3,760	2009
3,650	2008
3,613	2003
3,546	2002

Hitting Percentage

%	Year
.370	2001
.361	2004
.343	2007
.340	2003
.340	2002

Block Solos

No.	Year
78	2004
70	2005
67	2009
63	2010
58	2003
55	2007

Block Assists

No.	Year
720	2010
699	2012
675	2009
665	2001
611	2008
586	2004
573	2002

Total Blocks

No.	Year
423	2010
403.5	2009
398.5	2012
381.5	2001
371.0	2004
342.5	2008
340.5	2003

Service Aces

No.	Year
174	2005
152	2003
136	2011
134	2002
119	2009
115	2006
115	2008
112	2013
110	2012

Assists

No.	Year
1,936	2004
1,782	2010
1,765	2003
1,702	2002
1,646	2005
1,631	2008
1,623	2009
1,547	2012
1,544	2006

Digs

No.	Year
1,239	2010
1,178	2008
1,085	2009
1,084	2012
994	2003
955	2002
909	2005
906	2013
903	2006
803	2011

Wins

No.	Year
29	2004
26	2013
25	2008
24	2012
23	2003
23	2002
23	2001

Consecutive Wins

No.	Year
21	2004
12	2008
11	2013
11	2010
10	2002
10	2001

Most 3-0 Wins

No.	Year
15	2001
14	2013
11	2011

Most 3-1 Wins

No.	Year
12	2010
10	2004
9	

Volleyball Box Score
The Automated ScoreBook
#3 BYU vs #7 Loyola Chicago (Jan 03, 2014 at Chicago, Ill.)

#	BYU	ATTACK				SET			SERVE			RECEIVE			BLOCK			Points				
		S	K	E	TA	Pct	Ast	TA	Pct	SA	SE	TA	Pct	0	RE	Pct	Dig		BS	BA	BE	BHE
5	MERETEVI, Kiril	3	8	3	18	.278	0	1	.000	0	0	12	1000	0	0	.000	1	0	2	0	0	-
7	FUCHS, Phil	1	2	3	7	-.143	0	0	.000	0	1	3	.667	6	1	.857	1	0	0	0	0	-
9	HEAP, Tyler	3	1	0	1	1.000	31	74	.419	0	1	9	.889	1	0	1.000	1	0	3	0	0	-
15	SANDER, Taylor	3	11	4	29	.241	0	5	.000	0	3	13	.769	19	3	.864	4	0	2	0	0	-
19	YOUNG, Devin	3	5	1	8	.500	0	0	.000	0	3	8	.625	0	0	.000	0	0	5	0	0	-
23	HATCH, Michael	3	3	0	6	.500	0	1	.000	0	1	17	.941	1	0	1.000	3	1	3	0	0	-
6	RIVERA, Josue	2	5	2	17	.176	0	1	.000	0	2	10	.800	10	1	.909	7	0	2	0	0	-
12	REYES, Jaylen	3	0	0	0	.000	3	7	.429	0	0	0	.000	17	1	.944	6	0	0	0	0	-
Totals		3	35	13	86	.256	34	89	.382	0	11	72	.847	54	6	.900	23	1	17	0	0	-

Team Attack By Set

Set	K	E	TA	Pct
1	14	4	25	.400
2	12	6	38	.158
3	9	3	23	.261

TOTAL TEAM BLOCKS: 9.5

SET SCORES

BYU (0)	1	2	3	Team Records:
BYU Chicago (3)	26	23	22	0-1
	28	25	25	2-0

Volleyball Box Score
The Automated ScoreBook
#3 BYU vs #10 LEWIS (Jan 04, 2014 at Romeoville, Ill.)

#	BYU	ATTACK				SET			SERVE			RECEIVE			BLOCK			Points				
		S	K	E	TA	Pct	Ast	TA	Pct	SA	SE	TA	Pct	0	RE	Pct	Dig		BS	BA	BE	BHE
5	MERETEVI, Kiril	4	8	3	20	.250	0	0	.000	1	1	19	.947	0	0	.000	3	0	6	0	0	-
7	FUCHS, Phil	1	1	1	6	.000	0	1	.000	0	0	2	1.000	4	0	1.000	0	0	1	0	0	-
9	HEAP, Tyler	4	2	0	3	.667	33	90	.367	0	2	14	.857	1	0	1.000	7	0	0	0	1	-
15	SANDER, Taylor	4	15	7	27	.296	2	8	.250	4	4	20	.800	23	0	1.000	3	0	2	1	0	-
19	YOUNG, Devin	4	6	2	14	.286	0	0	.000	0	2	10	.800	1	0	1.000	1	0	3	0	0	-
23	HATCH, Michael	4	3	2	11	.091	0	0	.000	1	3	13	.769	2	0	1.000	1	0	6	0	0	-
6	RIVERA, Josue	3	6	6	18	.000	0	0	.000	0	0	0	.000	2	2	1.000	13	1	.929	0	0	-
10	LANGLOIS, Jake	1	1	0	5	.200	0	0	.000	1	1	5	.800	11	0	1.000	0	0	0	0	0	-
12	REYES, Jaylen	4	1	0	1	1.000	3	5	.600	0	0	0	.000	20	1	.952	5	0	0	0	0	-
Totals		4	43	21	105	.210	38	104	.365	9	15	93	.839	75	4	.949	20	0	20	1	1	-

Team Attack By Set

Set	K	E	TA	Pct
1	8	6	28	.071
2	12	6	29	.207
3	12	2	19	.526
4	11	7	29	.138

TOTAL TEAM BLOCKS: 10.0

SET SCORES

BYU (1)	1	2	3	4	Team Records:
LEWIS (3)	22	25	21	23	0-2
	25	23	25	25	1-1

#	Loyola Chicago	ATTACK				SET			SERVE			RECEIVE			BLOCK			Points				
		S	K	E	TA	Pct	Ast	TA	Pct	SA	SE	TA	Pct	0	RE	Pct	Dig		BS	BA	BE	BHE
2	Hutz, Peter	3	2	0	3	.667	34	78	.436	0	0	10	1000	1	0	1.000	8	0	1	0	1	-
12	Caldwell, Cody	3	6	5	21	.048	2	3	.667	2	1	13	.923	24	0	1.000	4	0	0	0	0	-
13	McAndrews, Owen	3	6	1	9	.556	0	0	.000	0	4	11	.636	0	0	.000	1	0	1	0	0	-
16	Smalzer, Joe	3	10	7	26	.115	0	2	.000	4	4	16	.750	0	0	.000	8	0	2	0	0	-
17	Jaeschke, Thomas	3	18	3	31	.484	2	7	.286	0	4	15	.733	22	0	1.000	4	0	0	0	0	-
27	Olson, Nicholas	3	5	2	10	.300	0	0	.000	0	3	6	.500	0	0	.000	0	1	2	0	0	-
5	Rodriguez, Diego	3	0	0	0	.000	0	1	.000	0	1	4	.750	0	0	.000	0	0	0	0	0	-
6	Jasaltis, Paine	3	0	0	0	.000	5	10	.500	0	0	0	.000	14	0	1.000	7	0	0	0	0	-
8	Berzins, Dainis	2	0	0	0	.000	0	0	.000	0	0	2	1.000	0	0	.000	0	0	0	0	0	-
Totals		3	47	18	100	.290	43	101	.426	6	17	77	.779	61	0	1.000	32	1	6	0	1	-

Team Attack By Set

Set	K	E	TA	Pct
1	19	3	34	.471
2	13	6	33	.212
3	15	9	33	.182

TOTAL TEAM BLOCKS: 4.0

Site: Chicago, Ill. (Gentile Arena)
 Date: Jan 03, 2014 Attend: 653 Time: 1:22
 Referees: Devonie McLarty, Felix Madera

#	LEWIS	ATTACK				SET			SERVE			RECEIVE			BLOCK			Points				
		S	K	E	TA	Pct	Ast	TA	Pct	SA	SE	TA	Pct	0	RE	Pct	Dig		BS	BA	BE	BHE
9	Pettv, Greg	4	16	6	27	.370	1	2	.500	0	4	15	.733	33	4	.892	5	1	1	0	0	-
13	Powell, Geoff	4	15	5	24	.417	0	0	.000	0	0	10	1.000	6	2	.750	3	0	5	0	0	-
14	Fitterer, Eric	4	13	7	32	.188	0	0	.000	2	4	13	.692	3	0	1.000	3	0	4	0	0	-
15	Walsh, Bobby	4	7	1	11	.545	0	1	.000	1	2	11	.818	0	0	.000	1	0	6	0	0	-
16	Boldog, BJ	4	1	0	1	1.000	47	85	.553	0	2	16	.875	0	0	.000	8	0	1	0	0	-
22	Schmiegel, Jacob	4	4	1	8	.375	2	5	.400	1	3	20	.850	0	0	.000	0	1	3	0	0	-
3	Loqan, Tom	2	0	0	0	.000	0	0	.000	0	0	3	1.000	0	0	.000	1	0	0	0	0	-
5	Butch, Eric	1	0	0	0	.000	0	0	.000	0	1	1	.000	0	0	.000	0	0	0	0	0	-
8	Yanez, Lucas	4	0	0	0	.000	5	12	.417	0	0	0	.000	25	0	1.000	10	0	0	0	0	-
12	Hofmann, James	1	0	0	0	.000	0	0	.000	0	0	1	1.000	0	0	.000	0	0	0	0	0	-
17	McCall, Will	2	0	0	0	.000	0	0	.000	0	0	4	1.000	1	0	1.000	0	0	0	0	0	-
21	Lilly, Patrick	2	0	0	0	.000	0	0	.000	0	1	2	.500	0	0	.000	0	0	0	0	0	-
Totals		4	56	20	103	.350	55	105	.524	4	17	96	.823	69	9	.885	31	2	20	0	0	-

Team Attack By Set

Set	K	E	TA	Pct
1	13	8	28	.179
2	14	6	29	.276
3	18	2	22	.727
4	11	4	24	.292

TOTAL TEAM BLOCKS: 12.0

Site: Romeoville, Ill. (Neil Carey Arena)
 Date: Jan 04, 2014 Attend: 867 Time: 2:02
 Referees: Jim Kuziela, Barbara Zvonek, Gustafson/Marron

Volleyball Box Score
The Automated ScoreBook
Cal State Northridge vs #9 BYU (Jan 10, 2014 at Provo, Utah)

#	Cal State Northridge	ATTACK				SET			SERVE			RECEIVE			BLOCK			Points				
		S	K	E	TA	Pct	Ast	TA	Pct	SA	SE	TA	Pct	0	RE	Pct	Dig		BS	BA	BE	BHE
5	Jakub Ciesla	3	6	7	17	-.059	0	0	.000	0	3	13	.769	0	0	.000	6	1	0	0	0	-
8	Kyle Stevenson	3	2	2	7	.000	2	2	1.000	0	1	7	.857	21	1	.955	3	0	0	0	0	-
11	Sam Holt	3	10	7	24	.125	0	6	.000	0	2	8	.750	15	0	1.000	2	0	1	2	0	-
12	Vaughn Wellenreiter	3	2	0	5	.400	0	0	.000	0	2	5	.600	0	0	.000	1	1	2	0	0	-
15	Travis Magonien	3	1	0	2	.500	24	59	.407	0	3	12	.750	0	0	.000	1	0	2	0	0	-
17	Greg Faulkner	3	6	1	8	.625	0	0	.000	0	0	9	1.000	0								

**Volleyball Box Score
The Automated ScoreBook
#8 BYU vs #7 UC Irvine (Jan 17, 2014 at Irvine, Calif.)**

**Volleyball Box Score
2014 UC San Diego Men's Volleyball
#8 BYU vs UC San Diego (Jan 18, 2014 at La Jolla, CA)**

#	BYU	ATTACK				SET			SERVE			RECEIVE			BLOCK			Points				
		S	K	E	TA	Pct	Asst	TA	Pct	SA	SE	TA	Pct	0	RE	Pct	Dig		BS	BA	BE	BHE
6	RIVERA, Josue	5	12	3	25	.360	0	5	.000	2	3	12	.750	31	1	.969	12	0	2	1	0	-
9	HEAP, Tyler	5	1	2	3	-.333	54	117	.462	0	3	22	.864	0	0	.000	10	0	0	0	1	-
11	UNDERWOOD, Matt	1	0	2	2	-1.00	0	1	.000	0	1	3	.667	0	0	.000	1	0	1	0	0	-
15	SANDER, Taylor	5	25	9	58	.276	2	4	.500	0	3	17	.824	26	2	.929	9	1	3	0	0	-
19	YOUNG, Devin	5	9	3	15	.400	0	1	.000	2	2	25	.920	1	0	1000	3	0	2	0	0	-
23	HATCH, Michael	3	1	0	5	.200	0	0	.000	0	0	8	1000	0	0	.000	0	0	4	0	0	-
2	HENINGER, Carson	5	17	4	31	.419	0	2	.000	2	2	14	.857	0	0	.000	4	0	3	1	0	-
7	FUCHS, Phil	1	0	1	5	-.200	0	0	.000	0	0	1	1000	2	0	1000	0	0	0	0	0	-
10	LANGLOIS, Jake	1	0	0	0	.000	0	0	.000	0	0	0	.000	0	0	.000	0	0	0	0	0	-
12	REYES, Jaylen	5	0	0	0	.000	5	9	.556	0	0	0	.000	31	2	.939	11	0	0	0	0	-
17	GROSH, Joe	3	2	0	6	.333	0	0	.000	0	1	10	.900	0	0	.000	1	0	1	0	0	-
18	SUTTON, Robbie	1	0	0	1	.000	4	11	.364	0	0	1	1000	0	0	.000	0	0	0	0	0	-
Totals		5	67	24	151	.285	65	150	.433	6	15	113	.867	91	6	.938	51	1	16	2	1	-

#	BYU	ATTACK				SET			SERVE			RECEIVE			BLOCK			Points				
		S	K	E	TA	Pct	Asst	TA	Pct	SA	SE	TA	Pct	0	RE	Pct	Dig		BS	BA	BE	BHE
6	RIVERA, Josue	1	1	0	1	1.000	0	0	.000	0	0	0	.000	2	0	1000	0	0	0	0	0	-
9	HEAP, Tyler	1	0	0	0	.000	11	18	.611	0	0	6	1000	0	0	.000	1	0	0	0	0	-
11	UNDERWOOD, Matt	3	9	2	21	.333	0	0	.000	2	1	8	.875	0	0	.000	8	0	4	0	0	-
15	SANDER, Taylor	3	13	4	24	.375	0	1	.000	9	3	24	.875	13	0	1000	5	0	1	0	0	-
19	YOUNG, Devin	3	4	1	5	.600	0	0	.000	3	1	16	.938	0	0	.000	2	0	1	0	0	-
23	HATCH, Michael	2	1	1	7	.000	1	2	.500	0	1	2	.500	0	0	.000	2	0	4	0	0	-
3	CHANG, Evan	1	0	0	0	.000	1	2	.500	0	0	0	.000	4	0	1000	1	0	0	0	0	-
7	FUCHS, Phil	2	5	0	11	.455	1	1	1000	1	1	4	.750	4	0	1000	1	0	0	0	0	-
10	LANGLOIS, Jake	2	3	2	8	.125	0	2	.000	0	2	2	.000	6	0	1000	3	0	2	1	0	-
12	REYES, Jaylen	3	0	0	0	.000	1	6	.167	0	0	0	.000	10	1	.909	5	0	0	0	0	-
17	GROSH, Joe	1	3	0	3	1.000	0	0	.000	0	1	5	.800	0	0	.000	1	0	0	0	0	-
18	SUTTON, Robbie	2	1	1	2	.000	20	44	.455	0	0	7	1000	0	0	.000	3	0	0	0	0	-
Totals		3	40	11	82	.354	35	74	.473	15	10	74	.865	39	4	.907	32	0	12	1	0	-

Team Attack By Set

Set	K	E	TA	Pct
1	9	7	25	.080
2	20	7	48	.271
3	12	5	34	.206
4	15	2	22	.591
5	11	3	22	.364

TOTAL TEAM BLOCKS: 9.0

SET SCORES

	1	2	3	4	5	Team Records:
BYU (3)	19	34	21	25	15	3-2, 3-0
UC Irvine (2)	25	32	25	18	12	3-4, 0-3

Team Attack By Set

Set	K	E	TA	Pct	Sideout
1	14	2	25	.480	9-12 75%
2	10	6	28	.143	10-20 50%
3	16	3	29	.448	10-17 58%

TOTAL TEAM BLOCKS: 6.0

SET SCORES

	1	2	3	Team Records:
BYU (3)	25	25	25	4-2, 4-0 MPSPF
UC San Diego (0)	12	19	17	0-5, 0-4 MPSPF

#	UC Irvine	ATTACK				SET			SERVE			RECEIVE			BLOCK			Points				
		S	K	E	TA	Pct	Asst	TA	Pct	SA	SE	TA	Pct	0	RE	Pct	Dig		BS	BA	BE	BHE
4	Woloson, Travis	5	9	5	29	.138	1	4	.250	2	1	20	.950	40	4	.909	8	0	1	0	0	-
5	Saeta, Michael	5	0	0	0	.000	50	119	.420	2	2	22	.909	1	0	1000	7	1	1	0	1	-
11	Keorken, Scott	5	5	2	10	.300	2	4	.500	1	4	19	.789	0	0	.000	0	2	2	0	0	-
13	Mehring, Collin	5	9	3	16	.375	0	4	.000	1	2	19	.895	0	0	.000	3	0	6	0	0	-
14	Dejno, Jeremy	5	16	5	35	.314	0	2	.000	0	1	15	.933	20	0	1000	8	1	2	0	0	-
15	Hershko, Tamir	5	25	6	54	.352	2	3	.667	0	5	15	.667	0	0	.000	5	0	4	0	0	-
2	Hughes, Connor	1	0	0	0	.000	0	0	.000	0	0	1	1000	0	0	.000	1	0	0	0	0	-
8	Brinkley, Michael	5	0	1	1	-1.00	5	9	.556	0	0	0	.000	31	2	.939	18	0	0	0	0	-
12	Russell, Kyle	1	0	0	0	.000	0	0	.000	0	0	0	.000	0	0	.000	0	0	0	0	0	-
17	La Cavera, Zack	2	2	1	4	.250	0	0	.000	0	1	2	.500	0	0	.000	0	0	0	0	0	-
Totals		5	66	23	149	.289	60	145	.414	6	16	113	.858	92	6	.939	50	4	16	0	1	-

#	UC San Diego	ATTACK				SET			SERVE			RECEIVE			BLOCK			Points				
		S	K	E	TA	Pct	Asst	TA	Pct	SA	SE	TA	Pct	0	RE	Pct	Dig		BS	BA	BE	BHE
10	Mike Brunsting	3	1	0	1	1.000	17	57	.298	1	0	9	1000	0	0	.000	9	0	0	0	0	-
11	Scot Metzger	3	6	4	14	.143	1	1	1000	0	2	6	.667	22	3	.880	4	0	0	0	0	-
15	Mathew Schnitzer	3	3	1	11	.182	2	3	.667	0	0	10	1000	0	0	.000	1	0	1	0	0	-
20	Nick Iorfino	3	3	4	16	-.062	0	3	.000	2	2	9	.778	14	4	.778	7	0	0	0	0	-
22	Johi Awerkamp	3	8	4	22	.182	0	2	.000	0	1	6	.833	0	0	.000	3	0	2	0	0	-
23	Fred Stahl	3	1	0	5	.200	0	1	.000	0	0	1	1000	0	0	.000	0	0	1	0	0	-
1	Elliott Shaw	2	0	0	0	.000	0	2	.000	0	0	0	.000	6	5	.545	0	0	0	0	0	-
2	Ian Colbert	1	0	0	0	.000	0	0	.000	0	0	0	.000	2	0	1000	0	0	0	0	0	-
4	Bryan Lee	3	0	0	0	.000	1	2	.500	0	0	0	.000	5	0	1000	1	0	0	0	0	-
6	Eric Barber	1	0	1	1	-1.00	0	0	.000	0	0	1	1000	0	0	.000	0	0	0	0	0	-
7	Calvin Manchenko	1	1	0	1	1.000	0	0	.000	0	0	0	.000	2	1	.667	0	0	0	0	0	-
9	Griffin Galvin	3	0	0	0	.000	0	2	.000	1	1	7	.857	0	0	.000	1	0	0	0	0	-
Totals		3	23	14	71	.127	21	73	.288	4	6	49	.878	49	15	.766	26	0	4	0	0	-

Team Attack By Set

Set	K	E	TA	Pct
1	13	5	28	.286
2	18	9	47	.191
3	16	3	33	.394
4	12	3	22	.409
5	7	3	19	.211

Site: Irvine, Calif. (Bren Center)
Date: Jan 17, 2014 Attend: 2793 Time: 2:28
Referees: Jesse Martinez, Joe Sloate

Team Attack By Set

Set	K	E	TA	Pct	Sideout
1	7	4	18	.167	9-25 36%
2	7	7	29	.000	9-24 37%
3	9	3	24	.250	10-25 40%

TOTAL TEAM BLOCKS

Volleyball Box Score
The Automated ScoreBook
#4 BYU vs #3 Pepperdine (Jan 31, 2014 at Malibu, Calif.)

#	BYU	ATTACK				SET			SERVE			RECEIVE			BLOCK			Points				
		S	K	E	TA	Pct	Asst	TA	Pct	SA	SE	TA	Pct	O	RE	Pct	Dig		BS	BA	BE	BHE
2	HENINGER, Carson	5	17	6	30	.367	0	3	0.000	0	3	13	.769	0	0	0.000	1	0	5	0	0	-
6	RIVERA, Josue	5	5	6	19	-.053	0	0	0.000	2	4	15	.733	14	0	1000	3	0	1	0	0	-
9	HEAP, Tyler	5	0	1	1	-1.000	50	101	.495	0	2	20	.900	1	0	1000	5	0	4	0	0	-
15	SANDER, Taylor	5	19	7	39	.308	2	2	0.000	1	4	16	.750	23	0	1000	8	0	6	1	0	-
17	GROSH, Joe	3	3	2	6	.167	1	1	1000	0	2	7	.714	0	0	0.000	1	0	1	0	0	-
19	YOUNG, Devin	5	9	1	17	.471	0	1	0.000	2	4	19	.789	0	1	0.000	1	0	8	0	0	-
5	MERETEV, Kiril	2	2	2	7	.000	0	0	0.000	0	0	5	1000	8	0	1000	4	0	0	0	0	-
7	FUCHS, Phil	1	0	0	0	.000	0	0	0.000	0	0	1	1000	1	1	500	0	0	0	0	0	-
12	REYES, Jaylen	5	0	0	0	.000	2	10	.200	0	0	0	.000	39	3	.929	13	0	0	0	0	-
18	SUTTON, Robbie	1	0	0	0	.000	1	3	.333	0	0	0	.000	0	0	0.000	0	0	0	0	0	-
23	HATCH, Michael	3	2	2	5	.000	0	0	0.000	0	1	8	.875	0	0	0.000	2	0	5	0	0	-
Team																						
Totals		5	57	27	124	.242	54	121	.446	5	20	104	.808	86	6	.935	38	0	30	1	0	-

Team Attack By Set

Set	K	E	TA	Pct
1	11	5	19	.316
2	16	2	24	.583
3	7	9	30	.067
4	16	8	36	.222
5	7	3	15	.267

SET SCORES

	1	2	3	4	5	Team Records:
BYU (2)	19	25	21	28	11	6-3, 6-1 MPSF
Pepperdine (3)	25	17	25	26	15	5-1, 5-1 MPSF

TOTAL TEAM BLOCKS: 15.0

Volleyball Box Score
2014 USC Men's Volleyball
#4 BYU vs #5 USC (Feb 01, 2014 at USC)

#	BYU	ATTACK				SET			SERVE			RECEIVE			BLOCK			Points				
		S	K	E	TA	Pct	Asst	TA	Pct	SA	SE	TA	Pct	O	RE	Pct	Dig		BS	BA	BE	BHE
2	HENINGER, Carson	5	9	4	23	.217	0	0	0.000	2	2	12	.833	1	0	1000	6	2	3	0	0	14.5
6	RIVERA, Josue	5	15	5	27	.370	1	4	.250	1	2	14	.857	18	1	947	8	1	2	0	0	18.0
9	HEAP, Tyler	5	0	0	0	.000	41	90	.456	0	0	16	1000	0	0	0.000	6	0	5	0	0	2.5
15	SANDER, Taylor	5	14	11	44	.068	1	4	.250	0	1	12	.917	29	2	935	8	0	1	1	0	14.5
17	GROSH, Joe	3	3	0	5	.600	0	1	0.000	1	0	10	1000	0	0	0.000	1	0	2	1	0	5.0
19	YOUNG, Devin	5	6	2	11	.364	1	1	1000	1	3	21	.857	0	0	0.000	0	1	2	0	0	9.0
5	MERETEV, Kiril	1	0	1	1	-1.000	0	0	0.000	0	0	0	0.000	1	1	500	0	0	0	0	0	0.0
12	REYES, Jaylen	5	0	0	0	.000	1	5	.200	0	0	0	.000	33	1	971	5	0	0	0	0	0.0
16	DOBBERT, Tim	1	0	0	0	.000	0	0	0.000	0	0	0	0.000	0	0	0.000	0	0	0	0	0	0.0
18	SUTTON, Robbie	2	0	0	0	.000	5	12	.417	0	0	2	1000	0	0	0.000	1	0	0	0	0	0.0
23	HATCH, Michael	2	3	0	5	.600	0	0	0.000	0	1	9	.889	0	0	0.000	1	0	4	0	0	5.0
Team																						
Totals		5	50	23	116	.233	50	117	.427	5	9	96	.906	82	6	.932	36	4	19	2	0	68.5

Team Attack By Set

Set	K	E	TA	Pct	Sideout	Pct
1	8	3	16	.312	14-24	58%
2	10	7	25	.120	16-23	69%
3	10	6	27	.148	12-24	50%
4	15	4	34	.324	16-21	76%
5	7	3	14	.286	8-10	80%

SET SCORES

	1	2	3	4	5	Team Records:
BYU (3)	16	25	15	25	15	7-3, 7-1 MPSF
USC (2)	25	22	25	20	10	5-3, 4-3 MPSF

TOTAL TEAM BLOCKS: 13.5

#	Pepperdine	ATTACK				SET			SERVE			RECEIVE			BLOCK			Points				
		S	K	E	TA	Pct	Asst	TA	Pct	SA	SE	TA	Pct	O	RE	Pct	Dig		BS	BA	BE	BHE
1	Matt West	5	0	0	1	.000	49	106	.462	1	3	21	.857	0	0	0.000	7	1	3	0	0	-
3	Nikola Antonijevic	5	4	2	8	.250	2	2	1000	0	1	9	.889	0	0	0.000	2	1	7	0	0	-
5	Matt Tarantino	5	7	2	19	.263	0	1	0.000	2	3	18	.833	0	0	0.000	2	0	2	0	0	-
6	Kyle Gerrans	5	6	5	23	.043	1	4	.250	1	1	16	.938	18	2	.900	11	0	2	0	0	-
13	Parker Kalmbach	5	17	4	32	.406	1	4	.250	0	1	15	.933	0	0	0.000	4	0	4	0	0	-
14	Josh Taylor	5	21	12	45	.200	0	0	0.000	1	4	19	.789	30	1	.968	2	1	3	0	0	-
10	Scott Rhein	4	0	1	1	-1.000	0	1	0.000	0	2	5	.600	2	0	1000	0	0	0	0	0	-
16	Max States	4	0	0	0	.000	0	0	0.000	1	1	5	.800	0	0	0.000	0	0	0	0	0	-
17	Leonardo Granato	2	0	0	0	.000	0	0	0.000	0	0	0	.000	0	0	0.000	0	0	0	0	0	-
18	Brennan Anderson	5	0	0	0	.000	1	6	.167	0	0	0	.000	29	2	.935	9	3	21	0	0	-
Totals		5	55	26	129	.225	54	124	.435	6	16	108	.852	79	5	.940	37	3	21	0	0	-

Team Attack By Set

Set	K	E	TA	Pct
1	11	3	20	.400
2	11	6	23	.217
3	11	9	32	.062
4	10	6	35	.114
5	12	2	19	.526

Site: Malibu, Calif. (Firestone Fieldhouse)
 Date: Jan 31, 2014 Attend: 1432 Time: 2:14
 Referees: Robert Okamura, John Martin, Grissom/Montalv

TOTAL TEAM BLOCKS: 13.5

#	USC	ATTACK				SET			SERVE			RECEIVE			BLOCK			Points				
		S	K	E	TA	Pct	Asst	TA	Pct	SA	SE	TA	Pct	O	RE	Pct	Dig		BS	BA	BE	BHE
2	Chris Lischke	5	3	1	9	.222	1	5	.200	0	0	7	1000	0	0	0.000	1	1	3	0	0	5.5
5	Micah Christenson	5	5	0	7	.714	51	115	.443	1	4	19	.789	2	0	1000	7	0	5	0	0	8.5
9	Alex Slought	5	11	8	23	.130	1	1	1000	1	2	23	.913	27	1	.964	4	1	1	1	0	13.5
10	Cristian Rivera	5	12	7	31	.161	1	2	.500	3	3	21	.857	0	0	0.000	5	0	1	0	0	15.5
23	Andy Benesh	5	8	0	16	.500	0	2	.000	0	3	11	.727	0	0	0.000	0	0	6	1	0	11.0
25	Lucas Yoder	5	23	9	47	.298	1	1	1000	1	1	14	.929	31	1	.969	4	0	3	0	0	25.5
4	Brooks Varni	3	0	0	0	.000	0	0	0.000	0	0	3	1000	0	0	0.000	0	0	0	0	0	0.0
6	Henry Cassidy	5	0	0	0	.000	5	8	.625	0	0	0	.000	21	0	1000	17	0	0	0	0	0.0
7	Maddison McKibbin	2	0	1	2	-.500	0	0	0.000	0	0	0	0.000	0	0	0.000	0	0	0	0	0	0.0
15	Paul Yoder	2	0	0	0	.000	0	0	0.000	0	1	2	.500	0	0	0.000	0	0	0	0	0	0.0
16	Robert Feathers	1	1	1	3	.000	0	0	0.000	0	0	2	1000	0	0	0.000	0	0	1	0	0	1.5
Team																						
Totals		5	63	27	138	.261	60	134	.448	6	14	102	.863	82	5	.943	38	2	20	2	0	81.0

Team Attack By Set

Set	K	E	TA	Pct	Sideout	Pct
1	17	2	25	.600	15-17	88%
2	13	9	32	.125	15-24	62%
3	17	2	28	.536	13-1	

Volleyball Box Score
The Automated ScoreBook
#4 BYU vs #8 Stanford (Feb 15, 2014 at Stanford, Calif.)

#	BYU	ATTACK				SET			SERVE			RECEIVE			BLOCK			Points				
		S	K	E	TA	Pct	Asst	TA	Pct	SA	SE	TA	Pct	O	RE	Pct	Digs		BS	BA	BE	BHE
2	HENINGER, Carson	4	4	2	16	.125	0	1	.000	1	1	9	.889	0	0	.000	8	0	3	0	0	-
6	RIVERA, Josue	5	12	5	28	.250	0	1	.000	3	3	20	.850	12	3	.800	8	0	2	0	0	-
9	HEAP, Tyler	5	0	0	1	.000	53	109	.486	0	0	16	1000	0	0	.000	10	0	1	1	0	-
15	SANDER, Taylor	5	27	7	48	.417	0	2	.000	2	2	21	.905	47	1	.979	6	0	4	0	0	-
19	YOUNG, Devin	5	9	1	18	.444	0	2	.000	1	6	22	.727	0	0	.000	4	1	1	0	0	-
23	HATCH, Michael	5	5	1	10	.400	0	1	.000	0	1	12	.917	2	0	1000	0	0	7	0	0	-
3	CHANG, Evan	1	0	0	0	.000	0	0	.000	0	0	0	.000	0	0	.000	0	0	0	0	0	-
7	FUCHS, Phil	1	0	0	0	.000	0	0	.000	0	0	1	1000	0	0	.000	0	0	0	0	0	-
11	UNDERWOOD, Matt	3	3	1	9	.222	2	4	.500	0	0	3	1000	0	0	.000	2	0	0	0	0	-
12	REYES, Jaylen	5	0	0	0	.000	3	7	.429	0	0	0	.000	14	0	1000	7	0	0	0	0	-
Totals		5	60	17	130	.331	58	127	.457	7	13	104	.875	76	4	.950	45	1	18	1	0	-

Team Attack By Set

Set	K	E	TA	Pct
1	16	2	24	.583
2	11	5	36	.167
3	12	4	31	.258
4	13	4	27	.333
5	8	2	12	.500

SET SCORES

	1	2	3	4	5	Team Records:
BYU (3)	25	20	25	20	15	10-3, 10-1 MPSF
Stanford (2)	22	25	21	25	7	8-5, 5-5 MPSF

TOTAL TEAM BLOCKS: 10.0

#	Stanford	ATTACK				SET			SERVE			RECEIVE			BLOCK			Points				
		S	K	E	TA	Pct	Asst	TA	Pct	SA	SE	TA	Pct	O	RE	Pct	Digs		BS	BA	BE	BHE
4	Kaminski, Conrad	5	5	0	10	.500	2	2	1000	0	4	12	.667	1	0	1000	0	0	3	1	0	-
7	Falls, Denny	5	1	1	9	.000	2	4	.500	1	0	16	1000	0	0	.000	1	0	2	1	0	-
8	Shaw, James	5	6	2	13	.308	48	104	.462	0	5	13	.615	0	0	.000	6	0	2	0	0	-
10	Cook, Brian	5	20	5	43	.349	3	6	.500	0	5	13	.615	33	0	1000	9	0	1	0	0	-
12	Irvin, Steven	5	17	4	32	.406	1	4	.250	1	2	24	.917	20	4	.833	13	0	3	0	0	-
13	Mochalski, Eric	5	16	5	34	.324	2	4	.500	2	5	19	.737	0	0	.000	5	0	2	0	0	-
1	Ctvrlik, Joe	3	0	0	0	.000	0	0	.000	0	0	4	1000	0	0	.000	0	0	0	0	0	-
6	Delgado, Grant	3	0	0	0	.000	1	2	.500	0	0	0	.000	10	1	.909	3	0	0	0	0	-
16	Sakaida, Scott	4	0	0	0	.000	1	6	.167	0	0	0	.000	18	2	.900	7	0	0	0	0	-
Totals		5	65	17	141	.340	60	132	.455	4	21	101	.792	84	7	.923	44	0	12	2	0	-

Team Attack By Set

Set	K	E	TA	Pct
1	16	2	26	.538
2	16	4	32	.375
3	13	7	38	.158
4	17	1	31	.516
5	3	3	14	.000

Site: Stanford, Calif. (Maples Pavilion)
Date: Feb 15, 2014 Attend: 1197 Time: 2:17
Referees: John Kinyon, Bill Forrester

TOTAL TEAM BLOCKS: 6.0

Volleyball Box Score
The Automated ScoreBook
#7 USC vs #2 BYU (Feb 28, 2014 at Provo, Utah)

#	USC	ATTACK				SET			SERVE			RECEIVE			BLOCK			Points				
		S	K	E	TA	Pct	Asst	TA	Pct	SA	SE	TA	Pct	O	RE	Pct	Digs		BS	BA	BE	BHE
1	Tanner Jansen	3	9	5	23	.174	0	1	.000	0	0	8	1000	1	0	1000	3	0	0	0	0	-
5	Micah Christenson	3	2	0	3	.667	31	64	.484	0	2	12	.833	1	0	1000	10	0	1	0	0	-
7	Maddison McKibbin	3	11	4	21	.333	1	5	.200	0	3	11	.727	26	1	.963	3	0	0	1	0	-
22	Tommy Leonard	3	2	4	8	.250	1	2	.500	0	0	8	1000	0	0	.000	0	1	1	1	0	-
23	Andy Benesh	3	2	3	5	.200	0	0	.000	0	1	12	.917	0	0	.000	4	0	0	0	0	-
25	Lucas Yoder	3	12	4	22	.364	2	7	.286	0	2	8	.750	15	5	.750	4	0	1	2	0	-
6	Henry Cassidy	3	0	0	0	.000	3	6	.500	0	0	0	.000	17	0	1000	7	0	0	0	0	-
14	Christopher Orenic	1	0	0	1	.000	0	0	.000	0	0	1	1000	0	0	.000	1	0	0	0	0	-
19	Joey Booth	1	0	0	0	.000	0	0	.000	0	0	0	.000	1	0	1000	0	0	0	0	0	-
Totals		3	38	20	83	.217	38	85	.447	0	8	60	.867	61	6	.910	32	1	3	4	0	-

Team Attack By Set

Set	K	E	TA	Pct
1	12	10	26	.077
2	12	4	24	.333
3	14	6	33	.242

Site: Provo, Utah (Smith Fieldhouse)
Date: Feb 28, 2014 Attend: 4022 Time: 1h 26m
Referees: Tom Given, Les Calles, Cassie Southworth

TOTAL TEAM BLOCKS: 2.5

#	BYU	ATTACK				SET			SERVE			RECEIVE			BLOCK			Points				
		S	K	E	TA	Pct	Asst	TA	Pct	SA	SE	TA	Pct	O	RE	Pct	Digs		BS	BA	BE	BHE
6	RIVERA, Josue	3	5	2	17	.176	0	2	.000	0	1	8	.875	16	1	.941	4	0	1	1	0	-
9	HEAP, Tyler	3	0	0	1	.000	36	76	.474	0	0	14	1000	0	0	.000	3	0	4	1	1	-
11	UNDERWOOD, Matt	3	15	2	24	.542	1	2	.500	0	0	13	1000	0	0	.000	3	0	1	1	0	-
15	SANDER, Taylor	3	15	6	29	.310	0	2	.000	4	4	13	.692	17	0	1000	7	0	3	0	0	-
19	YOUNG, Devin	3	3	2	11	.091	0	0	.000	0	1	10	.900	1	0	1000	0	0	3	0	0	-
23	HATCH, Michael	3	3	1	9	.222	0	0	.000	0	0	10	1000	0	0	.000	0	0	1	4	0	-
12	REYES, Jaylen	3	0	0	0	.000	0	4	.000	0	0	0	.000	18	0	1000	2	0	0	0	0	-
Totals		3	41	13	91	.308	37	86	.430	6	7	74	.905	52	0	1000	19	1	17	3	1	-

Team Attack By Set

Set	K	E	TA	Pct
1	12	6	30	.200
2	16	2	27	.519
3	13	5	34	.235

Site: Provo, Utah (Smith Fieldhouse)
Date: Feb 28, 2014 Attend: 4022 Time: 1h 26m
Referees: Tom Given, Les Calles, Cassie Southworth

TOTAL TEAM BLOCKS: 9.5

Volleyball Box Score
The Automated ScoreBook
#4 Pepperdine vs #2 BYU (Mar 01, 2014 at Provo, Utah)

#	Pepperdine	ATTACK				SET			SERVE			RECEIVE			BLOCK			Points				
		S	K	E	TA	Pct	Asst	TA	Pct	SA	SE	TA	Pct	O	RE	Pct	Digs		BS	BA	BE	BHE
1	Matt West	3	0	0	1	.000	30	69	.435	0	1	16	.938	1	0	1000	3	0	0	0	0	-
3	Nikola Antonijevic	3	3	1	5	.400	0	2	.000	1	2	9	.778	0	0	.000	0	0	0	0	0	-
5	Matt Tarantino	3	6	1	10	.500	0	0	.000	0	4	10	.600	1	0	1000	3	0	7	0	0	-
6	Kyle Gerrans	3	8	2	22	.273	0	2	.000	1	1	9	.889	15	0	1000	3	0	1	1	0	-
13	Parker Kalmbach	3	13	5	28	.286	0	1	.000	0	1	11	.909	0	0	.000	6	0	6	0	0	-
14	Josh Taylor	3	3	6	16	.188	0	2	.000	1	4	14	.714	14	1	.933	2	0	1	0	0	-
17	Leonardo Granato	2	0	0	0	.000	0	0	.000	0	0	0	.000	0	0	.000	0	0	0	0	0	-
18	Brennan Anderson	3	0	0	0	.000	2	7	.286	0	0	0	.000	28	1	.966	1	0	0	0	0	-
Totals		3	33	15	82	.220	32	83	.386	3	13	69	.812	59	2	.967	18	0	15	1	0	-

Volleyball Box Score
The Automated ScoreBook
#2 BYU vs Cal State Northridge (Mar 08, 2014 at NORTHRIDGE, Calif.)

Volleyball Box Score
The Automated ScoreBook
#8 UC Irvine vs #3 BYU (Mar 14, 2014 at Provo, Utah)

#	BYU	ATTACK			SET			SERVE			RECEIVE			BLOCK			Points					
		S	K	E	TA	Pct	Asst	TA	Pct	SA	SE	TA	Pct	O	RE	Pct		Dig	BS	BA	BH	BE
5	MERETEVE, Kiril	1	2	2	8	.000	0	0	.000	0	2	4	.500	9	1	.900	0	1	2	0	0	-
9	HEAP, Tyler	4	0	0	0	.000	38	85	.447	0	1	11	.909	0	0	.000	9	0	1	0	0	-
15	SANDER, Taylor	4	13	6	35	.200	4	8	.500	1	2	14	.857	21	2	.913	4	0	4	0	0	-
16	DOBBERT, Tim	4	15	3	28	.429	1	3	.333	2	3	14	.786	0	0	.000	1	0	3	0	0	-
19	YOUNG, Devin	4	5	1	10	.400	0	2	.000	2	3	18	.833	0	0	.000	1	0	6	1	0	-
23	HATCH, Michael	4	6	0	8	.750	0	2	.000	1	1	22	.955	0	0	.000	4	0	4	0	0	-
6	RIVERA, Josue	3	7	2	23	.217	0	1	.000	1	1	17	.941	15	2	.882	6	0	1	1	0	-
12	REYES, Jaylen	4	0	0	0	.000	2	7	.286	0	0	0	.000	19	1	.950	12	0	0	0	0	-
Totals		4	48	14	112	.304	45	108	.417	7	13	100	.870	64	6	.914	37	1	21	2	0	-

#	UC Irvine	ATTACK			SET			SERVE			RECEIVE			BLOCK			Points					
		S	K	E	TA	Pct	Asst	TA	Pct	SA	SE	TA	Pct	O	RE	Pct		Dig	BS	BA	BH	BE
2	Hughes, Connor	3	10	1	16	.562	0	1	.000	2	0	12	1000	21	1	.955	3	0	0	0	0	-
6	Stork, Daniel	3	0	0	0	.000	27	71	.380	1	0	9	1000	0	0	.000	5	0	0	0	0	-
11	Kevoorken, Scott	3	3	0	4	.750	0	1	.000	1	0	9	1000	0	0	.000	0	0	0	0	0	-
13	Mehring, Collin	3	1	1	4	.000	1	1	1000	0	0	10	1000	1	0	.000	0	1	2	0	0	-
14	Dejno, Jeremy	3	8	4	25	.160	0	3	.000	0	3	9	.667	25	2	.926	2	0	1	0	0	-
17	La Cavera, Zack	3	5	7	15	-.133	0	0	.000	0	4	5	.200	0	0	.000	2	0	0	0	0	-
3	Hershko, Tamir	2	2	4	15	-.133	0	0	.000	0	2	3	.333	0	0	.000	2	0	1	0	0	-
8	Brinkley, Michael	3	0	0	0	.000	2	5	.400	0	0	0	.000	11	0	1000	6	0	0	0	0	-
15	Russell, Kyle	3	1	1	3	.000	0	0	.000	0	2	5	.600	0	0	.000	1	0	1	0	0	-
Totals		3	30	18	82	.146	30	82	.366	4	11	62	.823	58	3	.951	21	1	5	0	0	-

Team Attack By Set

Set	K	E	TA	Pct
1	14	3	30	.367
2	10	2	22	.364
3	14	8	39	.154
4	10	1	21	.429

TOTAL TEAM BLOCKS: 11.5

SET SCORES 1 2 3 4 **Team Records:**
 BYU (3) 25 25 26 25 13-4, 13-2 MPSF
 Cal State Northridge (1) 22 23 28 18 6-11, 6-10 MPSF

Team Attack By Set

Set	K	E	TA	Pct
1	13	6	24	.292
2	12	4	26	.308
3	5	8	32	-.094

TOTAL TEAM BLOCKS: 3.5

SET SCORES 1 2 3 **Team Records:**
 UC Irvine (0) 22 22 17 14-9, 11-8 MPSF
 BYU (3) 25 25 25 14-4, 14-2 MPSF

#	Cal State Northridge	ATTACK			SET			SERVE			RECEIVE			BLOCK			Points					
		S	K	E	TA	Pct	Asst	TA	Pct	SA	SE	TA	Pct	O	RE	Pct		Dig	BS	BA	BH	BE
5	Jakub Ciesla	4	10	7	29	.103	3	7	.429	2	5	15	.667	0	0	.000	13	0	3	0	1	-
8	Kyle Stevenson	4	3	2	6	.167	3	8	.375	0	1	8	.875	37	3	.925	8	0	0	0	0	-
11	Sam Holt	4	32	8	61	.393	2	7	.286	2	2	15	.867	13	0	1000	4	0	0	0	0	-
12	Vaughn Wellenreiter	4	3	0	8	.375	0	1	.000	0	3	9	.667	0	0	.000	0	1	3	0	0	-
15	Travis Magorien	4	2	1	5	.200	45	99	.455	0	4	16	.750	0	0	.000	8	0	2	0	0	-
17	Greg Faulkner	4	7	2	13	.385	0	2	.000	0	2	9	.778	0	0	.000	2	0	2	0	0	-
3	Bradley Sakaida	4	0	0	0	.000	2	7	.286	0	0	0	.000	22	2	.917	6	0	0	0	0	-
4	Damani Lenore	2	0	0	0	.000	0	0	.000	1	2	4	.500	0	0	.000	0	0	0	0	0	-
6	Justin Beskeen	1	0	0	0	.000	0	0	.000	0	0	1	1000	0	0	.000	0	0	0	0	0	-
13	Andrew Freiha	4	1	2	3	-.333	0	1	.000	0	3	7	.571	8	1	.889	2	0	0	0	0	-
19	Colby Magorien	4	0	0	0	.000	0	0	.000	1	0	8	1000	0	0	.000	0	0	0	0	0	-
Team																						
Totals		4	58	22	125	.288	55	132	.417	6	22	92	.761	80	7	.920	45	1	10	0	1	-

#	BYU	ATTACK			SET			SERVE			RECEIVE			BLOCK			Points					
		S	K	E	TA	Pct	Asst	TA	Pct	SA	SE	TA	Pct	O	RE	Pct		Dig	BS	BA	BH	BE
6	RIVERA, Josue	3	9	2	16	.438	0	3	.000	1	3	13	.769	26	2	.929	6	0	5	0	0	-
9	HEAP, Tyler	3	0	0	0	.000	41	64	.641	0	1	9	.889	0	0	.000	5	1	3	0	0	-
15	SANDER, Taylor	3	19	5	33	.424	1	3	.333	0	2	17	.882	11	0	1000	4	0	3	0	0	-
16	DOBBERT, Tim	3	11	4	22	.318	0	2	.000	2	3	10	.700	0	0	.000	2	0	4	0	0	-
19	YOUNG, Devin	3	1	1	4	.000	0	1	.000	0	3	13	.769	0	0	.000	1	0	5	1	0	-
23	HATCH, Michael	3	3	1	6	.333	0	1	.000	0	1	12	.917	0	0	.000	2	0	6	0	0	-
12	REYES, Jaylen	3	0	0	0	.000	1	6	.167	0	0	0	.000	10	2	.833	6	0	0	0	0	-
Totals		3	43	13	81	.370	43	80	.538	3	13	74	.824	47	4	.922	26	1	26	1	0	-

Team Attack By Set

Set	K	E	TA	Pct
1	13	7	30	.200
2	17	3	28	.500
3	17	5	40	.300
4	11	7	27	.148

TOTAL TEAM BLOCKS: 6.0

SET SCORES 1 2 3 **Team Records:**
 UC San Diego (0) 15 21 15 2-19, 1-18 MPSF
 BYU (3) 25 25 25 15-4, 15-2 MPSF

Site: NORTHRIDGE, Calif. (The Matadome)
 Date: Mar 08, 2014 Attend: 843 Time: 2:06
 Referees: Tony Chan, Verna Klubnikin

Team Attack By Set

Set	K	E	TA	Pct
1	13	3	24	.417
2	12	6	30	.400
3	13	5	27	.296

TOTAL TEAM BLOCKS: 14.0

Site: Provo, Utah (Smith Fieldhouse)
 Date: Mar 14, 2014 Attend: 3527 Time: 1h 30m
 Referees: Mike Farrish, Maile Jewkes, Holly Taylor

Volleyball Box Score
The Automated ScoreBook
UC San Diego vs #3 BYU (Mar 15, 2014 at Provo, Utah)

Volleyball Box Score
The Automated ScoreBook
California Baptist vs #3 BYU (Mar 22, 2014 at Provo, Utah)

#	UC San Diego	ATTACK			SET			SERVE			RECEIVE			BLOCK			Points					
		S	K	E	TA	Pct	Asst	TA	Pct	SA	SE	TA	Pct	O	RE	Pct		Dig	BS	BA	BH	BE
10	Mike Brunsting	3	11	4	24	.292	0	4	.000	0	3	10	.700	24	0	1000	8	0	1	0	0	-
11	Scot Metzger	3	7	3	18	.222	0	2	.000	0	4	7	.429	12	3	.800	2	0	0	0	0	-
14	Garrett Dempsey	3	0	0	0	.000	31	69	.449	0	0	8	1000	0	0	.000	6	0	0	1	0	-
15	Mathew Schnitzer	3	4	2	11	.182	1	3	.333	0	0	5	1000	0	0	.000	1	0	0	0	0	-
22	Johl Awerkamp	3	8	4	19	.211	0	2	.000	0	2	8	.750	5	2	.714	3	0	0	0	0	-
23	Fred Stahl	3	5	1	9	.444	0	0	.000	0	1	8	.875	0	0	.000	1	0	1	0	0	-
2	Ian Colbert	1	0	0	0	.000	0	0	.000	0	1	1	.000	0	0	.000	0	0	0	0	0	-
12	Tanner Howard	3	0	0	0	.000	2	6	.333	0	0	0	.000	16	0	1000	5	0	0	0	0	-
19	Shayne Beamer	2	0	0	0	.000	1	1	1000	0	0	0	.000	0	0	.000	0	0	0	0	0	-</

Volleyball Box Score
The Automated ScoreBook
#5 UCSB vs #2 BYU (Mar 28, 2014 at Provo, Utah)

Volleyball Box Score
The Automated ScoreBook
#9 UCLA vs #2 BYU (Mar 29, 2014 at Provo, Utah)

#	UCSB	ATTACK				SET			SERVE			RECEIVE			BLOCK			Points				
		S	K	E	TA	Pct	Asst	TA	Pct	SA	SE	TA	Pct	O	RE	Pct	Digs		BS	BA	BE	BHE
4	Hanley, Matt	5	14	8	36	.167	1	2	.500	0	3	.14	.786	30	2	.938	5	0	0	0	0	-
8	Nielsen, Weston	5	15	6	32	.281	0	8	.000	1	1	.21	.952	30	1	.968	5	0	5	1	0	-
9	Thompson, Ryan	5	5	2	11	.273	1	3	.333	0	2	.10	.800	1	0	1.000	0	0	3	2	0	-
12	Staahl, Jake	5	9	3	19	.316	0	2	.000	1	0	.18	1.000	0	0	.000	1	1	7	0	0	-
22	Seif, Jonah	5	2	1	6	.167	51	113	.451	0	2	.12	.833	1	0	1.000	4	0	5	0	0	-
24	Licht, Evan	5	15	9	35	.171	0	0	.000	0	3	.19	.842	0	0	.000	5	0	2	0	0	-
7	Kinaj, Austin	4	0	0	1	.000	0	0	.000	0	0	4	1.000	0	0	.000	0	0	0	0	0	-
10	Kinaj, Chad	5	0	0	0	.000	3	6	.500	0	0	0	.000	28	1	.966	6	0	0	0	0	-
Totals		5	60	29	140	.221	56	134	.418	2	11	.98	.888	90	4	.957	26	1	22	3	0	-

#	UCLA	ATTACK				SET			SERVE			RECEIVE			BLOCK			Points				
		S	K	E	TA	Pct	Asst	TA	Pct	SA	SE	TA	Pct	O	RE	Pct	Digs		BS	BA	BE	BHE
2	O'Dell, Steve	4	4	0	5	.800	52	102	.510	1	4	.13	.692	1	0	1.000	5	0	4	0	0	-
7	Stahl, Mitch	4	7	1	14	.429	1	3	.333	1	4	.14	.714	0	0	.000	0	0	4	0	0	-
10	Reeves, Jake	4	3	1	8	.250	1	2	.500	0	1	.8	.875	19	0	1.000	4	0	0	0	0	-
14	Kersten, Trent	4	8	1	11	.636	1	1	1.000	0	0	.17	1.000	0	0	.000	1	0	2	0	0	-
17	Rowe, Spencer	4	19	4	35	.429	0	2	.000	0	4	.14	.714	0	0	.000	5	0	1	0	0	-
23	Quiroga, Gonzalo	4	15	12	41	.073	4	6	.667	1	1	.20	.950	27	3	.900	9	0	2	0	0	-
1	Bantle, Jackson	3	3	1	4	.500	0	0	.000	0	4	.9	.556	7	0	1.000	1	0	0	0	0	-
15	Page, Robart	2	1	0	1	1.000	0	0	.000	0	0	0	.000	0	0	.000	0	0	0	0	0	-
22	Smith, Hagen	4	0	0	0	.000	0	3	.000	0	0	0	.000	24	1	.960	11	0	0	0	0	-
Totals		4	60	20	119	.336	59	119	.496	3	18	.95	.811	78	4	.951	36	0	13	0	0	-

Team Attack By Set

Set	K	E	TA	Pct
1	11	9	29	.669
2	13	5	26	.308
3	17	4	34	.382
4	12	7	31	.161
5	7	4	20	.150

TOTAL TEAM BLOCKS: 12.0

SET SCORES

1	2	3	4	5	Team Records:
UCSB (2)	17	25	18	13	14-7, 13-7 MPSF
BYU (3)	25	22	21	25	17-4, 17-2 MPSF

Team Attack By Set

Set	K	E	TA	Pct
1	15	3	25	.480
2	13	7	30	.200
3	16	6	32	.312
4	16	4	32	.375

TOTAL TEAM BLOCKS: 6.5

SET SCORES

1	2	3	4	Team Records:	
UCLA (1)	25	22	26	21	15-9, 12-8 MPSF
BYU (3)	22	25	28	25	18-4, 18-2 MPSF

#	BYU	ATTACK				SET			SERVE			RECEIVE			BLOCK			Points				
		S	K	E	TA	Pct	Asst	TA	Pct	SA	SE	TA	Pct	O	RE	Pct	Digs		BS	BA	BE	BHE
6	RIVERA, Josue	5	7	5	17	.118	1	1	1.000	0	4	.16	.750	22	2	.917	7	1	0	0	0	-
9	HEAP, Tyler	5	1	0	1	1.000	56	105	.533	0	0	.20	1.000	0	0	.000	4	0	5	0	0	-
15	SANDER, Taylor	5	27	6	44	.477	3	5	.600	1	6	.15	.600	36	0	1.000	5	0	8	1	1	-
16	DOBBERT, Tim	2	2	5	9	.333	0	0	.000	0	0	4	1.000	0	0	.000	2	0	1	0	0	-
19	YOUNG, Devin	5	7	2	12	.417	0	0	.000	2	3	.25	.880	0	0	.000	1	1	3	0	0	-
23	HATCH, Michael	5	7	0	13	.538	1	2	.500	1	1	.16	.938	0	0	.000	2	0	9	0	0	-
7	FUCHS, Phil	1	2	1	4	.250	0	0	.000	0	0	3	1.000	8	0	1.000	1	0	0	0	0	-
11	UNDERWOOD, Matt	4	11	1	16	.625	0	0	.000	0	0	9	1.000	0	0	.000	3	0	1	0	0	-
12	REYES, Jaylen	5	0	0	0	.000	3	6	.500	0	0	0	.000	19	0	1.000	7	0	0	0	0	-
Totals		5	64	20	116	.379	64	119	.538	4	14	.108	.870	85	2	.977	32	2	27	1	1	-

Team Attack By Set

Set	K	E	TA	Pct
1	13	2	18	.611
2	13	10	28	.107
3	14	4	26	.385
4	14	0	26	.538
5	10	4	18	.333

TOTAL TEAM BLOCKS: 15.5

Site: Provo, Utah (Smith Fieldhouse)
Date: Mar 28, 2014 Attend: 3048 Time: 2h 16m
Referees: Tom Given, Maile Jewkes, Jacqueline Critchlow

#	BYU	ATTACK				SET			SERVE			RECEIVE			BLOCK			Points				
		S	K	E	TA	Pct	Asst	TA	Pct	SA	SE	TA	Pct	O	RE	Pct	Digs		BS	BA	BE	BHE
7	FUCHS, Phil	1	4	2	7	.286	0	1	.000	0	0	.2	1.000	3	1	.750	0	0	0	0	0	-
9	HEAP, Tyler	4	0	0	2	.000	48	89	.539	0	0	.17	1.000	0	0	.000	10	0	1	0	0	-
15	SANDER, Taylor	4	23	3	38	.526	0	0	.000	2	4	.20	.800	24	0	1.000	4	0	3	1	0	-
16	DOBBERT, Tim	4	10	3	20	.350	1	3	.333	2	4	.19	.789	0	0	.000	5	1	6	0	0	-
19	YOUNG, Devin	4	4	1	8	.375	0	0	.000	0	3	.13	.769	1	0	1.000	1	0	7	0	0	-
23	HATCH, Michael	4	5	1	11	.364	0	0	.000	0	2	.17	.882	1	0	1.000	1	0	4	0	0	-
6	RIVERA, Josue	4	11	4	26	.269	1	5	.200	0	3	.10	.700	25	1	.962	4	0	4	1	0	-
12	REYES, Jaylen	4	0	0	0	.000	3	8	.375	0	1	1	1.000	20	1	.952	6	0	0	0	0	-
Totals		4	57	14	112	.384	53	106	.500	4	17	.99	.828	74	3	.961	31	1	25	2	0	-

Team Attack By Set

Set	K	E	TA	Pct
1	13	4	26	.346
2	13	3	26	.385
3	14	5	30	.300
4	17	2	30	.500

TOTAL TEAM BLOCKS: 13.5

Site: Provo, Utah (Smith Fieldhouse)
Date: Mar 29, 2014 Attend: 3864 Time: 2h 16m
Referees: Les Calles, Maile Jewkes, Holly Taylor

The Automated ScoreBook BYU Combined Team Statistics (as of Mar 29, 2014) All matches

Overall record: 18-4 Conf: 18-2 Home: 11-0 Away: 7-4 Neutral: 0-0

#	Player	sp	Attack				pct	Set		Serve			re	Dig		Blocking					points	
			k	k/s	e	ta		a	a/s	sa	se	sa/s		dig	dig/s	bs	ba	total	blk/s	be		bhe
3	CHANG, Evan	10	1	0.10	0	1	1.000	1	0.10	0	0	0.00	1	8	0.80	0	0	0	0.00	0	0	-
12	REYES, Jaylen	80	1	0.01	0	1	1.000	47	0.59	0	1	0.00	18	140	1.75	0	0	0	0.00	0	0	-
19	YOUNG, Devin	79	122	1.54	28	222	.423	2	0.03	17	56	0.22	2	24	0.30	5	83	88	1.11	8	0	-
18	SUTTON, Robbie	12	4	0.33	1	8	.375	82	6.83	1	2	0.08	0	12	1.00	0	4	4	0.33	2	0	-
23	HATCH, Michael	66	71	1.08	13	157	.369	5	0.08	6	19	0.09	0	27	0.41	5	93	98	1.48	3	0	-
17	GROSH, Joe	27	34	1.26	10	66	.364	2	0.07	4	10	0.15	1	9	0.33	1	23	24	0.89	1	1	-
15	SANDER, Taylor	80	376	4.70	116	749	.347	23	0.29	36	65	0.45	14	121	1.51	1	68	69	0.86	7	1	-
11	UNDERWOOD, Matt	31	85	2.74	26	182	.324	5	0.16	4	10	0.13	0	38	1.23	0	16	16	0.52	3	0	-
16	DOBBERT, Tim	23	61	2.65	22	128	.305	2	0.09	6	16	0.26	0	22	0.96	1	20	21	0.91	1	0	-
2	HENINGER, Carson	33	74	2.24	30	162	.272	2	0.06	6	15	0.18	0	30	0.91	2	31	33	1.00	3	1	-
9	HEAP, Tyler	77	12	0.16	6	27	.222	837	10.87	4	17	0.05	0	122	1.58	2	45	47	0.61	2	4	-
6	RIVERA, Josue	72	150	2.08	68	376	.218	7	0.10	20	48	0.28	20	104	1.44	2	40	42	0.58	8	0	-
7	FUCHS, Phil	24	49	2.04	23	127	.205	2	0.08	2	8	0.08	5	18	0.75	1	9	10	0.42	0	0	-
5	MERETEV, Kiril	14	22	1.57	15	66	.106	1	0.07	1	5	0.07	4	10	0.71	1	13	14	1.00	0	0	-
10	LANGLOIS, Jake	9	10	1.11	8	33	.061	0	0.00	1	5	0.11	1	5	0.56	0	4	4	0.44	1	0	-
BYU		83	1072	12.92	366	2305	.306	1018	12.27	108	277	1.30	77	690	8.31	21	449	245.5	2.96	39	7	-
Opponents		83	1037	12.49	442	2354	.253	992	11.95	77	303	0.93	108	726	8.75	30	257	158.5	1.91	26	5	-

Team Statistics	BYU	OPP
ATTACK		
Kills	1072	1037
Errors	366	442
Total Attacks	2305	2354
Attack Pct	.306	.253
Kills/Set	12.9	12.5
SET		
Assists	1018	992
Attempts	2258	2361
Assist Pct	.451	.420
Assists/Set	12.3	12.0
SERVE		
Aces	108	77
Errors	277	303
Attempts	1935	1788
Serve Pct	.857	.831
Aces/Set	1.3	0.9
SERVE RECEPTIONS		
Errors	77	108
Errors/Set	0.9	1.3
Attempts	1485	1658
Reception Pct	.948	.935
DEFENSE		
Digs	690	726
Digs/Set	8.3	8.7
BLOCKING		
Block Solo	21	30
Block Assist	449	257
Total Blocks	245.5	158.5
Blocks/Set	3.0	1.9
Block Errors	39	26
Ball handling errors	7	5
ATTENDANCE		
Total	39096	12762
Dates/Avg Per Date	11/3554	11/1160
Neutral site #/Avg	0/0	-
Current win streak	6	-
Home win streak	11	-

Date	Opponent	Score	Score by set	Att.
Jan 03	at #7 Loyola Chicago	L 0-3	26-28,23-25,22-25	653
Jan 04	at #10 LEWIS	L 1-3	22-25,25-23,21-25,23-25	867
*Jan 10	CAL STATE NORTHRIDGE	w 3-0	25-23,25-22,25-15	3039
*Jan 11	#1 LONG BEACH STATE	w 3-1	25-20,23-25,25-20,25-20	2992
*Jan 17	at #7 UC Irvine	w 3-2	19-25,34-32,21-25,25-18,15-12	2793
*Jan 18	at UC San Diego	w 3-0	25-12,25-19,25-17	826
*Jan 24	#6 STANFORD	w 3-1	25-20,19-25,25-23,25-21	5248
*Jan 25	PACIFIC	w 3-0	25-19,25-20,25-19	2889
*Jan 31	at #3 Pepperdine	L 2-3	19-25,25-17,21-25,28-26,11-15	1432
*Feb 01	at #5 USC	w 3-2	16-25,25-22,15-25,25-20,15-10	1075
*Feb 03	at California Baptist	w 3-0	33-31,25-18,25-20	1119
*Feb 14	at Pacific	w 3-1	25-19,25-16,20-25,25-19	312
*Feb 15	at #8 Stanford	w 3-2	25-22,20-25,25-21,20-25,15-7	1197
*Feb 28	#7 USC	w 3-0	25-22,25-16,25-21	4022
*Mar 01	#4 PEPPERDINE	w 3-0	25-22,25-23,25-22	4351
*Mar 07	at #3 Long Beach State	L 1-3	21-25,16-25,27-25,24-26	1645
*Mar 08	at Cal State Northridge	w 3-1	25-22,25-23,26-28,25-18	843
*Mar 14	#8 UC IRVINE	w 3-0	25-22,25-22,25-17	3527
*Mar 15	UC SAN DIEGO	w 3-0	25-15,25-21,25-15	3157
*Mar 22	CALIFORNIA BAPTIST	w 3-0	25-20,26-24,25-22	2959
*Mar 28	#5 UCSB	w 3-2	25-17,22-25,21-25,25-18,15-13	3048
*Mar 29	#9 UCLA	w 3-1	22-25,25-22,28-26,25-21	3864

Record in 3-set matches:9-1 • Record in 4-set matches:5-2 • Record in 5-set matches:4-1