

Y VOLLEYBALL

Rachel Hawks, BYU Athletic Communications | O: (801) 422-8999 | mvolleyball_sid@byu.edu | twitter: @byuvolleyball, facebook.com/byuvolleyball

BYU 2014 SCHEDULE

Date	Day	Opponent	Time/Result	TV
1/3	Fri	@ No. 7 Loyola	L, 3-0	
1/4	Sat	@ No. 10 Lewis	L, 3-1	
1/10	Fri	Cal State Northridge	W, 3-0	BYUtV
1/11	Sat	No. 1 Long Beach St.	W, 3-1	
1/17	Fri	@ No. 7 UC Irvine	W, 3-2	
1/18	Sat	@ UC San Diego	W, 3-0	
1/24	Fri	No. 6 Stanford	W, 3-1	BYUtV
1/25	Sat	Pacific	W, 3-0	BYUtV
1/31	Fri	@ No. 3 Pepperdine	L, 3-2	
2/1	Sat	@ No. 5 USC	W, 3-2	
2/3	Mon	@ Cal Baptist	W, 3-0	
2/14	Fri	@ Pacific	W, 3-1	
2/15	Sat	@ No. 8 Stanford	W, 3-2	
2/28	Fri	USC	7 p.m. MST	BYUtV
3/1	Sat	Pepperdine	7 p.m. MST	BYUtV
3/7	Fri	@ Long Beach St.	7 p.m. PST	
3/8	Sat	@ Cal St. Northridge	7 p.m. PST	
3/14	Fri	UC Irvine	7 p.m. MDT	BYUtV
3/15	Sat	UC San Diego	7 p.m. MDT	BYUtV
3/22	Sat	Cal Baptist	7 p.m. MDT	BYUR
3/28	Fri	UC Santa Barbara	7 p.m. MDT	BYUtV
3/29	Sat	UCLA	8 p.m. MDT	BYUtV
4/4	Fri	@ Hawai'i	7 p.m. HST	
4/5	Sat	@ Hawai'i	7 p.m. HST	
4/11	Fri	@ UC Santa Barbara	7 p.m. PDT	
4/12	Sat	@ UCLA	7 p.m. PDT	

TEAM COMPARISON

(as of 2/24)

CATEGORY	BYU
W-L	10-3
Last 10	9-1
Last 5	4-1
Sets	51
Kills	635
Kills Per Set	12.45
Opp. Kills Per Set	12.16
Hitting %	.286
Opp. Hitting %	.242
Assists Per Set	11.88
Aces Per Set	1.41
Digs Per Set	8.25
Opp. Digs Per Set	8.59
Blocks Per Set	2.83
Solo Blocks	13
Block Assists Per Set	5.16

USC	CATEGORY	PEPPERDINE
9-5	W-L	7-3
6-4	Last 10	7-3
3-2	Last 5	3-2
54	Sets	40
763	Kills	524
14.13	Kills Per Set	13.10
11.57	Opp. Kills Per Set	12.70
.283	Hitting %	.285
.233	Opp. Hitting %	.243
13.30	Assists Per Set	12.30
.70	Aces Per Set	.98
10.74	Digs Per Set	10.35
8.67	Opp. Digs Per Set	8.90
2.37	Blocks Per Set	3.26
31	Solo Blocks	16
3.59	Block Assists Per Set	5.73

HOME



No. 2 BYU COUGARS (10-3, 10-1 MPSF)

Head Coach Chris McGown
Alma Mater BYU, 1994
Career Record 60-15 (.800)
Record at BYU Same
Years at BYU 3
Record vs. USC 5-0
Record vs. Pep 3-2

AWAY



NO. 7 USC TROJANS (9-5, 8-5 MPSF)

Head Coach Bill Ferguson Career Record 124-88
Alma Mater Santa Monica Record at USC Same
Years at USC 8 Record vs. BYU 4-11

NO. 4 PEPPERDINE WAVES (8-3, 8-3 MPSF)

Head Coach Marv Dunphy Career Record 488-243
Alma Mater USC, 1978 Record at Pep Same
Years at Pep 31 Record vs. BYU 29-25

GAME INFORMATION

USC
First serve Fri., 7:05 p.m. MST
TV BYUtV
Streaming BYUtvsports.com
Live Stats BYUcougars.com
Pepperdine
First serve Sat., 7:05 p.m. MST
TV BYUtV
Streaming BYUtvsports.com
Live Stats BYUcougars.com

SERIES INFORMATION

USC
BYU leads 31-11
Last Meeting BYU won 3-2, 2/1/14
H/A/N 18-4/12-7/1-0
Pepperdine
Pep leads 29-25
Last Meeting Pep won 3-2, 1/31/14
H/A/N 17-8/8-2/10-0

BYU STORYLINES

- **BYU defeated USC 3-2** on the road when the teams met in January.
- **Pepperdine defeated BYU in five sets** in Malibu, Calif., when the teams met in January.
- **60 wins.** BYU head coach Chris McGown collected his 60th career win in a 3-2 victory at Stanford Feb. 15. It was also the team's 10th victory of the season.
- **Taylor Sander moved up to No. 3 in career kills at BYU** in the rally-scoring era with 1,451. He needs 107 more kills to pass Rob Stowell to become the BYU rally-scoring career kills leader and 347 to pass Ryan Millar to become the BYU all-time career kills leader. Sander already holds the BYU all-time career aces record with 152.
- **Win streak.** BYU is on a four-match win streak. It's longest win streak this season is six matches.

BYU ROSTER

No.	Name	Ht.	Pos.	Class	Hometown/Last school
1	Price Jarman	6-8	MB	Fr.	Las Vegas, Nev./Bonanza High School
2	Carson Heninger	6-5	OPP	So.	Magrath, AB, Canada/Mount Royal University
3	Evan Chang	6-0	LIB	So.	San Francisco, Calif./Urban School of San Francisco
5	Kiril Meretev	6-8	OH	Fr.	Saedinenie, Bulgaria/Math High School
6	Josue Rivera	6-3	OH	Jr.	San Juan, P.R./Colegio San Ignacio
7	Phil Fuchs	6-4	OPP	Jr.	Lindon, Utah/Brookfield East High School
8	Nick Valencia	6-7	MB	Sr.	Centerville, Ohio/Centerville High School
9	Tyler Heap	6-6	S	So.	La Jolla, Calif./La Jolla High School
10	Jake Langlois	6-10	MB	Fr.	San Jose, Calif./Santa Teresa High School
11	Matt Underwood	6-6	OH	So.	San Diego, Calif./Rancho Bernardo High School
12	Jaylen Reyes	6-1	LIB	Jr.	Honolulu, Hawaii/Kamehameha Schools
14	Bennett Bird	6-7	OH	Fr.	San Diego, Calif./Westview High School
15	Taylor Sander	6-4	OH	Sr.	Huntington Beach, Calif./Norco High School
16	Tim Dobbert	6-10	OPP	Fr.	Aichelberg, Germany/Claude Dornier Schule
17	Joseph Grosh	6-7	MB	Fr.	Danville, Calif./San Ramon Valley High School
18	Robbie Sutton	6-6	S	So.	San Diego, Calif./Rancho Bernardo High School
19	Devin Young	6-9	MB	Sr.	McMurray, Pa./Peters Township High School
22	Hamilton Day	6-1	S	So.	Newport Beach, Calif./Newport Harbor High School
23	Michael Hatch	6-8	MB	So.	Agoura Hills, Calif./Agoura High School

Head coach: Chris McGown
Assistant coaches: Rob Neilson, Mike Wilton, Carl McGown
Technical assistant: Giuseppe Vinci
Trainer: Blain Empey

Pronunciations

Phil Fuchs	FYOOKS	Kiril Meretev	KIHR-ee-ahl
Carson Heninger	HEHN-in-ger (g sound as in go)	Josue Rivera	Hoh-SWAY Ree-VEH-rah
Jake Langlois	Lang-LOYS	Jaylen Reyes	RAY-uhs

2014 QUICK FACTS

Location Provo, Utah 84602
 Elevation 4,553 feet
 Enrollment 32,980
 Founded October 15, 1875
 Owned LDS Church
 Nickname Cougars
 Mascot Cosmo the Cougar
 Colors Dark Blue and White
 Arena Smith Fieldhouse (5,000)
 Court Elaine Michaelis Court
 BYU President Cecil O. Samuelson (Utah, 1970)
 Athletics Director Tom Holmoe (BYU, 1983)
 Head Coach Chris McGown (BYU, 1994)
 Seasons entering 3rd yr.
 Career Record 60-15 (.800)
 Record at BYU Same
 Assist. Coaches Milke Wilton, Rob Neilson
 Carl McGown, Giuseppe Vinci
 2014 Overall Record 10-3
 2014 MPSF Record 10-1
 2013 Overall Record 26-5
 2013 MPSF Record 21-3
 Final National Ranking No. 2
 Starters Returning/Lost 4/3
 Letterwinners Returning/Lost 7/4
 Newcomers 5
 National Championships 3 (1999, 2001, 2004)
 Winning Seasons 19
 MPSF Championships 4
 AVCA All-America Citations 47
 First Year of Volleyball 1990
 All-time Record 465-217 (.682)

VOLLEYBALL CONTACT

Volleyball SID Rachel Hawks
 Office 801-422-8999
 Cell 801-380-9668
 Email mvolleyball_sid@byu.edu
 Secondary contact Brett Pyne
 Office 801-422-4912
 Email brett_pyne@byu.edu
 Media Relations Main Office 801-422-8948
 Media Relations Fax 801-422-0633
 Website www.byucougars.com
 Twitter @BYUcougars, @BYUvolleyball
 Facebook facebook.com/byuvolleyball
 Address 30 Smith Fieldhouse, Provo, UT 84602

WEEKLY RELEASE

PROVO, Utah—No. 2 BYU men's volleyball returns to the Smith Fieldhouse for the first time in a month, hosting No. 7 USC and No. 4 Pepperdine Friday and Saturday, respectively.

Both matches will be broadcast live on BYUtv and streamed on byutvsports.com. They will begin at 7 p.m. MST.

BYU (10-3, 10-1 MPSF) held onto its No. 2 ranking after a bye week. The Cougars reached second place after defeating then-No. 8 Stanford in a five-set thriller on the road Feb. 15. BYU is No. 1 in the Mountain Pacific Sports Federation.

The Cougars are led by Taylor Sander, who is now No. 3 at BYU for career kills during the rally-scoring era with 1,451. Sander averages 4.46 kills per set this season, good for No. 4 in the nation.

Michael Hatch is No. 3 in the country for blocks per set with 1.49. Leading on the back row is Jaylen Reyes with 1.69 digs per set.

USC's back row is led by Henry Cassiday with 3.10 digs per set. Andy Benesh leads the nation in hitting percentage with a .518 clip, and Micah Christenson is No. 2 nationally in assists per set with 11.70.

The Trojans (9-5, 8-5 MPSF) will face Cal Baptist Wednesday on the road. USC comes off two wins against Hawai'i at home.

The last time BYU met USC, the Cougars won 3-2 on the road Feb. 1.

Pepperdine (8-3, 8-3 MPSF) is led by Josh Taylor with 4.46 kills per set, good for No. 3 in the nation. Nikola Antonijevic averages 1.43 blocks per set, good for No. 4 nationally.

The Waves will play at Cal Baptist Thursday before traveling to Utah. Pepperdine hosted Cal Baptist Saturday and defeated the Lancers 3-1.

The last time BYU faced Pepperdine, the Waves pulled off the win in Malibu, Calif., 3-2 Jan. 31.

RETURNING STARTERS (4)

Jaylen Reyes Jr. 6-1 LIB
 Josue Rivera Jr. 6-3 OH
 Taylor Sander Sr. 6-4 OH
 Devin Young Sr. 6-9 MB

STARTERS LOST (3)

Russ Lavaja Sr. 6-7 MB
 Ryan Boyce Sr. 6-1 S
 Ben Patch Fr. 6-8 OPP

RETURNING LETTERWINNERS (7)

Phil Fuchs Jr. 6-4 OH
 Michael Hatch So. 6-8 MB
 Tyler Heap So. 6-6 S
 Jaylen Reyes Jr. 6-1 LIB
 Josue Rivera Jr. 6-3 OH
 Taylor Sander Sr. 6-4 OH
 Devin Young Sr. 6-9 MB

LETTERWINNERS LOST (4)

Ryan Boyce Sr. 6-1 S
 Russ Lavaja Sr. 6-7 MB
 Steve Rindfleisch Sr. 6-9 OPP
 Ben Patch Fr. 6-8 OPP

OTHERS RETURNING (7)

Evan Chang So. 6-0 LIB
 Joseph Grosh R Fr. 6-7 MB
 Carson Heninger So. 6-5 OPP
 Robbie Sutton So. 6-6 S
 Matt Underwood So. 6-6 OH
 Nick Valencia Sr. 6-7 MB
 Bennett Bird R Fr. 6-5 OH

OTHERS LOST (2)

Andrew Heap Jr. 6-4 OH
 Erik Mayer Sr. 6-6 OPP, OH

BREAKDOWN BY GEOGRAPHY

Alberta, Canada (1)	Germany (1)
Carson Heninger	Tim Dobbert
Bulgaria (1)	Hawai'i (1)
Kiril Meretev	Jaylen Reyes
California (10)	Nevada (1)
Bennett Bird	Price Jarman
Evan Chang	Ohio (1)
Hamilton Day	Nick Valencia
Joseph Grosh	Pennsylvania (1)
Michael Hatch	Devin Young
Tyler Heap	Puerto Rico (1)
Jake Langlois	Josue Rivera
Taylor Sander	Utah (1)
Robbie Sutton	Phil Fuchs
Matt Underwood	

NEWCOMERS (5)

Tim Dobbert	Fr. 6-10 OPP
Price Jarman	R Fr. 6-8 MB (mission)
Jake Langlois	Fr. 6-10 MB
Kiril Meretev	Fr. 6-8 OH
Hamilton Day	So. 6-1 S

BREAKDOWN BY CLASS

Senior: 3
 Junior: 3
 Sophomore: 7
 Freshman: 6

2014 BYU TEAM HIGHS

KILLS	ASSISTS
3 games 42 vs. CBU 2/3	3 games 40 vs. CBU 2/3
4 games 57 vs. STAN 1/24	4 games 55 vs. LBSU 1/11
5 games 67 vs. UCI 1/17	5 games 65 vs. UCI 1/17
ATTEMPTS	DIGS
3 games 91 vs. CBU 2/3	3 games 32 vs. UCSD 1/18
4 games 125 vs. LBSU 1/11	4 games 47 vs. LBSU 1/10
vs. PAC 2/14	5 games 51 vs. UCI 1/17
5 games 151 vs. UCI 1/17	BLOCKS
HIT PERCENTAGE	3 games 9.5 vs. LUC 1/3
3 games377 vs. PAC 1/25	4 games 18.5 vs. PAC 2/14
4 games347 vs. STAN 1/24	5 games 15 vs. PEP 1/31
5 games331 vs. STAN 2/15	

2014 BYU Records When...

Facing ranked opponents	5-3
Facing unranked opponents	5-0
In three sets	4-1
In four sets	3-1
In five sets	3-1
In first set of the match	8-5
In second set of the match	9-4
In third set of the match	7-6
In fourth set of the match	6-2
In fifth set of the match	3-1
Winning first set	8-0
Opponent wins first set	2-3
Recording more kills	8-1
Opponent records more kills	2-2
Opponent and BYU record equal number of kills	0-0
Recording higher hitting percentage	7-1
Opponent records higher hitting percentage	3-2
Opponent and BYU record equal hitting percentage	0-0
Hitting .300+	5-0
Opponent hits .300+	1-1
Three or more Cougars records 10+ kills	3-0
Three or more opponents record 10+ kills	1-1
Out-blocking opponent	9-2
Opponent out-blocks BYU	1-1
Opponent and BYU record equal number of blocks	0-0
Recording 12.0+ blocks	3-1
Opponent records 12.0+ blocks	2-2
Recording more digs	6-1
Opponent records more digs	4-2
Opponent and BYU record equal number of digs	0-0
In January	6-3
In February	4-0
In March	0-0
In April	0-0
In May	0-0
Last 10 matches	9-1
Current Streak	4 W
Longest win streak in 2014	6 W
Playing on Monday	1-0
Playing on Thursday	0-0
Playing on Friday	4-2
Playing on Saturday	5-1

2014 BYU INDIVIDUAL HIGHS

KILLS	3 games 17, Sander vs. CBU 2/3/14
4 games 24, Sander vs. LBSU 1/11/14	
5 games 27, Sander vs. STAN 2/15/14	
ATTEMPTS	3 games 30, Sander vs. CBU 2/3/14
4 games 47, Sander vs. LBSU 1/11/14	
5 games 58, Sander vs. UCI 1/17/14	
HIT PERCENTAGE (min. 8 attempts)	3 games706, Sander vs. PAC 1/25/14
4 games667, Grosh vs. LBSU 1/11/14	
5 games471, Young vs. PEP 1/31/14	
ASSISTS	3 games 37, Heap vs. CSUN 1/10/14
4 games 47, Heap vs. LBSU 1/11/14	
5 games 54, Heap vs. UCI 1/17/14	
DIGS	3 games 8, Underwood vs. UCSD 1/18/14
4 games 11, Heap/Sander vs. LBSU 1/11/14	
5 games 13, Reyes vs. PEP 1/31/14	
BLOCKS	3 games 5, Young vs. LUC 1/3/14
4 games 9, Hatch vs. PAC 2/14/14	
5 games 8, Young vs. PEP 1/31/14	

AVCA Coaches Poll (2/24/14)

Rank	School (First-Place Votes)	Total Points	Record	Prev. Rank
1	Loyola-Chicago (14)	259	13-1	1
2	BYU (3)	250	10-3	2
3	UCLA (1)	233	12-3	3
4	Pepperdine	219	8-3	4
5	Long Beach State	196	9-4	6
6	UC Santa Barbara	168	9-4	5
7	Southern California	154	9-5	8
8	Stanford	149	9-5	9
9	UC Irvine	143	10-8	7
10	Penn State	95	12-2	12
11	Hawai'i	91	9-6	11
12	Lewis	88	10-4	10
13	Ohio State	41	7-6	14
14	Ball State	26	7-5	13
15	IPFW	23	8-3	NR

Others Receiving Votes and appearing on two or more ballots: Cal State Northridge 20; Harvard 4

MPSF Standings (2/24/14)

Rank	Team	Conf.	Pct.	Overall.	Pct.
1	BYU	10-1	.909	10-3	.769
2	UCLA	9-2	.818	12-3	.800
3	Pepperdine	8-3	.727	8-3	.727
T4	UC Santa Barbara	8-4	.667	9-4	.692
T4	Long Beach State	8-4	.667	9-4	.692
6	USC	8-5	.615	9-5	.643
7	Hawai'i	7-5	.583	9-6	.600
8	Stanford	6-5	.545	9-5	.643
9	UC Irvine	7-7	.500	10-8	.556
10	CS Northridge	4-8	.333	4-9	.308
11	Cal Baptist	2-9	.182	3-10	.231
12	Pacific	1-11	.083	2-13	.133
13	UC San Diego	0-14	.000	0-15	.000

MATCH-BY-MATCH**Match-by-Match Starters**

MATCH	SETTER	LIBERO	OPPOSITE	OUT. HITTER	OUT. HITTER	MID. BLOCKER	MID. BLOCKER
LUC 1/3	Heap	Reyes	Meretev	Sander	Fuchs	Young	Hatch
LU 1/4	Heap	Reyes	Meretev	Sander	Fuchs	Young	Hatch
CSUN 1/10	Heap	Reyes	Underwood	Sander	Fuchs	Young	Hatch
LBSU 1/11	Heap	Reyes	Underwood	Sander	Fuchs	Young	Hatch
UCI 1/17	Heap	Reyes	Underwood	Sander	Rivera	Young	Hatch
UCSD 1/18	Heap	Reyes	Underwood	Sander	Rivera	Young	Hatch
STAN 1/24	Heap	Reyes	Heninger	Sander	Rivera	Young	Hatch
PAC 1/25	Heap	Reyes	Heninger	Sander	Rivera	Young	Grosh
PEP 1/31	Heap	Reyes	Heninger	Sander	Rivera	Young	Grosh
USC 2/1	Heap	Reyes	Heninger	Sander	Rivera	Young	Grosh
CBU 2/3	Heap	Reyes	Heninger	Sander	Rivera	Young	Hatch
PAC 2/14	Heap	Reyes	Heninger	Sander	Rivera	Young	Grosh
STAN 2/15	Heap	Reyes	Heninger	Sander	Rivera	Young	Hatch

Match-by-Match Stat Leaders

OPPONENT	KILLS	ATTEMPTS	ASSISTS	ACES	DIGS	BLOCKS
LUC 1/3	11- Sander	29- Sander	31- Heap	-	7- Rivera	5- Young
LU 1/4	15- Sander	27- Sander	33- Heap	4- Sander	7- Heap	6- Hatch
CSUN 1/10	14- Sander	26- Sander	37- Heap	2- Sander	3- three players	4- Underwood, Young
LBSU 1/11	24- Sander	47- Sander	47- Heap	2- Sander	11- Heap, Sander	8- Young
UCI 1/17	25- Sander	58- Sander	54- Heap	2- three players	12- Rivera	4- Hatch, Sander
UCSD 1/18	13- Sander	24- Sander	20- Sutton	9- Sander	8- Underwood	4- Underwood, Hatch
STAN 1/24	18- Sander	36- Sander	53- Heap	2- Rivera	10- Rivera	5- Young, Sander
PAC 1/25	12- Sander	17- Sander	24- Heap	1- Sander, Young	8- Reyes	7- Young
PEP 1/31	19- Sander	39- Sander	50- Heap	2- Rivera, Young	13- Reyes	8- Young
USC 2/1	15- Rivera	44- Sander	41- Heap	2- Heninger	8- Rivera, Sander	5- Heap
CBU 2/3	17- Sander	30- Sander	26- Heap	2- Sander	4- Sander, Fuchs	4- Rivera, Hatch
PAC 2/14	13- Rivera	21- Heninger	30- Heap	3- Rivera	8- Heap	9- Hatch
STAN 2/15	27- Sander	48- Sander	53- Heap	3- Rivera	10- Heap	7- Hatch

Head Coach Chris McGown



Chris McGown was named the men's head volleyball coach at BYU in June 2011. A BYU alumnus and three-year volleyball letterman, McGown took over the program with 14 years of experience as a coach/clinician.

In his second year at the helm for the Cougars, McGown was named the AVCA National Coach of the Year and MPSF Coach of the Year. McGown led BYU to its first MPSF championship and tournament title since 2004, along with a spot in the NCAA national championship match.

In his first year at BYU, McGown coached BYU to a 24-7 and a No. 4 final national ranking.

McGown came to BYU from Gold Medal Squared volleyball camps, where he has been

involved since its inception in 1998, working as both an administrator and a coach/clinician. During the course of his career with GMS, McGown has worked with hundreds of schools and clubs and thousands of volleyball players and coaches.

At GMS, he most recently served as a principal clinician at Coaching Education events where he worked closely with his father, former BYU coach Carl McGown. He also had a significant part in the administration of GMS, managing finances, the GMS website, clinic scheduling and staffing and marketing/advertising.


McGown also worked as a volunteer assistant coach for the BYU women's volleyball team from 2009-11.

As a player, McGown was a three-year letterman at BYU from 1990-94. He played for his father and witnessed the growth of BYU men's volleyball from a club program in the late 1980s to one of the dominant programs in NCAA men's collegiate volleyball.

McGown took a break from coaching and playing immediately after college to work as a manufacturing engineer, working closely with companies such as IBM, Boeing, General Electric, General Motors, Merck and the Department of Defense. His experience as an engineer served him well as background for implementing the science behind the GMS systems. McGown left engineering full time in 2003 to work exclusively with Gold Medal Squared. He maintained close ties to the BYU men's and women's volleyball programs, doing play-by-play commentary for TV broadcasts on the BYU Sports Network.

Served an LDS mission in Sevilla, Spain from 1988-1990. When not involved in volleyball, McGown can be found skiing, golfing, mountain biking, and chasing after his two daughters.

Assistant Coach Mike Wilton



Mike Wilton joined the BYU men's volleyball team alongside Chris McGown for his first season in the 2012 campaign.

Wilton joined the team with over 30 years of experience at the collegiate volleyball level, including 12 years as the head women's coach at Cal Poly and the last 17 years as the head men's coach at the University of Hawai'i.

With 354 career wins on the men's side, including a program-best 316 at UH, Wilton has established himself as one of the most successful men's volleyball coaches in the

country.

In 32 seasons as the head coach at the collegiate level, he has amassed 637 victories, which includes 283 wins in 12 seasons with the Cal Poly women.

Under Wilton, the Warrior volleyball program rose among the elite with five MPSF titles, three NCAA semifinal appearances and five top 5 final national rankings. During his tenure, the Warriors posted four 20-win campaigns, won more than 67 percent of their matches and were nationally ranked in all 17 seasons.

Assistant Coach Rob Neilson



The 2013 season marks the Rob Neilson's second as an assistant coach for the Cougars, joining Chris McGown and Mike Wilton in 2012.

Neilson has been coaching volleyball at summer camps since 2000. He played and coached under former BYU coaches Carl McGown and Tom Peterson.

Neilson is no stranger to BYU volleyball. He was the starting setter for two years with the Cougars in 2005 and 2006. He started every match in his junior and senior year. Neilson was named the USA Today/AVCA National Player of the Week in his junior season for his play against Hawai'i.

As a senior, Neilson earned All-MPSF Honorable Mention and Academic All-MPSF honors for his second consecutive season. All totaled, Neilson played in 314 career games for BYU which is seventh in BYU history. He was a member of BYU's 2004 National Championship team.

Technical Assistant Giuseppe Vinci




Vinci has been working with the BYU men's and women's volleyball teams since 2008. He is a student at BYU and is double majoring in Recreation Management and Italian, and minoring in music.

Vinci began working with the sport of volleyball in a small club called Pallavolo Casteggio as a manager and then assistant coach as a 13-year-old. In the club he worked with various teams, one of which won a championship and advanced to the regional category. He has worked with both the men's and women's Division II Italian Professional teams and went to the 2008 Olympic Games with the Men's Italian Senior National Team.

Here in the United States, Vinci has worked with the BYU men's and women's volleyball teams, as well as USA Volleyball. He was an assistant coach with the Men's Junior National Team at the 2009 FIBA World Championships in India and was also a Scout coach for the USA women's national team that participated in the 2010 World Championships in Japan and 2011 World Cup in Japan. Vinci also participated in the 2012 London Olympics with the same team.

Volunteer Assistant Coach Carl McGown



Carl McGown joined the team as a volunteer assistant coach under his son and head coach Chris McGown in 2012.

McGown coached the Cougars for 13 years between 1989 and 2002 where he led the team to two national championships (1999 and 2001), twice earned National Coach of the Year honors and compiled a 2250/137 record. McGown and BU began NCAA competition in 1990 after the club team won three national club titles and finishes second in 1986 and 1989. He paced the Cougars to nine top-10 finishes in his 13 years and coached 18 different All-Americans. In addition to their competitive success, BYU led the NCAA in regular season attendance with McGown at the helm.

McGown was also an assistant coach for the USA National team in the 2004 and 2008 Olympics and helped the team to a gold medal in Beijing.

Due to the great experience and success he had as a coach, McGown was inducted into the AVCA Hall of Fame in 2010. McGown was inducted into the BYU Hall of Fame in 2011.



Price Jarman • 1

6-8 • Freshman • MB • Las Vegas, Nev./Bonanza HS

Career Stats

Year	S	K	E	TA	Pct	Ast	SA	SE	RE	Dig	BS	BA	BE	BHE	Pts
2014	0	0	0	0	.000	0	0	0	0	0	0	0	0	0	0
Career	0	0	0	0	.000	0	0	0	0	0	0	0	0	0	0

Records

Season Highs

Kills 0
Attempts 0
Hitting % (min. 8 att.) 0
Service aces 0
Assists 0
Digs 0
Block assists 0
Block solos 0
Total blocks 0

Career Highs

Kills 0
Attempts 0
Hitting % (min. 8 att.) 0
Service aces 0
Assists 0
Digs 0
Block assists 0
Block solos 0
Total blocks 0

Double Figures

Stat	Total	High
Kills	0	0
Digs	0	0
Blocks	0	0

Double-doubles

Date	K	D

Season Highlights



Carson Hening • 2

6-5 • Sophomore • Opposite • Magrath, Alberta, Canada • Mount Royal University

Career Stats

Year	S	K	E	TA	Pct	Ast	SA	SE	RE	Dig	BS	BA	BE	BHE	Pts
2014	32	71	30	156	.263	2	6	14	0	27	2	30	3	1	94.0
2013	0	0	0	0	.000	0	0	0	0	0	0	0	0	0	0
Career	32	71	30	156	.263	2	6	14	0	27	2	30	3	1	94.0

Records

Season Highs

Kills 17 (twice)
Attempts 31 (vs. UCI 1/17/14)
Hitting % (min. 8 att.) .419 (vs. UCI 1/17/14)
Service aces 2 (twice)
Assists 1 (vs. STAN 1/24/14)
Digs 8 (vs. STAN 2/15/14)
Block assists 7 (vs. PAC 2/14/14)
Block solos 2 (vs. USC 2/1/14)
Total blocks 7 (vs. PAC 2/14/14)

Career Highs

Kills 17 (twice)
Attempts 31 (vs. UCI 1/17/14)
Hitting % (min. 8 att.) .419 (vs. UCI 1/17/14)
Service aces 2 (twice)
Assists 1 (vs. STAN 1/24/14)
Digs 8 (vs. STAN 2/15/14)
Block assists 7 (vs. PAC 2/14/14)
Block solos 2 (vs. USC 2/1/14)
Total blocks 7 (vs. PAC 2/14/14)

Double Figures

Stat	Total	High
Kills	3	17
Digs	0	0
Blocks	0	0

Double-doubles

Date	K	D

Season Highlights

- Recorded 17 kills, .419 hit clip, 2 aces, 4 digs (all career highs), 3 blocks (former career high) vs. UCI (1/17/14)
- Had 12 kills, .320 hit clip, 3 blocks vs. Stanford (1/24/14)
- Recorded 4 blocks (former career high) vs. Pacific (1/25/14)
- Had 17 kills (tied career high), .367 clip, 5 blocks (former career high) vs. Pepperdine (1/31/14)
- Had 9 kills, 2 aces (tied career high), 6 digs (career high), 2 solo blocks (career high) and 5 total blocks (tied former career high) vs. USC (2/1/14)
- Had 2 kills vs. Cal Baptist (2/3/14)
- Had 9 kills, 5 digs, 7 blocks (career high) vs. Pacific (2/14/14)
- Had 4 kills, 8 digs (career high), 3 blocks vs. Stanford (2/15/14)



Evan Chang • 3

6-0 • Sophomore • L • San Francisco • Urban School of San Francisco

Career Stats

Year	S	K	E	TA	Pct	Ast	SA	SE	RE	Dig	BS	BA	BE	BHE	Pts
2014	8	1	0	1	1.000	1	0	0	0	8	0	0	0	0	1.0
2013	16	0	0	0	N/A	5	0	0	2	13	0	0	0	0	0.0
Career	24	1	0	1	1.000	6	0	0	2	21	0	0	0	0	1.0

Records

Season Highs

Kills 0
Attempts 0
Hitting % (min. 8 att.) 0
Service aces 0
Assists 1 (vs. UCSD 1/18/14)
Digs 5 (vs. PAC 2/14/14)
Block assists 0
Block solos 0
Total blocks 0

Career Highs

Kills 0
Attempts 0
Hitting % (min. 8 att.) 0
Service aces 0
Assists 3 (vs. Hawai'i 4/20/14)
Digs 5 (three times)
Block assists 0
Block solos 0
Total blocks 0

Double Figures

Stat	Total	High
Kills	0	0
Digs	0	0
Blocks	0	0

Double-doubles

Date	K	D

Season Highlights

- Played vs. UCSD (1/18/14)
- Played vs. Pacific (1/25/14)
- Played vs. Cal Baptist (2/3/14)
- Had 1 kill (career high), 5 digs (tied career high) vs. Pacific (2/14/14)
- Played vs. Stanford (2/15/14)



Kiril Meretev • 5

6-8 • Freshman • OH • Saedinenie, Bulgaria • Math HS

Career Stats

Year	S	K	E	TA	Pct	Ast	SA	SE	RE	Dig	BS	BA	BE	BHE	Pts
2014	12	20	12	56	.143	0	1	2	3	9	0	9	0	0	25.5
Career	12	20	12	56	.143	0	1	2	3	9	0	9	0	0	25.5

Records

Season Highs

Kills 8 (twice)
Attempts 20 (vs. Lewis 1/4/14)
Hitting % (min. 8 att.) .278 (vs. Loyola 1/3/14)
Service aces 1 (vs. Lewis 1/4/14)
Assists 0
Digs 4 (vs. PEP 1/31/14)
Block assists 6 (vs. Loyola 1/3/14)
Solo blocks 0
Total blocks 6 (vs. Loyola 1/3/14)

Career Highs

Kills 8 (twice)
Attempts 20 (vs. Lewis 1/4/14)
Hitting % (min. 8 att.) .278 (vs. Loyola 1/3/14)
Service aces 1 (vs. Lewis 1/4/14)
Assists 0
Digs 4 (vs. PEP 1/31/14)
Block assists 6 (vs. Loyola 1/3/14)
Solo blocks 0
Total blocks 6 (vs. Loyola 1/3/14)

Double Figures

Stat	Total	High
Kills	0	0
Digs	0	0
Blocks	0	0

Double-doubles

Date	K	D

Season Highlights

- Recorded 8 kills vs. Loyola (1/3/14)
- Recorded 8 kills, 6 blocks vs. Lewis (1/4/14)
- Had 2 kills, 1 dig, 1 block vs. Pacific (1/25/14)
- Had 2 kills, 4 digs (career high) vs. Pepperdine (1/31/14)
- Played vs. USC (2/1/14)
- Played vs. Pacific (2/14/14)



Josue Rivera • 6

6-3 • Sophomore • OH • San Juan, Puerto Rico • Colegio San Ignacio

Career Stats

Year	S	K	E	TA	Pct	Ast	SA	SE	RE	Dig	BS	BA	BE	BHE	Pts
2014	45	97	41	231	.242	4	16	27	12	66	1	25	4	0	126.5
2013	113	228	73	510	.304	12	19	54	31	123	2	82	8	0	290.0
2012	118	257	102	606	.256	22	17	75	26	186	2	68	15	3	310.0
2011	0	0	0	0	N/A	0	0	0	0	0	0	0	0	0	0.0
Career	267	582	216	1347	.272	38	52	156	69	375	5	175	27	3	726.5

Records

Season Highs

Kills 15 (vs. USC 2/1/14)
Attempts 28 (vs. STAN 2/15/14)
Hitting % (min. 8 att.) .579 (vs. PAC 2/14/14)
Service aces 3 (twice)
Assists 3 (vs. LBSU 1/11/14)
Digs 12 (vs. UCI 1/17/14)
Block assists 4 (twice)
Block solos 1 (vs. USC 2/1/14)
Total blocks 4 (twice)

Career Highs

Kills 20 (vs. Loyola 1/6/12)
Attempts 36 (vs. Loyola 1/6/12)
Hitting % (min. 8 att.) .579 (vs. PAC 2/14/14)
Service aces 4 (twice)
Assists 6 (vs. Loyola 1/6/12)
Digs 15 (vs. UCSB 2/25/12)
Block assists 6 (five times)
Block solos 1 (three times)
Total blocks 6 (four times)

Double Figures

Stat	Total	High
Kills	5	15
Digs	2	12
Blocks	0	0

Double-doubles

Date	K	D
1/17	12	12
1/24	11	10

Season Highlights

- Contributed 3 kills, 2 digs vs. CSUN (1/10/14)
- Contributed season highs of 8 kills, 3 assists, 8 digs and 4 blocks vs. No. 1 LBSU (1/11/14)
- Had 12 kills and season-high 12 digs vs. UCI (1/17/14)
- Played vs. UCSD (1/18/14)
- Recorded a double-double of 11 kills (.308 hitting), 10 digs, with 2 blocks and 2 aces vs. Stanford (1/24/14)
- Had 2 kills, 2 digs vs. Pacific (1/25/14)
- Had 5 kills, 2 aces (tied season high), 3 digs vs. Pepperdine (1/31/14)
- Had 15 kills (season high), .370 clip (season high), 8 digs, 3 blocks vs. USC (2/1/14)
- Had 4 kills vs. Cal Baptist (2/3/14)
- Led team with 13 kills on .579 clip (career high), 3 aces, 4 digs vs. Pacific (2/14/14)
- Had 12 kills, 3 aces, 8 digs vs. Stanford (2/15/14)



Phil Fuchs • 7

6-4 • Junior • L • Lindon, Utah • Brookfield East HS

Career Stats

Year	S	K	E	TA	Pct	Ast	SA	SE	RE	Dig	BS	BA	BE	BHE	Pts
2014	14	29	15	75	.187	1	2	3	3	9	1	5	0	0	34.5
2013	25	36	15	80	.263	2	2	11	5	20	0	11	0	0	43.5
2012	10	11	5	34	.176	0	0	4	3	8	0	8	1	0	15.0
2009	0	0	0	0	N/A	0	0	0	0	0	0	0	0	0	0.0
Career	49	76	35	189	.217	3	4	18	11	37	1	24	1	0	93.0

Records

Season Highs

Kills 11 (vs. PAC 2/14/14)
Attempts 19 (vs. PAC 2/14/14)
Hitting % (min. 8 att.) .455 (vs. UCSD 1/18/14)
Service aces 1 (twice)
Assists 1 (vs. UCSD 1/18/14)
Digs 4 (CBU 2/3/14)
Block assists 4 (vs. PAC 2/14/14)
Solo blocks 1 (vs. PAC 2/14/14)
Total blocks 5 (vs. PAC 2/14/14)

Career Highs

Kills 11 (vs. PAC 2/14/14)
Attempts 19 (vs. PAC 2/14/14)
Hitting % (min. 8 att.) .500 (1/4/13)
Service aces 1 (four times)
Assists 1 (three times)
Digs 7 (4/5/13)
Block assists 4, three times
Block solos 1 (vs. PAC 2/14/14)
Total blocks 5 (vs. PAC 2/14/14)

Double Figures

Stat	Total	High
Kills	1	11
Digs	0	0
Blocks	0	0

Double-doubles

Date	K	D

Season Highlights

- Had 2 kills vs. Loyola (1/3/14)
- Recorded 2 kills vs. CSUN (1/10/14)
- Played vs. No. 1 LBSU (1/11/14)
- Played vs. UCI (1/17/14)
- Had 5 kills, .455 clip, 1 assist, 1 ace vs. UCSD (1/18/14)
- Had 5 kills vs. Pacific (1/25/14)
- Played vs. Pepperdine (1/31/14)
- Had 3 kills, 4 digs (season high) vs. Cal Baptist (2/3/14)
- Had 11 kills (career high) on .421 clip, 3 digs, 5 blocks (career high) vs. Pacific (2/14/14)



Nick Valencia • 8

6-7 • Senior • MB • Centerville, Ohio • Centerville HS

Career Stats

Year	S	K	E	TA	Pct	Ast	SA	SE	RE	Dig	BS	BA	BE	BHE	Pts
2014	0	0	0	0	.000	0	0	0	0	0	0	0	0	0	0
2013	5	0	0	0	N/A	1	2	1	0	0	0	3	1	0	3.5
2012	0	0	0	0	N/A	0	0	0	0	0	0	0	0	0	0.0
2008	3	0	0	0	N/A	0	0	1	0	0	0	0	0	0	0.0
2007	0	0	0	0	N/A	0	0	0	0	0	0	0	0	0	0.0
Career	8	0	0	0	N/A	1	2	2	0	0	0	3	1	0	3.5

Double Figures

Stat	Total	High
Kills	0	0
Digs	0	0
Blocks	0	0

Double-doubles

Date	K	D

Records

Season Highs

- Kills** 0
- Attempts** 0
- Hitting % (min. 8 att.)** 0
- Service aces** 0
- Assists** 0
- Digs** 0
- Block assists** 0
- Block solos** 0
- Total blocks** 0

Career Highs

- Kills**
- Attempts**
- Hitting % (min. 8 att.)**
- Service aces**
- Assists**
- Digs**
- Block assists**
- Block solos**
- Total blocks**

Season Highlights



Tyler Heap • 9

6-6 • Sophomore • S • La Jolla, Calif. • La Jolla HS

Career Stats

Year	S	K	E	TA	Pct	Ast	SA	SE	RE	Dig	BS	BA	BE	BHE	Pts
2014	47	8	5	17	.176	490	2	13	0	70	0	26	1	3	23.0
2013	28	3	2	5	.200	115	2	4	0	13	1	12	1	0	12.0
2010	0	0	0	0	N/A	0	0	0	0	0	0	0	0	0	0.0
Career	75	11	7	22	.182	606	4	17	0	83	1	38	2	3	35.0

Double Figures

Stat	Total	High
Kills	0	0
Digs	3	11
Blocks	0	0
Assists	13	54

Double-doubles

Date	K	D
1/11	47 (A)	11
1/17	54 (A)	10
2/15	53 (A)	10

Records

Season Highs

- Kills** 3 (vs. LBSU 1/11/14)
- Attempts** 4 (vs. LBSU 1/11/14)
- Hitting % (min. 8 att.)** 0
- Service aces** 1 (twice)
- Assists** 54 (vs. UCI 1/17/14)
- Digs** 11 (vs. LBSU 1/11/14)
- Block assists** 5 (vs. USC 2/1/14)
- Block solos** 0
- Total blocks** 5 (vs. USC 2/1/14)

Career Highs

- Kills** 3 (vs. LBSU 1/11/14)
- Attempts** 4 (vs. LBSU 1/11/14)
- Hitting % (min. 8 att.)** 0
- Service aces** 1 (four times)
- Assists** 54 (vs. UCI 1/17/14)
- Digs** 11 (vs. LBSU 1/11/14)
- Block assists** 5 (vs. USC 2/1/14)
- Block solos** 0
- Total blocks** 5 (vs. USC 2/1/14)

Season Highlights

- Recorded 47 assists (former career high), career-high 11 digs, career-high 4 blocks, career-high 3 kills vs. No. 1 LBSU (1/11/14)
- Had career-high 54 assists, 10 digs vs. UCI (1/17/14)
- Had 11 assists vs. UCSD (1/18/14)
- Recorded 53 assists, 3 digs, 2 blocks vs. Stanford (1/24/14)
- Had 24 assists, 4 digs, 2 blocks vs. Pacific (1/25/14)
- Had 50 assists, 5 digs, 4 blocks vs. Pep. (2/1/14)
- Had 41 assists, 6 digs, 5 blocks (career high) vs. USC (2/1/14)
- Had 30 assists, 8 digs, 2 blocks vs. Pacific (2/14/14)
- Had 53 assists, 10 digs vs. Stanford (2/15/14)



Jake Langlois • 10

6-10 • Freshman • MB • San Jose, Calif. • Santa Teresa HS

Career Stats

Year	S	K	E	TA	Pct	Ast	SA	SE	RE	Dig	BS	BA	BE	BHE	Pts
2014	9	10	8	33	.061	0	1	5	1	5	0	4	1	0	13.0
Career	9	10	8	33	.061	0	1	5	1	5	0	4	1	0	13.0

Double Figures

Stat	Total	High
Kills	0	0
Digs	0	0
Blocks	0	0

Double-doubles

Date	K	D

Records

Season Highs

- Kills** 5 (vs. PAC 2/14/14)
- Attempts** 15 (vs. PAC 2/14/14)
- Hitting % (min. 8 att.)** .125 (vs. UCSD 1/18/14)
- Service aces** 1 (vs. Lewis 1/4/14)
- Assists** 0
- Digs** 3 (vs. UCSD 1/18/14)
- Block assists** 2 (vs. UCSD 1/18/14)
- Block solos** 0
- Total blocks** 2 (vs. UCSD 1/18/14)

Career Highs

- Kills** 5 (vs. PAC 2/14/14)
- Attempts** 15 (vs. PAC 2/14/14)
- Hitting % (min. 8 att.)** .125 (vs. UCSD 1/18/14)
- Service aces** 1 (vs. Lewis 1/4/14)
- Assists** 0
- Digs** 3 (vs. UCSD 1/18/14)
- Block assists** 2 (vs. UCSD 1/18/14)
- Block solos** 0
- Total blocks** 2 (vs. UCSD 1/18/14)

Season Highlights

- Recorded 1 kill, 1 service ace vs. Lewis (1/4/14)
- Recorded 1 kill, 2 digs vs. No. 1 LBSU (1/11/14)
- Had career highs of 3 kills, 3 digs and 2 blocks vs. UCSD (1/18/14)
- Had a block vs. Pacific (1/25/14)
- Had 5 kills (career high) vs. Pacific (2/14/14)



Matt Underwood • 11

6-6 • Sophomore • OH • San Diego, Calif. • Rancho Bernardo HS

Career Stats

Year	S	K	E	TA	Pct	Ast	SA	SE	RE	Dig	BS	BA	BE	BHE	Pts
2014	17	36	13	90	.256	4	3	7	0	24	0	12	1	0	45.0
2013	6	3	0	10	.300	1	0	4	1	7	0	6	0	0	6.0
2010	0	0	0	0	N/A	0	0	0	0	0	0	0	0	0	0
Career	23	39	13	100	.260	5	3	11	1	31	0	18	1	0	51.0

Records

Season Highs

Kills 10 (vs. CSUN 1/10/14)
Attempts 21 (vs. UCSD 1/18/14)
Hitting % (min. 8 att.) .389 (vs. CSUN 1/10/14)

Service aces 2 (vs. UCSD 1/18/14)
Assists 2 (vs. STAN 2/15/14)
Digs 8 (vs. UCSD 1/18/14)
Block assists 4 (twice)
Block solos 0
Total blocks 4 (twice)

Career Highs

Kills 10 (vs. CSUN 1/10/14)
Attempts 21 (vs. UCSD 1/18/14)
Hitting % (min. 8 att.) .389 (vs. CSUN 1/10/14)
Service aces 2 (vs. UCSD 1/18/14)
Assists 2 (vs. STAN 2/15/14)
Digs 8 (vs. UCSD 1/18/14)
Block assists 4 (twice)
Block solos 0
Total blocks 4 (twice)

Double Figures

Stat	Total	High
Kills	1	10
Digs	0	0
Blocks	0	0

Double-doubles

Date	K	D

Season Highlights

- Recorded 10 kills, .389 clip, 4 blocks (all career highs) vs. CSUN (1/10/14)
- Recorded 7 kills, 7 digs (career high) vs. No. 1 LBSU (1/11/14)
- Played vs. UCI (1/17/14)
- Had 9 kills, 2 aces (career high), 8 digs (career high), 4 blocks (tied career high) vs. UCSD (1/18/14)
- Had 4 kills, 3 digs, 2 blocks vs. Cal Baptist (2/3/14)
- Had 3 kills vs. Pacific (2/14/14)
- Had 3 kills, 2 assists (career high), 2 digs vs. Stanford (2/15/14)



Jaylen Reyes • 12

6-1 • Sophomore • L • Honolulu, Hawaii • Kamehameha School

Career Stats

Year	S	K	E	TA	Pct	Ast	SA	SE	RE	Dig	BS	BA	BE	BHE	Pts
2014	49	1	0	1	1.000	29	0	0	0	12	83	0	0	0	1.0
2013	116	1	0	1	1.000	43	0	0	29	169	0	0	0	1	1.0
2012	105	0	1	1	-1.00	65	0	0	31	170	0	0	0	6	0.0
Career	270	2	1	3	.333	137	0	0	72	422	0	0	0	7	2.0

Records

Season Highs

Kills 1 (vs. Lewis 1/4/14)
Attempts 1 (vs. Lewis 1/4/14)
Hitting % (min. 8 att.) 0
Service aces 0
Assists 6 (vs. PAC 2/14/14)
Digs 13 (vs. PEP 1/31/14)
Block assists 0
Block solos 0
Total blocks 0

Career Highs

Kills 1 (twice)
Attempts 1 (three times)
Hitting % (min. 8 att.) 0
Service aces 0
Assists 7 (vs. Loyola 1/6/12)
Digs 16 (vs. Stanford 4/26/12)
Block assists 0
Block solos 0
Total blocks 0

Double Figures

Stat	Total	High
Kills	0	0
Digs	2	13
Blocks	0	0

Double-doubles

Date	K	D

Season Highlights

- Recorded 6 digs, 3 assists vs. Loyola (1/3/14)
- Recorded 5 digs, 3 assists vs. Lewis (1/4/14)
- Had 8 digs vs. No. 1 LBSU (1/11/14)
- Had 11 (former season high) digs vs. UCI (1/17/14)
- Had 5 kills vs. UCSD (1/18/14)
- Had 9 digs vs. Stanford (1/24/14)
- Recorded 8 digs, 2 assists vs. Pacific (1/25/14)
- Had 13 digs (season high) vs. Pepperdine (1/31/14)
- Had 5 digs vs. USC (2/1/14)
- Had 6 assists (season high), 2 digs vs. Pacific (2/14/14)
- Had 7 digs, 3 assists vs. Stanford (2/15/14)



Bennett Bird • 14

6-7 • Freshman • Outside hitter • San Diego, Calif. • Westview HS

Career Stats

Year	S	K	E	TA	Pct	Ast	SA	SE	RE	Dig	BS	BA	BE	BHE	Pts
2014	0	0	0	0	N/A	0	0	0	0	0	0	0	0	0	0.0
2013	0	0	0	0	N/A	0	0	0	0	0	0	0	0	0	0.0
Career	0	0	0	0	N/A	0	0	0	0	0	0	0	0	0	0.0

Records

Season Highs

Kills 0
Attempts 0
Hitting % (min. 8 att.) 0
Service aces 0
Assists 0
Digs 0
Block assists 0
Block solos 0
Total blocks 0

Career Highs

Kills 0
Attempts 0
Hitting % (min. 8 att.) 0
Service aces 0
Assists 0
Digs 0
Block assists 0
Block solos 0
Total blocks 0

Double Figures

Stat	Total	High
Kills	0	0
Digs	0	0
Blocks	0	0

Double-doubles

Date	K	D

Season Highlights



Taylor Sander • 15

6-4 • Senior • OH • Huntington Beach, Calif. • Norco HS

Career Stats

Year	S	K	E	TA	Pct	Ast	SA	SE	RE	Dig	BS	BA	BE	BHE	Pts
2014	48	214	75	442	.314	12	25	36	11	72	1	32	5	0	256.0
2013	117	461	146	947	.333	33	42	78	23	178	2	91	10	0	550.5
2012	89	435	114	812	.395	28	44	65	24	120	2	67	12	4	514.5
2011	93	341	111	684	.336	20	41	62	19	120	1	72	10	1	419.0
Career	347	1451	446	2885	.348	93	152	241	77	490	6	262	37	5	1740.0

Double Figures

Stat	Total	High
Kills	12	27
Digs	1	11
Blocks	0	0

Double-doubles

Date	K	D
1/11	24	11

Records

Season Highs

Kills 27 (vs. STAN 2/15/14)
Attempts 58 (vs. UCI 1/17/14)
Hitting % (min. 8 att.) .706 (vs. PAC 1/25/14)
Service aces 9 (vs. UCSD 1/18/14)

Assists 2 (three times)

Digs 11 (vs. LBSU 1/11/14)
Block assists 6 (vs. PEP 1/31/14)
Block solos 1 (vs. UCI 1/17/14)
Total blocks 6 (vs. PEP 1/31/14)

Career Highs

Kills 29 (vs. USC 3/4/11)
Attempts 58 (vs. Hawai'i 3/16/12)
Hitting % (min. 8 att.) .762 (vs. USC 3/30/13)

Service aces 9* (vs. UCSD 1/18/14)

Assists 4 (vs. USC 3/5/11)

Digs 14 (vs. UC Irvine 3/1/13)
Block assists 7, three times
Block solos 1, five times
Total blocks 8 (vs. UCSD 4/23/11)
 * BYU all-time record

Season Highlights

- Recorded 24 kills, season-high .362 hit clip, season-high 11 digs, 2 blocks, 2 aces vs. No. 1 LBSU (1/11/14)
- Had season-high 25 kills, 9 digs, 4 blocks (former season high) vs. UCI (1/17/14)
- Had career-high 9 service aces, a BYU all-time record and third most in MPSF history, vs. UCSD (1/18/14)
- Also had 13 kills on .375 hitting vs. UCSD (1/18/14)
- Had 18 kills on .389 clip, 7 digs, 5 blocks vs. Stanford (1/24/14)
- Recorded 12 kills on .706 hit clip (season high), 3 blocks vs. Pacific (1/25/14)
- Had 19 kills, .308 clip, 8 digs, 6 blocks (season high) vs. Pepperdine (1/31/14)
- Had 14 kills, 8 digs vs. USC (2/1/14)
- Had 17 kills, 4 digs vs. CBU (2/3/14)
- Had 5 kills, 3 digs, 2 blocks vs. Pacific (2/14/14)
- Had 27 kills (season high) on .417 clip, 2 aces, 6 digs, 4 blocks vs. Stanford (2/15/14)



Tim Dobbert • 16

6-10 • Freshman • Opp • Aichelberg, Germany • Claude Dornier Schule

Career Stats

Year	S	K	E	TA	Pct	Ast	SA	SE	RE	Dig	BS	BA	BE	BHE	Pts
2014	4	7	1	14	.429	0	0	2	0	2	0	2	0	0	8.0
Career	4	7	1	14	.429	0	0	2	0	2	0	2	0	0	8.0

Double Figures

Stat	Total	High
Kills	0	0
Digs	0	0
Blocks	0	0

Double-doubles

Date	K	D
------	---	---

Records

Season Highs

Kills 7 (vs. PAC 1/25/14)
Attempts 13 (vs. PAC 1/25/14)
Hitting % (min. 8 att.) .462 (vs. PAC 1/25/14)
Service aces 0

Assists 0

Digs 1 (twice)
Block assists 2 (vs. PAC 1/25/14)
Block solos 0
Total blocks 2 (vs. PAC 1/25/14)

Career Highs

Kills 7 (vs. PAC 1/25/14)
Attempts 13 (vs. PAC 1/25/14)
Hitting % (min. 8 att.) .462 (vs. PAC 1/25/14)

Service aces 0

Assists 0

Digs 1 (twice)
Block assists 2 (vs. PAC 1/25/14)
Block solos 0
Total blocks 2 (vs. PAC 1/25/14)

Season Highlights

- Had 7 kills, .462 clip, 1 dig, 2 blocks vs. Pacific (1/25/14)
- Played vs. USC (2/1/14)



Joseph Grosh • 17

6-7 • Freshman • MB • Danville, Calif. • San Ramon Valley HS

Career Stats

Year	S	K	E	TA	Pct	Ast	SA	SE	RE	Dig	BS	BA	BE	BHE	Pts
2014	21	31	7	54	.444	1	2	8	1	7	1	16	1	1	42.0
2013	0	0	0	0	N/A	0	0	0	0	0	0	0	0	0	0.0
Career	21	31	7	54	.444	1	2	8	1	7	1	16	1	1	42.0

Double Figures

Stat	Total	High
Kills	0	0
Digs	0	0
Blocks	0	0

Double-doubles

Date	K	D
------	---	---

Records

Season Highs

Kills 7 (vs. STAN 1/24/14)
Attempts 11 (vs. STAN 1/24/14)
Hitting % (min. 8 att.) .667 (vs. LBSU 1/11/14)
Service aces 1 (vs. STAN 1/24/14)

Assists 0

Digs 1 (four times)
Block assists 6 (vs. STAN 1/24/14)
Block solos 1 (vs. LBSU 1/11/14)
Total blocks 6 (vs. STAN 1/24/14)

Career Highs

Kills 7 (vs. STAN 1/24/14)
Attempts 11 (vs. STAN 1/24/14)
Hitting % (min. 8 att.) .667 (vs. LBSU 1/11/14)
Service aces 1 (vs. STAN 1/24/14)

Assists 0

Digs 1 (four times)
Block assists 6 (vs. STAN 1/24/14)
Block solos 1 (vs. LBSU 1/11/14)
Total blocks 6 (vs. STAN 1/24/14)

Season Highlights

- Recorded 2 kills, 1 dig in his first match as a Cougar vs. CSUN (1/10/14)
- Recorded career highs of 6 kills, .667 clip, 1 solo block vs. No. 1 LBSU (1/11/14)
- Had 2 kills, 1 dig, 1 block vs. UCI (1/17/14)
- Had 3 kills, 1 dig vs. UCSD (1/18/14)
- Had 7 kills (career high), .545 clip, 2 blocks (former career high) vs. Stanford (1/24/14)
- Recorded 3 kills, 6 blocks (career high) vs. Pacific (1/25/14)
- Had 3 kills, 1 block vs. Pepperdine (1/31/14)
- Had 3 kills, 1 ace, 2 blocks vs. USC (2/1/14)
- Had 2 kills, 4 blocks vs. Pacific (2/14/14)



Robbie Sutton • 18

6-6 • Sophomore • S • San Diego, Calif. • Rancho Bernardo HS

Career Stats

Year	S	K	E	TA	Pct	Ast	SA	SE	RE	Dig	BS	BA	BE	BHE	Pts
2014	9	1	1	5	.000	57	0	2	0	8	0	2	2	0	2.0
2013	0	0	0	0	N/A	0	0	0	0	0	0	0	0	0	0.0
Career	9	1	1	5	.000	57	0	2	0	8	0	2	2	0	2.0

Records

Season Highs

Kills 1 (vs. UCSD 1/18/14)
Attempts 2 (vs. UCSD 1/18/14)
Hitting % (min. 8 att.) 0
Service aces 0
Assists 20 (vs. UCSD 1/18/14)
Digs 3 (vs. UCSD 1/18/14)
Block assists 2 (vs. PAC 1/25/14)
Block solos 0
Total blocks 2 (vs. PAC 1/25/14)

Career Highs

Kills 1 (vs. UCSD 1/18/14)
Attempts 2 (vs. UCSD 1/18/14)
Hitting % (min. 8 att.) 0
Service aces 0
Assists 20 (vs. UCSD 1/18/14)
Digs 3 (vs. UCSD 1/18/14)
Block assists 2 (vs. PAC 1/25/14)
Block solos 0
Total blocks 2 (vs. PAC 1/25/14)

Double Figures


Stat	Total	High
Kills	0	0
Digs	0	0
Blocks	0	0
Assists	2	20

Double-doubles

Date	K	D

Season Highlights

- Made first appearance for the Cougars vs. UCI (1/17/14)
- Recorded 20 assists (career high), 3 digs (career high) vs. UCSD (1/18/14)
- Had 8 assists, 2 digs, 2 blocks (career high) vs. Pacific (1/25/14)
- Played vs. Pepperdine (1/31/14)
- Had 5 assists, 1 dig vs. USC (2/1/14)
- Had 11 assists vs. Cal Baptist (2/3/14)
- Had 8 assists vs. Pacific (2/14/14)



Devin Young • 19

6-9 • Senior • MB • McMurray, Penn. • Peters Township HS

Career Stats

Year	S	K	E	TA	Pct	Ast	SA	SE	RE	Dig	BS	BA	BE	BHE	Pts
2014	51	82	18	148	.432	1	11	35	1	17	4	51	4	0	122.5
2013	82	104	33	208	.341	5	10	52	0	29	3	78	18	0	156.0
2012	0	0	0	0	N/A	0	0	0	0	0	0	0	0	0	0.0
2011	0	0	0	0	N/A	0	0	0	0	0	0	0	0	0	0.0
2008	0	0	0	0	N/A	0	0	0	0	0	0	0	0	0	0.0
Career	133	186	51	356	.379	6	21	87	1	46	7	129	22	0	278.5

Records

Season Highs

Kills 9 (twice)
Attempts 18 (vs. STAN 2/15/14)
Hitting % (min. 8 att.) .545 (vs. LBSU 1/11/14)
Service aces 3 (vs. UCSD 1/18/14)
Assists 1 (vs. PEP 1/31/14)
Digs 4 (vs. STAN 2/15/14)
Block assists 8 (twice)
Block solos 1 (four times)
Total blocks 8 (three times)

Career Highs

Kills 12 (vs. Stanford 4/13/13)
Attempts 18 (vs. STAN 2/15/14)
Hitting % (min. 8 att.) .727 (vs. Stanford 4/13/13)
Service aces 3 (vs. UCSD 1/18/14)
Assists 1 (six times)
Digs 4 (twice)
Block assists 10 (vs. LBSU 4/27/13)
Block solos 1 (seven times)
Total blocks 10 (vs. LBSU 4/27/13)

Double Figures


Stat	Total	High
Kills	0	0
Digs	0	0
Blocks	0	0

Double-doubles

Date	K	D

Season Highlights

- Recorded 5 kills, 5 blocks vs. Loyola (1/3/14)
- Recorded 6 kills, 3 blocks vs. Lewis (1/4/14)
- Had 5 kills, 5 blocks (1 solo) vs. CSUN (1/10/14)
- Recorded season-highs of 7 kills, .545 clip, 8 blocks vs. No. 1 LBSU (1/11/14)
- Had season-high 9 kills, .400 clip, 2 aces, 3 digs, 2 blocks vs. UCI (1/17/14)
- Had 4 kills, 3 service aces (career high), 2 digs vs. UCSD (1/18/14)
- Recorded 8 kills, .538 clip, 5 blocks vs. Stanford (1/24/14)
- Had 4 kills, 8 blocks vs. Pacific (1/25/14)
- Had 9 kills on .471 clip, 2 aces, 8 blocks vs. Pepperdine (1/31/14)
- Had 6 kills, .364 clip, 1 assist, 3 blocks, 1 solo block vs. USC (2/1/14)
- Had 6 kills, 2 blocks vs. Cal Baptist (2/3/14)
- Had 4 kills, 2 digs, 3 blocks vs. Pacific (2/14/14)
- Had 9 kills, 4 digs (tied career high), 2 blocks vs. Stanford (2/15/14)



Hamilton Day • 22

6-1 • Sophomore • S • Newport Beach, Calif. • Newport HS

Career Stats

Year	S	K	E	TA	Pct	Ast	SA	SE	RE	Dig	BS	BA	BE	BHE	Pts
2014	0	0	0	0	N/A	0	0	0	0	0	0	0	0	0	0.0
Career	0	0	0	0	N/A	0	0	0	0	0	0	0	0	0	0.0

Records

Season Highs

Kills 0
Attempts 0
Hitting % (min. 8 att.) 0
Service aces 0
Assists 0
Digs 0
Block assists 0
Block solos 0
Total blocks 0

Career Highs

Kills 0
Attempts 0
Hitting % (min. 8 att.) 0
Service aces 0
Assists 0
Digs 0
Block assists 0
Block solos 0
Total blocks 0


Double Figures

Stat	Total	High
Kills	0	0
Digs	0	0
Blocks	0	0

Double-doubles

Date	K	D

Season Highlights



Michael Hatch • 23

6-8 • Sophomore • MB • Agoura Hills, Calif. • Agoura HS

Career Stats

Year	S	K	E	TA	Pct	Ast	SA	SE	RE	Dig	BS	BA	BE	BHE	Pts
2014	35	27	9	76	.237	4	3	12	0	14	3	49	0	0	57.5
2013	63	55	12	114	.377	2	5	12	0	27	1	87	9	0	104.5
Career	98	82	21	190	.321	6	8	24	0	41	4	136	9	0	162.0

Records

Season Highs

Kills 6 (vs. CBU 2/3/14)

Attempts 11 (vs. Lewis 1/4/14)

Hitting % (min. 8 att.) .091 (vs. Lewis 1/4/14)

Service aces 1 (vs. Lewis 1/4/14)

Assists 3 (vs. PAC 2/14/14)

Digs 3 (twice)

Block assists 7 (twice)

Block solos 2 (vs. PAC 2/14/14)

Total blocks 9 (vs. PAC 2/14/14)

Career Highs

Kills 6 (three times)

Attempts 10 (four times)

Hitting % (min. 8 att.) .600 (vs. Pepperdine 3/28/13)

Service aces 2 (vs. Cal Baptist 3/9/13)

Assists 3 (vs. PAC 2/14/14)

Digs 5 (twice)

Block assists 9 (vs. Stanford 2/23/13)

Block solos 2 (vs. PAC 2/14/14)

Total blocks 9 (twice)

Double Figures

Stat	Total	High
Kills	0	0
Digs	0	0
Blocks	0	0

Double-doubles

Date	K	D

Season Highlights

- Recorded 3 kills, 3 digs, 4 blocks vs. Loyola (1/3/14)
- Recorded 3 kills, 6 blocks vs. Lewis (1/4/14)
- Had 2 blocks vs. CSUN (1/10/14)
- Recorded 1 kill vs. No. 1 LBSU (1/11/14)
- Had 1 kill, 4 blocks vs. UCI (1/17/14)
- Had 4 blocks, 2 digs vs. UCSD (1/18/14)
- Recorded 3 digs, 2 blocks vs. Stanford (1/24/14)
- Had 1 kill, 1 block vs. Pacific (1/25/14)
- Had 2 kills, 2 digs, 5 blocks vs. Pepperdine (1/31/14)
- Had 3 kills, 4 blocks vs. USC (2/1/14)
- Had 6 kills (tied career high), 4 blocks vs. Cal Baptist (2/3/14)
- Had 3 assists (career high), 9 blocks (tied career high), 2 solo blocks (career high) vs. Pacific (2/14/14)
- Had 5 kills, 7 blocks vs. Stanford (2/15/14)

BYU VOLLEYBALL

BYU INDIVIDUAL MATCH/SEASON RECORDS

Individual Single Match

No.	Name	Date
35	Ben Patch vs. #1 UC Irvine	3/01/13
33	Mike Wall vs. #4 Stanford	04/20/02
32	Yosleyder Cala vs. #1 UC Irvine	03/10/06
31	Mike Wall vs. #1 UCLA	02/23/02
30	Mike Wall vs. #10 Lewis	01/27/01
30	Jonathan Alleman vs. #12 Stanford	01/17/03
30	Mike Wall vs. #15 Pacific	01/19/02

Kills in 3 Games

No.	Name	Date
24	Ivan Perez vs. #9 Stanford	02/23/08
23	Victor Batista vs. #10 UCSB	01/21/05
22	Ivan Perez vs. #7 Long Beach State	03/25/05
21	Joe Hillman vs. #5 CSUN	01/16/04

six players/instances with 20

Kills in 4 Games

No.	Name	Date
30	Ivan Perez vs. #9 Stanford	02/23/08
27 Taylor Sander vs. #3 Stanford	04/26/12	
26	Robb Stowell vs. #8 Long Beach State	04/02/10
26	Ivan Perez vs. #4 Long Beach State	03/21/08
26	Joe Hillman vs. #5 Pepperdine	03/13/04
24 Taylor Sander vs. #1 Long Beach State	01/11/14	
24	Joaquin Acosta vs. #15 Pacific	01/18/02
24	Fernando Pessoa vs. #5 Pepperdine	03/13/04
24	Ivan Perez vs. #11 Pacific	03/12/05
23 Taylor Sander vs. #5 USC	01/20/12	
23	Ivan Perez vs. #8 UCSB	01/20/06

Total Attempts

No.	Name	Date
64	Ben Patch vs. #1 UC Irvine	3/01/13
58 Taylor Sander vs. #7 UC Irvine	1/17/14	
58 Taylor Sander vs. #11 Hawaii	3/16/12	
58	Ivan Perez vs. #6 UC Irvine	02/15/08
57	Mike Wall vs. #1 UCLA	02/23/02
54	Mike Wall vs. #2 Pepperdine	03/03/01
54	Yosleyder Cala vs. #1 UC Irvine	03/10/06
53	Taylor Sander vs. #9 Long Beach State	03/24/12
51	Robb Stowell vs. UC San Diego	02/11/12

Total Attempts in 3 Games

No.	Name	Date
41	Ivan Perez vs. #7 LBS	03/25/05
40	Yosleyder Cala vs. #1 Pepperdine	02/04/06
38	Ivan Perez vs. #9 Stanford	02/23/08
37	Mike Wall vs. #1 UCLA	02/23/02
37	Joe Hillman vs. #5 CSUN	01/16/04

Total Attempts in 4 Games

No.	Name	Date
55 Taylor Sander vs. #3 Stanford	04/26/12	
54	Mike Wall vs. #15 Pacific	01/19/02

Hitting Percentage (K-E-TA) *minimum 12 kills

%	Name	Date
.923 (12-0-13)	Michael Burke vs. USC	04/15/04
.857 (18-0-21)	Jonathan Alleman vs. G. Mason	03/27/04
.857 (12-0-14)	Yosleyder Cala vs. Stanford	03/03/06
.833 (10-0-12)	Futi Tavana vs. #9 Long Beach St.	03/23/12
.800 (12-0-15)	Ben Patch vs. #13 Lewis	01/12/13
.765 (14-1-17)	Joaquin Acosta vs. Concordia	03/08/02
.765 (13-0-17)	Taylor Evans vs. UC San Diego	02/16/06
.762 (17-1-21) Taylor Sander vs. #5 Pepperdine	03/28/13	
.750 (16-1-20) Taylor Sander vs. #12 CSUN	03/29/12	
.750 (18-0-24)	Luka Slabe vs. #9 Lewis	03/09/02
.750 (16-1-20)	Taylor Sander vs. #12 Cal Baptist	03/08/13

Service Aces

No.	Name	Date
9 Taylor Sander vs. UC San Diego	01/18/14	
8	Kevin Sagers vs. Loyola Marymount	02/11/11
7	Taylor Evans vs. USC	03/04/05
6 Taylor Sander vs. #3 UCLA	04/06/12	
6	Yosleyder Cala vs. #2 Hawaii	04/15/06
5	Rafael paal vs. Lewis	05/03/03

18 players/instances with 4

Total Blocks

No.	Name	Date
15	Futi Tavana vs. #6 Long Beach State	04/21/12
15	Futi Tavana vs. #10 UCSB	3/27/10
14	Futi Tavana vs. #11 Hawaii	3/16/12
13	Futi Tavana vs. #5 LBS	03/21/09
13	Scott Bunker vs. #1 Hawaii	04/14/01
12	Otavio Souza vs. UCSB	01/08/11

12	Russell Holmes vs. #5 CSUN	01/13/06
11	Scott Bunker vs. #10 Penn State	05/03/01
11	Scott Bunker vs. #5 Stanford	04/03/01
11	Scott Bunker vs. #7 UC Irvine	04/21/01
11	Russell Holmes vs. #6 UC Irvine	02/16/08
11	Futi Tavana vs. #5 LBS	03/20/09
11	Russ Lavaja vs. #12 UCSB	02/24/12

Assists

No.	Name	Date
84	Carlos Moreno vs. #6 Stanford	04/20/02
79	Carlos Moreno vs. #1 Pepperdine	04/26/03
77	Carlos Moreno vs. #5 Pepperdine	03/13/04
76	Carlos Moreno vs. #10 CSUN	04/19/03
75	Hector Lebron vs. #1 Hawaii	04/14/01
74	Carlos Moreno vs. #1 UCLA	02/23/02

Digs

No.	Name	Date
21	Joel Silva vs. #13 Hawaii	04/03/08
16 Jaylen Reyes vs. #3 Stanford	04/26/12	
16	Robb Stowell vs. #11 Hawaii	03/16/12
16	Ivan Perez vs. #9 Stanford	02/22/08
16	Andrew Stewart vs. #5 Pepperdine	04/26/08
16	Fernando Pessoa vs. #1 UCLA	02/23/02
16	Brian Rowley vs. #13 USC	02/11/06

10 players/instances with 15

Individual Single Season

No.	Name	Year
534	Mike Wall	2002
492	Fernando Pessoa	2004
463	Andrew Stewart	2010
461	Taylor Sander	2013
458	Ivan Perez	2008
440	Jonathan Alleman	2003
435 Taylor Sander	2012	
427	Joaquin Acosta	2002
418	Jonathan Alleman	2004
418	Joe Hillman	2004
414	Robb Stowell	2010

Kills Per Game

No.	Name	Year
4.90	Mike Wall	2002
4.89 Taylor Sander	2012	
4.41	Mike Wall	2001
4.32	Ivan Perez	2008
4.08	Robb Stowell	2011
4.03	Joaquin Acosta	2002
4.03	Fernando Pessoa	2004

Total Attempts

No.	Name	Year
1,020	Mike Wall	2002
976	Andrew Stewart	2010
947 Taylor Sander	2013	
901	Ivan Perez	2008
879	Robb Stowell	2012
878	Fernando Pessoa	2004
866	Ben Patch	2013
854	Andrew Stewart	2009
835	Robb Stowell	2010
828	Rafael Paal	2003

Hitting Percentage (K-E-TA)

%	Name	Year
.524 (163-22-269)	Matt Olsen	2001
.506 (196-32-324)	Michael Burke	2004
.450 (272-52-474)	Michael Burke	2005
.458 (251-53-432)	Victor Batista	2004
.458 (302-57-535)	Michael Burke	2003
.456 (250-53-436)	Russell Holmes	2006

Service Aces

No.	Name	Year
51	Rafael Paal	2003
44 Taylor Sander	2012	

42 Taylor Sander	2013	
41 Taylor Sander	2011	
39	Rafael Paal	2002
38	Victor Batista	2005
35	Casey Patterson	2005
33	Carlos Moreno	2003
33	Taylor Evans	2005

Total Blocks

No.	Name	Year
178	Scott Bunker	2000
172	Russell Holmes	2008
169	Futi Tavana	2009
168	Russ Lavaja	2012
165	Russell Lavaja	2010
155	Michael Burke	2003
155	Russell Holmes	2006
147	Chris Gorny	2002
145	Futi Tavana	2012
144	Futi Tavana	2011

Block Solos

No.	Name	Year
28	Russell Holmes	2007
20	Scott Bunker	2001
20	Michael Burke	2005
19	Rob Neilson	2005
17	Futi Tavana	2010
16	Futi Tavana	2009
16	Futi Tavana	2011

Block Assists

No.	Name	Year
157	Russ Lavaja	2012
157	Russell Holmes	2008
153	Futi Tavana	2009
148	Russell Lavaja	2010
144	Futi Tavana	2011
143	Michael Burke	2003
143	Russell Holmes	2006
142	Scott Bunker	2001

Assists

No.	Name	Year
1,689	Carlos Moreno	2004
1,567	Carlos Moreno	2003
1,457	Rob Neilson	2005
1,372	Carlos Moreno	2002
1,245	Rob Neilson	2006
1,235	Hector Lebron	2001
1,203	Reed Chilton	2010

Digs

No.	Name	Year
249	Joel Silva	2009
249	Joel Silva	2008
236	Ivan Perez	2008
230	Shawn Olmstead	2004
223	Andrew Stewart	2010
223	Joel Silva	2010
206	Brian Rowley	2005
186 Jaylen Reyes	2012	
185	Rafael Paal	2002
184	Rafael Paal	2003

Sets Played

No.	Name	Year
125	Jonathan Alleman	2004
125	Shawn Olmstead	2004
122	Fernando Pessoa	2004
121	Carlos Moreno	2004
118	Russ Lavaja	2012
118 Josue Rivera	2012	
118	Joe Hillman	2004
118	Andrew Stewart	2010
117 Taylor Sander	2013	

BYU VOLLEYBALL

BYU INDIVIDUAL CAREER/TEAM MATCH & SEASON RECORDS

Individual Career Records

Kills	No.	Name	Years Played
	1,557	Robb Stowell	2007-2012
	1,494	Ivan Perez	2005-08
	1,451	Taylor Sander	2011-present
	1,433	Mike Wall	1999-2002
	1,088	Joaquin Acosta	2000-02
	1,013	Jonathan Alleman	2001-04

Kills Per Game

No.	Name	Years Played
4.86	Mike Wall	1999-2002
4.18	Taylor Sander	2011-present
3.89	Joaquin Acosta	2000-01
3.82	Ivan Perez	2005-08
3.70	Robb Stowell	2007-2012
3.60	Ben Patch	2013-present
3.35	Russell Holmes	2005-08

Total Attempts

No.	Name	Years Played
3,409	Robb Stowell	2007-2012
2,888	Ivan Perez	2005-08
2,885	Taylor Sander	2011-present
2,802	Mike Wall	1999-2002
2,162	Joaquin Acosta	2000-02
1,952	Jonathan Alleman	2001-04

Hitting Percentage

%	Name	Years Played
.494	Russell Holmes	2005-08
.470	Mike Burke	2003-05
.401	Futi Tavana	2006, 09-12
.378	Victor Batista	2004-06
.348	Taylor Sander	2011-present
.348	Jonathan Alleman	2001-04
.339	Mike Wall	1999-02
.336	Joaquin Acosta	2000-02

Service Aces

No.	Name	Years Played
152	Taylor Sander	2011-present
91	Ivan Perez	2005-08
90	Rafael Paal	2002-08
80	Victor Batista	2004-06
73	Carlos Moreno	2002-04
63	Robb Stowell	2007-12
58	Jonathan Alleman	2001-04

Block Assists

No.	Name	Years Played
565	Futi Tavana	2006, 09-12
538	Russ Lavaja	2009-present
477	Russell Holmes	2005-08
357	Scott Bunker	1998-2001
346	Michael Burke	2003-05
317	Hector Lebron	1997-2001
308	Victor Batista	2004-05

Block Solos

No.	Name	Years Played
61	Russell Holmes	2005-08
60	Futi Tavana	2006-12
46	Russ Lavaja	2009-2013
42	Michael Burke	2003-05
31	Scott Bunker	1998-2001
31	Victor Batista	2004-06
31	Mac Wilson	1998-2001
28	Rob Neilson	2003-06
25	Carlos Moreno	2002-04

Total Blocks

No.	Name	Years Played
625	Futi Tavana	2006-12
584	Russ Lavaja	2009-2013
538	Russell Holmes	2005-08
388	Michael Burke	2003-05
388	Scott Bunker	1998-01
339	Victor Batista	2004-06
338	Hector Lebron	1997-01
312	Matt Olsen	1995, 2000-01

Blocks Per Game

No.	Name	Years Played
1.76	Scott Bunker	1998-2001
1.75	Mac Wilson	1998-2001
1.60	Hector Lebron	1997-2001
1.55	Futi Tavana	2006-12
1.49	Matt Olsen	1995, 2000-01

1.37	Russ Lavaja	2009-2013
1.32	Michael Burke	2003-05

Assists

No.	Name	Years Played
4,284	Hector Lebron	1997-2001
3,161	Yamil Perez	2006-2010
3,061	Carlos Moreno	2002-04
2,790	Rob Neilson	2003-06
2,198	Joe Kauliakamoa	2008-12
1,921	Brian Congelliere	2005-08

Digs

No.	Name	Years Played
925	Joel Silva	2007-2010
672	Ivan Perez	2005-08
629	Fernando Pessoa	2001-04
616	Robb Stowell	2007-12
490	Taylor Sander	2011-present
449	Jonathan Alleman	2001-04
431	Mike Wall	1999-02

Games Played

No.	Name	Years Played
426	Russ Lavaja	2009-2013
414	Russell Holmes	2005-08
412	Robb Stowell	2007-12
404	Futi Tavana	2006-12
391	Ivan Perez	2005-08
376	Fernando Pessoa	2001-04
347	Taylor Sander	2011-present
344	Jonathan Alleman	2001-04
328	Carlos Moreno	2002-04

Team Single Match

Kills	No.	Game	Date
	91	vs. #4 Stanford	Apr 20, 2002
	89	at #1 UCLA	Feb 23, 2002
	87	vs. #4 Stanford	Jan 12, 2002
	87	at #1 Pepperdine	Apr 26, 2003

Total Attempts

No.	Game	Date
185 (5G)	at #2 Long Beach State	Jan 30, 2004
179 (5G)	at #1 UCLA	Feb 23, 2002
175 (5G)	vs. Penn State	Jan 6, 2005
169 (5G)	at #1 Pepperdine	Apr 26, 2003
169 (5G)	at #5 Stanford	Apr 10, 2009
166 (4G)	at #10 CS Northridge	Mar 22, 2003
164 (5G)	vs. #1 Hawaii	Apr 14, 2001

Hitting Percentage

%	Game	Date
.655	at #6 USC	Jan 31, 2001
.573	at UC San Diego	Feb 16, 2006
.545	vs. #5 Pepperdine	March 28, 2013
.537	vs. Stanford	Mar 3, 2006
.537	vs. Stanford	Mar 4, 2006
.525	vs. #13 Lewis	Jan. 12, 2013

Service Aces

No.	Game	Date
16	vs. #10 Penn State	May 1, 2003
15	vs. UC San Diego	Jan 18, 2014
13	at #8 CS Northridge	Apr 1, 2005
11	at Loyola-Chicago	Feb 11, 2011
11	at USC	Mar 4, 2005
11	at #11 Pacific	Mar 12, 2005
10	at #12 Stanford	Jan 17, 2003
10	at #1 Pepperdine	Apr 11, 2003
10	vs. #1 Lewis	May 3, 2003
10	at #10 UC Santa Barbara	Jan 21, 2005
10	vs. #6 Penn State	Feb 5, 2005
10	at #14 Loyola Marymount	Jan 21, 2008

Total Blocks

No.	Game	Date
24.5	vs. #10 UCSB	March 27, 2010
22.5	at UC San Diego	Feb 11, 2012
21.5	at #11 Hawaii	March 16, 2012
21.0	vs. #7 UC Irvine	Apr 21, 2001
21.0	at #2 Long Beach State	Jan 30, 2004
20.5	vs. #5 Long Beach State	Mar 20, 2009
20.5	vs. #5 Long Beach State	Mar 21, 2009
20.5	at #5 Stanford	Apr 10, 2009
20.5	vs. #1 Hawaii	Apr 14, 2001
20.0	vs. #6 Long Beach State	Apr 21, 2012

Assists

No.	Game	Date
91 (5G)	vs. #6 Stanford	Apr 20, 2002
85 (5G)	at #1 UCLA	Feb 23, 2002
83 (5G)	at #1 Pepperdine	Apr 26, 2003
82 (5G)	vs. #4 Stanford	Jan 12, 2002
82 (4G)	vs. #5 Pepperdine	Mar 13, 2004

Digs

No.	Game	Date
69 (5G)	at #11 Hawaii	Mar 16, 2012
68 (4G)	at #13 Hawaii	Apr 3, 2008
66 (5G)	at #6 UC Irvine	Feb 15, 2008
60 (5G)	at #5 Stanford	Apr 10, 2009
56 (5G)	vs. #5 Pepperdine	Apr 26, 2008
53 (4G)	vs. #3 Stanford	Apr 26, 2012
53 (3G)	at #13 Hawaii	Apr 4, 2008
52 (4G)	at #6 UC Irvine	Feb 16, 2008
52 (5G)	at #15 Pacific	Jan 20, 2003
52 (4G)	vs. UC Irvine	Apr 3, 2009
52 (5G)	at #2 Long Beach State	Jan 30, 2004
51 (4G)	at #3 UCLA	Apr 8, 2004
51 (5G)	at #7 UC Irvine	Jan 17, 2014

Team Single Season

Kills	No.	Year
	2,056	2004
	1,880	2010
	1,866	2003
	1,807	2002
	1,765	2009
	1,752	2005

Total Attempts

No.	Year
3,894	2010
3,859	2004
3,760	2009
3,650	2008
3,613	2003
3,546	2002

Hitting Percentage

%	Year
.370	2001
.361	2004
.343	2007
.340	2003
.340	2002

Block Solos

No.	Year
78	2004
70	2005
67	2009
63	2010
58	2003
55	2007

Block Assists

No.	Year
720	2010
699	2012
675	2009
665	2001
611	2008
586	2004
573	2002

Total Blocks

No.	Year
423	2010
403.5	2009
398.5	2012
381.5	2001
371.0	2004
342.5	2008
340.5	2003

Service Aces

No.	Year
174	2005
152	2003
136	2011
134	2002
119	2009
115	2006
115	2008
112	2013
110	2012

Assists

No.	Year
1,936	2004
1,782	2010
1,765	2003
1,702	2002
1,646	2005
1,631	2008
1,623	2009
1,547	2012
1,544	2006

Digs

No.	Year
1,239	2010
1,178	2008
1,085	2009
1,084	2012
994	2003
955	2002
909	2005
906	2013
903	2006
803	2011

Wins

No.	Year
29	2004
26	2013
25	2008
24	2012
23	2003
23	2002
23	2001

Consecutive Wins

No.	Year
21	2004
12	2008
11	2013
11	2010
10	2002
10	2001

Most 3-0 Wins

No.	Year
15	2001
14	2013
11	2011

Most 3-1 Wins

No.	Year
12	2010
10	2004
9	

Volleyball Box Score
The Automated ScoreBook
#3 BYU vs #7 Loyola Chicago (Jan 03, 2014 at Chicago, Ill.)

Volleyball Box Score
The Automated ScoreBook
#3 BYU vs #10 LEWIS (Jan 04, 2014 at Romeoville, Ill.)

##	BYU	ATTACK			SET			SERVE			RECEIVE			BLOCK			Points				
		S	K	E TA	Pct	Ast	TA	Pct	SA	SE	TA	Pct	0	RE	Pct	Dig		BS	BA	BE	BHE
5	MERETEV, Kiril	3	8	3 18	.278	0	1	.000	0	0	12	1000	0	0	.000	1	0	2	0	0	-
7	FUCHS, Phil	1	2	3 7	-.143	0	0	.000	0	1	3	.667	6	1	.857	1	0	0	0	0	-
9	HEAP, Tyler	3	1	0 1	1.000	31	74	.419	0	1	9	.889	1	0	1000	1	0	3	0	0	-
15	SANDER, Taylor	3	11	4 29	.241	0	5	.000	0	3	13	.769	19	3	.864	4	0	2	0	0	-
19	YOUNG, Devin	3	5	1 8	.500	0	0	.000	0	3	8	.625	0	0	.000	0	0	5	0	0	-
23	HATCH, Michael	3	3	0 6	.500	0	1	.000	0	1	17	.941	1	0	1000	3	1	3	0	0	-
6	RIVERA, Josue	2	5	2 17	.176	0	1	.000	0	2	10	.800	10	1	.909	7	0	2	0	0	-
12	REYES, Jaylen	3	0	0 0	.000	3	7	.429	0	0	0	.000	17	1	.944	6	0	0	0	0	-
Totals		3	35	13 86	.256	34	89	.382	0	11	72	.847	54	6	.900	23	1	17	0	0	-

Team Attack By Set

Set	K	E	TA	Pct
1	14	4	25	.400
2	12	6	38	.158
3	9	3	23	.261

SET SCORES

BYU (0)	1	2	3	Team Records:
BYU Chicago (3)	26	23	22	0-1
	28	25	25	2-0

TOTAL TEAM BLOCKS: 9.5

##	Loyola Chicago	ATTACK			SET			SERVE			RECEIVE			BLOCK			Points				
		S	K	E TA	Pct	Ast	TA	Pct	SA	SE	TA	Pct	0	RE	Pct	Dig		BS	BA	BE	BHE
2	Hutz, Peter	3	2	0 3	.667	34	78	.436	0	0	10	1000	1	0	1000	8	0	1	0	1	-
12	Caldwell, Cody	3	6	5 21	.048	2	3	.667	2	1	13	.923	24	0	1000	4	0	0	0	0	-
13	McAndrews, Owen	3	6	1 9	.556	0	0	.000	0	4	11	.636	0	0	.000	1	0	1	0	0	-
16	Smalzer, Joe	3	10	7 26	.115	0	2	.000	4	4	16	.750	0	0	.000	8	0	2	0	0	-
17	Jaeschke, Thomas	3	18	3 31	.484	2	7	.286	0	4	15	.733	22	0	1000	4	0	0	0	0	-
27	Olson, Nicholas	3	5	2 10	.300	0	0	.000	0	3	6	.500	0	0	.000	0	1	2	0	0	-
5	Rodriguez, Diego	3	0	0 0	.000	0	1	.000	0	1	4	.750	0	0	.000	0	0	0	0	0	-
6	Jasaitis, Peter	3	0	0 0	.000	5	10	.500	0	0	0	.000	14	0	1000	7	0	0	0	0	-
8	Berzins, Dainis	2	0	0 0	.000	0	0	.000	0	0	2	1000	0	0	.000	0	0	0	0	0	-
Totals		3	47	18 100	.290	43	101	.426	6	17	77	.779	61	0	1000	32	1	6	0	1	-

Team Attack By Set

Set	K	E	TA	Pct
1	19	3	34	.471
2	13	6	33	.212
3	15	9	33	.182

Site: Chicago, Ill. (Gentile Arena)
 Date: Jan 03, 2014 Attend: 653 Time: 1:22
 Referees: Devonie McLarty, Felix Madera

TOTAL TEAM BLOCKS: 4.0

##	BYU	ATTACK			SET			SERVE			RECEIVE			BLOCK			Points					
		S	K	E TA	Pct	Ast	TA	Pct	SA	SE	TA	Pct	0	RE	Pct	Dig		BS	BA	BE	BHE	
5	MERETEV, Kiril	4	8	3 20	.250	0	0	.000	1	1	19	.947	0	0	.000	3	0	6	0	0	-	
7	FUCHS, Phil	1	1	1 6	.000	0	1	.000	0	0	2	1000	0	0	1000	0	0	1	0	0	-	
9	HEAP, Tyler	4	2	0 3	.667	33	90	.367	0	2	14	.857	1	0	1000	7	0	0	0	1	-	
15	SANDER, Taylor	4	15	7 27	.296	2	8	.250	4	4	20	.800	23	0	1000	3	0	2	1	0	-	
19	YOUNG, Devin	4	6	2 14	.286	0	0	.000	0	2	10	.800	1	0	1000	1	0	3	0	0	-	
23	HATCH, Michael	4	3	2 11	.091	0	0	.000	1	3	13	.769	2	0	1000	1	0	6	0	0	-	
6	RIVERA, Josue	3	6	6 18	.000	0	0	.000	0	0	0	.000	2	2	10	.800	13	1	.929	0	0	-
10	LANGLOIS, Jake	1	1	0 5	.200	0	0	.000	1	1	5	.800	11	0	1000	0	0	0	0	0	-	
12	REYES, Jaylen	4	1	0 1	1.000	3	5	.600	0	0	0	.000	20	1	.952	5	0	0	0	0	-	
Totals		4	43	21 105	.210	38	104	.365	9	15	93	.839	75	4	.949	20	0	20	1	1	-	

Team Attack By Set

Set	K	E	TA	Pct
1	8	6	28	.071
2	12	6	29	.207
3	12	2	19	.526
4	11	7	29	.138

SET SCORES

BYU (1)	1	2	3	4	Team Records:
LEWIS (3)	22	25	21	23	0-2
	25	23	25	25	1-1

TOTAL TEAM BLOCKS: 10.0

##	LEWIS	ATTACK			SET			SERVE			RECEIVE			BLOCK			Points				
		S	K	E TA	Pct	Ast	TA	Pct	SA	SE	TA	Pct	0	RE	Pct	Dig		BS	BA	BE	BHE
9	Pettv, Greg	4	16	6 27	.370	1	2	.500	0	4	15	.733	33	4	.892	5	1	1	0	0	-
13	Powell, Geoff	4	15	5 24	.417	0	0	.000	0	0	10	1000	6	2	.750	3	0	5	0	0	-
14	Fitterer, Eric	4	13	7 32	.188	0	0	.000	2	4	13	.692	3	0	1000	3	0	4	0	0	-
15	Walsh, Bobby	4	7	1 11	.545	0	1	.000	1	2	11	.818	0	0	.000	1	0	6	0	0	-
16	Boldog, BJ	4	1	0 1	1.000	47	85	.553	0	2	16	.875	0	0	.000	8	0	1	0	0	-
22	Schmiegel, Jacob	4	4	1 8	.375	2	5	.400	1	3	20	.850	0	0	.000	0	1	3	0	0	-
3	Loqan, Tom	2	0	0 0	.000	0	0	.000	0	0	3	1000	0	0	.000	1	0	0	0	0	-
5	Butch, Eric	1	0	0 0	.000	0	0	.000	0	1	1	.000	0	0	.000	0	0	0	0	0	-
8	Yanez, Lucas	4	0	0 0	.000	5	12	.417	0	0	0	.000	25	0	1000	10	0	0	0	0	-
12	Hofmann, James	1	0	0 0	.000	0	0	.000	0	0	1	1000	0	0	.000	0	0	0	0	0	-
17	McCall, Will	2	0	0 0	.000	0	0	.000	0	0	4	1000	1	0	1000	0	0	0	0	0	-
21	Lilly, Patrick	2	0	0 0	.000	0	0	.000	0	1	2	.500	0	0	.000	0	0	0	0	0	-
Totals		4	56	20 103	.350	55	105	.524	4	17	96	.823	69	9	.885	31	2	20	0	0	-

Team Attack By Set

Set	K	E	TA	Pct
1	13	8	28	.179
2	14	6	29	.276
3	18	2	22	.727
4	11	4	24	.292

Site: Romeoville, Ill. (Neil Carey Arena)
 Date: Jan 04, 2014 Attend: 867 Time: 2:02
 Referees: Jim Kuziela, Barbara Zvonek, Gustafson/Marron

TOTAL TEAM BLOCKS: 12.0

Volleyball Box Score
The Automated ScoreBook
Cal State Northridge vs #9 BYU (Jan 10, 2014 at Provo, Utah)

Volleyball Box Score
The Automated ScoreBook
#1 Long Beach State vs #9 BYU (Jan 11, 2014 at Provo, Utah)

##	Cal State Northridge	ATTACK			SET			SERVE			RECEIVE			BLOCK			Points				
		S	K	E TA	Pct	Ast	TA	Pct	SA	SE	TA	Pct	0	RE	Pct	Dig		BS	BA	BE	BHE
5	Jakub Ciesla	3	6	7 17	-.059	0	0	.000	0	3	13	.769	0	0	.000	6	1	0	0	0	-
8	Kyle Stevenson	3	2	2 7	.000	2	2	1000	0	1	7	.857	21	1	.955	3	0	0	0	0	-
11	Sam Holt	3	10	7 24	.125	0	6	.000	0	2	8	.750	15	0	1000	2	0	1	2	0	-
12	Vaughn Wellenreiter	3	2	0 5	.400	0	0	.000	0	2	5	.600	0	0	.000	1	1	2	0	0	-
15	Travis Magonien	3	1	0 2	.500	24	59	.407	0	3	12	.750	0	0	.000	1	0	2	0	0	-
17	Greg Faulkner	3	6	1 8	.625	0	0	.000	0	0	9	1000	0	1	.000	0	0	0	1	0	-
1	Charlie Condron	2	0	0 0	.000	0	0	.000	0	0	0	.000	2	1	.667						

Volleyball Box Score
The Automated ScoreBook
#8 BYU vs #7 UC Irvine (Jan 17, 2014 at Irvine, Calif.)

Volleyball Box Score
2014 UC San Diego Men's Volleyball
#8 BYU vs UC San Diego (Jan 18, 2014 at La Jolla, CA)

#	BYU	ATTACK				SET			SERVE			RECEIVE			BLOCK			Points				
		S	K	E	TA	Pct	Asst	TA	Pct	SA	SE	TA	Pct	O	RE	Pct	Dig		BS	BA	BE	BHE
6	RIVERA, Josue	5	12	3	25	.360	0	5	.000	2	3	12	.750	31	1	.969	12	0	2	1	0	-
9	HEAP, Tyler	5	1	2	3	-.333	54	117	.462	0	3	22	.864	0	0	.000	10	0	0	0	1	-
11	UNDERWOOD, Matt	1	0	2	2	-1.00	0	1	.000	0	1	3	.667	0	0	.000	1	0	1	0	0	-
15	SANDER, Taylor	5	25	9	58	.276	2	4	.500	0	3	17	.824	26	2	.929	9	1	3	0	0	-
19	YOUNG, Devin	5	9	3	15	.400	0	1	.000	2	2	25	.920	1	0	1000	3	0	2	0	0	-
23	HATCH, Michael	3	1	0	5	.200	0	0	.000	0	0	8	1000	0	0	.000	0	0	4	0	0	-
2	HENINGER, Carson	5	17	4	31	.419	0	2	.000	2	2	14	.857	0	0	.000	4	0	3	1	0	-
7	FUCHS, Phil	1	0	1	5	-.200	0	0	.000	0	0	1	1000	2	0	1000	0	0	0	0	0	-
10	LANGLOIS, Jake	1	0	0	0	.000	0	0	.000	0	0	0	.000	0	1	.000	0	0	0	0	0	-
12	REYES, Jaylen	5	0	0	0	.000	5	9	.556	0	0	0	.000	31	2	.939	11	0	0	0	0	-
17	GROSH, Joe	3	2	0	6	.333	0	0	.000	0	1	10	.900	0	0	.000	1	0	1	0	0	-
18	SUTTON, Robbie	1	0	0	1	.000	4	11	.364	0	0	1	1000	0	0	.000	0	0	0	0	0	-
Totals		5	67	24	151	.285	65	150	.433	6	15	113	.867	91	6	.938	51	1	16	2	1	-

#	BYU	ATTACK				SET			SERVE			RECEIVE			BLOCK			Points				
		S	K	E	TA	Pct	Asst	TA	Pct	SA	SE	TA	Pct	O	RE	Pct	Dig		BS	BA	BE	BHE
6	RIVERA, Josue	1	1	0	1	1.000	0	0	.000	0	0	0	.000	2	0	1000	0	0	0	0	0	-
9	HEAP, Tyler	1	0	0	0	.000	11	18	.611	0	0	6	1000	0	0	.000	1	0	0	0	0	-
11	UNDERWOOD, Matt	3	9	2	21	.333	0	0	.000	2	1	8	.875	0	0	.000	8	0	4	0	0	-
15	SANDER, Taylor	3	13	4	24	.375	0	1	.000	9	3	24	.875	13	0	1000	5	0	1	0	0	-
19	YOUNG, Devin	3	4	1	5	.600	0	0	.000	3	1	16	.938	0	0	.000	2	0	1	0	0	-
23	HATCH, Michael	2	1	1	7	.000	1	2	.500	0	1	2	.500	0	0	.000	2	0	4	0	0	-
3	CHANG, Evan	1	0	0	0	.000	1	2	.500	0	0	0	.000	4	0	1000	1	0	0	0	0	-
7	FUCHS, Phil	2	5	0	11	.455	1	1	1000	1	1	4	.750	4	0	1000	1	0	0	0	0	-
10	LANGLOIS, Jake	2	3	2	8	.125	0	2	.000	0	2	2	.000	6	0	1000	3	0	2	1	0	-
12	REYES, Jaylen	3	0	0	0	.000	1	6	.167	0	0	0	.000	10	1	.909	5	0	0	0	0	-
17	GROSH, Joe	1	3	0	3	1.000	0	0	.000	0	1	5	.800	0	0	.000	1	0	0	0	0	-
18	SUTTON, Robbie	2	1	1	2	.000	20	44	.455	0	0	7	1000	0	0	.000	3	0	0	0	0	-
Totals		3	40	11	82	.354	35	74	.473	15	10	74	.865	39	4	.907	32	0	12	1	0	-

Team Attack By Set

Set	K	E	TA	Pct
1	9	7	25	.080
2	20	7	48	.271
3	12	5	34	.206
4	15	2	22	.591
5	11	3	22	.364

TOTAL TEAM BLOCKS: 9.0

SET SCORES

BYU (3)	1	2	3	4	5	Team Records:
UC Irvine (2)	19	34	21	25	15	3-2, 3-0
	25	32	25	18	12	3-4, 0-3

Team Attack By Set

Set	K	E	TA	Pct	Sideout
1	14	2	25	.480	9-12 75%
2	10	6	28	.143	10-20 50%
3	16	3	29	.448	10-17 58%

TOTAL TEAM BLOCKS: 6.0

SET SCORES

BYU (3)	1	2	3	Team Records:
UC San Diego (0)	25	25	25	4-2, 4-0 MPSPF
	12	19	17	0-5, 0-4 MPSPF

#	UC Irvine	ATTACK				SET			SERVE			RECEIVE			BLOCK			Points				
		S	K	E	TA	Pct	Asst	TA	Pct	SA	SE	TA	Pct	O	RE	Pct	Dig		BS	BA	BE	BHE
4	Woloson, Travis	5	9	5	29	.138	1	4	.250	2	1	20	.950	40	4	.909	8	0	1	0	0	-
5	Saeta, Michael	5	0	0	0	.000	50	119	.420	2	2	22	.909	1	0	1000	7	1	1	0	1	-
11	Kevorkian, Scott	5	5	2	10	.300	2	4	.500	1	4	19	.789	0	0	.000	0	2	2	0	0	-
13	Mehring, Collin	5	9	3	16	.375	0	4	.000	1	2	19	.895	0	0	.000	3	0	6	0	0	-
14	Dejno, Jeremy	5	16	5	35	.314	0	2	.000	0	1	15	.933	20	0	1000	8	1	2	0	0	-
15	Hershiko, Tamir	5	25	6	54	.352	2	3	.667	0	5	15	.667	0	0	.000	5	0	4	0	0	-
2	Hughes, Connor	1	0	0	0	.000	0	0	.000	0	0	1	1000	0	0	.000	1	0	0	0	0	-
8	Brinkley, Michael	5	0	1	1	-1.00	5	9	.556	0	0	0	.000	31	2	.939	18	0	0	0	0	-
12	Russell, Kyle	1	0	0	0	.000	0	0	.000	0	0	0	.000	0	0	.000	0	0	0	0	0	-
17	La Cavera, Zack	2	2	1	4	.250	0	0	.000	0	1	2	.500	0	0	.000	0	0	0	0	0	-
Totals		5	66	23	149	.289	60	145	.414	6	16	113	.858	92	6	.939	50	4	16	0	1	-

#	UC San Diego	ATTACK				SET			SERVE			RECEIVE			BLOCK			Points				
		S	K	E	TA	Pct	Asst	TA	Pct	SA	SE	TA	Pct	O	RE	Pct	Dig		BS	BA	BE	BHE
10	Mike Brunsting	3	1	0	1	1.000	17	57	.298	1	0	9	1000	0	0	.000	9	0	0	0	0	-
11	Scot Metzger	3	6	4	14	.143	1	1	1000	0	2	6	.667	22	3	.880	4	0	0	0	0	-
15	Mathew Schnitzer	3	3	1	11	.182	2	3	.667	0	0	10	1000	0	0	.000	1	0	1	0	0	-
20	Nick Iorfino	3	3	4	16	.062	0	3	.000	2	2	9	.778	14	4	.778	7	0	0	0	0	-
22	Johi Awerkamp	3	8	4	22	.182	0	2	.000	0	1	6	.833	0	0	.000	3	0	2	0	0	-
23	Fred Stahl	3	1	0	5	.200	0	1	.000	0	0	1	1000	0	0	.000	0	0	1	0	0	-
1	Elliott Shaw	2	0	0	0	.000	0	2	.000	0	0	0	.000	6	5	.545	0	0	0	0	0	-
2	Ian Colbert	1	0	0	0	.000	0	0	.000	0	0	0	.000	2	0	1000	0	0	0	0	0	-
4	Bryan Lee	3	0	0	0	.000	1	2	.500	0	0	0	.000	5	0	1000	1	0	0	0	0	-
6	Eric Barber	1	0	1	1	-1.00	0	0	.000	0	0	1	1000	0	0	.000	0	0	0	0	0	-
7	Calvin Manchenko	1	1	0	1	1.000	0	0	.000	0	0	0	.000	2	1	.667	0	0	0	0	0	-
9	Griffin Galvin	3	0	0	0	.000	0	2	.000	1	1	7	.857	0	0	.000	1	0	0	0	0	-
Totals		3	23	14	71	.127	21	73	.288	4	6	49	.878	49	15	.766	26	0	4	0	0	-

Team Attack By Set

Set	K	E	TA	Pct
1	13	5	28	.286
2	18	9	47	.191
3	16	3	33	.394
4	12	3	22	.409
5	7	3	19	.211

TOTAL TEAM BLOCKS: 12.0

Site: Irvine, Calif. (Bren Center)
 Date: Jan 17, 2014 Attend: 2793 Time: 2:28
 Referees: Jesse Martinez, Joe Sloate

Team Attack By Set

Set	K	E	TA	Pct	Sideout
1	7	4	18	.167	9-25 36%
2	7	7	29	.000	9-24 37%
3	9	3	24	.250	10-25 40%

Volleyball Box Score
The Automated ScoreBook
#4 BYU vs #3 Pepperdine (Jan 31, 2014 at Malibu, Calif.)

##	BYU	ATTACK				SET			SERVE			RECEIVE			BLOCK			Points				
		S	K	E	TA	Pct	Asst	TA	Pct	SA	SE	TA	Pct	O	RE	Pct	Dig		BS	BA	BE	BHE
2	HENINGER, Carson	5	17	6	30	.367	0	3	.000	0	3	.769	0	0	.000	1	0	5	0	0	0	-
6	RIVERA, Josue	5	5	6	19	-.053	0	0	.000	2	4	.733	14	0	1000	3	0	1	0	0	0	-
9	HEAP, Tyler	5	0	1	1	-.100	50	101	.495	0	2	.900	1	0	1000	5	0	4	0	0	0	-
15	SANDER, Taylor	5	19	7	39	.308	2	2	.000	1	4	.750	23	0	1000	8	0	6	1	0	0	-
17	GROSH, Joe	3	3	2	6	.167	1	1	1000	0	2	.714	0	0	.000	1	0	1	0	0	0	-
19	YOUNG, Devin	5	9	1	17	.471	0	1	.000	2	4	.789	0	1	.000	1	0	8	0	0	0	-
5	MERETEV, Kiril	2	2	2	7	.000	0	0	.000	0	0	.000	8	0	1000	4	0	0	0	0	0	-
7	FUCHS, Phil	1	0	0	0	.000	0	0	.000	0	0	.000	1	1	.500	0	0	0	0	0	0	-
12	REYES, Jaylen	5	0	0	0	.000	2	10	.200	0	0	.000	39	3	.929	13	0	0	0	0	0	-
18	SUTTON, Robbie	1	0	0	0	.000	1	3	.333	0	0	.000	0	0	.000	0	0	0	0	0	0	-
23	HATCH, Michael	3	2	2	5	.000	0	0	.000	0	1	.875	0	0	.000	2	0	5	0	0	0	-
Team																						
Totals		5	57	27	124	.242	54	121	.446	5	20	104	.808	86	6	.935	38	0	30	1	0	-

Team Attack By Set

Set	K	E	TA	Pct
1	11	5	19	.316
2	16	2	24	.583
3	7	9	30	.067
4	16	8	36	.222
5	7	3	15	.267

SET SCORES

	1	2	3	4	5	Team Records:
BYU (2)	19	25	21	28	11	6-3, 6-1 MPSF
Pepperdine (3)	25	17	25	26	15	5-1, 5-1 MPSF

TOTAL TEAM BLOCKS: 15.0

##	Pepperdine	ATTACK				SET			SERVE			RECEIVE			BLOCK			Points				
		S	K	E	TA	Pct	Asst	TA	Pct	SA	SE	TA	Pct	O	RE	Pct	Dig		BS	BA	BE	BHE
1	Matt West	5	0	0	1	.000	49	106	.462	1	3	.21	.857	0	0	.000	7	1	3	0	0	-
3	Nikola Antonijevic	5	4	2	8	.250	2	2	1000	0	1	.9	.889	0	0	.000	2	1	7	0	0	-
5	Matt Tarantino	5	7	2	19	.263	0	1	.000	2	3	.18	.833	0	0	.000	2	0	2	0	0	0
6	Kyle Gerrans	5	6	5	23	.043	1	4	.250	1	1	.16	.938	18	2	.900	11	0	2	0	0	-
13	Parker Kalmbach	5	17	4	32	.406	1	4	.250	0	1	.15	.933	0	0	.000	4	0	4	0	0	-
14	Josh Taylor	5	21	12	45	.200	0	0	.000	1	4	.19	.789	30	1	.968	2	1	3	0	0	-
10	Scott Rhein	4	0	1	1	-.100	0	1	.000	0	2	.5	.600	2	0	1000	0	0	0	0	0	-
16	Max States	4	0	0	0	.000	0	0	.000	1	1	.5	.800	0	0	.000	0	0	0	0	0	-
17	Leonardo Granato	2	0	0	0	.000	0	0	.000	0	0	.000	0	0	.000	0	0	0	0	0	0	-
18	Brennan Anderson	5	0	0	0	.000	1	6	.167	0	0	.000	29	2	.935	9	3	21	0	0	-	
Totals		5	55	26	129	.225	54	124	.435	6	16	108	.852	79	5	.940	37	3	21	0	0	-

Team Attack By Set

Set	K	E	TA	Pct
1	11	3	20	.400
2	11	6	23	.217
3	11	9	32	.062
4	10	6	35	.114
5	12	2	19	.526

Site: Malibu, Calif. (Firestone Fieldhouse)
 Date: Jan 31, 2014 Attend: 1432 Time: 2:14
 Referees: Robert Okamura, John Martin, Grissom/Montalv

TOTAL TEAM BLOCKS: 13.5

Volleyball Box Score
2014 USC Men's Volleyball
#4 BYU vs #5 USC (Feb 01, 2014 at USC)

##	BYU	ATTACK				SET			SERVE			RECEIVE			BLOCK			Points				
		S	K	E	TA	Pct	Asst	TA	Pct	SA	SE	TA	Pct	O	RE	Pct	Dig		BS	BA	BE	BHE
2	HENINGER, Carson	5	9	4	23	.217	0	0	.000	2	2	.12	.833	1	0	1000	6	2	3	0	0	-
6	RIVERA, Josue	5	15	5	27	.370	1	4	.250	1	2	.14	.857	18	1	.947	8	1	2	0	0	-
9	HEAP, Tyler	5	0	0	0	.000	41	90	.456	0	0	.16	1000	0	0	.000	6	0	5	0	0	-
15	SANDER, Taylor	5	14	11	44	.068	1	4	.250	0	1	.12	.917	29	2	.935	8	0	1	1	0	-
17	GROSH, Joe	3	3	0	5	.600	0	1	.000	1	0	10	1000	0	0	.000	1	0	2	1	0	-
19	YOUNG, Devin	5	6	2	11	.364	1	1	1000	1	3	.21	.857	0	0	.000	0	1	2	0	0	-
5	MERETEV, Kiril	1	0	1	1	-.1000	0	0	.000	0	0	.000	1	1	.500	0	0	0	0	0	0	-
12	REYES, Jaylen	5	0	0	0	.000	1	5	.200	0	0	.000	33	1	.971	5	0	0	0	0	0	-
14	DOBBERT, Tim	1	0	0	0	.000	0	0	.000	0	0	.000	0	0	.000	0	0	0	0	0	0	-
18	SUTTON, Robbie	2	0	0	0	.000	5	12	.417	0	0	.2	1000	0	0	.000	1	0	0	0	0	-
23	HATCH, Michael	2	3	0	5	.600	0	0	.000	0	1	.9	.889	0	0	.000	1	0	4	0	0	-
Team																						
Totals		5	50	23	116	.233	50	117	.427	5	9	96	.906	82	6	.932	36	4	19	2	0	-

Team Attack By Set

Set	K	E	TA	Pct	Sideout	Pct
1	8	3	16	.312	14-24	58%
2	10	7	25	.120	16-23	69%
3	10	6	27	.148	12-24	50%
4	15	4	34	.324	16-21	76%
5	7	3	14	.286	8-10	80%

SET SCORES

	1	2	3	4	5	Team Records:
BYU (3)	16	25	15	25	15	7-3, 7-1 MPSF
USC (2)	25	22	25	20	10	5-3, 4-3 MPSF

TOTAL TEAM BLOCKS: 13.5

##	USC	ATTACK				SET			SERVE			RECEIVE			BLOCK			Points				
		S	K	E	TA	Pct	Asst	TA	Pct	SA	SE	TA	Pct	O	RE	Pct	Dig		BS	BA	BE	BHE
2	Chris Lischke	5	3	1	9	.222	1	5	.200	0	0	.7	1000	0	0	.000	1	1	3	0	0	-
5	Micah Christenson	5	5	0	7	.714	51	115	.443	1	4	.19	.789	2	0	1000	7	0	5	0	0	-
9	Alex Slought	5	11	8	23	.130	1	1	1000	1	2	.23	.913	27	1	.964	4	1	1	1	0	-
10	Cristian Rivera	5	12	7	31	.161	1	2	.500	3	3	.21	.857	0	0	.000	5	0	1	0	0	-
23	Andy Benesh	5	8	0	16	.500	0	2	.000	0	3	.11	.727	0	0	.000	0	0	6	1	0	-
25	Lucas Yoder	5	23	9	47	.298	1	1	1000	1	1	.14	.929	31	1	.969	4	0	3	0	0	-
4	Brooks Varni	3	0	0	0	.000	0	0	.000	0	0	.3	1000	0	0	.000	0	0	0	0	0	-
6	Henry Cassidy	3	0	0	0	.000	5	8	.625	0	0	.000	21	0	1000	17	0	0	0	0	-	
7	Maddison McKibbin	2	0	1	2	-.500	0	0	.000	0	0	.000	0	0	.000	0	0	0	0	0	0	-
15	Paul Yoder	2	0	0	0	.000	0	0	.000	0	1	.2	.500	0	0	.000	0	0	0	0	0	-
16	Robert Feathers	1	1	1	3	.000	0	0	.000	0	0	.2	1000	0	0	.000	0	0	1	0	0	-
Team																						
Totals		5	63	27	138	.261	60	134	.448	6	14	102	.863	82	5	.943	38	2	20	2	0	-

Team Attack By Set

Set	K	E	TA	Pct	Sideout	Pct
1	17	2	25	.600	15-17	88%
2	13	9	32	.125	15-24	62%
3	17	2	28	.536	13-16	81%
4	10	6	32	.125	15-24	62%
5	6	8	21	-.095	8-15	53%

Site: USC (Galen Center)<

Volleyball Box Score
The Automated ScoreBook
#4 BYU vs #8 Stanford (Feb 15, 2014 at Stanford, Calif.)

#	BYU	ATTACK				SET			SERVE			RECEIVE			BLOCK			Points				
		S	K	E	TA	Pct	Ast	TA	Pct	SA	SE	TA	Pct	O	RE	Pct	Dig		BS	BA	BE	BHE
2	HENINGER, Carson	4	4	2	16	.125	0	1	.000	1	1	9	.889	0	0	.000	8	0	3	0	0	-
6	RIVERA, Josue	5	12	5	28	.250	0	1	.000	3	3	20	.850	12	3	.800	8	0	2	0	0	-
9	HEAP, Tyler	5	0	0	1	.000	53	109	.486	0	0	16	1000	0	0	.000	10	0	1	1	0	-
15	SANDER, Taylor	5	27	7	48	.417	0	2	.000	2	2	21	.905	47	1	.979	6	0	4	0	0	-
19	YOUNG, Devin	5	9	1	18	.444	0	2	.000	1	6	22	.727	0	0	.000	4	1	1	0	0	-
23	HATCH, Michael	5	5	1	10	.400	0	1	.000	0	1	12	.917	2	0	1000	0	0	7	0	0	-
3	CHANG, Evan	1	0	0	0	.000	0	0	.000	0	0	0	.000	0	0	.000	0	0	0	0	0	-
7	FUCHS, Phil	1	0	0	0	.000	0	0	.000	0	0	1	1000	0	0	.000	0	0	0	0	0	-
11	UNDERWOOD, Matt	3	3	1	9	.222	2	4	.500	0	0	3	1000	0	0	.000	2	0	0	0	0	-
12	REYES, Jaylen	5	0	0	0	.000	3	7	.429	0	0	0	.000	14	0	1000	7	0	0	0	0	-
Totals		5	60	17	130	.331	58	127	.457	7	13	104	.875	76	4	.950	45	1	18	1	0	-

Team Attack By Set

Set	K	E	TA	Pct
1	16	2	24	.583
2	11	5	36	.167
3	12	4	31	.258
4	13	4	27	.333
5	8	2	12	.500

SET SCORES

	1	2	3	4	5	Team Records:
BYU (3)	25	20	25	20	15	10-3, 10-1 MPSF
Stanford (2)	22	25	21	25	7	8-5, 5-5 MPSF

TOTAL TEAM BLOCKS: 10.0

#	Stanford	ATTACK				SET			SERVE			RECEIVE			BLOCK			Points				
		S	K	E	TA	Pct	Ast	TA	Pct	SA	SE	TA	Pct	O	RE	Pct	Dig		BS	BA	BE	BHE
4	Kaminski, Conrad	5	5	0	10	.500	2	2	1000	0	4	12	.667	1	0	1000	0	0	3	1	0	-
7	Falls, Denny	5	1	1	9	.000	2	4	.500	1	0	16	1000	0	0	.000	1	0	2	1	0	-
8	Shaw, James	5	6	2	13	.308	48	104	.462	0	5	13	.615	0	0	.000	6	0	1	0	0	-
10	Cook, Brian	5	20	5	43	.349	3	6	.500	0	5	13	.615	33	0	1000	9	0	1	0	0	-
12	Irvin, Steven	5	17	4	32	.406	1	4	.250	1	2	24	.917	20	4	.833	13	0	3	0	0	-
13	Mochalski, Eric	5	16	5	34	.324	2	4	.500	2	5	19	.737	0	0	.000	5	0	2	0	0	-
1	Cvrtlik, Joe	3	0	0	0	.000	0	0	.000	0	0	4	1000	0	0	.000	0	0	0	0	0	-
6	Delgado, Grant	3	0	0	0	.000	1	2	.500	0	0	0	.000	10	1	.909	3	0	0	0	0	-
16	Sakaida, Scott	4	0	0	0	.000	1	6	.167	0	0	0	.000	18	2	.900	7	0	0	0	0	-
Totals		5	65	17	141	.340	60	132	.455	4	21	101	.792	84	7	.923	44	0	12	2	0	-

Team Attack By Set

Set	K	E	TA	Pct
1	16	2	26	.538
2	16	4	32	.375
3	13	7	38	.158
4	17	1	31	.516
5	3	3	14	.000

Site: Stanford, Calif. (Maples Pavilion)
Date: Feb 15, 2014 Attend: 1197 Time: 2:17
Referees: John Kinyon, Bill Forrester

TOTAL TEAM BLOCKS: 6.0

The Automated ScoreBook
BYU Combined Team Statistics (as of Feb 21, 2014)
All matches

Overall record: 10-3 Conf: 10-1 Home: 4-0 Away: 6-3 Neutral: 0-0

#	Player	sp	Attack				pct	Set		Serve			re	Dig		Blocking					points	
			k	k/s	e	ta		a	a/s	sa	se	sa/s		dig	dig/s	bs	ba	total	blk/s	be		bhe
3	CHANG, Evan	8	1	0.12	0	1	1.000	1	0.12	0	0	0.00	0	8	1.00	0	0	0	0.00	0	0	-
12	REYES, Jaylen	49	1	0.02	0	1	1.000	29	0.59	0	0	0.00	12	83	1.69	0	0	0	0.00	0	0	-
17	GROSH, Joe	21	31	1.48	7	54	.444	1	0.05	2	8	0.10	1	7	0.33	1	16	17	0.81	1	1	-
19	YOUNG, Devin	51	82	1.61	18	148	.432	1	0.02	11	35	0.22	1	17	0.33	4	51	55	1.08	4	0	-
16	DOBBERT, Tim	4	7	1.75	1	14	.429	0	0.00	0	2	0.00	0	2	0.50	0	2	2	0.50	0	0	-
15	SANDER, Taylor	48	214	4.46	75	442	.314	12	0.25	25	36	0.52	11	72	1.50	1	32	33	0.69	5	0	-
2	HENINGER, Carson	32	71	2.22	30	156	.263	2	0.06	6	14	0.19	0	27	0.84	2	30	32	1.00	3	1	-
11	UNDERWOOD, Matt	17	36	2.12	13	90	.256	4	0.24	3	7	0.18	0	24	1.41	0	12	12	0.71	1	0	-
6	RIVERA, Josue	45	97	2.16	41	231	.242	4	0.09	16	27	0.36	12	66	1.47	1	25	26	0.58	4	0	-
23	HATCH, Michael	35	27	0.77	9	76	.237	4	0.11	3	12	0.09	0	14	0.40	3	49	52	1.49	0	0	-
7	FUCHS, Phil	14	29	2.07	15	75	.187	1	0.07	2	3	0.14	3	9	0.64	1	5	6	0.43	0	0	-
9	HEAP, Tyler	47	8	0.17	5	17	.176	490	10.43	2	13	0.04	0	70	1.49	0	26	26	0.55	1	3	-
5	MERETEV, Kiril	12	20	1.67	12	56	.143	0	0.00	1	2	0.08	3	9	0.75	0	9	9	0.75	0	0	-
10	LANGLOIS, Jake	9	10	1.11	8	33	.061	0	0.00	1	5	0.11	1	5	0.56	0	4	4	0.44	1	0	-
18	SUTTON, Robbie	9	1	0.11	1	5	.000	57	6.33	0	2	0.00	0	8	0.89	0	2	2	0.22	2	0	-
	BYU	51	635	12.45	235	1399	.286	606	11.88	72	166	1.41	54	421	8.25	13	263	144.5	2.83	22	5	-
	Opponents	51	620	12.16	276	1421	.242	587	11.51	54	182	1.06	72	438	8.59	24	158	103.0	2.02	13	4	-

Team Statistics	BYU	OPP
ATTACK		
Kills	635	620
Errors	235	276
Total Attacks	1399	1421
Attack Pct	.286	.242
Kills/Set	12.5	12.2
SET		
Assists	606	587
Attempts	1377	1412
Assist Pct	.440	.416
Assists/Set	11.9	11.5
SERVE		
Aces	72	54
Errors	166	182
Attempts	1170	1092
Serve Pct	.858	.833
Aces/Set	1.4	1.1
SERVE RECEPTIONS		
Errors	54	72
Errors/Set	1.1	1.4
Attempts	910	1004
Reception Pct	.941	.928
DEFENSE		
Digs	421	438
Digs/Set	8.3	8.6
BLOCKING		
Block Solo	13	24
Block Assist	263	158
Total Blocks	144.5	103.0
Blocks/Set	2.8	2.0
Block Errors	22	13
Ball handling errors	5	4
ATTENDANCE		
Total	14168	10274
Dates/Avg Per Date	4/3542	9/1142
Neutral site #/Avg	0/0	
Current win streak	4	-
Home win streak	4	-

Date	Opponent	Score	Score by set	Att.
Jan 03	at #7 Loyola Chicago	L 0-3	26-28,23-25,22-25	653
Jan 04	at #10 LEWIS	L 1-3	22-25,25-23,21-25,23-25	867
*Jan 10	CAL STATE NORTHRIDGE	w 3-0	25-23,25-22,25-15	3039
*Jan 11	#1 LONG BEACH STATE	w 3-1	25-20,23-25,25-20,25-20	2992
*Jan 17	at #7 UC Irvine	w 3-2	19-25,34-32,21-25,25-18,15-12	2793
*Jan 18	at UC San Diego	w 3-0	25-12,25-19,25-17	826
*Jan 24	#6 STANFORD	w 3-1	25-20,19-25,25-23,25-21	5248
*Jan 25	PACIFIC	w 3-0	25-19,25-20,25-19	2889
*Jan 31	at #3 Pepperdine	L 2-3	19-25,25-17,21-25,28-26,11-15	1432
*Feb 01	at #5 USC	w 3-2	16-25,25-22,15-25,25-20,15-10	1075
*Feb 03	at California Baptist	w 3-0	33-31,25-18,25-20	1119
*Feb 14	at Pacific	w 3-1	25-19,25-16,20-25,25-19	312
*Feb 15	at #8 Stanford	w 3-2	25-22,20-25,25-21,20-25,15-7	1197

Record in 3-set matches:4-1 • Record in 4-set matches:3-1 • Record in 5-set matches:3-1