



2013-14 Stanford Basketball

Athletic Communications • Arrillaga Family Sports Center • 641 Campus Drive • Stanford, Calif. 94305 • GoStanford.com
Director of Athletic Communications • Brian Risso • 650-736-9044 (office) • 650-200-9513 (cell) • brisso@stanford.edu • @brian_risso
@stanfordbball • @Coach_Dawkins • /StanfordBasketball (Facebook)

NOVEMBER

8	FRI	Bucknell	W, 72-68	P12NET
11	MON	BYU	8 p.m.	ESPN2
14	THU	Northwestern	8 p.m.	ESPNU
17	SUN	at Denver	11 a.m.	ROOT
21	THU	Texas Southern (1)	7 p.m.	P12NET
25	MON	Houston (2)	6:30 p.m.	ESPN2
26	TUE	Pittsburgh/Texas Tech (2)	4/6 p.m.	ESPNU/TBA

DECEMBER

1	SUN	South Dakota State (1)	5 p.m.	P12NET
14	SAT	UC Davis	5 p.m.	P12NET
18	WED	at Connecticut	6 p.m.	ESPN2
21	SAT	Michigan (3)	5 p.m.	FS1
29	SUN	Cal Poly	4 p.m.	P12NET

JANUARY

2	THU	• California	6 p.m.	FS1
9	THU	• at Oregon State	7 p.m.	P12NET
12	SUN	• at Oregon	2 p.m.	FS1
15	WED	• Washington State	7 p.m.	P12NET
18	SAT	• Washington	8 p.m.	ESPNU
23	THU	• at UCLA	8 p.m.	P12NET
26	SUN	• at USC	2 p.m.	P12NET
29	WED	• Arizona	6 p.m.	ESPN2

FEBRUARY

1	SAT	• Arizona State	1 p.m.	P12NET
5	WED	• at California	6 p.m.	ESPN2
12	WED	• at Washington	6 p.m.	ESPN2
15	SAT	• at Washington State	4 p.m.	P12NET
20	THU	• USC	8 p.m.	P12NET
22	SAT	• UCLA	3/6 p.m.	ESPN/ESPN2
26	WED	• at Arizona State	8 p.m.	ESPNU

MARCH

2	SUN	• at Arizona	5 p.m.	ESPNU
5	WED	• Colorado	6 p.m.	ESPN2
8	SAT	• Utah	11:30 a.m.	P12NET
12	WED	Pac-12 Tournament (4)	TBA	TBA
13	THU	Pac-12 Tournament (4)	TBA	TBA
14	FRI	Pac-12 Tournament (4)	TBA	TBA
15	SAT	Pac-12 Tournament (4)	TBA	TBA

• Pac-12 game

Bold indicates home game

All Times Pacific

- (1) Progressive Legends Classic at campus sites - Stanford, CA
- (2) Progressive Legends Classic - Brooklyn, NY
- (3) Brooklyn Hoops Holiday Invitational - Brooklyn, NY
- (4) Pac-12 Tournament - Las Vegas, NV

Stanford Cardinal (1-0, 0-0 Pac-12)

vs.

BYU Cougars (1-0, 0-0 WCC)

Monday, Nov. 11, 2013 • 8 p.m.

Stanford, CA • Maples Pavilion (7,233)

Series History: BYU leads 4-2

Last Meeting: Stanford 62, BYU 53 (Nov. 23, 2004 at Maui, HI)

Radio: KNBR 1050 AM (PBP: Scott Reiss, Analyst: John Platz)

KZSU 90.1 FM (PBP: Shawn Tuteja, Analysts: Kyle Palmer, Vihan Lakshman)

TV: ESPN2 (PBP: Dave Pasch, Analyst: Seth Greenberg)

The Opening Tip

Fresh off a 72-68 victory over Bucknell in Friday's season opener, Stanford (1-0, 0-0 Pac-12) hosts BYU (1-0, 0-0 WCC) on Monday in an 8 p.m. tip. It's the second contest of a three-game homestand, with Northwestern (Nov. 14) visiting The Farm later this week.

Media Memo

The game can be heard on KNBR 1050 AM, featuring the tandem of Scott Reiss (play-by-play) and John Platz (analyst). The contest will be televised on ESPN2, with Dave Pasch (play-by-play) and Seth Greenberg (analyst) on the call. KZSU 90.1 FM also has coverage.

PROBABLE STARTERS

Name	Pos.	Ht.	Wt.	Yr.	Hometown (Last School)	PPG	RPG
4) Stefan Nastic	C	6-11	245	Jr.*	Thornhill, Ontario, Canada (Thornhill Secondary School)	11.0	6.0
5) Chasson Randle	G	6-2	185	Jr.	Rock Island, Ill. (Rock Island HS)	18.0	4.0
21) Anthony Brown	G/F	6-6	215	Jr.*	Fountain Valley, Calif. (Ocean View HS)	14.0	5.0
24) Josh Huestis	F	6-7	230	Sr.	Great Falls, Mont. (C.M. Russell HS)	4.0	8.0
33) Dwight Powell	F	6-10	240	Sr.	Toronto, Ontario, Canada (IMG Academy)	17.0	12.0

RESERVES

0) Schuyler Rimmer	C	6-10	255	Fr.	Orlando, Fla. (Boone HS)	-	-
1) Christian Sanders	G	6-4	185	So.	Houston, Texas (St. Thomas HS)	-	-
2) Aaron Bright	G	5-11	175	Sr.	Bellevue, Wash. (Bellevue HS)	7.0	0.0
3) Malcolm Allen	G	6-1	175	Fr.	Las Vegas, Nev. (Centennial HS)	-	-
10) Robbie Lemons	G	6-3	205	Sr.	Carmichael, Calif. (Sacramento Country Day HS)	0.0	0.0
11) Andy Brown	F	6-7	215	Sr.*	Yorba Linda, Calif. (Mater Dei HS)	-	-
14) Jack Ryan	G/F	6-8	210	So.*	Glenview, Ill. (Glenbrook South HS)	-	-
15) Marcus Allen	G	6-3	190	Fr.	Las Vegas, Nev. (Centennial HS)	-	-
20) Wade Morgan	G	6-1	175	Jr.	South Orange, N.J. (Delbarton School)	-	-
25) Rosco Allen	F	6-9	220	So.	Budapest, Hungary (Bishop Gorman HS)	-	-
30) Grant Verhoeven	C	6-9	245	So.	Hanford, Calif. (Central Valley Christian HS)	0.0	0.0
31) Scott Woods	F	6-9	210	Fr.	Simi Valley, Calif. (Royal HS)	-	-
40) John Gage	F/C	6-10	225	Sr.	Vashon Island, Wash. (Vashon Island HS)	-	-
44) Elliott Bullock	F/C	6-10	235	Jr.*	Salt Lake City, Utah (Olympus HS)	-	-

* has used redshirt season

Head Coach: Johnny Dawkins (Duke, 1986) - 6th season

Assistant Coach: Tim O'Toole (Fairfield, 1987) - 1st season

Assistant Coach: Charles Payne (Florida International, 1989) - 6th season

Assistant Coach: Mike Schrage (Indiana, 1998) - 6th season

**The Anne and Tony Joseph
Director of Men's Basketball
Johnny Dawkins
Overall Record: 95-74 (6th yr.)
At Stanford: 95-74 (6th yr.)**



Johnny Dawkins' contributions since arriving on The Farm have come in the form of team and individual success, most notably guiding the Cardinal to the 2012 Postseason NIT championship.

Meanwhile, one year after leading Stanford to a 20-win season for the 20th time in school history, Dawkins oversaw Landry Fields' progression from key reserve to all-league performer and eventual NBA Draft pick.

Dawkins has also made significant strides off the court, with several highly-touted recruiting classes yielding some of the nation's elite players. More impressively, that same young talent is being developed quickly. In 2012, Chasson Randle became the fourth player to earn All-Freshman Team status among conference players during Dawkins' tenure following a six-year period in which only two Cardinal rookies were honored.

High standards in the classroom have also been established. In 2012-13, Stanford was represented with a league-best seven players named to the Pac-12 All-Academic team. For the fourth season in a row, Stanford had more honorees than any conference school.

Stanford finished 19-15 overall last year, advancing to the NIT second round. The Cardinal finished 9-9 in the Pac-12, sweeping the season series against California for the first time since 2008 and notching a 76-52 upset of No. 10/12 Oregon at Maples Pavilion.

Stanford produced a 26-11 record in 2011-12 en route to capturing the Postseason NIT title, the third championship in school history. The Cardinal chalked up its best win total since a 28-8 campaign in 2007-08. Stanford was the Pac-12's winningest program and tallied a league-best four victories against the RPI's top-50.

The Cardinal wrapped up the 2010-11 season at 15-16, fielding a team without a senior for the first time in school history. Stanford finished 14-18 during the 2009-10 campaign, Dawkins' second year at the helm.

In 2008-09, Dawkins directed Stanford to a 20-14 record and reached the CBI semifinals. In addition to surpassing Robert Burnett as the winningest first-year head coach in school history, Dawkins ranked third in victories among the 21 first-year head coaches in Division I with no prior college head coaching experience.

Dawkins, 50, became Stanford's 17th head coach on Apr. 28, 2008, after 11 years as a member of the Duke coaching staff. For the previous nine seasons (2000-08), Dawkins served as Duke's associate head coach and began his coaching career as an assistant in 1998-99. During Dawkins' 11 years at Duke, the Blue Devils won the 2001 NCAA championship, six ACC regular season crowns and seven ACC Tournament titles.

Dawkins finished his career in 1986 as the school's all-time leading scorer. Dawkins was a two-time first team All-ACC performer in 1985 and 1986 as well as the school's first consensus two-time, first team All-American. As a senior, he was tabbed ACC Tournament MVP while also becoming the first Naismith Player of the Year recipient in school history.

ESPN College Hoops Tip-Off Marathon

Monday's game represents the start of ESPN's sixth annual 24-hour College Hoops Tip-Off Marathon, which celebrates the start of the season with 18 live games (16 men, 2 women) spanning into Tuesday. ESPN2 will televise nine straight games tipping off every two hours beginning at 7 p.m. on Monday, while ESPNU hosts a men's doubleheader also at 7 p.m. ESPN's schedule of six consecutive games will begin at 1 p.m. on Nov. 12 and culminate with a 30-minute live presentation of College GameDay Covered by State Farm and the Champions Classic doubleheader starting at 7 p.m. from Chicago. ESPN2 will continue Marathon action with a prime time doubleheader at 7 p.m. and 9 p.m.

Scouting BYU

- BYU handled Weber State 81-72 on Friday in its season opener at home, boosted by 28 points (9-21 FG, 9-12 FT) and 13 rebounds from Tyler Haws. Matt Carlino chipped in with 22 points (10-22 FG), six rebounds and six assists.
- The Cougars are coming off a 24-12 campaign that ended in the semifinals of the Postseason NIT, falling to eventual champion Baylor at Madison Square Garden.
- A postseason fixture with 38 total appearances (27 NCAA, 11 NIT), BYU returns preseason All-American Tyler Haws, who led the WCC in scoring and was seventh in the nation at 21.7 points per game last season.
- Kyle Collinsworth returns from a two-year mission in Russia. He started 27 games on BYU's 2010-11 team that advanced to the Sweet Sixteen.
- Four hours earlier on ESPN2 as part of ESPN's College Hoops Tip-Off Marathon, the Stanford women's basketball team plays at Connecticut.

Stanford All-Time Against BYU

Stanford is 2-4 all-time against BYU. The Cardinal picked up a 62-53 victory in the most recent meeting, which took place Nov. 23, 2004, at the EA Sports Maui Invitational. BYU will be playing its first game at Maples Pavilion since Jan. 4, 1969, one night after the Cougars defeated the Cardinal 95-89 in the first game ever played at the facility.

Takeaways From The Bucknell Game

- Dwight Powell registered a double-double of 17 points and 12 rebounds while Chasson Randle scored a game-high 18 points as Stanford put away Bucknell 72-68.
- The Cardinal shot 48.1 percent overall and held a 38-32 rebounding edge. Stanford cashed in at the foul line, making 15-21 compared to Bucknell's 8-9 clip.
- Dwight Powell became the first Cardinal player to notch a double-double in the season opener since Lawrence Hill (22 points, 11 rebounds) against Yale in the 2008 lid-lifter.
- The game featured 11 lead changes and two ties. Stanford took a 35-34 lead into the break but Bucknell managed to stay within striking distance the entire game.
- After missing his first 13 three-point attempts to start last year, Aaron Bright nailed his first try of the 2013-14 campaign. He finished with seven points off the bench.
- Josh Huestis contributed four blocks, moving into sole possession of fifth place on the career blocks list with 125.
- All five starters played at least 28 minutes, as head coach Johnny Dawkins used only three players off the bench.
- In its 99-year history, the Cardinal sports an 81-18 record in season openers.
- It was the first ever meeting between Stanford and Bucknell.

Brown's Return Provides Immediate Boost

Returning to action after missing all but four games last year due to a hip injury, Anthony Brown was a factor on Friday against Bucknell. Brown pitched in with 14 points on 5-10 shooting to go along with five boards in 35 minutes. His second three-pointer of the game put Stanford ahead 70-66 with 2:37 remaining and provided some breathing room. A 2011 Pac-10 All-Freshman Team selection, Brown provides Stanford with added length and athleticism while also serving as a terrific perimeter defender.

Nastic Effective In Starting Role

Making only his seventh career start, Stefan Nastic matched his career high with 11 points on 4-5 shooting in 28 minutes. He grabbed six rebounds, helping Stanford take advantage of its size in the post. Nastic, who excels at drawing contact and getting to the foul line, was also 3-4 from the charity stripe. He misfired on his final free throw attempt, snapping a streak of 16 consecutive makes dating back to last December.

Injury Report

Christian Sanders is out for the season with a hip injury and underwent surgery last Tuesday. Rosco Allen is unavailable for the next 4-6 weeks due to a stress fracture.

2013-14 STANFORD TEAM HIGHS

Points	72, vs. Bucknell (11-8-13)
FG made	26, vs. Bucknell (11-8-13)
FG att.	54, vs. Bucknell (11-8-13)
FG%	48.1, vs. Bucknell (11-8-13)
3-pt. FG made	5, vs. Bucknell (11-8-13)
3-pt. FG att.	15, vs. Bucknell (11-8-13)
FT made	15, vs. Bucknell (11-8-13)
FT att.	21, vs. Bucknell (11-8-13)
Rebounds	38, vs. Bucknell (11-8-13)
Assists	11, vs. Bucknell (11-8-13)
Steals	3, vs. Bucknell (11-8-13)
Blocks	6, vs. Bucknell (11-8-13)
Fewest Turnovers	10, vs. Bucknell (11-8-13)
Fewest Fouls	10, vs. Bucknell (11-8-13)
First Half pts.	35, vs. Bucknell (11-8-13)
Second Half pts.	37, vs. Bucknell (11-8-13)
Winning Streak	1

2013-14 STANFORD TEAM LOWS

Points	72, vs. Bucknell (11-8-13)
FG made	26, vs. Bucknell (11-8-13)
FG att.	54, vs. Bucknell (11-8-13)
FG%	48.1, vs. Bucknell (11-8-13)
3-pt. FG made	5, vs. Bucknell (11-8-13)
3-pt. FG att.	15, vs. Bucknell (11-8-13)
FT made	15, vs. Bucknell (11-8-13)
FT att.	21, vs. Bucknell (11-8-13)
Rebounds	38, vs. Bucknell (11-8-13)
Assists	11, vs. Bucknell (11-8-13)
Steals	3, vs. Bucknell (11-8-13)
Blocks	6, vs. Bucknell (11-8-13)
Most Turnovers	10, vs. Bucknell (11-8-13)
Most Fouls	10, vs. Bucknell (11-8-13)
First Half pts.	35, vs. Bucknell (11-8-13)
Second Half pts.	37, vs. Bucknell (11-8-13)
Losing Streak	0

2013-14 OPPONENT TEAM HIGHS

Points	68, vs. Bucknell (11-8-13)
FG made	27, vs. Bucknell (11-8-13)
FG att.	63, vs. Bucknell (11-8-13)
FG%	42.9, vs. Bucknell (11-8-13)
3-pt. FG made	6, vs. Bucknell (11-8-13)
3-pt. FG att.	21, vs. Bucknell (11-8-13)
FT made	8, vs. Bucknell (11-8-13)
FT att.	9, vs. Bucknell (11-8-13)
Rebounds	32, vs. Bucknell (11-8-13)
Assists	14, vs. Bucknell (11-8-13)
Steals	2, vs. Bucknell (11-8-13)
Blocks	0, vs. Bucknell (11-8-13)
Fewest Turnovers	7, vs. Bucknell (11-8-13)
Fewest Fouls	16, vs. Bucknell (11-8-13)
First Half pts.	34, vs. Bucknell (11-8-13)
Second Half pts.	34, vs. Bucknell (11-8-13)

2013-14 OPPONENT TEAM LOWS

Points	68, vs. Bucknell (11-8-13)
FG made	27, vs. Bucknell (11-8-13)
FG att.	63, vs. Bucknell (11-8-13)
FG%	42.9, vs. Bucknell (11-8-13)
3-pt. FG made	6, vs. Bucknell (11-8-13)
3-pt. FG att.	21, vs. Bucknell (11-8-13)
FT made	8, vs. Bucknell (11-8-13)
FT att.	9, vs. Bucknell (11-8-13)
Rebounds	32, vs. Bucknell (11-8-13)
Assists	14, vs. Bucknell (11-8-13)
Steals	2, vs. Bucknell (11-8-13)
Blocks	0, vs. Bucknell (11-8-13)
Most Turnovers	7, vs. Bucknell (11-8-13)
Most Fouls	16, vs. Bucknell (11-8-13)
First Half pts.	34, vs. Bucknell (11-8-13)
Second Half pts.	34, vs. Bucknell (11-8-13)

2013-14 PAC-12 STANDINGS (as of Nov. 9)

Team	Pac-12	Overall
T1. Stanford	0-0	1-0
T1. Arizona	0-0	1-0
T1. Arizona State	0-0	1-0
T1. California	0-0	1-0
T1. Oregon	0-0	1-0
T1. UCLA	0-0	1-0
T1. Utah	0-0	1-0
T1. Washington State	0-0	1-0
T9. Oregon State	0-0	0-0
T9. Washington	0-0	0-0
T11. Colorado	0-0	0-1
T11. USC	0-0	0-1

Captains Named

Seniors Josh Huestis and Dwight Powell have been named this year's captains.

Projected Sixth In Pac-12 Preseason Poll

Stanford has been picked to finish sixth in the 2013-14 Pac-12 preseason media poll. The Cardinal was projected to finish fourth last year but tied for sixth at 9-9. In Pac-12 action, Stanford swept the season series against California for the first time since 2008 and upset No. 10/12 Oregon 76-52 at Maples Pavilion. Stanford (19-15, 9-9 Pac-12) advanced to the postseason for the second straight year in 2013, reaching the second round of the NIT after winning the event two years ago.

Non-Conference Schedule Is Stacked

This year's loaded schedule- one of the best in recent memory- features 17 home games, nine contests against NCAA Tournament teams from last season and a pair of trips to the Barclays Center in Brooklyn, N.Y. The challenging non-conference slate includes a neutral-site matchup against 2013 NCAA runner-up Michigan and the start of a home-and-home series against Connecticut. Home games against BYU and Bucknell, along with a potential tournament matchup against Pittsburgh in the Progressive Legends Classic, will provide the Cardinal with an opportunity to quickly establish a high RPI before Pac-12 competition gets underway in January.

Date	Opponent	Note
Nov. 8	Bucknell	Bison coming off record-setting 28-6 finish, reaching NCAA Tournament.
Nov. 11	BYU	First BYU visit to Maples since Jan. 4, 1969, one night after opening facility.
Nov. 14	Northwestern	Cardinal 5-2 in series, with four of those wins coming over last seven years.
Nov. 17	Denver	Moving to Summit League, 22-win Denver nabbed WAC title share in 2013.
Nov. 21	Texas Southern	Tigers won 12 in a row to end year and claimed SWAC regular-season title.
Nov. 25	Houston	Houston notched first 20-win season since 2008-09, reached CBI quarters.
Nov. 26	Pittsburgh (TBA)	Transitioning to ACC, Pittsburgh has reached NCAA's 11 of last 12 years.
Nov. 26	Texas Tech (TBA)	Tubby Smith enters first year at the helm, looking to revive Red Raiders.
Dec. 1	South Dakota St.	South Dakota State finished 25-10 last year and made NCAA Tournament.
Dec. 14	UC Davis	Cardinal 16-1 all-time against the Aggies, who finished 14-17 last season.
Dec. 18	Connecticut	Start of home-and-home. UConn moving to American Athletic Conference.
Dec. 21	Michigan	A top-10 fixture, Michigan advanced to first NCAA title game since 1993.
Dec. 29	Cal Poly	Cal Poly went 18-14 last year, shocked UCLA on the road, earned CIT bid.

Powell Showed Significant Improvement In 2012-13

Dwight Powell showcased the type of dynamic all-around game everyone expected when he first arrived on The Farm. In addition to being tabbed the Pac-12's Most Improved Player, he was also named an NABC Second Team All-District selection. Joining Arizona State's Carrick Felix as the only Pac-12 players ranked among the league's top-12 in both scoring and rebounding, Powell averaged a team-best 14.9 points while ranking second on the squad with 8.4 rebounds per game and notching 10 double-doubles.

- Just how much did Powell improve? During the 2011-12 campaign, Powell averaged 5.8 points and 4.6 rebounds while scoring in double figures six times.
- Powell became one of three Stanford players over the last decade to register at least 10 double-doubles, joining Landry Fields (13 in 2009-10) and Matt Haryasz (10 in 2005-06).
- Scoring and rebounding aside, Powell also excelled from the foul line (79.6 percent) and three-point range (45.5 percent). He totaled 72 assists, 39 blocks and 26 steals.
- Powell was equally impressive in the classroom, as he was the only player to earn a spot on both the Pac-12 All-Academic Team and All-Pac-12 First Team.
- Powell then made the most of his playing experience during the summer, leading Canada to a fourth-place finish at the World University Games in Kazan, Russia. In addition to starting seven of Canada's eight contests, Powell averaged 12.1 points and 5.1 rebounds per game while shooting 61.9 percent (39-63) from the field and playing just under 18 minutes.

STANFORD IN PAC-12, NATIONAL RANKINGS

2012-13 Team	Pac-12	National
Scoring Offense (70.5)	6	93
Scoring Margin (+4.0)	5	101
Free Throw Percentage (.743)	3	35
3-PT. FG Pct. (.359)	4	78
Turnover Margin (+1.3)	2	90
2012-13 Individual		
Powell	Pac-12	National
Scoring (14.9)	11	213
Rebounding (8.4)	7	73
Huestis: Rebounding (9.0)	5	40
Gage: 3-PT. FG Pct. (.446)	1	--
Bright: Assist/TO Ratio (2.1)	2	69

STANFORD CAREER RECORD BOOK

Three-Pointers Made

No.	Player	Total
1.	Dion Cross (1992-96)	241
7.	Ryan Mendez (1996-01)	178
8.	David Moseley (1996-00)	169
	Matt Lottich (2000-04)	169
10.	Terry Taylor (1985-89)	156
11.	Julius Barnes (1999-03)	153
12.	Aaron Bright (2010-)	149
13.	Arthur Lee (1995-99)	148
14.	Chasson Randle (2011-)	146
15.	Peter Dukes (1989-93)	132

Rebounds

No.	Player	Total
1.	Adam Keefe (1988-92)	1,119
9.	Jarron Collins (1997-01)	706
10.	Ed Schweitzer (1973-76)	704
11.	Todd Lichti (1985-89)	697
12.	Andy Poppink (1991-96)	665
13.	Lawrence Hill (2005-09)	661
14.	Russ Lawler (1952-55)	654
15.	Landry Fields (2006-10)	647
-	Dwight Powell (2010-)	618
-	Josh Huestis (2010-)	547

Assists

No.	Player	Total
1.	Brevin Knight (1993-97)	780
4.	Terry Taylor (1985-89)	490
5.	Marcus Lollie (1989-93)	474
6.	Chris Hernandez (2001-06)	396
7.	Michael McDonald (1997-01)	393
8.	Arthur Lee (1995-99)	382
9.	Jarrett Mann (2008-12)	353
10.	Todd Lichti (1985-89)	304
11.	Aaron Bright (2010-)	300
12.	Mike Bratz (1974-77)	289

Blocks

No.	Player	Total
1.	Tim Young (1994-99)	167
2.	Robin Lopez (2006-08)	156
3.	Curtis Borchardt (1999-02)	146
4.	Matt Haryasz (2002-06)	130
5.	Josh Huestis (2010-)	125
6.	Howard Wright (1985-89)	121
7.	Brook Lopez (2006-08)	101
8.	Josh Childress (2001-04)	95
9.	Jason Collins (1997-01)	89
	Dwight Powell (2010-)	89

Steals

No.	Player	Total
1.	Brevin Knight (1993-97)	298
10.	Wolfe Perry (1975-79)	112
11.	Landry Fields (2006-10)	111
12.	Marcus Lollie (1989-93)	108
13.	Nick Robinson (2001-05)	107
14.	Steve Brown (1981-86)	106
15.	Terry Taylor (1985-89)	103
	Josh Owens (2007-12)	103
-	Chasson Randle (2011-)	80
-	Dwight Powell (2010-)	80

Powell Tabbed A Senior CLASS Award Candidate

Dwight Powell has been named one of 30 candidates for the 2013-14 Senior CLASS Award. To be eligible, a student-athlete must be classified as an NCAA Division I senior and have notable achievements in four areas of excellence – community, classroom, character and competition. The 30 candidates will be narrowed to 10 finalists midway through the regular season. Final ballots will be distributed through a nationwide voting system to media, coaches and fans.

Huestis Enjoys Breakthrough Season

Josh Huestis developed into one of the Pac-12's premier defensive performers, thanks in large part to his rebounding and shot-blocking prowess. Huestis averaged 10.5 points and a team-best 9.0 rebounds per game, doubling his production from the previous season and nearly becoming the first Cardinal player to average a double-double since Curtis Borchardt (16.9 ppg, 11.4 rpg) in 2001-02. Huestis, who tallied 10 blocks against Seattle on Nov. 28, finished with 71 swats, the fourth-best single-season mark in school history. Starting all 34 games, Huestis scored in double figures 17 times and compiled nine double-doubles.

- Huestis was especially dominant on the offensive glass. His 111 offensive rebounds were the most for a Stanford player since Adam Keefe's 134 during the 1991-92 campaign.
- Just like Dwight Powell, Huestis continued to develop into a perimeter threat. Huestis made 33.8 percent from three-point range, with his 26 triples ranking fourth on the team.
- Huestis has totaled 125 career blocks, good for fifth in school history. He's on pace to break the school record of 167 set by Tim Young (1994-99).
- Only three players boast career marks of at least 500 points, 500 rebounds and 100 blocks: Huestis (621, 547, 125), Tim Young (1544, 1070, 167), Howard Wright (1599, 860, 121).

Double-Double Machines...

Dwight Powell and Josh Huestis were one of five duos nationally to have notched at least nine double-doubles apiece last year. In fact, prior to a Feb. 27 loss to Colorado, Stanford had received at least one double-double from either Powell or Huestis in eight straight games.

TEAMMATES WITH AT LEAST 9 DOUBLE-DOUBLES

School	Players	Double-Doubles	Combined Total
NC State	Richard Howell	18	28
	C.J. Leslie	10	
Baylor	Isaiah Austin	11	21
	Cory Jefferson	10	
Hawai'i	Vander Joaquim	12	21
	Christian Standhardinger	9	
Stanford	Dwight Powell	10	19
	Josh Huestis	9	
Syracuse	Michael Carter-Williams	9	18
	C.J. Fair	9	

Cardinal Debuts Google Glass Technology

Prior to its annual Cardinal-White scrimmage on Oct. 24, Stanford became the first team to debut the revolutionary Google Glass product in real-time action during warm-ups. In conjunction with the CrowdOptic platform technology, season ticket holders attending the event were able to view the action through the athletes' perspective simply by pointing their mobile device in the direction of the court. In addition, they were also able to join a Google+ hangout or view through their own Google Glass.

Randle Heats Up After Slow Start

Chasson Randle ranked second on the team in scoring (13.6 ppg) and assists (89), while leading the club in three-pointers (61) and steals (38). In addition to grabbing 2.9 rebounds per game, Randle was very effective from the foul line (91-116, 78.4 percent). Randle's final total is solid considering a season of early struggles officially hit rock bottom in a scoreless outing against USC on Jan. 3. Since that game, Randle was terrific, and the coaching staff fully expects he will return to the form of two years ago, in which he produced one of the best rookie seasons in school history (13.8 ppg, 3.2 rpg, 43.9 percent FG, 43.8 percent 3FG).

Gage Provides Valuable Weapon Off Bench

Stanford received an immediate boost off the bench from sharp-shooter John Gage, who averaged 5.8 points and 2.1 rebounds in 34 games (33 coming off the bench). Gage, who scored in double figures 10 times, enjoyed a breakthrough night against Utah on Jan. 27, establishing career highs in points (19), field goals (6) and rebounds (6). Gage finished the year with terrific long-range totals overall (45-101, 44.6 percent) and in conference-only games (27-55, 49.1 percent). In fact, during games where Gage played at least 15 minutes, he averaged 9.3 points and shot 52.1 percent (38-73) from beyond the arc.

Bright In Control At The Point

Aaron Bright averaged 9.3 points and 3.4 assists in 30 games, making 22 starts. Bright finished with shooting totals of 34.7 percent overall and 32.1 percent from three-point territory, noticeable declines from his sophomore marks of 43.2 percent overall and 43.6 percent from beyond the arc. Despite the offensive struggles, Bright was at his best in terms of getting his teammates involved while constantly protecting the basketball. Bright's career-best 2.1 assist/turnover ratio ranked second in the Pac-12 to UCLA's Larry Drew II (3.0). Over his final six games, Bright committed only eight turnovers while playing at least 31 minutes in each contest.

Latest Set Of Twins

Freshmen guards Malcolm Allen and Marcus Allen will be only the fourth set of twins to play varsity basketball at Stanford since 1960. Twin seven-footers Brook Lopez and Robin Lopez (Fresno, Calif./San Joaquin Memorial HS) played two seasons together before both were selected in the first round of the 2008 NBA Draft. All-Americans Jarron Collins and Jason Collins (North Hollywood, Calif./Harvard-Westlake HS) also both went on to play in the NBA after successful four-year stints on The Farm that included an NCAA Final Four appearance in 1998. Twins Don Clemetson and Doug Clemetson (Richmond, Calif./Harry Ellis HS) competed on Stanford's varsity squad from 1960-62 after playing together on the freshman team the previous season. Also, Warren Greene and Warner Greene (Mesa, Ariz./Westwood HS) did not participate at the varsity level but were teammates on the freshman team in 1967-68.

Stanford Exceptional From The Charity Stripe

Stanford converted its free throws at a 74.3 percent clip in 2012-13, good for 35th in the nation. Only once in the last six years had Stanford finished the season making at least 70.0 percent from the foul line. Last year's rate was the best in school history since the 2005-06 squad connected at 76.3 percent. There were 10 games in which the Cardinal knocked down at least 20 free throws.

STANFORD IN THE NATIONAL POLLS

Date	AP	ESPN	Date	AP	ESPN
Preseason	-	38			

ASSOCIATED PRESS PRESEASON POLL

No.	Team	Record	Pts.	Prev.
1.	Kentucky (27)	0-0	1546	-
2.	Michigan State (22)	0-0	1543	-
3.	Louisville (14)	0-0	1501	-
4.	Duke (2)	0-0	1435	-
5.	Kansas	0-0	1357	-
6.	Arizona	0-0	1311	-
7.	Michigan	0-0	1120	-
8.	Oklahoma State	0-0	1093	-
8.	Syracuse	0-0	1093	-
10.	Florida	0-0	1048	-
11.	Ohio State	0-0	1036	-
12.	North Carolina	0-0	954	-
13.	Memphis	0-0	741	-
14.	VCU	0-0	680	-
15.	Gonzaga	0-0	538	-
16.	Wichita State	0-0	512	-
17.	Marquette	0-0	510	-
18.	Connecticut	0-0	448	-
19.	Oregon	0-0	408	-
20.	Wisconsin	0-0	338	-
21.	Notre Dame	0-0	332	-
22.	UCLA	0-0	244	-
23.	New Mexico	0-0	213	-
24.	Virginia	0-0	189	-
25.	Baylor	0-0	180	-

RV: Tennessee 176, Creighton 145, Indiana 111, Iowa 83, Colorado 83, Harvard 46, Boise St. 22, Villanova 14, Arizona St. 11, Georgetown 11, UNLV 8, Washington 8, **Stanford 6**, LSU 6, Pittsburgh 6, Boston College 5, La Salle 4, Saint Louis 3, St. John's 3, Missouri 3, Cincinnati 1

ESPN/USA TODAY COACHES PRESEASON POLL

No.	Team	Record	Pts.	Prev.
1.	Kentucky (16)	0-0	767	-
2.	Michigan State (3)	0-0	749	-
3.	Louisville (10)	0-0	741	-
4.	Duke (3)	0-0	710	-
5.	Arizona	0-0	637	-
6.	Kansas	0-0	623	-
7.	Syracuse	0-0	551	-
8.	Florida	0-0	550	-
9.	Michigan	0-0	548	-
10.	Ohio State	0-0	433	-
11.	North Carolina	0-0	494	-
12.	Oklahoma State	0-0	462	-
13.	Memphis	0-0	334	-
14.	Gonzaga	0-0	270	-
15.	VCU	0-0	258	-
16.	Wichita State	0-0	233	-
17.	Marquette	0-0	230	-
18.	Oregon	0-0	175	-
19.	Connecticut	0-0	167	-
19.	New Mexico	0-0	153	-
21.	Wisconsin	0-0	148	-
22.	Notre Dame	0-0	128	-
23.	UCLA	0-0	121	-
24.	Indiana	0-0	118	-
25.	Virginia	0-0	103	-

RV: Baylor 102, Colorado 93, Creighton 87, Iowa 86, Tennessee 73, Georgetown 38, Harvard 28, Pittsburgh 23, California 16, Boise St. 11, Saint Louis 8, La Salle 7, Missouri 4, Temple 4, Villanova 4, Kansas St. 3, LSU 2, Illinois 2, Iowa St. 2, Arizona St. 2, Georgia 1, UNLV 1

RECENT CONSECUTIVE MADE FREE THROW STREAKS

Player	Consecutive Makes	Streak Started	Streak Ended	Last Two Minutes
Aaron Bright	29	Nov. 15, 2012	Jan. 30, 2013	19-21 (90.4 pct.)
Dwight Powell	18	Nov. 18, 2012	Nov. 28, 2012	16-17 (94.1 pct.)
	12	Jan. 12, 2013	Jan. 27, 2013	
	11	Jan. 5, 2013	Jan. 12, 2013	
Chasson Randle	15	Nov. 18, 2012	Nov. 24, 2012	20-29 (68.9 pct.)
Stefan Nastic	16	Dec. 15, 2012	Nov. 8, 2013	2-2 (1.000 pct.)
Christian Sanders	10	Feb. 23, 2013	* active	6-6 (1.000 pct.)

STANFORD'S 2013-14 RECORD WHEN...

Leading at Halftime	1-0
Trailing at Halftime	0-0
vs. Top-25 Opponents	0-0
Leading with 5 minutes to play	1-0
Trailing with 5 minutes to play	0-0
Tied with 5 minutes to play	0-0
Scoring under 50 pts.	0-0
Scoring at least 50 pts.	1-0
Scoring at least 60 pts.	1-0
Scoring at least 70 pts.	1-0
Scoring at least 80 pts.	0-0
Scoring at least 90 pts.	0-0
Scoring at least 100 pts.	0-0
Playing on Monday	0-0
Playing on Tuesday	0-0
Playing on Wednesday	0-0
Playing on Thursday	0-0
Playing on Friday	1-0
Playing on Saturday	0-0
Playing on Sunday	0-0
In November	1-0
In December	0-0
In January	0-0
In February	0-0
In March	0-0

STANFORD'S 2013-14 RECORD WHEN...

More Field Goals Than Opponent	0-0
Fewer Field Goals Than Opponent	1-0
Field Goals Are Equal	0-0
Better Field Goal Percentage	1-0
Lesser Field Goal Percentage	0-0
Field Goal Percentage Is Equal	0-0
More Rebounds Than Opponent	1-0
Fewer Rebounds Than Opponent	0-0
Same Rebound Total	0-0
More Free Throws Made Than Opponent	1-0
Fewer Free Throws Made Than Opponent	0-0
Same Free Throw Total	0-0
More 3-Ptrs. Made Than Opponent	0-0
Fewer 3-Ptrs. Made Than Opponent	1-0
Same 3-Ptr. Total	0-0
More Turnovers Than Opponent	1-0
Fewer Turnovers Than Opponent	0-0
Same Turnover Total	0-0
Games Decided by 3 pts. or less	0-0
Games Decided by 5 pts. or less	1-0
Games Decided by 10 pts. or less	0-0
Games Decided by 20 pts. or more	0-0
Games Following a Loss	0-0

STANFORD BASKETBALL ON KNBR 1050 AM

Scott Reiss enters his first year as the team's play-by-play announcer. Reiss, who is also the play-by-play voice for football broadcasts, has served the last five years as anchor/reporter at Comcast SportsNet Bay Area after an eight-year stint with ESPN. A 1993 graduate of Stanford, Reiss was the play-by-play broadcaster for Cardinal football, men's basketball and baseball games on KZSU 90.1 FM from 1992-94.



John Platz, a reserve guard on the Stanford basketball team from 1982-84, begins his 25th season as a member of the broadcast team, having served as both play-by-play voice (3 seasons) and color analyst (21 seasons) dating back to 1989. Platz is also the sideline reporter for football broadcasts. A 1984 Phi Beta Kappa graduate of Stanford, Platz earned J.D. (law) and M.B.A. degrees at Stanford in 1989. He is Senior Counsel at Cisco Systems.

TICKET INFORMATION AND PROMOTIONS

Next Game: Nov. 11 vs. BYU

All fans can purchase a Veteran's Day Special season tip-off ticket for \$11 for a general admission ticket on the day of the game. Tickets are first-come, first-served. It's also Military Appreciation Night, as military service men and women, both active and veterans, can claim two free reserved seats. Valid military ID required. Also, be one of the first 750 fans and receive a Stanford Fan Banner.

Season Tickets

Options include a general admission section, with season tickets starting at \$199 for the upper level GA seats which now include access to a new first-come, first-serve standing room only section (lower 12 and 13). Lower-level reserved season tickets start at \$795. Upper-level reserved starts at \$299.

Single Game Tickets

Prices for single game tickets are as follows:

- Texas Southern, South Dakota St., UC Davis, Cal Poly (\$25 upper sides, \$12 upper corners, \$8/\$7 GA)
- BYU, Northwestern, Washington State, Washington, Arizona State, USC, Utah, Colorado (\$35 upper sides, \$20 upper corners, \$15/\$10 GA)
- California, Arizona, UCLA (\$45 upper sides, \$35 upper corners, \$25/\$20 GA)

You Pick 'Em Plan

Choose two of the three games against California (Jan. 2), Arizona (Jan. 29) and UCLA (Feb. 22) along with three additional regular-season contests.

Family Flex Plan

Offers families a great option with 10 adult and 10 youth general admission flex tickets, valid at any game all season long. Available for \$149.

Group Experience Packages

Enhanced group experience packages include: pregame chalk talk with assistant coaches, pregame clinic, halftime court access, interaction with cheer/band and postgame free throws. For more information, contact 1-800-STANFORD (opt. 3) or groupsales@stanford.edu.

Mobile Ticket Delivery

Tickets can be delivered to a mobile device and the 2D barcode can then be scanned for entry.

STANFORD BASKETBALL IN THE NEWS

Excerpts from recent local and national feature stories, game recaps, tweets, columns and blog posts spotlighting Stanford basketball can be found within this section.

Dwight Powell Previews 2013-14
by Mark Soltau, www.gostanford.com
Nov. 5, 2013

www.gostanford.com: You have many upperclassmen returning this year and optimism is high. Talk about the mindset of the team, especially the seniors.

Powell: "It's our last chance and we want to try and leave our mark and leave a legacy. We've gotten a lot out of this program and we want to give back as much as we can. Winning is the best way to do that. Guys are excited, they're motivated and they're focused. I feel like the team is closer than ever – on and off the court. One of our main focuses has been paying close attention to detail in all facets of the game in practice and preparation for practice ... everything that leads up to the game. We want to take that to an even higher level of intensity during the game as a result of that preparation. We had a lot of close losses last year. Hopefully, we can embrace a closer attention to detail and come out on top, because a lot of times those games come down to one or two possessions."

Dawkins Optimistic Stanford Can Have Breakthrough Year
by Jon Rothstein, CBS Sports
Oct. 31, 2013

Stanford is the trendy sleeper pick in the Pac-12.

The Cardinal return its top four scorers from last year's team that won 19 games and reached the NIT. They also have one of the best power forward/center combinations in college basketball with Josh Huestis and Dwight Powell.

But the biggest difference between this squad now versus a season ago is the health of veteran wing Anthony Brown. An effective two-way player as a freshman and sophomore, Brown only played four games last season due to a hip injury. His return will take immediate defensive pressure off junior guard Chasson Randle, and also give Stanford coach Johnny Dawkins bounce on the perimeter.

Top 10 Matchup Nightmares For 2013-14
by Seth Greenberg, ESPN.com
Oct. 29, 2013

No. 7: Dwight Powell

At 6-10, 235 pounds, Powell has the size of a frontcourt player, the quickness of a small forward and the versatility that leaves opponents struggling to figure out whom to match up to guard him. The Toronto native can stretch the defense from 3 (45 percent last season), attack off the dribble from the high post, finish in the paint and is hard to keep off the glass. I will be shocked if Powell doesn't lead the Cardinal to the NCAA tournament and isn't in the running for Pac-12 Player of the Year.

Stanford-Cal Rivalry Meets Its Match
by Elliott Almond, Bay Area News Group
Oct. 29, 2013

The Stanford-Cal sports rivalry has spawned a special kind of animus among legions of Bay Area fans.

But school loyalty be damned when it comes to Josh Huestis and Christian Dean.

Huestis plays basketball at Stanford. Dean plays soccer at Cal.

Yet, they have in common something more powerful than any rivalry: A mother.

Sutton Lindsey gave birth to the boys, 15 months apart, in Alvin, Tex. Unable to care for them, she made the heart-wrenching decision to give them up. They were adopted by separate families and grew up 1,200 miles apart. But there is nothing halfway about their brotherhood.

Practice Begins With Navy SEAL Training
by Brian Risso, www.gostanford.com
Sept. 27, 2013

Two days after reporting to campus, the Cardinal participated in an on-campus team-building regimen led by Dr. Stephen M. Erle, Training Director of SEAL Training Adventures and Brett Hess, a US Navy SEAL with 12 years of active service.

The Cardinal spent the afternoon taking part in basic Boot camp drills, answering to commands, learning proper techniques for standing, turning and crawling, along with water confidence drills among others. Players were assigned "swim buddies," reinforcing the importance of staying accountable to a teammate. In addition to being extremely challenging on a physical level, the regimen was primarily designed to test the mental toughness of each player.

"It was definitely one of the hardest, if not the hardest thing I've ever done in my life," said senior Josh Huestis. "There were many times during the day I didn't think I was going to be able to keep going. All I wanted to do was quit. But I was able to push on and I think that lesson stuck with every single person."



2013-14 Stanford Basketball
Stanford Combined Team Statistics (as of Nov 09, 2013)
All games



RECORD:	OVERALL	HOME	AWAY	NEUTRAL
ALL GAMES	1-0	1-0	0-0	0-0
CONFERENCE	0-0	0-0	0-0	0-0
NON-CONFERENCE	1-0	1-0	0-0	0-0

#	Player	gp-gs	min	avg	Total		3-Point		F-Throw		Rebounds				pf	dq	a	to	blk	stl	pts	avg
					fg-fga	fg%	3fg-fga	3fg%	ft-fta	ft%	off	def	tot	avg								
05	Randle, Chasson	1-1	37	37.0	5-9	.556	0-1	.000	8-9	.889	0	4	4	4.0	1	0	2	1	0	0	18	18.0
33	Powell, Dwight	1-1	38	38.0	8-17	.471	1-4	.250	0-2	.000	2	10	12	12.0	3	0	6	3	1	2	17	17.0
21	Brown, Anthony	1-1	35	35.0	5-10	.500	2-4	.500	2-2	1.000	1	4	5	5.0	1	0	0	2	0	1	14	14.0
04	Nastic, Stefan	1-1	28	28.0	4-5	.800	0-0	.000	3-4	.750	2	4	6	6.0	1	0	2	2	1	0	11	11.0
02	Bright, Aaron	1-0	16	16.0	2-4	.500	2-3	.667	1-2	.500	0	0	0	0.0	3	0	0	1	0	0	7	7.0
24	Huestis, Josh	1-1	36	36.0	2-8	.250	0-2	.000	0-0	.000	3	5	8	8.0	1	0	1	1	4	0	4	4.0
30	Verhoeven, Grant	1-0	7	7.0	0-0	.000	0-0	.000	1-2	.500	1	1	2	2.0	0	0	0	0	0	0	1	1.0
10	Lemons, Robbie	1-0	3	3.0	0-1	.000	0-1	.000	0-0	.000	0	1	1	1.0	0	0	0	0	0	0	0	0.0
Team											0	0	0									
Total.....		1	200		26-54	.481	5-15	.333	15-21	.714	9	29	38	38.0	10	0	11	10	6	3	72	72.0
Opponents.....		1	200		27-63	.429	6-21	.286	8-9	.889	8	24	32	32.0	16	0	14	7	0	2	68	68.0

TEAM STATISTICS	STAN	OPP	Date	Opponent	Score	Att.
SCORING	72	68	11/8/13	BUCKNELL	w 72-68	7233
Points per game	72.0	68.0	* - Conference game			
Scoring margin	+4.0	-				
FIELD GOALS-ATT	26-54	27-63				
Field goal pct	.481	.429				
3 POINT FG-ATT	5-15	6-21				
3-point FG pct	.333	.286				
3-pt FG made per game	5.0	6.0				
FREE THROWS-ATT	15-21	8-9				
Free throw pct	.714	.889				
F-Throws made per game	15.0	8.0				
REBOUNDS	38	32				
Rebounds per game	38.0	32.0				
Rebounding margin	+6.0	-				
ASSISTS	11	14				
Assists per game	11.0	14.0				
TURNOVERS	10	7				
Turnovers per game	10.0	7.0				
Turnover margin	-3.0	-				
Assist/turnover ratio	1.1	2.0				
STEALS	3	2				
Steals per game	3.0	2.0				
BLOCKS	6	0				
Blocks per game	6.0	0.0				
ATTENDANCE	7233	0				
Home games-Avg/Game	1-7233	0-0				
Neutral site-Avg/Game	-	0-0				

Score by Periods	1st	2nd	Totals
Stanford	35	37	72
Opponents	34	34	68

2013-14 POINTS-REBOUNDS-ASSISTS

Opponent	Rimmer	Bright	Allen (3)	Nastic	Randle	Lemons	Ryan	Allen (15)	Morgan	Brown (21)	Huestis	Allen (25)	Verhoeven	Woods	Powell	Gage	Bullock
Bucknell	---	7-0-0	---	11-6-2	18-4-2	0-1-0	---	---	---	14-5-0	4-8-1	---	1-2-0	---	17-12-6	---	---
BYU																	
Northwestern																	
Denver																	
Texas Southern																	
Houston																	
TBA																	
South Dakota St.																	
UC Davis																	
Connecticut																	
Michigan																	
Cal Poly																	
California																	
Oregon State																	
Oregon																	
Washington St.																	
Washington																	
UCLA																	
USC																	
Arizona																	
Arizona State																	
California																	
Washington																	
Washington St.																	
USC																	
UCLA																	
Arizona State																	
Arizona																	
Colorado																	
Utah																	

2013-14 GAME-BY-GAME STARTERS

Opponent	Guard (1)	Guard/Forward (2)	Guard/Forward (3)	Guard/Forward (4)	Forward/Center (5)
Bucknell	Randle	Ant. Brown	Huestis	Powell	Nastic
BYU					
Northwestern					
Denver					
Texas Southern					
Houston					
Pittsburgh/Texas Tech					
South Dakota State					
UC Davis					
Connecticut					
Michigan					
Cal Poly					
California					
Oregon State					
Oregon					
Washington State					
Washington					
UCLA					
USC					
Arizona					
Arizona State					
California					
Washington					
Washington State					
USC					
UCLA					
Arizona State					
Arizona					
Colorado					
Utah					

2013-14 STARTING LINEUP COMBINATIONS (1)

Randle-Ant. Brown-Huestis-Powell-Nastic: 1-0

The Last Time (TEAM)...**Scored 100 points**

Stanford 103, at Oregon State (1-7-12)
Opponent 101, at Oregon State (1-7-12)

Scored less than 50 points

Stanford 43, vs. Arizona (2-4-12)
Opponent 47, at USC (2-12-12)

Scored less than 40 points

Stanford 39, at Washington State (2-25-06)
Opponent 37, vs. Pacific (11-28-11)

Overtime game

STAN win vs. Illinois State (92-88 on 3-19-12)
STAN loss vs. Arizona State (89-88 on 3-13-13)

Double Overtime game

STAN win at Oregon State (103-101 in 4OT on 1-7-12)
STAN loss vs. Gonzaga (90-86 in 2OT on 1-31-07)

40-point win

Stanford Stanford 79, Pacific 37 (11-28-11)
Opponent Oregon State 81, Stanford 38 (1-11-82)

50-point win

Stanford Stanford 111, Harvard 56 (11-9-07)
Opponent never happened

60 points in a half

Stanford 63 (1st half), vs. Harvard (11-9-07)
Opponent 60 (2nd half), at USC (1-26-02)

Between 16-20 points in a half

Stanford 20 (1st half), at USC (2-12-12)
Opponent 19 (1st half), vs. Denver (12-2-12)

15 points or less in a half

Stanford 12 (1st half), vs. Santa Clara (12-16-06)
Opponent 14 (2nd half), vs. Pacific (11-28-11)

50 rebounds by a team

Stanford 51, vs. Alcorn State (11-15-12)
Opponent 54, at Oregon State (1-7-12)

12 or more three-pointers in a game

Stanford 14, vs. Oregon State (2-3-13)
Opponent 15, vs. Illinois State (3-19-12)

10 or more steals in a game

Stanford 10, at Utah (1-27-13)
Opponent 12, at Oregon (2-23-13)

25 turnovers in a game

Stanford 27, at USC (1-26-02)
Opponent 25, vs. Cal State Fullerton (11-12-12)

Five players scoring in double digits

Stanford 5, at Oregon State (2-21-13)
Opponent 5, at Colorado (1-24-13)

More than five players scoring in double digits

Stanford 6, at Oregon State (1-7-12)
Opponent 6, at Oregon State (1-7-12)

The Last Time (INDIVIDUAL)...**Player recorded a double-double**

Stanford Dwight Powell (17 pts/12 reb), vs. Bucknell (11-8-13)
Opponent Carrick Felix (19 pts/12 reb), vs. Arizona State (3-13-13)

Two players recorded a double-double

Stanford Huestis/Powell, at Oregon State (2-21-13)
Opponent Bowers/Ross, vs. Missouri (11-22-12)

Player recorded a triple-double

Stanford Brook Lopez (18 pts/11 reb/12 blk), vs. USC (1-25-07)
Opponent Kyle Weaver (14 pts/13 reb/10 ast), vs. Wash. St. (1-13-07)

Game Decided By Buzzer-Beater

STAN win Lawrence Hill, at Virginia (1-7-07)
STAN loss Lamont Jones, vs. Arizona (2-27-10)

30 points by a player

Stanford Chasson Randle (30), vs. Arizona State (3-7-12)
Opponent Jahii Carson (34), vs. Arizona State (3-13-13)

40 points by a player

Stanford Casey Jacobsen (41), vs. Oregon (2-7-02)
Opponent Damon Stoudamire (45), vs. Arizona (1-14-95)

Two players with 20 or more points in same game

Stanford Bright (27)/Powell (23), vs. Arizona State (3-13-13)
Opponent Crabbe (24)/Cobbs (24), at California (3-6-13)

Three players with 20 or more points in same game

Stanford not since at least 1996-97
Opponent Moore (25)/Brown (23)/Carmichael (21), vs. Illinois St. (3-19-12)

Team is without a double digit scorer

Stanford at USC (1-20-11)
Opponent vs. Cal State Bakersfield (2-10-09)

12 field goals by one player

Stanford Josh Owens (12), at Oregon (2-26-11)
Opponent Jahii Carson (14), vs. Arizona State (3-13-13)

7 three-pointers by one player

Stanford Jeremy Green (7), vs. Oregon State (3-9-11)
Opponent Allen Smith (7), vs. Arkansas-Pine Bluff (11-21-10)

14 free throws by one player

Stanford Landry Fields (14), vs. Oregon (1-23-10)
Opponent Jared Cunningham (15), vs. Oregon State (3-9-11)

15 rebounds by one player

Stanford Dwight Powell (15), vs. S.F. Austin (3-19-13)
Opponent Andre Roberson (20), at Colorado (1-24-13)

20 rebounds by one player

Stanford Matt Haryasz (20), vs. Oregon (1-29-05)
Opponent Andre Roberson (20), at Colorado (1-24-13)

Two players with 10 or more rebounds in same game

Stanford Huestis (11)/Powell (11), at Oregon State (2-21-13)
Opponent Burton (10)/Moreland (10), vs. Oregon State (2-3-13)

10 assists by one player

Stanford Jarrett Mann (10), at Oregon State (2-24-11)
Opponent Derek Glasser (10), at Arizona State (1-30-10)

INDIVIDUAL PAC-12 CAREER STATISTICS

Player GP)-FG-FGA-PTS 3FG-REB-A	ARIZONA STATE	ARIZONA	CALIFORNIA	COLORADO	OREGON	OREGON STATE	UCLA	USC	UTAH	WASHINGTON	WASHINGTON STATE
Malcolm Allen	0) 0-0-0 0-0-0	0) 0-0-0 0-0-0	0) 0-0-0 0-0-0	0) 0-0-0 0-0-0	0) 0-0-0 0-0-0	0) 0-0-0 0-0-0	0) 0-0-0 0-0-0	0) 0-0-0 0-0-0	0) 0-0-0 0-0-0	0) 0-0-0 0-0-0	0) 0-0-0 0-0-0
Marcus Allen	0) 0-0-0 0-0-0	0) 0-0-0 0-0-0	0) 0-0-0 0-0-0	0) 0-0-0 0-0-0	0) 0-0-0 0-0-0	0) 0-0-0 0-0-0	0) 0-0-0 0-0-0	0) 0-0-0 0-0-0	0) 0-0-0 0-0-0	0) 0-0-0 0-0-0	0) 0-0-0 0-0-0
Rosco Allen	1) 1-2-2 0-1-0	2) 0-1-1 0-3-0	2) 2-6-6 1-8-0	2) 3-9-8 1-7-0	2) 2-5-6 0-2-1	2) 3-8-8 2-0-1	2) 2-7-4 0-11-1	2) 1-3-4 0-3-0	2) 1-2-4 0-4-2	1) 1-2-8 0-0-0	1) 2-4-5 1-1-1
Aaron Bright	4) 12-36-32 6-7-9	6) 24-64-71 16-8-26	7) 14-39-53 6-11-15	4) 9-27-34 7-3-19	6) 16-43-53 10-8-26	7) 23-53-71 17-12-26	6) 19-52-52 10-9-15	6) 12-36-41 4-5-14	4) 9-33-25 2-4-16	4) 8-29-20 2-4-3	4) 9-31-37 6-4-13
Andy Brown	1) 0-2-0 0-2-0	4) 2-8-4 0-12-2	2) 3-8-8 1-6-2	4) 10-16-24 2-10-3	2) 5-10-12 0-2-2	2) 5-13-13 0-1-2	2) 5-17-11 0-5-2	3) 10-15-23 3-9-3	2) 4-6-14 2-3-4	1) 4-8-8 0-2-3	1) 2-4-7 1-5-0
Anthony Brown	3) 3-18-9 2-10-1	4) 9-21-24 5-11-6	5) 13-37-32 4-18-1	2) 5-12-17 2-4-1	4) 12-26-35 8-12-2	5) 18-48-66 9-29-8	4) 14-32-37 6-16-1	4) 10-31-26 4-13-5	2) 7-15-18 2-5-4	3) 9-18-24 2-7-2	3) 11-25-31 7-7-6
Elliott Bullock	2) 0-1-0 0-0-1	2) 0-0-0 0-1-1	2) 0-0-0 0-0-0	0) 0-0-0 0-0-0	3) 0-0-0 0-1-0	1) 0-2-0 0-5-0	1) 0-1-0 0-0-0	2) 0-3-0 0-0-1	0) 0-0-0 0-0-0	3) 1-1-2 0-2-0	2) 0-1-0 0-2-1
John Gage	3) 4-11-12 4-3-0	5) 13-24-34 8-8-4	6) 6-16-25 4-6-1	4) 8-16-21 5-6-0	5) 10-23-26 6-11-3	7) 16-35-49 12-13-1	5) 10-29-30 6-12-1	6) 4-19-14 4-12-1	4) 13-21-41 10-12-2	3) 3-8-9 3-4-0	3) 4-11-12 2-3-0
Josh Huestis	4) 7-21-20 0-21-4	6) 18-28-46 5-35-6	6) 13-28-39 3-21-5	4) 10-27-25 3-27-4	5) 14-29-34 1-37-2	7) 20-34-56 2-42-7	6) 9-30-25 1-30-3	6) 20-38-53 4-34-2	4) 13-23-32 2-28-1	4) 7-24-15 1-15-1	4) 6-16-16 1-14-2
Robbie Lemons	1) 0-0-0 0-0-0	3) 0-1-0 0-0-0	1) 0-1-0 0-0-1	3) 0-4-0 0-0-0	3) 2-5-5 1-0-0	2) 1-1-3 0-0-0	1) 0-0-0 0-1-0	3) 1-5-3 1-2-1	2) 0-0-2 0-0-1	1) 0-0-0 0-0-0	0) 0-0-0 0-0-0
Wade Morgan	0) 0-0-0 0-0-0	2) 0-1-0 0-0-0	0) 0-0-0 0-0-0	2) 0-2-0 0-0-1	0) 0-0-0 0-0-0	0) 0-0-0 0-0-0	0) 0-0-0 0-0-0	1) 0-2-0 0-1-0	2) 0-2-1 0-1-0	0) 0-0-0 0-0-0	0) 0-0-0 0-0-0
Stefan Nastic	1) 0-2-0 0-1-0	2) 0-1-0 0-3-2	2) 2-6-11 0-1-0	3) 1-2-3 0-4-0	3) 0-0-2 0-1-0	1) 0-0-0 0-0-0	3) 0-3-4 0-3-0	3) 2-8-6 0-4-1	3) 2-7-8 0-8-0	2) 1-2-3 0-3-0	1) 1-4-4 0-1-1
Dwight Powell	4) 12-30-37 0-23-6	6) 28-58-72 4-35-13	7) 26-58-74 1-41-10	4) 11-33-31 0-27-6	6) 22-43-64 2-40-3	7) 27-56-72 2-50-11	6) 20-49-61 2-40-11	6) 15-45-38 1-45-3	4) 15-30-34 1-26-10	4) 14-30-43 1-21-1	4) 16-30-46 0-31-3
Chasson Randle	2) 7-27-21 3-10-3	4) 16-39-52 10-8-9	5) 26-58-79 10-16-14	4) 24-53-69 14-17-5	4) 14-42-43 6-6-13	4) 27-55-81 16-13-10	4) 22-58-60 9-12-5	4) 15-40-40 9-12-6	4) 23-51-69 13-18-11	2) 9-23-24 1-7-3	2) 10-19-31 7-4-3
Schuyler Rimmer	0) 0-0-0 0-0-0	0) 0-0-0 0-0-0	0) 0-0-0 0-0-0	0) 0-0-0 0-0-0	0) 0-0-0 0-0-0	0) 0-0-0 0-0-0	0) 0-0-0 0-0-0	0) 0-0-0 0-0-0	0) 0-0-0 0-0-0	0) 0-0-0 0-0-0	0) 0-0-0 0-0-0
Jack Ryan	0) 0-0-0 0-0-0	2) 3-3-8 0-3-0	0) 0-0-0 0-0-0	2) 0-0-1 0-2-0	0) 0-0-0 0-0-0	0) 0-0-0 0-0-0	0) 0-0-0 0-0-0	1) 0-0-0 0-0-0	0) 0-0-0 0-0-0	0) 0-0-0 0-0-0	0) 0-0-0 0-0-0
Christian Sanders	0) 0-0-0 0-0-0	2) 1-2-3 1-0-0	1) 0-1-2 0-0-0	2) 0-1-2 0-1-2	2) 1-3-6 0-1-3	0) 0-0-0 0-0-0	1) 0-0-0 0-0-0	1) 0-1-0 0-0-4	2) 2-3-4 0-0-2	0) 0-0-0 0-0-0	1) 0-0-0 0-0-0
Grant Verhoeven	0) 0-0-0 0-0-0	0) 0-0-0 0-0-0	0) 0-0-0 0-0-0	2) 0-0-1 0-0-2	2) 1-1-2 0-2-1	1) 0-0-0 0-0-0	1) 0-0-0 0-2-0	1) 0-1-0 0-0-0	2) 0-0-0 0-1-0	0) 0-0-0 0-0-0	0) 0-0-0 0-0-0
Scott Woods	0) 0-0-0 0-0-0	0) 0-0-0 0-0-0	0) 0-0-0 0-0-0	0) 0-0-0 0-0-0	0) 0-0-0 0-0-0	0) 0-0-0 0-0-0	0) 0-0-0 0-0-0	0) 0-0-0 0-0-0	0) 0-0-0 0-0-0	0) 0-0-0 0-0-0	0) 0-0-0 0-0-0

Double-Doubles											
Dwight Powell		1									
20-point games											
Led Team In Scoring (includes ties)											
Chasson Randle		1									
Double-Figure Games											
Anthony Brown					1		0				
Stefan Nastic					1		0				
Dwight Powell					1		1				
Chasson Randle					1		0				
Led Team In Rebounding (includes ties)											
Dwight Powell							1				
Clutch Free Throws (FT in game's last two minutes)											
Dwight Powell										0-1	
Chasson Randle										0-1	
TEAM TOTAL										0-2	

(0) Schuyler Rimmer • Fr. • 6-10 • 255 • C
Orlando, Fla. • Boone HS

(2) Aaron Bright • Sr. • 5-11 • 175 • G
Bellevue, Wash. • Bellevue HS

2013-14 Season Highs

Pts -
Rebs -
Assists -
FG -
3-Pts. -
FT -
Steals -
Blocks -
Mins -

Category	2013-14 (Career)
Double-Doubles	0 (0)
Double-figure pts.	0 (0)
Double-figure reb.	0 (0)
20-point games	0 (0)
30-point games	0 (0)

Career Highs

Pts -
Rebs -
Assists -
FG -
3-Pts. -
FT -
Steals -
Blocks -
Mins -

Season Notes

OPPONENT	FG-A	3FG-A	FT-A	REB	PTS	A	TO	BK	ST	MIN
Bucknell	-	-	-	-	-	-	-	-	-	-

2013-14 Season Highs

Pts 7, vs. Bucknell (11/8/13)
Rebs -
Assists -
FG 2, vs. Bucknell (11/8/13)
3-Pts. 2, vs. Bucknell (11/8/13)
FT 1, vs. Bucknell (11/8/13)
Steals -
Blocks -
Mins 16, vs. Bucknell (11/8/13)

Category	2013-14 (Career)
Double-Doubles	0 (0)
Double-figure pts.	0 (41)
Double-figure reb.	0 (0)
20-point games	0 (5)
30-point games	0 (0)

Career Highs

Pts 29, vs. Illinois State (3/19/12)
Rebs 5, 2x, last at Alabama (3/23/13)
Assists 7, 4x, last vs. San Francisco (11/9/12)
FG 11, vs. Illinois State (3/19/12)
3-Pts. 6, 2x, last vs. Arizona State (3/13/13)
FT 8, 3x, last vs. Cleveland State (3/13/12)
Steals 2, 12x, last at Oregon State (2/21/13)
Blocks -
Mins 42, 2x, last vs. Arizona State (3/13/13)

Season Notes

Added seven points off the bench against Bucknell (Nov. 8) ...

OPPONENT	FG-A	3FG-A	FT-A	REB	PTS	A	TO	BK	ST	MIN
Bucknell	2-4	2-3	1-2	0	7	0	1	0	0	16

(3) Malcolm Allen • Fr. • 6-1 • 175 • G
Las Vegas, Nev. • Centennial HS

(4) Stefan Nastic • R-Jr. • 6-11 • 245 • C
Thornhill, Ontario, Canada • Thornhill Secondary School

2013-14 Season Highs

Pts -
Rebs -
Assists -
FG -
3-Pts. -
FT -
Steals -
Blocks -
Mins -

Category	2013-14 (Career)
Double-Doubles	0 (0)
Double-figure pts.	0 (0)
Double-figure reb.	0 (0)
20-point games	0 (0)
30-point games	0 (0)

Career Highs

Pts -
Rebs -
Assists -
FG -
3-Pts. -
FT -
Steals -
Blocks -
Mins -

Season Notes

OPPONENT	FG-A	3FG-A	FT-A	REB	PTS	A	TO	BK	ST	MIN
Bucknell	-	-	-	-	-	-	-	-	-	-

2013-14 Season Highs

Pts 11, vs. Bucknell (11/8/13)
Rebs 6, vs. Bucknell (11/8/13)
Assists 2, vs. Bucknell (11/8/13)
FG 4, vs. Bucknell (11/8/13)
3-Pts. -
FT 3, vs. Bucknell (11/8/13)
Steals -
Blocks 1, vs. Bucknell (11/8/13)
Mins 28, vs. Bucknell (11/8/13)

Category	2013-14 (Career)
Double-Doubles	0 (0)
Double-figure pts.	1 (3)
Double-figure reb.	0 (0)
20-point games	0 (0)
30-point games	0 (0)

Career Highs

Pts 11, 3x, last vs. Bucknell (11/8/13)
Rebs 9, vs. Belmont (11/18/12)
Assists 2, 2x, last vs. Bucknell (11/8/13)
FG 5, vs. Belmont (11/18/12)
3-Pts. 1, 2x, last vs. Bethune-Cookman (12/19/11)
FT 7, at California (1/29/12)
Steals 1, 3x, last vs. Seattle (11/28/12)
Blocks 2, vs. Belmont (11/18/12)
Mins 28, vs. Bucknell (11/8/13)

Season Notes

Matched his career high with 11 points against Bucknell (Nov. 8) while grabbing six rebounds in a career-best 28 minutes ...

OPPONENT	FG-A	3FG-A	FT-A	REB	PTS	A	TO	BK	ST	MIN
Bucknell	4-5	0-0	3-4	6	11	2	2	1	0	28

(5) Chasson Randle • Jr. • 6-2 • 185 • G
Rock Island, Ill. • Rock Island HS

(10) Robbie Lemons • Sr. • 6-3 • 205 • G
Carmichael, Calif. • Sacramento Country Day HS

2013-14 Season Highs

Pts	18, vs. Bucknell (11/8/13)
Rebs	4, vs. Bucknell (11/8/13)
Assists	2, vs. Bucknell (11/8/13)
FG	5, vs. Bucknell (11/8/13)
3-Pts.	-
FT	8, vs. Bucknell (11/8/13)
Steals	-
Blocks	-
Mins	37, vs. Bucknell (11/8/13)

Category	2013-14 (Career)
Double-Doubles	0 (0)
Double-figure pts.	1 (55)
Double-figure reb.	0 (0)
20-point games	0 (10)
30-point games	0 (1)

Career Highs

Pts	30, vs. Arizona State (3/7/12)
Rebs	8, at Utah (1/27/13)
Assists	6, 3x, last vs. Utah (3/3/13)
FG	8, 3x, last vs. CS Fullerton (11/12/12)
3-Pts.	6, 2x, last vs. Arizona State (3/7/12)
FT	10, vs. Arizona State (3/7/12)
Steals	3, 10x, last at Utah (1/27/13)
Blocks	1, 4x, last vs. Oregon (1/30/13)
Mins	44, at Oregon State (1/7/12)

Season Notes

Scored game-high 18 points (8-9 FT) in a win over Bucknell (Nov. 8) ...

OPPONENT	FG-A	3FG-A	FT-A	REB	PTS	A	TO	BK	ST	MIN
Bucknell	5-9	0-1	8-9	4	18	2	1	0	0	37

2013-14 Season Highs

Pts	-
Rebs	1, vs. Bucknell (11/8/13)
Assists	-
FG	-
3-Pts.	-
FT	-
Steals	-
Blocks	-
Mins	3, vs. Bucknell (11/8/13)

Category	2013-14 (Career)
Double-Doubles	0 (0)
Double-figure pts.	0 (2)
Double-figure reb.	0 (0)
20-point games	0 (0)
30-point games	0 (0)

Career Highs

Pts	12, at Northwestern (12/21/12)
Rebs	4, 3x, last at Alabama (3/23/13)
Assists	2, vs. Northern Iowa (11/23/12)
FG	4, 3x, last at Alabama (3/23/13)
3-Pts.	4, at Northwestern (12/21/12)
FT	2, 2x, last at Utah (1/27/13)
Steals	1, 6x, last at Utah (1/27/13)
Blocks	-
Mins	26, vs. Northern Iowa (11/23/12)

Season Notes

OPPONENT	FG-A	3FG-A	FT-A	REB	PTS	A	TO	BK	ST	MIN
Bucknell	0-1	0-1	0-0	1	0	0	0	0	0	3

(20) Wade Morgan • Jr. • 6-1 • 175 • G
South Orange, N.J. • Delbarton School

(21) Anthony Brown • R-Jr. • 6-6 • 215 • G/F
Fountain Valley, Calif. • Ocean View HS

2013-14 Season Highs

Pts -
Rebs -
Assists -
FG -
3-Pts. -
FT -
Steals -
Blocks -
Mins -

Category	2013-14 (Career)
Double-Doubles	0 (0)
Double-figure pts.	0 (0)
Double-figure reb.	0 (0)
20-point games	0 (0)
30-point games	0 (0)

Career Highs

Pts 1, at Utah (1/27/13)
Rebs 1, 2x, last at Utah (1/27/13)
Assists 1, 4x, last vs. Nevada (3/21/12)
FG -
3-Pts. -
FT 1, at Utah (1/27/13)
Steals -
Blocks -
Mins 3, 5x, last at Utah (1/27/13)

Season Notes

OPPONENT	FG-A	3FG-A	FT-A	REB	PTS	A	TO	BK	ST	MIN
Bucknell	-	-	-	-	-	-	-	-	-	-

2013-14 Season Highs

Pts 14, vs. Bucknell (11/8/13)
Rebs 5, vs. Bucknell (11/8/13)
Assists -
FG 5, vs. Bucknell (11/8/13)
3-Pts. 2, vs. Bucknell (11/8/13)
FT 2, vs. Bucknell (11/8/13)
Steals 1, vs. Bucknell (11/8/13)
Blocks -
Mins 35, vs. Bucknell (11/8/13)

Category	2013-14 (Career)
Double-Doubles	0 (2)
Double-figure pts.	1 (29)
Double-figure reb.	0 (2)
20-point games	0 (2)
30-point games	0 (0)

Career Highs

Pts 21, 2x, last vs. Seattle (3/1/11)
Rebs 12, vs. Cleveland State (3/13/12)
Assists 4, 2x, last at Utah (2/25/12)
FG 7, 3x, last vs. Massachusetts (3/27/12)
3-Pts. 4, vs. Washington State (1/15/11)
FT 7, vs. Oregon State (2/16/12)
Steals 3, 2x, last at Oregon State (1/7/12)
Blocks 2, 2x, last vs. Oregon State (2/16/12)
Mins 40, at Oregon State (1/7/12)

Season Notes

Added 14 points (5-10 FG, 2-4 3FG) and five rebounds in his return to the court against Bucknell (Nov. 8) ...

OPPONENT	FG-A	3FG-A	FT-A	REB	PTS	A	TO	BK	ST	MIN
Bucknell	5-10	2-4	2-2	5	14	0	2	0	1	35

(44) Elliott Bullock • R-Jr. • 6-10 • 235 • F/C
Salt Lake City, Utah • Olympus HS

2013-14 Season Highs

Pts	-
Rebs	-
Assists	-
FG	-
3-Pts.	-
FT	-
Steals	-
Blocks	-
Mins	-

Category	2013-14 (Career)
Double-Doubles	0 (0)
Double-figure pts.	0 (0)
Double-figure reb.	0 (0)
20-point games	0 (0)
30-point games	0 (0)

Career Highs

Pts	3, 2x, last vs. Colorado (11/29/08)
Rebs	5, 2x, last vs. Oregon State (1/21/10)
Assists	2, vs. Florida A&M (11/21/09)
FG	1, 4x, last vs. Washington (3/12/10)
3-Pts.	-
FT	3, vs. Colorado (11/29/08)
Steals	2, 2x, last vs. James Madison (12/29/09)
Blocks	-
Mins	19, 2x, last vs. Oregon State (1/21/10)

Season Notes

OPPONENT	FG-A	3FG-A	FT-A	REB	PTS	A	TO	BK	ST	MIN
Bucknell	-	-	-	-	-	-	-	-	-	-

(1) Christian Sanders • So. • 6-4 • 185 • G
Houston, Texas • St. Thomas HS

2013-14 Season Highs

Pts	-
Rebs	-
Assists	-
FG	-
3-Pts.	-
FT	-
Steals	-
Blocks	-
Mins	-

Category	2013-14 (Career)
Double-Doubles	0 (0)
Double-figure pts.	0 (1)
Double-figure reb.	0 (0)
20-point games	0 (0)
30-point games	0 (0)

Career Highs

Pts	11, vs. Belmont (11/18/12)
Rebs	4, vs. Missouri (11/22/12)
Assists	4, 2x, last vs. USC (2/14/13)
FG	5, vs. Belmont (11/18/12)
3-Pts.	1, 3x, last at Arizona State (2/9/13)
FT	4, 2x, last at Oregon (2/23/13)
Steals	1, 2x, last vs. Minnesota (11/24/12)
Blocks	-
Mins	25, vs. Belmont (11/18/12)

Season Notes

Out for the season with a hip injury.

(11) Andy Brown • R-Sr. • 6-7 • 215 • F
Yorba Linda, Calif. • Mater Dei HS

2013-14 Season Highs

Pts	-
Rebs	-
Assists	-
FG	-
3-Pts.	-
FT	-
Steals	-
Blocks	-
Mins	-

Category	2013-14 (Career)
Double-Doubles	0 (0)
Double-figure pts.	0 (5)
Double-figure reb.	0 (0)
20-point games	0 (0)
30-point games	0 (0)

Career Highs

Pts	17, 3x, last vs. Colorado (2/27/13)
Rebs	8, vs. Colorado (2/27/13)
Assists	3, 2x, last vs. Washington (1/12/13)
FG	7, 3x, last vs. Colorado (2/27/13)
3-Pts.	3, at USC (1/3/13)
FT	4, 2x, last vs. Seattle (11/28/12)
Steals	5, vs. CS Fullerton (11/12/12)
Blocks	2, vs. Minnesota (11/24/12)
Mins	33, at California (3/6/13)

Season Notes

Out for the season with a torn ACL (right knee), the fourth such injury of his career.



Schuyler Rimmer
Center
Fr. - 6-10 - 255
Orlando, FL




Christian Sanders
Guard
So. - 6-4 - 185
Houston, TX



Aaron Bright
Guard
Sr. - 5-11 - 175
Bellevue, WA



Malcolm Allen
Guard
Fr. - 6-1 - 175
Las Vegas, NV



Stefan Nastic
Center
R-Jr. - 6-11 - 245
Thornhill, Ontario, Canada



Chasson Randle
Guard
Jr. - 6-2 - 185
Rock Island, IL



Robbie Lemons
Guard
Sr. - 6-3 - 205
Carmichael, CA




Andy Brown
Forward
R-Sr. - 6-7 - 215
Yorba Linda, CA



Jack Ryan
Guard/Forward
R-So. - 6-8 - 210
Glenview, IL



Marcus Allen
Guard
Fr. - 6-3 - 190
Las Vegas, NV



Wade Morgan
Guard
Jr. - 6-1 - 175
South Orange, NJ




Anthony Brown
Guard/Forward
R-Jr. - 6-6 - 215
Fountain Valley, CA



Josh Huestis
Forward
Sr. - 6-7 - 230
Great Falls, MT



Rosco Allen
Forward
So. - 6-9 - 220
Budapest, Hungary




Grant Verhoeven
Center
Sr. - 6-9 - 245
Hanford, CA



Scott Woods
Forward
Fr. - 6-9 - 210
Simi Valley, CA



Dwight Powell
Forward
Sr. - 6-10 - 240
Toronto, Ontario, Canada



John Gage
Forward/Center
Sr. - 6-10 - 225
Vashon Island, WA



Elliott Bullock
Forward/Center
R-Jr. - 6-10 - 235
Salt Lake City, UT



Johnny Dawkins
Head Coach



Tim O'Toole
Assistant Coach



Charles Payne
Assistant Coach



Mike Schrage
Assistant Coach



Jeff LaMere
Assistant A.D./Director of
Basketball Operations