

# 2011-12 BYU BASKETBALL GAME NOTES



## Game 8 — BYU (5-2, 0-0) vs. Oregon (4-1, 0-0)

Saturday, Dec. 3, 2011 • 3:05 p.m. MST  
Salt Lake City • EnergySolutions Arena (19,911)

TV: ESPNU

TV Talent: Roxy Bernstein (play-by-play) and Miles Simon (analyst)

Live Video: ESPN3.com

Radio: KSL 102.7 FM / 1160 AM  
BYU Radio - Sirius XM 143

Radio Talent: Greg Wrubell (play-by-play)

Live Audio: KSL.com

Live Stats: BYUcougars.com

### 2011-12 SCHEDULE

All times local to site

#### OCTOBER

26	Wed	Cougar Tipoff (Exhibition)	74-71
29	Sat	Midwestern State (Exh-BYUtv) W	91-74

#### NOVEMBER

4	Fri	Dixie State (Exh-BYUtv)	W, 96-85
11	Fri	@ Utah State (KCSG)	L, 62-69
15	Tue	BYU-Hawaii (BYUtv)	W, 73-52
18	Fri	Longwood (BYUtv)*	W, 92-60
22	Tue	Prairie View A&M (BYUtv)*	W, 90-51
25	Fri	vs. Nevada (BYUtv)*	W, 76-55
26	Sat	vs. Wisconsin*	L, 56-73
30	Wed	vs. Northern Arizona (BYUtv) ^	W, 87-52

Tim's Toyota Center

#### DECEMBER

3	Sat	vs. Oregon (ESPNU)	3 pm
		EnergySolutions Arena	
7	Wed	Weber State (BYUtv)	7 pm
10	Sat	@ Utah (FSN)	12 pm
17	Sat	Baylor (BYUtv)	12 pm
20	Tue	Buffalo (BYUtv)	7 pm
22	Thu	UC Santa Barbara (BYUtv)	7 pm
27	Tue	Cal State San Marcos (BYUtv)	7 pm
29	Thu	@ Saint Mary's (ESPN2)	8 pm
31	Sat	San Diego (BYUtv)	4 pm

#### JANUARY

5	Thu	@ Loyola Marymount	6 pm
7	Sat	San Francisco (BYUtv)	4 pm
14	Sat	Santa Clara (ESPNU)	6 pm
16	Mon	@ San Diego (BYUtv)	7 pm
19	Thu	Loyola Marymount (BYUtv)	7 pm
21	Sat	@ Pepperdine	TBA
25	Wed	@ Virginia Tech (ESPN3)	7 pm
28	Sat	Saint Mary's (ESPNU)	7 pm

#### FEBRUARY

2	Thu	Gonzaga (ESPN2)	9 pm
4	Sat	@ Portland	7 pm
11	Sat	Pepperdine (BYUtv)	4 pm
16	Thu	@ San Francisco (ESPNU)	7 pm
18	Sat	@ Santa Clara (ESPNU)	4 pm
23	Thu	@ Gonzaga (ESPN2)	8 pm
25	Sat	Portland (BYUtv)	4 pm
29	Wed	WCC Championships	TBA

#### MARCH

1	Thu	WCC Championships	TBA
2	Fri	WCC Championships (ESPNU)	TBA
3	Sat	WCC Championships (ESPNU2)	TBA
5	Mon	WCC Championships (ESPN/ESPNU2)	TBA

\* Chicago Invitational Challenge

^ Lumberjack Classic

### BYU ATHLETIC COMMUNICATIONS

30 Smith Field House • Provo, Utah 84602 • BYUcougars.com • (801) 422-8948  
MBB Contact: Kyle Chilton • O: (801) 422-4909 • C: (801) 372-2080 • kyle\_chilton@byu.edu



## BYU Cougars (5-2, 0-0 WCC)

Head Coach: Dave Rose (Houston, 1983)

Career Record: 164-47 (7th season) Record at BYU: Same

Series: Oregon leads 12-8 • Last Meeting: Oregon won 93-62, 12/5/98

Provo: 6-4 • Eugene: 1-6 • Neutral: 1-2

VS.



## Oregon Ducks (4-1, 0-0 Pac 12)

Head Coach: Dana Altman (Eastern New Mexico, 1980)

Career Record: 435-261 (23rd season) Record at Oregon: 25-19 (2nd season)

### UP NEXT

BYU will play in the Marriott Center for the first time since Nov. 22 when the Cougars host Weber State on Dec. 7 at 7 p.m. MST. Listen live on the radio beginning with the pregame show at 6 p.m. MST on KSL Newsradio 102.7 FM and 1160 AM or via the Internet at KSL.com. The game will be televised live on BYUtv and BYUtv.org.

### QUICK HITS

- Senior Noah Hartsock has been BYU's most consistent contributor this season, averaging 16.0 points, 5.4 rebounds, 2.0 assists, 2.1 blocks and 1.1 steals per game. He is shooting .579 from the field, .455 from three and .792 from the free throw line and is the only BYU player to score in double figures in every game so far this season.
- Freshman Anson Winder has seen significant playing time at point guard the last five games, including starts in the last three. In those five games Winder has averaged 6.2 points, 5.0 assists and has an assist/turnover ratio of 2.8 to 1, first in the West Coast Conference. He posted a career-best nine assists vs. Northern Arizona in the Lumberjack Classic in Prescott, Arizona.
- As of 11/29/11, BYU leads the West Coast Conference in four categories (FG %, 3-Pt FG %, blocks, assists) and is second in the league in five (scoring offense, scoring defense, 3-Pt FG % def, rebounding defense, defensive rebounds).
- Junior Brock Zylstra caught fire against Northern Arizona, hitting 8 of 10 from the field and 5 of 6 from three for a career-high 23 points. Zylstra is shooting .414 (12 of 29) from downtown.
- Seniors Noah Hartsock and Charles Abouo led BYU against Nevada. Hartsock tied his career high with 21 points on 9 of 12 shooting and Abouo hit 8 of 12 from the field and 4 of 5 from three for 22 points.
- Dave Rose is one of the most successful coaches in the history of BYU basketball. He is second in program history in wins (164), first in winning percentage (.777) and has led the Cougars to five-straight NCAA Tournament berths and four conference titles. He also earned three Mountain West Conference Coach of the Year awards.

### 2011-12 BYU BASKETBALL NUMERICAL ROSTER

#### Projected Starters

#	Name	Pos.	Ht.	Wt.	Yr.	2011-12 Stats		Hometown (Previous School)	Notes
						Ppg	Rpg		
0	Brandon Davies	F	6-9	235	Jr.	12.3	6.0	Provo, Utah (Provo HS)	Posted 14 points (6 of 9 FGs), 9 boards and 3 assists vs. Northern Arizona
1	Charles Abouo	G/F	6-5	215	Sr.	12.7	7.1	Abidjan, Cote d'Ivoire (Brewster Academy)	Had 9 points, 3 boards, 1 assist and 1 steal vs. Northern Arizona
13	Brock Zylstra	G/F	6-6	210	Jr.	8.3	3.4	La Verne, Calif. (Bonita HS)	Scored a career best 23 points and hit 5 of 6 3s vs. Northern Arizona
20	Anson Winder	G	6-3	195	Fr.	5.2	1.8	Las Vegas, Nev. (Bishop Gorman HS)	Career-best 9 assists vs. Northern Arizona ... 2.8 to 1 assist/TO ratio leads WCC
34	Noah Hartsock	F	6-8	230	Sr.	16.0	5.4	Bartlesville, Okla. (Bartlesville HS)	Posted 11 points, 4 boards, 2 assists, 3 blocks and 2 steals vs. Northern Arizona
<b>Bench</b>									
2	Craig Cusick	G	6-2	185	Jr.	2.6	1.4	Orem, Utah (Utah)	Posted 2 points, 2 assists and 1 steal vs. Northern Arizona
5	Chris Collinsworth	F	6-9	235	So.	0.0	0.5	Provo, Utah (Provo HS)	Did not play vs. Northern Arizona due to a sore knee
10	Matt Carlino	G	6-2	175	Fr.	—	—	Scottsdale, Ariz. (Bloomington South HS)	Transferred from UCLA ... eligible to play on Dec. 17 against Baylor
12	Josh Sharp	F	6-7	185	Fr.	2.1	3.3	Highland, Utah (Utah)	Had 2 points, 2 assists and 1 board vs. Northern Arizona
14	Nick Martineau	G	6-0	170	Jr.	0.7	0.3	Fruit Heights, Utah (Davis HS)	Had 1 assist in 5 minutes vs. Northern Arizona
21	Stephen Rogers	F	6-8	195	Jr.	9.0	2.6	Mesa, Ariz. (Mesa CC)	Totaled 8 points, 6 boards and 3 assists vs. Northern Arizona
24	Damarcus Harrison	G	6-5	190	Fr.	5.6	1.0	Greenwood, S.C. (Christ School)	Scored 4 points and had 1 steal vs. Northern Arizona
33	Nate Austin	F/C	6-10	215	Fr.	3.0	1.7	Alpine, Utah (Lone Peak HS)	Scored a career-high 11 points and hit his first career 3 vs. Northern Arizona
42	Ian Harward	F/C	6-10	215	Fr.	—	—	Orem, Utah (Orem HS)	Did not play vs. Northern Arizona
<b>Redshirts</b>									
3	Austin Nelson	G	6-0	160	Fr.	—	—	Henderson, Nev. (Coronado HS)	Coronado's all-time leader in scoring and assists
15	Jaren Sweeney	G/F	6-5	190	Fr.	—	—	Mesa, Ariz. (Mountain View HS)	Earned first-team all-state honors and helped Mountain View to a state title



**BYU SERIES VS. OREGON**

Overall Series Record: Oregon leads 12-8  
 BYU Record in Provo: 6-4  
 BYU Record at Oregon: 1-6  
 BYU Record at Neutral Sites: 1-2  
 BYU Record Under Dave Rose: 0-0

**Last 10 Games vs. Oregon**

12-1-62	Oregon	62-80	L
12-28-63	vs. Oregon*	80-70	W
12-4-64	Oregon	99-70	W
12-5-64	Oregon	98-79	W
12-28-68	vs. Oregon* (OT)	74-82	L
12-21-83	Oregon	79-78	W
12-21-85	at Oregon	69-72	L
12-28-92	vs. Oregon*	70-76	L
11-21-97	Oregon	67-74	L
12-5-98	at Oregon	62-93	L

\*Far West Classic

**COMPARING THE STATS**

Season Averages Overall	BYU	Oregon
Points Scored/Game	76.6	74.0
Points Allowed/Game	58.9	67.8
Rebounds/Game	37.7	34.6
Rebounds Allowed/Game	30.4	34.4
Assists/Game	18.4	14.8
Steals/Game	8.0	7.8
Blocks/Game	4.9	5.2
Turnovers	15.1	15.2
FG Percentage	.512	.473
FG Percentage Defense	.382	.423
3FG Percentage	.414	.359
3FG/Game	7.6	6.6
3FG Percentage Defense	.318	.337
FT Percentage	.705	.679

**OREGON'S PROBABLE STARTERS**

Name	Ht.	Pos.	Ppg	Rpg
Garrett Sim	6-2	G	11.6	3.4
Johnathan Loyd	5-8	G	10.0	1.8
E.J. Singler	6-6	F	12.0	4.2
Tyrone Nared	6-8	F	6.8	4.2
Jeremy Jacob	6-8	F	6.6	3.6

**BY THE NUMBERS**

**4** The number of different players that have scored 20-plus points in a single game this season. Brandon Davies scored 25 vs. BYU-Hawaii, Charles Abouo had 22 vs. Nevada, Noah Hartsock had 21 vs. Nevada and Brock Zylstra scored 23 vs. Northern Arizona.

**6** The number of 20-win seasons for BYU head coach Dave Rose. He is the second coach in BYU history to begin his career with six-straight 20-win seasons. Rose is tied with Roger Reid and Stan Watts for the most 20-win seasons in BYU history. Rose also has five 25-win seasons, a program record.

**15** The number of 3-pointers BYU made against Longwood (15 of 26, 57.7 percent). The 15 threes ties the BYU single-game record, set previously against UNLV in 2007 and at Air Force in 2011.

**17** The number of points BYU allowed in the first half against BYU-Hawaii, the fewest since Mississippi Valley State scored 10 in the first half on Nov. 23, 2010.

**27** The number of 3-pointers BYU hit during a two-game stretch (vs. Longwood and Prairie View A&M). The 27 3s are a BYU record for most 3s in a two-game stretch. The Cougars shot .563 (27 of 48) from three during the two games.

**51** The number of rebounds for BYU against BYU-Hawaii, the most by a Cougar squad since posting 57 vs. Mississippi Valley State on Nov. 23, 2010.

**56, 57** BYU's point totals in the second halves vs. Prairie View A&M and Longwood, respectively. The Cougars hit 21 of 33 (.636) from the field and 9 of 16 from three (.563) in the second half vs. Longwood and 19 of 28 (.679) from the field and 8 of 12 from three (.667) in the second half vs. Prairie View A&M.

**65.8** The percentage of field goals BYU has assisted on this season (129 assists on 196 field goals). Against Longwood BYU had assists on 71.9 percent of its field goals (23 assists on 32 field goals). The Cougars set their season best with assists on 73.5 percent of their field goals against Northern Arizona (25 assists on 34 field goals).

**95.2** BYU's free throw percentage the last two games combined (20 of 22). In the first five games of the season, the Cougars shot 65.7 percent from the line. BYU hit 11 of 11 vs. Wisconsin and 9 of 10 vs. Northern Arizona.

**137** The number of career blocks for senior Noah Hartsock, fourth all-time in program history. Hartsock had a season-best four blocks vs. Wisconsin. Greg Kite is first with 208 blocks, Shawn Bradley is second with 177 and Russell Larson is third with 166.

**164** BYU head coach Dave Rose's win total. He is second all-time in career wins at BYU behind Stan Watts (371 victories from 1949-72), a member of the Basketball Hall of Fame.

**LAST TIME OUT - BYU VS. NORTHERN ARIZONA**

PRESCOTT VALLEY, Arizona – Bouncing back after a tough loss, the BYU men's basketball team defeated the Northern Arizona Lumberjacks 87-52 on Wednesday for its fifth win of the season.

Junior Brock Zylstra led the Cougars with career-best 23 points on 8 of 10 shooting. Zylstra hit a career-high five threes in six tries and snagged three boards. Junior Brandon Davies nearly recorded a double-double with 14 points and nine rebounds, while senior Noah Hartsock added 11 points, four rebounds, three blocks and two steals. Anson Winder also dished out a career-high nine assists and had two blocks and three steals. BYU forced the Lumberjacks into 24 turnovers and scored 28 points off those turnovers. The Cougars also hit 10 threes for the game after hitting just 1 of 10 from three-point range against Wisconsin. The Cougars shot 51.5 percent from the field, 40 percent from three-point range and 90 percent from the free throw line for the game.

Northern Arizona came out fast to start the game by nailing their first two shots to take a 4-0 lead over the Cougars. BYU missed their first five field goals and started 2 of 9 overall, but responded to the Lumberjacks' early

lead with a 15-0 run that lasted until the 11:12 mark in the first half. Zylstra hit two threes during the run and started the game by hitting his first five shots. He passes his previous career high of 11 points when he hit a lay-up to give him 12 points with 6:51 remaining in the half. Zylstra would add another three before the end of the first period to give him a game-leading 15 first half points.

BYU continued its first half dominance by ending the half on a 10-0 run to take a 44-21 halftime lead. The Cougars forced Northern Arizona into 16 first half turnovers, recorded eight steals, blocked five Lumberjack shots and held NAU to 31 percent shooting for the half. The Cougars continued the run from the end of the first half by scoring the first six points of the second period. Charles Abouo, Hartsock and Winder each hit a bucket in the first two minutes of the half to stretch the BYU lead to 29 at 50-21.

Davies excited the crowd with a one-handed dunk at the 11:21 mark to put BYU up 62-33. Zylstra helped expand the lead to 74-43 with two consecutive three-point buckets with just under eight minutes left in the game.



**2011-12 BYU QUICK FACTS****UNIVERSITY INFO**

Location: Provo, Utah 84602  
 Elevation: 4,553 feet  
 Enrollment: 32,955 (Daytime)  
 Founded: October 15, 1875  
 Owned: The Church of Jesus Christ of Latter-day Saints  
 Nickname: Cougars  
 Mascot: Cosmo  
 Colors: Blue and White  
 Arena (capacity): Marriott Center (22,700)  
 Conference: West Coast Conference  
 President: Cecil O. Samuelson (Utah, 1966)  
 Athletic Director: Tom Holmoe (BYU, 1983)  
 Athletic Website: byucougars.com  
 Tickets: 422-BYU1 or 1-800-322-BYU1

**BYU COACHING STAFF**

Head Coach: Dave Rose  
 Alma Mater (year): Houston (1983)  
 Record at School (years): 164-47 (7th year)  
 Career Division I Record (years): same  
 Basketball Office Fax: (801) 422-5965  
 Assistant Coaches (Alma Mater, year)  
     Terry Nashif (BYU, 2005)  
     Tim LaComb (Utah, 2006)  
     Mark Pope (Kentucky, 1996)  
 Dir. of Basketball Operations: Mike Hall (BYU, 2005)

**2010-11 REVIEW**

2010-11 Overall Record: 32-5  
 Conference Record/Finish: 14-2 (T-1st MWC)  
 2011 Postseason: (2-1) Lost, NCAA Regional  
     Semifinals (New Orleans) vs. Florida, 74-83 (OT)  
 2011 Final National Ranking: 10/13

**2011-12 PREVIEW**

Lettermen Returning/Lost: 7/5  
 Newcomers: 7  
 Returning Redshirt Freshmen: 2  
 Starters Returning/Lost: 3/3  
 Returning Scoring: 38.6% (1162 of 3,012 pts)  
 Returning Rebounding: 60.0% (856 of 1,425 reb)  
 Returning Assists: 33.3% (179 of 538 ast)  
 Returning Blocks: 82.0% (123 of 150)  
 Returning Minutes: 45.2% (3,379 of 7,474)

**BYU HISTORY**

First Year of Basketball: 1903  
 Overall All-Time Record: 1645-1007 (.620)  
 Winning Seasons: 84 (last 2011)  
 Regular Season Conf. Championships: 29 (last 2011)  
 Postseason Appearances (record): 36 (26-37)  
 Total NCAA Appearances (record): 26 (14-29)  
 Last NCAA Appearance: 2011  
     Second Round: W vs. Wofford, 74-66  
     Third Round: W vs. Gonzaga, 89-67  
     Sweet 16: L vs. Florida, 74-83 (OT)  
 Total NIT Appearances (Record): 10 (12-8)  
 Last NIT Appearance: 2006  
 Result: (0-1) lost at Houston, 77-67

**FRESHMEN FINDING THEIR WAY**

Several freshmen have made significant contributions this season. Some of the top performances by BYU's freshmen are listed below.

Name	Opponent	Stats
Josh Sharp	BYU-Hawaii	5 points, 6 boards, 1 assist, 1 steal
Josh Sharp	Prairie View A&M	5 points, 6 boards, 1 assist
Anson Winder	Longwood	8 points, 5 assists
Anson Winder	Prairie View A&M	11 points, 4 assists, 3 rebounds
Anson Winder	Nevada	9 points, 4 rebounds, 4 assists, 4 steals
Anson Winder	Northern Arizona	3 points, 9 assists, 2 blocks, 3 steals
Damarcus Harrison	Longwood	11 points, 3 3s
Damarcus Harrison	Wisconsin	9 points, 1 steal
Nate Austin	Northern Arizona	11 points, 5 of 6 shooting, 4 rebounds

**NO, I WON'T GET OUT OF YOUR WAY**

Junior Forward Brandon Davies has made a habit of making the opposition pay when driving to the basket. Against Utah State, Davies drew four charges. He took three charges against BYU-Hawaii, two against Prairie View A&M and one against Nevada to bring his season total to 10. Nate Austin assumed Davies' role against Longwood, taking three charges.

**ALL-TIME BLOCKS LEADERS**

Noah Hartsock is establishing himself as one of the best shot blockers in BYU history. He is currently fourth all-time in program history.

Blocks	Seasons	GP	Blocks	Blocks/G
1. Greg Kite	1979-83	112	208	1.9
2. Shawn Bradley	1990-91	34	177	5.2
3. Russell Larson	1991-95	129	166	1.3
4. Noah Hartsock	2008-present	106	137	1.3

**REGULAR SEASON TOURNEY SUCCESS**

With a second-place finish in the Chicago Invitational Challenge, Dave Rose has finished first in four regular season tournaments and second in two. Under Dave Rose, BYU is 20-2 in regular season tournaments.

2006-07	<i>BYU Holiday Classic</i>					
	Liberty	73	59	W	H	
	Oral Roberts	72	62	W	H	
	Seton Hall	77	68	W	H	
2007-08	<i>Las Vegas Invitational</i>					
	Jackson State	100	61	W	H	
	Hartford	97	73	W	H	
	No. 6 Louisville	78	76	W	N	
	No. 1 North Carolina	63	73	L	N	
2008-09	<i>Basketball Travelers Invitational</i>					
	North Florida	74	41	W	H	
	Rice	83	52	W	H	
	Cal Poly	76	64	W	H	
2009-10	<i>Las Vegas Classic</i>					
	Wagner	77	61	W	H	
	Eastern Washington	91	34	W	H	
	Nevada	110	104	W	N	
	Nebraska	88	66	W	N	
2010-11	<i>South Padre Island Invitational</i>					
	Chicago State	109	60	W	H	
	Mississippi Valley State	83	36	W	H	
	South Florida (2OT)	77	75	W	N	
	Saint Mary's	74	73	W	N	
2011-12	<i>Chicago Invitational Challenge</i>					
	Longwood	92	60	W	H	
	Prarie View A&M	90	51	W	H	
	Nevada	76	55	W	N	
	Wisconsin	56	73	L	N	



**ROSTER BREAKDOWN**

Starters Returning	Pos.	Yr.	Ppg	Rpg	Exp
Charles Abouo	G/F	Sr.	7.2	4.8	3L
Brandon Davies	F	Jr.	11.1	6.2	2L
Noah Hartsock	F	Sr.	8.6	5.9	3L

Other Returnees	Pos.	Yr.	Ppg	Rpg	Exp
Matt Carlino**	G	Fr.	—	—	RS
Chris Collinsworth	F	So.	5.9	5.6	2L
Craig Cusick ^	G	Jr.	—	—	PS
Nick Martineau	G	Jr.	0.7	0.4	2L
Stephen Rogers	F	Jr.	4.1	2.2	1L
Anson Winder**	G	Fr.	—	—	RS
Brock Zylstra	G	Jr.	1.1	1.3	2L

\*\* Redshirted in 2010-11

^ A member of the practice squad in 2010-11

Newcomers	Pos.	Yr.
Nate Austin	F/C	Fr.
Damarcus Harrison	G	Fr.
Ian Harward	F/C	Fr.
Austin Nelson	G	Fr.
Josh Sharp	F	Fr.
Jaren Sweeney	G/F	Fr.

**BY POSITION**

Point Guard	Pos.	Yr.
Matt Carlino	G	Fr.
Damarcus Harrison	G	Fr.
Austin Nelson	G	Fr.
Brock Zylstra	G	Jr.

Wing	Pos.	Yr.
Charles Abouo	G/F	Sr.
Stephen Rogers	F	Jr.
Josh Sharp	F	Fr.
Jaren Sweeney	G/F	Fr.
Anson Winder	G	Fr.
Brock Zylstra	G	Jr.

Post	Pos.	Yr.
Nate Austin	F/C	Fr.
Chris Collinsworth	F	So.
Brandon Davies	F	Jr.
Noah Hartsock	F	Sr.
Ian Harward	F/C	Fr.
Josh Sharp	F	Fr.

**BY YEAR**

Freshmen	Pos.	Yr.
Nate Austin	F/C	Fr.
Matt Carlino	G	Fr.
Damarcus Harrison	G	Fr.
Ian Harward	F/C	Fr.
Austin Nelson	G	Fr.
Josh Sharp	F	Fr.
Jaren Sweeney	G/F	Fr.
Anson Winder	G	Fr.

Sophomore	Pos.	Yr.
Chris Collinsworth	F	So.

Junior	Pos.	Yr.
Craig Cusick	G	Jr.
Nick Martineau	G	Jr.
Brock Zylstra	G	Jr.
Brandon Davies	F	Jr.
Stephen Rogers	F	Jr.

Senior	Pos.	Yr.
Charles Abouo	G/F	Sr.
Noah Hartsock	F	Sr.

**AMONG THE NATION'S BEST**

BYU men's basketball is one of the winningest programs in the nation in recent history. See below.

**Best Combined Record 09-10 and 10-11**

Team	W	L	Pct.
1. Kansas	68	6	.919
2. Duke	67	10	.870
3. Ohio State	63	11	.851
4. <i>BYU</i>	62	11	.849
5. Kentucky	64	12	.842

**Teams With 25 Wins, Last Five Seasons**

- *BYU*
- Butler
- Kansas
- Pittsburgh

**GOING GREEK**

BYU men's basketball went on a 10-day, four-game tour of Greece in August. The Cougars won their first two games against the Athens All-Stars (88-56) and ASE Doukas (114-45) while also playing a friendly game against US Navy personnel on a base in Crete. While in Greece, BYU was invited to participate in the Acropolis of Athens Tournament against the Greek and Italian National Teams, both ranked among the top 10 in the world by FIBA. Against Greece, Stephen Rogers led BYU with 20 points in an 83-54 loss. Brock Zylstra exploded for 26 points and four 3-pointers in BYU's 102-63 loss to an Italian team that featured three NBA stars.

**NEW HOME**

In 2011-12, BYU men's basketball enters its first season as a member of the West Coast Conference. The Cougars have played each member of the league at least twice all time. Last season, BYU defeated St. Mary's 74-73 in the South Padre Island Invitational championship game and Gonzaga 89-67 in the third round of the NCAA Tournament to advance to the Sweet 16. See below for BYU's all-time record vs. its new conference and its record under Dave Rose vs. those teams.

**OPPONENT ALL-TIME (ROSE VS.)**

Gonzaga	1-1 (1-0)
Loyola Marymount	2-1 (1-1)
Pepperdine	4-4 (2-0)
Portland	5-0 (3-0)
St. Mary's	8-2 (1-0)
San Diego	2-0 (0-0)
San Francisco	5-5 (1-0)
Santa Clara	15-5 (0-0)
<i>Total</i>	<i>42-18 (9-1)</i>

**COACHING STAFF**

For the second-straight season there was a change to the coaching staff. Former associate head coach Dave Rice, who had been with the staff since Rose became the head coach in 2005, left to take the head job at his alma mater, UNLV. Rose hired Mark Pope as an assistant coach in May 2011. Pope comes to BYU after one season as an assistant at Wake Forest. Prior to Wake Forest, Pope was the director of basketball operations at Georgia. Pope played his college ball at Washington and Kentucky. In 1996, he was a team captain and helped Kentucky win the NCAA National Championship. Pope was selected by the Indiana Pacers in the second round of the NBA draft and played seven seasons in the NBA. He played in the Eastern Conference Finals with Indiana (1998) and Milwaukee (2001).

**YOUNG GUNS**

The 2011-12 roster includes eight freshmen who come from several different situations. Nate Austin and Ian Harward are true freshman and are coming off two-year missions for The Church of Jesus Christ of Latter-day Saints. Josh Sharp is another return missionary and he redshirted one season at Utah prior to his mission. Matt Carlino and Anson Winder both red-shirted for the Cougars last season. The other three freshmen — Damarcus Harrison, Austin Nelson and Jaren Sweeney — are all true freshmen.



**BYU'S 2011-12 RECORD WHEN**

At home	3-0
On the road	0-1
On a neutral floor	2-1
On Television	5-2
On BYUtv	5-0
On ESPN2	0-0
On ESPNU	0-0
On FSN	0-0
On KCSG	0-1
On Big Ten Network	0-1
On Monday	0-0
On Tuesday	2-0
On Wednesday	1-0
On Thursday	0-0
On Friday	2-1
On Saturday	0-1
Coming off a win	3-1
Coming off a loss	2-0
Had two or more days between last game	5-0
Had only one day between last game	0-0
Playing the next day after a game	0-1
BYU scores 100 or more points	0-0
BYU scores between 90-99 points	2-0
BYU scores between 80-89 points	1-0
BYU scores between 70-79 points	2-0
BYU scores between 60-69 points	0-1
BYU scores below 60 points	0-1
Opponent scores 90 or more points	0-0
Opponent scores between 80-89 points	0-0
Opponent scores between 70-79 points	0-1
Opponent scores between 60-69 points	1-1
Opponent scores between 50-59 points	4-0
Opponent scores below 50 points	0-0
BYU leads at half	5-0
Opponent leads at half	0-2
Score tied at half	0-0
BYU leads with 5 minutes left	5-0
Opponent leads with 5 min. left	0-2
Score tied with 5 minutes left	0-0
BYU leads with 1 minute left	5-0
Opponent leads with 1 min. left	0-2
Score tied with 1 minute left	0-0
Game goes into overtime	0-0
BYU shoots 50 % or better	4-0
Opponent shoots 50 % or better	0-1
BYU outshoots opponent	5-1
Opponent outshoots BYU	0-1
Teams shoot equal from the field	0-0
BYU outrebounds opponent	5-0
Opponent outrebounds BYU	0-2
BYU and opponent tie in rebounds	0-0
vs. top-25 ranked opponent	0-1
vs. 2011 regular-season conference champions	0-1
vs. 2011 postseason teams	2-2

<b># PLAYERS IN DOUBLE FIGURES</b>	<b>11-12</b>	<b>CONF</b>
One Player	0-1	0-0
Two Players	1-0	0-0
Three Players	1-1	0-0
Four Players	2-0	0-0
Five Players	1-0	0-0
Six Players	0-0	0-0

<b>LATE FREE THROWS</b>	<b>5:00-2:00</b>	<b>2:00-0:00/OT</b>
Charles Abouo	2-3 (.667)	4-4 (1.000)
Brandon Davies	—	1-1 (1.000)
Nick Martineau	—	1-2 (.500)
Josh Sharp	—	1-2 (.500)
Nate Austin	2-4 (.500)	2-2 (1.000)
Damarcus Harrison	—	1-1 (1.000)
Anson Winder	—	1-1 (1.000)
Team	4-7 (.571)	11-13 (.846)

<b>DUNKS</b>	<b>11-12</b>	<b>CAREER</b>
Charles Abouo	2	15
Brandon Davies	7	31
Chris Collinsworth	0	4
Noah Hartsock	2	7
Brock Zylstra	0	1
Stephen Rogers	0	1
Josh Sharp	1	1
Anson Winder	1	1
BYU	13	
Opponents	7	

**BYU STARTING LINEUPS**

<b>OPPONENT</b>	<b>(1)</b>	<b>(2)</b>	<b>(3)</b>	<b>(4)</b>	<b>(5)</b>
at Utah State	Zylstra	Rogers	Abouo	Hartsock	Davies
BYU-Hawaii	Zylstra	Rogers	Abouo	Hartsock	Davies
Longwood	Cusick	Zylstra	Abouo	Hartsock	Davies
Prairie View A&M	Cusick	Zylstra	Abouo	Hartsock	Davies
vs. Nevada	Winder	Zylstra	Abouo	Hartsock	Davies
vs. Wisconsin	Winder	Zylstra	Abouo	Hartsock	Davies
vs. Northern Arizona	Winder	Zylstra	Abouo	Hartsock	Davies
vs. Oregon					
Weber State					
at Utah					
Baylor					
Buffalo					
UC Santa Barbara					
Cal State San Marcos					
at Saint Mary's					
San Diego					
at Loyola Marymount					
San Francisco					
Santa Clara					
at San Diego					
Loyola Marymount					
at Pepperdine					
at Virginia Tech					
Saint Mary's					
Gonzaga					
at Portland					
Pepperdine					
at San Francisco					
at Santa Clara					
Gonzaga					
Portland					

**WON-LOSS RECORDS/STARTING LINEUPS**

<b>RECORD</b>	<b>(1)</b>	<b>(2)</b>	<b>(3)</b>	<b>(4)</b>	<b>(5)</b>
1-1	Zylstra	Rogers	Abouo	Hartsock	Davies
2-0	Cusick	Zylstra	Abouo	Hartsock	Davies
2-1	Winder	Zylstra	Abouo	Hartsock	Davies

**FREE THROW STREAKS**

Hartsock	8	11/11/11 - 11/18/11
Davies	8	11/22/11 - current
Abouo	8	11/22/11 - current
Hartsock	7	11/25/11 - current
Davies	7	11/11/11 - 11/15/11
Austin	4	11/22/11 - current
Zylstra	4	11/22/11 - current
Rogers	3	11/22/11 - current
Harrison	3	11/22/11 - current

**MARGIN OF VICTORY**

<b>MARGIN</b>	<b>WINS</b>	<b>LOSSES</b>
1 point		
2 points		
3 points		
4 points		
5 points		
6 points		
7 points		1
8 points		
9 points		
10 points		
11 points		
12 points		
13 points		
14 points		
15 points		
16-19 points		1 (17)
20-24 points	2 (21, 21)	
25-29 points		
30-plus points	3 (32, 35, 39)	

**STREAKS**

<b>STREAK</b>	<b>11-12</b>	<b>OVERALL</b>
Current won/loss streak	1 win	same
At home	3 wins	4 wins
On the road	1 loss	same
On a neutral floor	1 win	same
At home vs. Nonconference	3 wins	18 wins
At home vs. WCC	—	—
On the road vs. Nonconference	1 loss	same
On the road vs. WCC	—	—
On a neutral floor vs. Nonconference	1 win	same
On a neutral floor vs. WCC	—	—
at regular-season tournament	1 loss	same
at WCC Tournament	—	—
at NCAA Tournament	—	1 loss
at NIT	—	2 losses
Games With a Three-Point Make	7	482

**GAMES PLAYED**

	<b>2011-12</b>	<b>CAREER</b>
Charles Abouo	7 (5-2)	113 (92-21)
Noah Hartsock	7 (5-2)	107 (87-20)
Brandon Davies	7 (5-2)	71 (62-9)
Brock Zylstra	7 (5-2)	56 (47-9)
Nick Martineau	6 (5-1)	51 (46-5)
Chris Collinsworth	2 (1-1)	46 (36-10)
Stephen Rogers	7 (5-2)	22 (36-7)
Craig Cusick	7 (5-2)	7 (5-2)
Josh Sharp	7 (5-2)	7 (5-2)
Damarcus Harrison	7 (5-2)	7 (5-2)
Nate Austin	7 (5-2)	7 (5-2)
Anson Winder	6 (5-1)	6 (5-1)

**GAMES STARTED**

	<b>2011-12</b>	<b>CAREER</b>
Noah Hartsock	7 (5-2)	73 (61-12)
Brandon Davies	7 (5-2)	34 (29-5)
Charles Abouo	7 (5-2)	33 (28-5)
Brock Zylstra	7 (5-2)	7 (5-2)
Stephen Rogers	2 (1-1)	2 (1-1)
Craig Cusick	2 (2-0)	2 (2-0)
Anson Winder	3 (2-1)	3 (2-1)



**2011-12 SCORING BY HALF (BYU-OPPONENT)**

	1ST HALF	(MARGIN)	FG %	2ND HALF	(MARGIN)	FG %	OT	(MARGIN)	FG %	FINAL	(MARGIN)	FG %
at Utah State	28-30	-2	50.0-47.6	34-39	-5	44.0-44.4	—	—	—	62-69	-7	46.8-45.8
BYU-Hawaii	40-17	+23	50.0-19.4	33-35	-2	47.8-40.5	—	—	—	73-52	+21	49.1-30.9
Longwood	35-29	+6	44.0-39.3	57-31	+26	63.6-42.9	—	—	—	92-60	+32	55.2-41.1
Prairie View A&M	34-25	+9	43.5-32.3	56-26	+30	67.9-26.3	—	—	—	90-51	+39	56.9-29.0
vs. Nevada	34-27	+7	46.7-34.5	42-28	+14	63.0-40.7	—	—	—	76-55	+21	54.4-37.5
vs. Wisconsin	32-34	-2	50.0-42.9	24-39	-15	36.0-60.0	—	—	—	56-73	-17	43.1-50.9
vs. Northern Arizona	44-21	+23	48.5-33.3	43-31	+12	54.5-41.4	—	—	—	87-52	+35	51.5-37.7
vs. Oregon												
Weber State												
at Utah												
Baylor												
Buffalo												
UC Santa Barbara												
Cal State San Marcos												
at Saint Mary's												
San Diego												
at Loyola Marymount												
San Francisco												
Santa Clara												
at San Diego												
Loyola Marymount												
at Pepperdine												
at Virginia Tech												
Saint Mary's												
Gonzaga												
at Portland												
Pepperdine												
at San Francisco												
at Santa Clara												
Gonzaga												
Portland												
<b>SEASON TOTALS</b>	<b>35.3-26.1</b>	<b>+9.2</b>	<b>47.6-35.6</b>	<b>41.3-32.7</b>	<b>+8.6</b>	<b>53.8-42.3</b>	<b>—</b>	<b>—</b>	<b>—</b>	<b>76.6-58.9</b>	<b>+17.7</b>	<b>51.0-39.0</b>

**2011-12 OFFENSIVE TRENDS (BYU-OPPONENT)**

	PTS/PAINT	(MARGIN)	PTS OFF T.O.	(MARGIN)	2ND CHANCE PTS	(MARGIN)	FASTBREAK PTS	(MARGIN)	BENCH PTS	(MARGIN)	BIG RUN	BIG LEAD
at Utah State	22-20	+2	15-21	-6	7-9	-2	0-0	0	6-11	-5	5-0/11-0	4/11
BYU-Hawaii	30-22	+8	15-4	+11	11-8	+3	6-0	+6	18-13	+5	13-0/5-0	26/NA
Longwood	26-12	+14	16-4	+12	25-3	+22	4-2	+2	44-16	+28	9-0/7-0	32/6
Prairie View A&M	30-24	+6	14-7	+7	12-10	+2	10-4	+6	41-19	+22	18-0/4-0	41/3
vs. Nevada	40-28	+12	22-10	+12	13-7	+6	16-2	+14	6-5	+1	16-0/9-0	24/2
vs. Wisconsin	30-24	+6	11-20	-9	12-9	+3	11-2	+9	19-23	-4	7-0/11-0	4/22
vs. Northern Arizona	28-26	+2	28-10	+18	10-2	+8	10-6	+4	27-24	+3	15-0/5-0	37/4
vs. Oregon												
Weber State												
at Utah												
Baylor												
Buffalo												
UC Santa Barbara												
Cal State San Marcos												
at Saint Mary's												
San Diego												
at Loyola Marymount												
San Francisco												
Santa Clara												
at San Diego												
Loyola Marymount												
at Pepperdine												
at Virginia Tech												
Saint Mary's												
Gonzaga												
at Portland												
Pepperdine												
at San Francisco												
at Santa Clara												
Gonzaga												
Portland												
<b>SEASON TOTALS</b>	<b>206-156</b>	<b>+50</b>	<b>121-76</b>	<b>+45</b>	<b>90-48</b>	<b>+42</b>	<b>57-16</b>	<b>+41</b>	<b>161-111</b>	<b>+50</b>		
<b>TIMES LED, RECORD (W/L/T)</b>	<b>5-2/0-0/0-0</b>		<b>5-0/0-2/0-0</b>		<b>5-1/0-1/0-0</b>		<b>5-1/0-0/0-1</b>		<b>5-0/0-2/0-0</b>			





**2011-12 WCC STANDINGS (AS OF 11/30/11)**

	WCC	Pct	Overall
Gonzaga	0-0	.000	5-0
Saint Mary's	0-0	.000	4-1
BYU	0-0	.000	5-2
LMU	0-0	.000	4-2
San Diego	0-0	.000	4-2
San Francisco	0-0	.000	5-3
Santa Clara	0-0	.000	4-2
Pepperdine	0-0	.000	3-3
Portland	0-0	.000	3-4

**2011-12 WCC PLAYERS OF THE WEEK**

- Nov. 14 Ashley Hamilton, Loyola Marymount
- Nov. 21 Kevin Pangos, Gonzaga
- Nov. 28 Evan Roquemore, Santa Clara

**PRESEASON WCC MEDIA POLL**

School (First-place votes)	Points
1. Gonzaga University (7)	63
2. Saint Mary's College (1)	56
3. Brigham Young University (1)	52
4. University of San Francisco	42
5. Santa Clara University	35
6. Loyola Marymount University	27
7. University of Portland	25
8. Pepperdine University	13
9. University of San Diego	11

**PRESEASON ALL-WCC**

Player	School	Yr.	Pos.
Brandon Davies	BYU	Jr.	F
Matthew Dellavedova	Saint Mary's	Jr.	G
Kevin Foster	Santa Clara	RS-Jr.	G
Rashad Green	San Francisco	Sr.	G
Elias Harris	Gonzaga	Jr.	F
Rob Jones	Saint Mary's	RS-Sr.	F
Nemanja Mitrovic	Portland	Sr.	G
Robert Sacre	Gonzaga	RS-Sr.	C
Drew Viney	Loyola Marymount	RS-Sr.	F
Michael Williams	San Francisco	Jr.	G

Note: Team listed alphabetically

Click/scan to view the WCC men's basketball page on WCCsports.com



\*NCAA stats listed below are from 2010-11

**TEAM**

WCC STATS (11/28/11)	ALL	CONF
Scoring Offense	2nd	—
Scoring Defense	2nd	—
Scoring Margin	2nd	—
FT Percentage	8th	—
FG Percentage	1st	—
FG Percentage Defense	3rd	—
3FG Percentage	1st	—
3FG Percentage Defense	2nd	—
3-Point FG Made	5th	—
Rebounding Offense	4th	—
Rebounding Defense	2nd	—
Rebounding Margin	3rd	—
Blocked Shots	1st	—
Assists	1st	—
Steals	4th	—
Turnover Margin	3rd	—
Assist/Turnover Ratio	3rd	—
Offensive Rebounds	16th	—
Defensive Rebounds	4th	—
Defensive Reb Pct	5th	—
Offensive Reb Pct	4th	—

**INDIVIDUAL**

WCC (11/28/11)	TOP BYU PLAYER - ALL	TOP BYU PLAYER - CONF
Scoring	Noah Hartssock - 4th	—
Rebounding	Charles Abouo - 6th	—
FG Percentage	Noah Hartssock - 3rd	—
Assists	Anson Winder - T9th	—
FT Percentage	None	—
Steals	Charles Abouo - T8th	—
3FG Percentage	Charles Abouo - 1st	—
3FG Made/Game	Charles Abouo - T10th	—
Blocked Shots	Noah Hartssock - 1st	—
Assist/TO Ratio	Anson Winder - 1st	—
Offensive Rebounds	Charles Abouo - 10th	—
Defensive Rebounds	Charles Abouo - 4th	—
Minutes Played	Noah Hartssock - 6th	—

**NCAA (11/27/11)**

BYU PLAYER - RANK	ACTUAL
Points Per Game	Noah Hartssock - 129 16.8
Field Goal Percentage	Noah Hartssock - 33 60.6
Rebounds Per Game	Charles Abouo - 127 7.8
Blocked Shots Per Game	Noah Hartssock - 63 2.0
Assist Turnover Ratio	Anson Winder - 57 2.67

**NCAA STATS (11/27/11)**

RANK	ACTUAL
Won-Lost Percentage	94 66.7
Scoring Offense	84 74.8
Scoring Defense	54 60.0
Scoring Margin	39 14.8
Field-Goal Percentage	11 51.1
Field-Goal Pct Defense	57 38.3
3-Point Field Goals/Game	97 7.2
3-Point Field-Goal Pct	28 41.7
Three Pt FG Defense	143 32.1
Free-Throw Percentage	147 68.9
Rebound Margin	36 7.5
Assists Per Game	18 17.3
Assist Turnover Ratio	67 1.11
Blocked Shots Per Game	64 4.8
Steals Per Game	122 7.7
Turnovers Per Game	232 15.7
Turnover Margin	197 -0.2
Personal Fouls Per Game	97 17.8

Click/scan to view the NCAA Division I Men's Basketball statistics



**2011-12 NUMERICAL ROSTER**

Click/scan to view the BYU men's basketball roster on [BYUcougars.com](http://BYUcougars.com)



**PRONUNCIATION GUIDE**

CHARLES ABOUO a-BOO-oh	ANSON WINDER AN-son WINE-der
MATT CARLINO car-LEE-no	BROCK ZYLSTRA ZIL-stra
DAMARCUS HARRISON duh-MARCUS	TERRY NASHIF NASH-if
IAN HARWARD har-WORD	ROBERT RAMOS RAY-mus
NICK MARTINEAU MART-in-oh	

No.	Name	Pos.	Ht.	Wt.	Yr.	Hometown (Previous School)
0	Brandon Davies	F	6-9	235	Jr.	Provo, Utah (Provo HS)
1	Charles Abouo	G/F	6-5	215	Sr.	Abidjan, Cote d'Ivoire (Brewster Academy)
2	Craig Cusick	G	6-2	185	Jr.	Orem, Utah (Utah)
3	Austin Nelson	G	6-0	160	Fr.	Henderson, Nev. (Coronado HS)
5	Chris Collinsworth	F	6-9	235	So.	Provo, Utah (Provo HS)
10	Matt Carlino	G	6-2	175	Fr.	Scottsdale, Ariz. (Bloomington South HS)
12	Josh Sharp	F	6-7	185	Fr.	Highland, Utah (Utah)
13	Brock Zylstra	G/F	6-6	210	Jr.	La Verne, Calif. (Bonita HS)
14	Nick Martineau	G	6-0	170	Jr.	Fruit Heights, Utah (Davis HS)
15	Jaren Sweeney	G/F	6-5	190	Fr.	Mesa, Ariz. (Mountain View HS)
20	Anson Winder	G	6-3	195	Fr.	Las Vegas, Nev. (Bishop Gorman HS)
21	Stephen Rogers	F	6-8	195	Jr.	Mesa, Ariz. (Mesa CC)
24	Damarcus Harrison	G	6-5	190	Fr.	Greenwood, S.C. (Christ School)
33	Nate Austin	F/C	6-10	215	Fr.	Alpine, Utah (Lone Peak HS)
34	Noah Hartsock	F	6-8	230	Sr.	Bartlesville, Okla. (Bartlesville HS)
42	Ian Harward	F/C	6-10	215	Fr.	Orem, Utah (Orem HS)

Head Coach: Dave Rose, 7th year (Houston, 1983)  
 Assistant Coaches: Terry Nashif (BYU, 2005); Tim LaComb (Utah, 2006), Mark Pope (Kentucky, 1996)  
 Director of Basketball Operations: Mike Hall (BYU, 2005)  
 Team Trainer: Robert Ramos (BYU, 1995)

2011-12 SEASON / CAREER HIGHS				
#	PLAYER	POINTS	REBOUNDS	ASSISTS
0	DAVIES, Brandon Career:	25 vs. BYU-Hawaii same	9 vs. BYU-Hawaii, vs. Northern Arizona 15 vs. Colorado State (10-11)	4 vs. Longwood, vs. Nevada 6 at Air Force (10-11)
1	ABOUO, Charles Career:	22 vs. Nevada 25 vs. Wyoming (10-11)	16 vs. Longwood same	4 vs. Longwood, vs. Nevada 4, three times, last vs. Nevada (11-12)
2	CUSICK, Craig Career:	6 vs. BYU-Hawaii same	3 vs. BYU-Hawaii, vs. PVAMU same	4 vs. Wisconsin same
5	COLLINSWORTH, Chris Career:	— 15 vs. Chicago State	1 vs. BYU-Hawaii 11 at UNLV (07-08)	1 at Utah State 3 four times, last vs. Chicago State (10-11)
10	CARLINO, Matt Career:	— same	— same	— same
12	SHARP, Josh Career:	5 vs. BYU-Hawaii, vs. PVAMU same	6 vs. BYU-Hawaii, vs. PVAMU same	3 vs. Longwood same
13	ZYLSTRA, Brock Career:	23 vs. Northern Arizona same	6 vs. BYU-Hawaii same	3 at Utah State same
14	MARTINEAU, Nick Career:	3 vs. Longwood 6 vs. Loyola Marymount (07-08)	2 vs. PVAMU 2, four times, last vs. Hawaii (10-11)	2 vs. PVAMU 4 vs. Loyola Marymount (07-08)
20	WINDER, Anson Career:	11 vs. PVAMU same	4 vs. Nevada same	9 vs. Northern Arizona same
21	ROGERS, Stephen Career:	18 vs. PVAMU same	6 vs. Northern Arizona 8 vs. UNLV (10-11)	3 at Utah State, vs. Longwood, vs. NAU same
24	HARRISON, Damarcus Career:	11 vs. Longwood same	2 vs. BYU-Hawaii, vs. Nevada same	2 vs. BYU-Hawaii, vs. PVAMU same
33	AUSTIN, Nate Career:	11 vs. Northern Arizona same	4 vs. Northern Arizona same	1 vs. Longwood, vs. Northern Arizona same
34	HARTSOCK, Noah Career:	21 vs. Nevada 21 vs. Fresno St. (10-11), vs. Nevada (11-12)	9 vs. BYU-Hawaii 13 vs. Vermont (10-11)	5 vs. BYU-Hawaii 6 vs. Eastern New Mexico (09-10)
42	HARWARD, Ian Career:	— same	— same	— same





**CAREER HIGHLIGHTS**

- 164-47 overall record for a BYU record .777 winning percentage
- With 159 victories in his first six seasons is tied for third all-time for best career starts (through six seasons) by wins in NCAA history and second in BYU history for career victories
- Four Mountain West Conference regular season titles, a BYU and MWC record
- Three-time MWC Coach of the Year (2006, 2007, 2011)
- Two-time USBWA District VIII Coach of the Year (2006, 2011)
- Honorable Mention for National Coach of the Year by Scout.com (2006)
- Five-consecutive trips to the NCAA Tournament, a BYU record
- Five-consecutive 25-win seasons, a BYU record
- Holds top two spots for wins in a season in BYU history with 32 in 2010-11 and 30 in 2009-10
- Took BYU to the Sweet 16 in 2011 for the first time since 1981
- Coached Jimmer Fredette, the 2011 Consensus National Player of the Year (received the Wooden Award, Naismith Trophy, Oscar Robertson Trophy and other national awards)
- Naismith Coach of the Year Finalist in 2011
- Finalist for the Clair Bee Award in 2010

**COACHING EXPERIENCE**

- BYU Head Coach (2005-present)
- BYU Associate Head Coach (2000-2005)
- BYU Assistant Coach (1997-2000)
- Dixie State Head Coach (1990-1997)
- Dixie State Assistant Coach (1987-1990)
- Assistant coach at Pine View High School (1986-87)
- Head coach at Millard High School (1983-86)

**SERVICE**

- NABC Game Pillar Award for Service in 2008
- 63rd recipient of the Dale Rex Memorial Award
- Honorary Chair of the Children with Cancer Christmas Foundation
- Was the first coach in the state of Utah to participate in the American Cancer Society's nationwide Coaches vs. Cancer campaign
- Lobbied before Congress for more funding for cancer research in September 2010

**EDUCATION**

- Houston (1983, B.A.)

**PLAYING CAREER**

- Played baseball and basketball at Dixie State College
- Played for Houston from 1980-83 (played in 1980-81 and 82-82, redshirted in 1981-82)
- Co-Captain on the famous "Phi-Slamma Jamma" team that featured Hakeem Olajuwon and Clyde Drexler
- Helped Houston achieve a No. 1 ranking and reach the national championship game in 1983

**MISSION**

- Manchester England (1977-79)

**PERSONAL/FAMILY**

- Wife: Cheryl
- Children: Daughter Chanell and husband Brock Reichner, son Garrett and wife Brooke, daughter Taylor
- Dave and Cheryl Rose have five grandchildren



Click/scan to view Dave Rose's profile on [BYUcougars.com](http://BYUcougars.com)



<b>ROSE DIVISION I COACHING LEDGER</b>					
<b>SCHOOL</b>	<b>SEASON</b>	<b>OVERALL</b>	<b>MWC/WCC</b>	<b>MWC TOURNEY</b>	<b>NCAA/NIT</b>
BYU	2005-06	20-9	12-4	0-1	0-1 NIT
BYU	2006-07	25-9	13-3	2-1	0-1 NCAA
BYU	2007-08	27-8	14-2	2-1	0-1 NCAA
BYU	2008-09	25-8	12-4	1-1	0-1 NCAA
BYU	2009-10	30-6	13-3	1-1	1-1 NCAA
BYU	2010-11	32-5	14-2	2-1	2-1 NCAA
BYU	2011-12	5-2	—	—	—
<b>TOTAL</b>		<b>164-47 (.777)</b>	<b>78-18 (.813)</b>	<b>8-6 (.571)</b>	<b>3-6</b>





**DAVIES NOTES**

**Last time Out**

- Posted 14 points and 9 rebounds with 3 assists and 1 steal vs. Northern Arizona

**In 2011-12**

- Has started all seven games and scored in double figures five times
- Set career-high with 25 points vs. BYU-Hawaii
- Averages 12.3 points, 6.0 rebounds, 2.7 assists and 1.1 steals
- 54.1 percent FG shooting
- Named to the All-WCC Preseason team

**Other**

- Mother is Linda Kathleen Davies and has one brother and one sister
- Also recruited by Utah, Gonzaga, Utah State, Cal Berkeley, Washington State, Penn State and Santa Clara
- Played for Craig Drury at Provo High School where he helped lead the Bulldogs to state titles as a sophomore and junior and a second-place finish as a senior
- Named first-team all-state by the Salt Lake Tribune and Deseret News and to the Long Beach Press-Telegram Best in the West Second Team as a senior
- Averaged 14.0 points and 6.0 rebounds while leading Provo to a 17-1 record, including 10-0 in region play as a senior

Click/scan for Davies' bio on BYUcougars.com



**0 — BRANDON DAVIES**

**6-9 • 235 • Junior • Forward**  
Provo, Utah (Provo HS)

**11-12 SEASON HIGHS**

Points: 25, BYU-Hawaii – 11/15/11  
 Points 1st half: 14, BYU-Hawaii – 11/15/11  
 Points 2nd half: 13 at Utah State – 11/11/11  
 Rebounds: 9, twice, last, vs. Northern Arizona – 11/30/11  
 Assists: 4, Longwood – 11/18/11, vs. Nevada – 11/25/11  
 Steals: 3 vs. Wisconsin – 11/26/11  
 Blocks: 2 vs. BYU-Hawaii – 11/15/11, vs. PVAMU – 11/22/11  
 FG made: 10, BYU-Hawaii – 11/15/11  
 FG attempts: 13, BYU-Hawaii – 11/15/11  
 3FG made: —  
 3FG attempts: —  
 FT made: 5, three times, last, vs. PVAMU – 11/22/11  
 FT attempts: 9 at Utah State – 11/11/11

**2011-12 GAME-BY-GAME**

Opponent	Date	GS	Min	FG	FGA	Pct	3FG	FGA	Pct	FT	FTA	Pct	Off	Def	TR	Avg	PF	FO	A	TO	Blk	Stl	Pts	Avg	
at Utah State	11/11/11	*	24	4	10	.400	0	0	.000	5	9	.556	2	3	5	5.0	3	0	1	3	1	2	13	13.0	
BYU-HAWAII	11/15/11	*	28	10	13	.769	0	0	.000	5	6	.833	3	6	9	7.0	3	0	3	5	2	1	25	19.0	
LONGWOOD	11/18/11	*	20	1	3	.333	0	0	.000	0	0	.000	2	2	4	6.0	3	0	4	5	0	0	2	13.3	
PRAIRIE VIEW A&M	11/22/11	*	26	4	8	.500	0	0	.000	5	6	.833	3	5	8	6.5	3	0	3	4	2	1	13	13.3	
vs Nevada	11/25/11	*	25	4	8	.500	0	0	.000	2	2	1.000	0	3	3	5.8	5	1	4	0	1	0	10	12.6	
vs Wisconsin	11/26/11	*	30	4	10	.400	0	0	.000	1	1	1.000	0	4	4	5.5	2	0	1	4	0	3	9	12.0	
vs Northern Arizona	11/30/11	*	28	6	9	.667	0	0	.000	2	2	1.000	2	7	9	6.0	1	0	3	0	0	1	14	12.3	
<b>Totals</b>			7	181	33	61	.541	0	0	.000	20	26	.769	12	30	42	6.0	20	1	19	21	6	8	86	12.3

**CAREER HIGHS**

Points: 25, BYU-Hawaii – 11/15/11  
 Rebounds: 15, Colorado State – 02/23/11  
 Assists: 6, at Air Force – 02/09/11  
 Steals: 3, Utah – 02/12/11, vs. Wisconsin – 11/26/11  
 Blocks: 3, UNLV – 02/05/11 ; at AFA – 1/13/10 ; MNSU – 11/23/10  
 FG made: 10, BYU-Hawaii – 11/15/11  
 FG attempts: 15, at Wyoming Cowboys – 02/02/11  
 3FG attempts: 1, Utah – 01/30/10  
 FT made: 12, Colorado State – 02/23/11  
 FT attempts: 16, Colorado State – 02/23/11

**MISCELLANEOUS**


	11-12	Career
Double-Figure Pts:	5 (4-1)	31 (28-3)
20-plus Pts:	1 (1-0)	4 (4-0)
Double-Figure Reb:	0 (0-0)	4 (4-0)
Double-Doubles:	0 (0-0)	4 (4-0)
3-plus Steals:	1 (0-1)	2 (1-1)
3-plus Blocks:	0 (0-0)	3 (3-0)
3-plus 3-point FGs:	0 (0-0)	0 (0-0)
Scoring Leader:	1 (1-0)	2 (2-0)
Rebound Leader:	3 (3-0)	17 (15-2)
Assist Leader:	1 (1-0)	3 (3-0)

CAREER STATISTICS (ALL GAMES)																									
Year	GP	GS	Min	Avg	FG	FGA	Pct	3FG	FGA	Pct	FT	FTA	Pct	Off	Def	TR	Avg	PF	FO	A	TO	Blk	Stl	Pts	Avg
2009-10	35	1	474	13.5	69	128	.539	0	1	.000	50	88	.568	30	74	104	3.0	91	1	9	47	14	13	188	5.4
2010-11	29	26	721	24.9	115	219	.525	0	0	.000	93	138	.674	63	117	180	6.2	90	4	43	44	27	20	323	11.1
2011-12	7	7	181	25.9	33	61	.541	0	0	.000	20	26	.769	12	30	42	6.0	20	1	19	21	6	8	86	12.3
<b>TOTAL</b>	<b>71</b>	<b>34</b>	<b>1376</b>	<b>19.4</b>	<b>217</b>	<b>408</b>	<b>.532</b>	<b>0</b>	<b>1</b>	<b>.000</b>	<b>163</b>	<b>252</b>	<b>.647</b>	<b>105</b>	<b>221</b>	<b>326</b>	<b>4.6</b>	<b>201</b>	<b>6</b>	<b>71</b>	<b>112</b>	<b>47</b>	<b>41</b>	<b>597</b>	<b>8.4</b>

CAREER STATISTICS (CONFERENCE GAMES)																									
Year	GP	GS	Min	Avg	FG	FGA	Pct	3FG	FGA	Pct	FT	FTA	Pct	Off	Def	TR	Avg	PF	FO	A	TO	Blk	Stl	Pts	Avg
2009-10	15	0	187	12.5	29	63	.460	0	1	.000	22	41	.537	13	35	48	3.2	35	0	3	21	5	6	80	5.3
2010-11	14	14	395	28.2	54	111	.486	0	0	.000	51	74	.689	30	72	102	7.3	46	2	29	25	16	13	159	11.4
<b>TOTAL</b>	<b>29</b>	<b>14</b>	<b>582</b>	<b>20.1</b>	<b>83</b>	<b>174</b>	<b>.477</b>	<b>0</b>	<b>1</b>	<b>.000</b>	<b>73</b>	<b>115</b>	<b>.635</b>	<b>43</b>	<b>107</b>	<b>150</b>	<b>5.2</b>	<b>81</b>	<b>2</b>	<b>32</b>	<b>46</b>	<b>21</b>	<b>19</b>	<b>239</b>	<b>8.2</b>





**1 — CHARLES ABOUO**  
 6-5 • 215 • Senior • Guard/Forward  
 Abidjan, Cote d'Ivoire (Brewster Academy)

**ABOUO NOTES**

**Last time Out**

- Had 9 points, 3 rebounds, 1 assist and 1 steal vs. Northern Arizona

**In 2011-12**

- Has started all seven games and scored in double figures four times
- Averages 12.7 points, 7.1 rebounds, 2.9 assists and 1.3 steals
- Posted 19 points on 6 of 9 shooting and added a career-best 16 rebounds, 4 assists and 2 blocks against Longwood
- Scored a season-high 22 points, tied a career high with 4 3s and added 8 boards, 4 assists and 3 steals against Nevada
- 54.9 percent FG shooting and 57.1 percent 3-point FG shooting

**Other**

- Parents are Ernest and Yvonne Abouo
- Played for the Utah Pump and Run AAU team with BYU players Chris Collinsworth and Nick Martineau
- Also recruited by San Diego State, Wichita State, Utah State, Loyola, Montana, Tulsa and Virginia Commonwealth
- Played for the Cote d'Ivoire Senior National Team during the summers of 2009 and 2010
- Played in the 2010 World Championships in Turkey with the Cote d'Ivoire National Team.
- Helped Brewster Academy (Wolfeboro, N.H.) set a school record with a 31-4 overall record in 2007-08

Click scan for Abouo's bio on [BYUcougars.com](http://BYUcougars.com)



**11-12 SEASON HIGHS**

Points: 22, vs Nevada -- 11/25/11  
 Points 1st half: 7, three times, last, vs. NAU -- 11/30/11  
 Points 2nd half: 16 vs Nevada -- 11/25/11  
 Rebounds: 16, Longwood -- 11/18/11  
 Assists: 4, Longwood -- 11/18/11, vs. Nevada -- 11/25/11  
 Steals: 3, BYU-Hawaii -- 11/15/11, vs. Nevada -- 11/25/11  
 Blocks: 2 Longwood -- 11/18/11  
 FG made: 8 vs. Nevada -- 11/25/11  
 FG attempts: 12 vs. Nevada -- 11/25/11  
 3FG made: 4 vs. Nevada -- 11/25/11  
 3FG attempts: 5 at USU -- 11/11/11, vs. Nevada -- 11/25/11  
 FT made: 5 at Utah State -- 11/11/11, Longwood -- 11/18/11  
 FT attempts: 8 Longwood -- 11/18/11

**2011-12 GAME-BY-GAME**

Opponent	Date	GS	Min	FG	FGA	Pct	3FG	FGA	Pct	FT	FTA	Pct	Off	Def	TR	Avg	PF	FO	A	TO	Blk	Stl	Pts	Avg	
at Utah State	11/11/11	*	36	4	6	.667	3	5	.600	5	7	.714	3	3	6	6.0	4	0	3	3	0	0	16	16.0	
BYU-HAWAII	11/15/11	*	20	1	4	.250	0	0	.000	2	5	.400	0	6	6	6.0	4	0	3	4	0	3	4	10.0	
LONGWOOD	11/18/11	*	27	6	9	.667	2	3	.667	5	8	.625	5	11	16	9.3	0	0	4	1	2	0	19	13.0	
PRAIRIE VIEW A&M	11/22/11	*	24	4	6	.667	2	3	.667	3	5	.600	2	5	7	8.8	0	0	3	1	0	2	13	13.0	
vs Nevada	11/25/11	*	38	8	12	.667	4	5	.800	2	2	1.000	2	6	8	8.6	2	0	4	5	0	3	22	14.8	
vs Wisconsin	11/26/11	*	34	2	6	.333	0	2	.000	2	2	1.000	1	3	4	7.8	3	0	2	4	1	0	6	13.3	
vs Northern Arizona	11/30/11	*	14	3	8	.375	1	3	.333	2	2	1.000	0	3	3	7.1	2	0	1	2	0	1	9	12.7	
Totals			7	193	28	51	.549	12	21	.571	21	31	.677	13	37	50	7.1	15	0	20	20	3	9	89	12.7

**CAREER HIGHS**

Points: 25, Wyoming -- 03/05/11  
 Rebounds: 16, Longwood -- 11/18/11  
 Assists: 4, three times  
 Steals: 3, three times  
 Blocks: 2, Colorado State -- 02/23/11; Longwood -- 11/18/11  
 FG made: 9, Wyoming -- 03/05/11  
 FG attempts: 12, Wyoming -- 03/05/11; vs Nevada -- 11-25-11  
 3FG made: 4, at SDSU -- 02/26/11; vs Nevada -- 11-25-11  
 3FG attempts: 6, Utah State -- 11/17/10  
 FT made: 7, vs Arizona -- 12/11/10  
 FT attempts: 10, vs Arizona -- 12/11/10

**MISCELLANEOUS**

	10-11	Career
Double-Figure Pts:	4 (3-1)	18 (16-2)
20-plus Pts:	0 (0-0)	3 (3-0)
Double-Figure Reb:	1 (1-0)	3 (3-0)
Double-Doubles:	1 (1-0)	2 (2-0)
3-plus Steals:	2 (2-0)	3 (3-0)
3-plus Blocks:	0 (0-0)	0 (0-0)
3-plus 3-point FGs:	2 (1-1)	4 (3-1)
Scoring Leader:	2 (2-0)	2 (2-0)
Rebound Leader:	3 (2-1)	12 (11-1)
Assist Leader:	1 (1-0)	2 (2-0)


**CAREER STATISTICS (ALL GAMES)**

Year	GP	GS	Min	Avg	FG	FGA	Pct	3FG	FGA	Pct	FT	FTA	Pct	Off	Def	TR	Avg	PF	FO	A	TO	Blk	Stl	Pts	Avg
2008-09	33	1	354	10.7	30	75	.400	9	21	.429	27	42	.643	13	49	62	1.9	33	1	13	22	3	9	96	2.9
2009-10	36	2	464	12.9	57	122	.467	11	27	.407	39	55	.709	40	70	110	3.1	56	1	31	29	9	19	164	4.6
2010-11	37	22	772	20.9	88	212	.415	24	83	.289	68	90	.756	52	127	179	4.8	83	2	30	40	11	29	268	7.2
2011-12	7	7	193	27.6	28	51	.549	12	21	.571	21	31	.677	13	37	50	7.1	15	0	20	20	3	9	89	12.7
<b>TOTAL</b>	<b>113</b>	<b>32</b>	<b>1783</b>	<b>15.8</b>	<b>203</b>	<b>460</b>	<b>.441</b>	<b>56</b>	<b>152</b>	<b>.368</b>	<b>155</b>	<b>218</b>	<b>.711</b>	<b>118</b>	<b>283</b>	<b>401</b>	<b>3.5</b>	<b>187</b>	<b>4</b>	<b>94</b>	<b>111</b>	<b>26</b>	<b>66</b>	<b>617</b>	<b>5.5</b>

**CAREER STATISTICS (CONFERENCE GAMES)**

Year	GP	GS	Min	Avg	FG	FGA	Pct	3FG	FGA	Pct	FT	FTA	Pct	Off	Def	TR	Avg	PF	FO	A	TO	Blk	Stl	Pts	Avg
2008-09	16	1	137	8.6	14	34	.412	5	10	.500	5	11	.455	4	16	20	1.3	14	0	3	7	1	2	38	2.4
2009-10	16	0	220	13.8	31	61	.508	5	13	.385	14	19	.737	21	38	59	3.7	25	0	17	10	5	10	81	5.1
2010-11	16	7	333	20.8	46	96	.479	14	36	.389	29	40	.725	19	49	68	4.3	40	0	8	13	5	15	135	8.4
<b>TOTAL</b>	<b>48</b>	<b>8</b>	<b>690</b>	<b>14.4</b>	<b>91</b>	<b>191</b>	<b>.476</b>	<b>24</b>	<b>59</b>	<b>.407</b>	<b>48</b>	<b>70</b>	<b>.686</b>	<b>44</b>	<b>103</b>	<b>147</b>	<b>3.1</b>	<b>79</b>	<b>0</b>	<b>28</b>	<b>30</b>	<b>11</b>	<b>27</b>	<b>254</b>	<b>5.3</b>





**2 — CRAIG CUSICK**  
 6-2 • 185 • Junior • Guard  
 Orem, Utah (Utah)

**CUSICK NOTES**

**Last time Out**

- Scored 2 points and had 2 assists, 1 rebound and 1 steal vs. Northern Arizona

**In 2011-12**

- Has played in every game of the season and started two
- Averages 2.6 points, 1.4 rebounds and 1.4 assists
- Career-high 4 assists vs. Wisconsin
- Hit first 3-pointer of career vs. BYU-Hawaii
- Against Longwood made his first career start and posted 3 points, 2 rebounds and 1 assist

**Other**

- A member of the BYU practice squad in 2010-11
- Parents are Randy and Debbie Cusick
- Named first-team all-state by the Salt Lake Tribune as a junior and senior
- Named first-team all-state by the Deseret News as a senior and second team as a junior
- Leading scorer in 4A and 5A in 2005-06
- Averaged 22 points, 6.5 rebounds and 5 assists per game as a senior
- Orem High School's all-time leading scorer
- Led Orem to the state tournament semifinals in 2005 and 2006

Click/scan for Cusick's bio on [BYUcougars.com](http://BYUcougars.com)



**11-12 SEASON/CAREER HIGHS**

Points: 6, BYU-Hawaii -- 11/15/11  
 Points 1st half: 5, BYU-Hawaii -- 11/15/11  
 Points 2nd half: 3, PVAMU -- 11/22/11  
 Rebounds: 3, BYU-Hawaii -- 11/15/11 ; PVAMU-- 11/22/11  
 Assists: 4, vs. Wisconsin -- 11/26/11  
 Steals: 1, five times, last, vs. Northern Arizona -- 11/30/11  
 Blocks: —  
 FG made: 2, BYU-Hawaii -- 11/15/11  
 FG attempts: 5, BYU-Hawaii -- 11/15/11  
 3FG made: 1, three times  
 3FG attempts: 4, BYU-Hawaii -- 11/15/11  
 FT made: 2, at Utah State -- 11/11/11  
 FT attempts: 2, at Utah State -- 11/11/11 ; BYUH -- 11/15/11

**2011-12 GAME-BY-GAME**

Opponent	Date	GS	Min	FG	FGA	Pct	3FG	FGA	Pct	FT	FTA	Pct	Off	Def	TR	Avg	Pf	FO	A	TO	Blk	Stl	Pts	Avg	
at Utah State	11/11/11	9	0	0	.000	0	0	.000	2	2	1.000	0	0	0	0.0	1	0	1	0	0	0	1	2	2.0	
BYU-HAWAII	11/15/11	23	2	5	.400	1	4	.250	1	2	.500	0	3	3	1.5	1	0	0	0	0	0	1	6	4.0	
LONGWOOD	11/18/11	* 16	1	3	.333	1	3	.333	0	0	.000	0	2	2	1.7	3	0	1	0	0	0	3	3.7		
PRAIRIE VIEW A&M	11/22/11	* 19	1	2	.500	1	2	.500	0	0	.000	0	3	3	2.0	0	0	2	0	0	0	0	3	3.5	
vs Nevada	11/25/11	2	0	0	.000	0	0	.000	0	1	.000	0	0	0	1.6	0	0	0	0	0	0	1	0	2.8	
vs Wisconsin	11/26/11	20	1	1	1.000	0	0	.000	0	0	.000	1	0	1	1.5	3	0	4	1	0	1	2	2.7		
vs Northern Arizona	11/30/11	13	1	3	.333	0	2	.000	0	0	.000	0	1	1	1.4	0	0	2	2	0	1	2	2.6		
Totals			2	102	6	14	.429	3	11	.273	3	5	.600	1	9	10	1.4	8	0	10	3	0	5	18	2.6

**MISCELLANEOUS**

	11-12	Career
Double-Figure Pts:	0 (0-0)	0 (0-0)
20-plus Pts:	0 (0-0)	0 (0-0)
Double-Figure Reb:	0 (0-0)	0 (0-0)
Double-Doubles:	0 (0-0)	0 (0-0)
3-plus Steals:	0 (0-0)	0 (0-0)
3-plus Blocks:	0 (0-0)	0 (0-0)
3-plus 3-point FGs:	0 (0-0)	0 (0-0)
Scoring Leader:	0 (0-0)	0 (0-0)
Rebound Leader:	0 (0-0)	0 (0-0)
Assist Leader:	1 (0-1)	1 (0-1)

Year	GP	GS	Min	Avg	FG	FGA	Pct	3FG	FGA	Pct	FT	FTA	Pct	Off	Def	TR	Avg	Pf	FO	A	TO	Blk	Stl	Pts	Avg
2011-12	7	2	102	14.6	6	14	.429	3	11	.273	3	5	.600	1	9	10	1.4	8	0	10	3	0	5	18	2.6
<b>TOTAL</b>	<b>7</b>	<b>2</b>	<b>102</b>	<b>14.6</b>	<b>6</b>	<b>14</b>	<b>.429</b>	<b>3</b>	<b>11</b>	<b>.273</b>	<b>3</b>	<b>5</b>	<b>.600</b>	<b>1</b>	<b>9</b>	<b>10</b>	<b>1.4</b>	<b>8</b>	<b>0</b>	<b>10</b>	<b>3</b>	<b>0</b>	<b>5</b>	<b>18</b>	<b>2.6</b>





**COLLINSWORTH NOTES**

Click/scan for Collinsworth's bio on [BYUcougars.com](http://BYUcougars.com)



**Last time Out**

- Did not play vs. Northern Arizona due to knee soreness

**In 2011-12**

- Played in first two games of 2011-12 season

**Other**

- Parents are Jeff and Alisa and has two sisters and two brothers, brother Kyle played as a freshman for BYU in 2010-11 and is currently serving a mission in Russia
- Served a mission for The Church of Jesus Christ of Latter-day Saints in Australia
- Named the 2007 Gatorade Utah Boys' Basketball Player of the Year and helped Provo win the state title with 27 points in the title game
- As a senior was first-team all-state and received Deseret News 4A and All-Valley MVP honors
- Averaged 16.6 points and 12 rebounds per game despite playing most of the season with a fracture in his right index finger
- Averaged 14.1 points, 6.5 rebounds and 3.3 assists per game to go along with 38 steals and 28 blocks as a junior

**5 — CHRIS COLLINSWORTH**

6-9 • 235 • Sophomore • Forward  
Provo, Utah (Provo HS)

**11-12 SEASON HIGHS**

Points: —  
Points 1st half: —  
Points 2nd half: —  
Rebounds: 1, BYU-Hawaii – 11/15/11  
Assists: 1 at Utah State – 11/11/11  
Steals: —  
Blocks: 1, BYU-Hawaii – 11/15/11  
FG made: —  
FG attempts: 1 at Utah State – 11/11/11  
3FG made: —  
3FG attempts: 1 at Utah State – 11/11/11  
FT made: —  
FT attempts: —

**2011-12 GAME-BY-GAME**

Opponent	Date	GS	Min	FG	FGA	Pct	3FG	FGA	Pct	FT	FTA	Pct	Off	Def	TR	Avg	PF	FO	A	TO	Blk	Stl	Pts	Avg
at Utah State	11/11/11	5	0	1	.000	0	1	.000	0	0	0	.000	0	0	0	0.0	3	0	1	2	0	0	0	0.0
BYU-HAWAII	11/15/11	7	0	1	.000	0	0	.000	0	0	0	.000	0	1	1	0.5	0	0	0	1	1	0	0	0.0
LONGWOOD	11/18/11																							
PRAIRIE VIEW A&M	11/22/11																							
vs. Nevada	11/25/11																							
vs. Wisconsin	11/26/11																							
vs. Northern Arizona	11/30/11																							
Totals		0	12	0	2	.000	0	1	.000	0	0	.000	0	1	1	0.5	3	0	1	3	1	0	0	0.0

**CAREER HIGHS**

Points: 15, Chicago State – 11/20/10  
Rebounds: 11, at UNLV – 01/15/08  
Assists: 3, 4 times  
Steals: 2, twice, last vs. Chicago State – 11/20/10  
Blocks: 2, 3 times, last vs Colorado State – 03/13/08  
FG made: 5, Chicago State – 11/20/10  
FG attempts: 8, Chicago State – 11/20/10  
3FG made: 1, 7 times  
3FG attempts: 3, 4 times  
FT made: 7, at Weber State – 12/21/10  
FT attempts: 8, at Weber State – 12/21/10

**MISCELLANEOUS**

	10-11	Career
Double-Figure Pts:	0 (0-0)	4 (4-0)
20-plus Pts:	0 (0-0)	0 (0-0)
Double-Figure Reb:	0 (0-0)	3 (2-1)
Double-Doubles:	0 (0-0)	1 (1-0)
3-plus Steals:	0 (0-0)	0 (0-0)
3-plus Blocks:	0 (0-0)	0 (0-0)
3-plus 3-point FGs:	0 (0-0)	1 (1-0)
Scoring Leader:	0 (0-0)	0 (0-0)
Rebound Leader:	0 (0-0)	11 (8-3)
Assist Leader:	0 (0-0)	1 (0-1)


**CAREER STATISTICS (ALL GAMES)**

Year	GP	GS	Min	Avg	FG	FGA	Pct	3FG	FGA	Pct	FT	FTA	Pct	Off	Def	TR	Avg	PF	FO	A	TO	Blk	Stl	Pts	Avg
2007-08	35	6	557	15.9	42	112	.375	6	33	.182	22	51	.431	47	122	169	4.8	53	0	19	32	14	9	112	3.2
2010-11	9	4	147	16.3	16	39	.410	1	8	.125	20	27	.741	16	34	50	5.6	16	1	12	8	0	4	53	5.9
2011-12	2	0	12	6.0	0	2	.000	0	1	.000	0	0	.000	0	1	1	0.5	3	0	1	3	1	0	0	0.0
<b>TOTAL</b>	<b>46</b>	<b>10</b>	<b>716</b>	<b>15.6</b>	<b>58</b>	<b>153</b>	<b>.379</b>	<b>7</b>	<b>42</b>	<b>.167</b>	<b>42</b>	<b>78</b>	<b>.538</b>	<b>63</b>	<b>157</b>	<b>220</b>	<b>4.8</b>	<b>72</b>	<b>1</b>	<b>32</b>	<b>43</b>	<b>15</b>	<b>13</b>	<b>165</b>	<b>3.6</b>

**CAREER STATISTICS (CONFERENCE GAMES)**

Year	GP	GS	Min	Avg	FG	FGA	Pct	3FG	FGA	Pct	FT	FTA	Pct	Off	Def	TR	Avg	PF	FO	A	TO	Blk	Stl	Pts	Avg
2007-08	16	1	242	15.1	20	57	.351	3	15	.200	7	20	.350	23	61	84	5.3	19	0	6	9	5	4	50	3.1
<b>TOTAL</b>	<b>16</b>	<b>1</b>	<b>242</b>	<b>15.1</b>	<b>20</b>	<b>57</b>	<b>.351</b>	<b>3</b>	<b>15</b>	<b>.200</b>	<b>7</b>	<b>20</b>	<b>.350</b>	<b>23</b>	<b>61</b>	<b>84</b>	<b>5.3</b>	<b>19</b>	<b>0</b>	<b>6</b>	<b>9</b>	<b>5</b>	<b>4</b>	<b>50</b>	<b>3.1</b>





**10 — MATT CARLINO**  
 6-2 • 175 • Freshman • Guard  
 Scottsdale, Ariz. (Bloomington South HS)

**CARLINO NOTES**

**Last time Out**

- Did not play vs. Northern Arizona

**In 2011-12**

- Will be eligible to play on Dec. 17 vs. Baylor

**Other**

- Redshirted at BYU in 2010-11 after transferring from UCLA
- Parents are Mark and Brett Carlino
- Has one younger sister, Cate, and one younger brother, Jack
- Father, Mark, played basketball at Arizona State and uncle Brock Brunkhorst played basketball at Arizona
- Lists former Utah Jazz great, John Stockton, and New York Yankees' closer Mariano Rivera as his sports heroes
- Led Bloomington South to a 23-1 record while averaging 13.4 points, 5.9 rebounds and 4.3 assists per game
- Led Bloomington South to the 4A State Regional Finals and a No. 1 ranking for much of the season
- Named to Indiana Junior All-Star Team and to All-Conference Indiana Team
- As a sophomore led Highland to a 29-4 record and a trip to the state championship game while averaging 19.7 points, 6.2 rebounds, 5.5 assists and 2.7 steals per game
- As a freshman led Highland to a 24-6 record while averaging 16.2 points, 6.8 rebounds, 5.6 assists and 1.9 steals per game

Click/scan for Carlino's bio on [BYUcougars.com](http://BYUcougars.com)



**11-12 SEASON/CAREER HIGHS**

- Points: —
- Points 1st half: —
- Points 2nd half: —
- Rebounds: —
- Assists: —
- Steals: —
- Blocks: —
- FG made: —
- FG attempts: —
- 3FG made: —
- 3FG attempts: —
- FT made: —
- FT attempts: —

**2011-12 GAME-BY-GAME**


Opponent	Date	GS	Min	FG	FGA	Pct	3FG	FGA	Pct	FT	FTA	Pct	Off	Def	TR	Avg	PF	FO	A	TO	Blk	Stl	Pts	Avg
at Utah State	11/11/11					DNP																		
BYU-HAWAII	11/15/11					DNP																		
LONGWOOD	11/18/11					DNP																		
PRAIRIE VIEW A&M	11/22/11					DNP																		
vs. Nevada	11/25/11					DNP																		
vs. Wisconsin	11/26/11					DNP																		
vs. Northern Arizona	11/30/11					DNP																		

**MISCELLANEOUS**

	11-12	Career
Double-Figure Pts:	0 (0-0)	0 (0-0)
20-plus Pts:	0 (0-0)	0 (0-0)
Double-Figure Reb:	0 (0-0)	0 (0-0)
Double-Doubles:	0 (0-0)	0 (0-0)
3-plus Steals:	0 (0-0)	0 (0-0)
3-plus Blocks:	0 (0-0)	0 (0-0)
3-plus 3-point FGs:	0 (0-0)	0 (0-0)
Scoring Leader:	0 (0-0)	0 (0-0)
Rebound Leader:	0 (0-0)	0 (0-0)
Assist Leader:	0 (0-0)	0 (0-0)

CAREER STATISTICS (ALL GAMES)																									
Year	GP	GS	Min	Avg	FG	FGA	Pct	3FG	FGA	Pct	FT	FTA	Pct	Off	Def	TR	Avg	PF	FO	A	TO	Blk	Stl	Pts	Avg
2011-12																									
<b>TOTAL</b>																									





**12 — JOSH SHARP**  
 6-7 • 185 • Freshman • Forward  
 Highland, Utah (Utah)

**SHARP NOTES**

**Last time Out**

- Posted 2 points, 2 assists, 1 rebound and 1 steal vs. Northern Arizona

**In 2011-12**

- Has played in first seven games of 2011-12 season
- Has had at least 1 offensive rebound in six of seven games this year
- Averages 2.1 points and 3.3 rebounds
- Knocked down first career 3-pointer vs. Prairie View A&M
- 50.0 percent FG shooting

**Other**

- Parents are Joe and Debbie Sharp
- Served a mission for The Church of Jesus Christ of Latter-day Saints in Houston
- Played for Quincy Lewis at Lone Peak High School
- Helped the Knights to back-to-back state titles in 2007-08
- Named first-team all-state by the Deseret News and Salt Lake Tribune
- A team captain as a senior
- Averaged 13.5 points and 6.3 rebounds as a senior
- Redshirted the 2008-09 season at Utah

Click/scan for Sharp's bio on BYUcougars.com



**11-12 SEASON/CAREER HIGHS**

Points: 5, BYU-Hawaii -- 11/15/11  
 Points 1st half: 2 at Utah State -- 11/11/11  
 Points 2nd half: 5, BYU-Hawaii -- 11/15/11; PVAMU -- 11/22/11  
 Rebounds: 6, BYU-Hawaii -- 11/15/11; PVAMU -- 11/22/11  
 Assists: 3, Longwood -- 11/18/11  
 Steals: 1, BYU-Hawaii -- 11/15/11  
 Blocks: —  
 FG made: 2, BYU-Hawaii -- 11/15/11 ; PVAMU -- 11/22/11  
 FG attempts: 4, at Utah State -- 11/11/11  
 3FG made: 1, Prairie View A&M -- 11/22/11  
 3FG attempts: 1, Prairie View A&M -- 11/22/11  
 FT made: 1, BYU-Hawaii -- 11/15/11 ; Longwood -- 11/18/11  
 FT attempts: 3, BYU-Hawaii -- 11/15/11

**2011-12 GAME-BY-GAME**

Opponent	Date	GS	Min	FG	FGA	Pct	3FG	FGA	Pct	FT	FTA	Pct	Off	Def	TR	Avg	PF	FO	A	TO	Blk	Stl	Pts	Avg	
at Utah State	11/11/11	15	1	4	.250	0	0	.000	0	0	.000	0	2	2	4	4.0	2	0	0	0	0	0	2	2.0	
BYU-HAWAII	11/15/11	12	2	3	.667	0	0	.000	1	3	.333	2	4	6	5.0	2	0	1	0	0	0	1	5	3.5	
LONGWOOD	11/18/11	17	0	1	.000	0	0	.000	1	2	.500	1	3	4	4.7	3	0	3	1	0	0	0	1	2.7	
PRAIRIE VIEW A&M	11/22/11	22	2	2	1.000	1	1	1.000	0	0	.000	1	5	6	5.0	2	0	1	1	0	0	0	5	3.3	
vs Nevada	11/25/11	10	0	0	.000	0	0	.000	0	0	.000	0	1	1	4.2	1	0	0	2	0	0	0	0	2.6	
vs Wisconsin	11/26/11	1	0	0	.000	0	0	.000	0	0	.000	1	0	1	3.7	0	0	0	0	0	0	0	0	2.2	
vs Northern Arizona	11/30/11	16	1	2	.500	0	1	.000	0	0	.000	1	0	1	3.3	3	0	2	3	0	0	0	2	2.1	
Totals			0	93	6	12	.500	1	2	.500	2	5	.400	8	15	23	3.3	13	0	7	7	0	1	15	2.1

**MISCELLANEOUS**

	11-12	Career
Double-Figure Pts:	0 (0-0)	0 (0-0)
20-plus Pts:	0 (0-0)	0 (0-0)
Double-Figure Reb:	0 (0-0)	0 (0-0)
Double-Doubles:	0 (0-0)	0 (0-0)
3-plus Steals:	0 (0-0)	0 (0-0)
3-plus Blocks:	0 (0-0)	0 (0-0)
3-plus 3-point FGs:	0 (0-0)	0 (0-0)
Scoring Leader:	0 (0-0)	0 (0-0)
Rebound Leader:	0 (0-0)	0 (0-0)
Assist Leader:	0 (0-0)	0 (0-0)

Year	GP	GS	Min	Avg	FG	FGA	Pct	3FG	FGA	Pct	FT	FTA	Pct	Off	Def	TR	Avg	PF	FO	A	TO	Blk	Stl	Pts	Avg
2011-12	7	0	93	13.3	6	12	.500	1	2	.500	2	5	.400	8	15	23	3.3	13	0	7	7	0	1	15	2.1
<b>TOTAL</b>	<b>7</b>	<b>0</b>	<b>93</b>	<b>13.3</b>	<b>6</b>	<b>12</b>	<b>.500</b>	<b>1</b>	<b>2</b>	<b>.500</b>	<b>2</b>	<b>5</b>	<b>.400</b>	<b>8</b>	<b>15</b>	<b>23</b>	<b>3.3</b>	<b>13</b>	<b>0</b>	<b>7</b>	<b>7</b>	<b>0</b>	<b>1</b>	<b>15</b>	<b>2.1</b>





**13 — BROCK ZYLSTRA**  
 6-6 • 210 • Junior • Guard  
 La Verne, Calif. (Bonita HS)

**ZYLSTRA NOTES**

**Last time Out**

- Scored a career-high 23 points, including five 3-pointers and had 3 boards, 1 assist and 1 steal vs. NAU

**In 2011-12**

- Has started all seven games this season
- Made a career-high five 3-pointers vs. Northern Arizona
- Averages 8.3 points and 3.4 rebounds per game
- Has 1 steal in every game

**Other**

- Parents are Dave and Maxine Zylstra
- Wife's name is Sarah and they have a daughter, Sophia
- Served a mission for The Church of Jesus Christ of Latter-day Saints in New Zealand
- Recruited by Yale, Harvard, UC Davis, UC Irvine, UC Santa Barbara and Dartmouth
- Averaged 22 points, 12 rebounds, three steals and one block per game as a senior at Bonita HS
- Named first-team All-CIF as both a junior and a senior
- Selected as the Most Valuable Player of the Miramonte League two straight seasons

Click/scan for Zylstra's bio on [BYUcougars.com](http://BYUcougars.com)



**11-12 SEASON HIGHS**

Points: 23, vs. Northern Arizona – 11/30/11  
 Points 1st half: 15, vs. Northern Arizona – 11/30/11  
 Points 2nd half: 8, Northern Arizona – 11/30/11  
 Rebounds: 6, BYU-Hawaii – 11/15/11  
 Assists: 3, at Utah State – 11/11/11  
 Steals: 1, seven times, last, vs. Northern Arizona – 11/30/11  
 Blocks: —  
 FG made: 8, vs. Northern Arizona – 11/30/11  
 FG attempts: 10, vs. Northern Arizona – 11/30/11  
 3FG made: 5, vs. Northern Arizona – 11/30/11  
 3FG attempts: 6, vs. Northern Arizona – 11/30/11  
 FT made: 2, twice, last vs. Northern Arizona – 11/30/11  
 FT attempts: 2, twice, last vs. Northern Arizona – 11/30/11

**2011-12 GAME-BY-GAME**

Opponent	Date	GS	Min	FG	FGA	Pct	3FG	FGA	Pct	FT	FTA	Pct	Off	Def	TR	Avg	PF	FO	A	TO	Blk	Stl	Pts	Avg	
at Utah State	11/11/11	*	31	1	4	.250	0	3	.000	0	0	.000	0	3	3	3.0	3	0	3	5	0	1	2	2.0	
BYU-HAWAII	11/15/11	*	32	3	9	.333	1	4	.250	0	0	.000	3	3	6	4.5	2	0	1	5	0	1	7	4.5	
LONGWOOD	11/18/11	*	18	2	5	.400	2	3	.667	0	0	.000	1	0	1	3.3	1	0	1	0	0	1	6	5.0	
PRAIRIE VIEW A&M	11/22/11	*	14	2	4	.500	2	4	.500	2	2	1.000	1	3	4	3.5	3	0	1	2	0	1	8	5.8	
vs Nevada	11/25/11	*	30	3	7	.429	2	5	.400	0	0	.000	1	1	2	3.2	1	0	2	0	0	1	8	6.2	
vs Wisconsin	11/26/11	*	22	2	7	.286	0	4	.000	0	0	.000	1	4	5	3.5	1	0	0	0	0	1	4	5.8	
vs Northern Arizona	11/30/11	*	26	8	10	.800	5	6	.833	2	2	1.000	1	2	3	3.4	3	0	1	1	0	1	23	8.3	
<b>Totals</b>			7	173	21	46	.457	12	29	.414	4	4	1.000	8	16	24	3.4	14	0	9	13	0	7	58	8.3

**CAREER HIGHS**

Points: 23, vs Northern Arizona -- 11/30/11  
 Rebounds: 6, BYU-Hawaii -- 11/15/11  
 Assists: 3, at Utah State -- 11/11/11  
 Steals: 2, twice, last, Mississippi Valley -- 11/23/10  
 Blocks: 1, Wagner -- 12/17/09  
 FG made: 8, vs Northern Arizona -- 11/30/11  
 FG attempts: 10, vs Northern Arizona -- 11/30/11  
 3FG made: 5, vs Northern Arizona -- 11/30/11  
 3FG attempts: 6, twice, last, vs Northern Arizona -- 11/30/11  
 FT made: 3, Eastern New Mexico -- 01/02/10  
 FT attempts: 4, Eastern New Mexico -- 01/02/10

**MISCELLANEOUS**

	10-11	Career
Double-Figure Pts:	1 (1-0)	2 (2-0)
20-plus Pts:	1 (1-0)	1 (1-0)
Double-Figure Reb:	0 (0-0)	0 (0-0)
Double-Doubles:	0 (0-0)	0 (0-0)
3-plus Steals:	0 (0-0)	0 (0-0)
3-plus Blocks:	0 (0-0)	0 (0-0)
3-plus 3-point FGs:	1 (1-0)	2 (2-0)
Scoring Leader:	1 (1-0)	1 (1-0)
Rebound Leader:	0 (0-0)	0 (0-0)
Assist Leader:	0 (0-0)	0 (0-0)

**CAREER STATISTICS (ALL GAMES)**

Year	GP	GS	Min	Avg	FG	FGA	Pct	3FG	FGA	Pct	FT	FTA	Pct	Off	Def	TR	Avg	PF	FO	A	TO	Blk	Stl	Pts	Avg
2009-10	20	0	63	3.2	7	18	.389	0	3	.000	5	8	.625	2	11	13	0.7	4	0	2	4	1	1	19	1.0
2010-11	29	0	150	5.2	10	32	.313	6	22	.273	7	12	.583	5	19	24	0.8	13	0	9	4	0	8	33	1.1
2011-12	7	7	173	24.7	21	46	.457	12	29	.414	4	4	1.000	8	16	24	3.4	14	0	9	13	0	7	58	8.3
<b>TOTAL</b>	<b>56</b>	<b>7</b>	<b>386</b>	<b>6.9</b>	<b>38</b>	<b>96</b>	<b>.396</b>	<b>18</b>	<b>54</b>	<b>.333</b>	<b>16</b>	<b>24</b>	<b>.667</b>	<b>15</b>	<b>46</b>	<b>61</b>	<b>1.1</b>	<b>31</b>	<b>0</b>	<b>20</b>	<b>21</b>	<b>1</b>	<b>16</b>	<b>110</b>	<b>2.0</b>

**CAREER STATISTICS (CONFERENCE GAMES)**

Year	GP	GS	Min	Avg	FG	FGA	Pct	3FG	FGA	Pct	FT	FTA	Pct	Off	Def	TR	Avg	PF	FO	A	TO	Blk	Stl	Pts	Avg
2009-10	8	0	24	3.0	3	7	.429	0	1	.000	2	4	.500	1	1	2	0.3	2	0	1	2	0	0	8	1.0
2010-11	11	0	40	3.6	2	7	.286	0	3	.000	3	7	.429	2	5	7	0.6	4	0	2	0	0	2	7	0.6
<b>TOTAL</b>	<b>19</b>	<b>0</b>	<b>64</b>	<b>3.4</b>	<b>5</b>	<b>14</b>	<b>.357</b>	<b>0</b>	<b>4</b>	<b>.000</b>	<b>5</b>	<b>11</b>	<b>.455</b>	<b>3</b>	<b>6</b>	<b>9</b>	<b>0.5</b>	<b>6</b>	<b>0</b>	<b>3</b>	<b>2</b>	<b>0</b>	<b>2</b>	<b>15</b>	<b>0.8</b>







**14 — NICK MARTINEAU**  
**6-0 • 170 • Junior • Guard**  
**Fruit Heights, Utah (Davis HS)**

**MARTINEAU NOTES**

**Last time Out**

- Played 5 minutes vs. Northern Arizona and had 1 assist

**In 2011-12**

- Played 7 minutes vs. Prairie View A&M and tallied 2 rebounds, 2 assists and 1 steal
- Played 2 minutes vs. BYU-Hawaii and scored 1 point (1-2 FT)
- Made one 3-pointer vs. Longwood

**Other**

- Parents are Chris and Sherrie and has three brothers and one sister
- Wife's name is Karli
- Served a mission for The Church of Jesus Christ of Latter-day Saints in Chile
- Also garnered recruiting attention as a wide receiver in football
- Also recruited by Southern Utah, Penn, Columbia, Princeton, Stanford, Air Force, Utah State and Utah
- Averaged 15 points and six assists per game at Davis High School, earning first-team all-state honors as a senior
- Named Salt Lake Tribune second-team all-state and Deseret News third-team all-state his junior season
- Earned first-team all-state accolades as a wide receiver in football
- Honored by the National Football Foundation Hall of Fame

Click/scan for Martineau's bio on [BYUcougars.com](http://BYUcougars.com)



**11-12 SEASON HIGHS**

Points: 3, Longwood – 11/18/11  
 Points 1st half: —  
 Points 2nd half: 3, Longwood – 11/18/11  
 Rebounds: — 2, Prairie View A&M – 11/22/11  
 Assists: — 2, Prairie View A&M – 11/22/11  
 Steals: — 1, Prairie View A&M – 11/22/11  
 Blocks: —  
 FG made: — 1, Longwood – 11/18/11  
 FG attempts: — 1, Longwood – 11/18/11  
 3FG made: — 1, Longwood – 11/18/11  
 3FG attempts: — 1, Longwood – 11/18/11  
 FT made: 1, BYU-Hawaii – 11/15/11  
 FT attempts: 2, BYU-Hawaii – 11/15/11

**2011-12 GAME-BY-GAME**

Opponent	Date	GS	Min	FG	FGA	Pct	3FG	FGA	Pct	FT	FTA	Pct	Off	Def	TR	Avg	PF	FO	A	TO	Blk	Stl	Pts	Avg	
at Utah State	11/11/11		DNP																						
BYU-HAWAII	11/15/11	2	0	0	0	.000	0	0	.000	1	2	.500	0	0	0	0.0	0	0	0	0	0	0	1	1.0	
LONGWOOD	11/18/11	3	1	1	1	1.000	1	1	1.000	0	0	.000	0	0	0	0.0	0	0	0	0	0	0	3	2.0	
PRAIRIE VIEW A&M	11/22/11	7	0	0	0	.000	0	0	.000	0	0	.000	0	2	2	0.7	0	0	2	0	0	1	0	1.3	
vs Nevada	11/25/11	1	0	1	0	.000	0	0	.000	0	0	.000	0	0	0	0.5	0	0	0	0	0	0	0	1.0	
vs Wisconsin	11/26/11	1	0	0	0	.000	0	0	.000	0	0	.000	0	0	0	0.4	0	0	0	0	0	0	0	0.8	
vs Northern Arizona	11/30/11	5	0	1	0	.000	0	0	.000	0	0	.000	0	0	0	0.3	0	0	1	1	0	0	0	0.7	
<b>Totals</b>			0	19	1	3	.333	1	1	1.000	1	2	.500	0	2	2	0.3	0	0	3	1	0	1	4	0.7

**CAREER HIGHS**

Points: 6, Loyola Marymount – 01/03/08  
 Rebounds: 2, 6 times, last, Prairie View A&M – 11/22/11  
 Assists: 4, Loyola Marymount – 01/03/08  
 Steals: 2, Chicago State – 11/20/10  
 Blocks: —  
 FG made: 2, Mississippi Valley – 11/23/10  
 FG attempts: 3, twice, last vs Hawaii – 12/04/10  
 3FG made: 1, 5 times, last, Longwood – 11/18/11  
 3FG attempts: 2, 3 times, last vs Fresno Pacific – 01/01/11  
 FT made: 4, Loyola Marymount – 01/03/08  
 FT attempts: 4, Loyola Marymount – 01/03/08

**MISCELLANEOUS**

	10-11	Career
Double-Figure Pts:	0 (0-0)	0 (0-0)
20-plus Pts:	0 (0-0)	0 (0-0)
Double-Figure Reb:	0 (0-0)	0 (0-0)
Double-Doubles:	0 (0-0)	0 (0-0)
3-plus Steals:	0 (0-0)	0 (0-0)
3-plus Blocks:	0 (0-0)	0 (0-0)
3-plus 3-point FGs:	0 (0-0)	0 (0-0)
Scoring Leader:	0 (0-0)	0 (0-0)
Rebound Leader:	0 (0-0)	0 (0-0)
Assist Leader:	0 (0-0)	0 (0-0)

**CAREER STATISTICS (ALL GAMES)**

Year	GP	GS	Min	Avg	FG	FGA	Pct	3FG	FGA	Pct	FT	FTA	Pct	Off	Def	TR	Avg	PF	FO	A	TO	Blk	Stl	Pts	Avg
2007-08	20	0	115	5.8	4	14	.286	1	5	.200	4	6	.667	2	6	8	0.4	13	0	14	9	0	3	13	0.7
2010-11	25	0	121	4.8	6	22	.273	3	12	.250	2	2	1.000	0	11	11	0.4	7	0	14	4	0	5	17	0.7
2011-12	6	0	19	3.2	1	3	.333	1	1	1.000	1	2	.500	0	2	2	0.3	0	0	3	1	0	1	4	0.7
<b>TOTAL</b>	<b>51</b>	<b>0</b>	<b>255</b>	<b>5.0</b>	<b>11</b>	<b>39</b>	<b>.282</b>	<b>5</b>	<b>18</b>	<b>.278</b>	<b>7</b>	<b>10</b>	<b>.700</b>	<b>2</b>	<b>19</b>	<b>21</b>	<b>0.4</b>	<b>20</b>	<b>0</b>	<b>31</b>	<b>14</b>	<b>0</b>	<b>9</b>	<b>34</b>	<b>0.7</b>

**CAREER STATISTICS (CONFERENCE GAMES)**

Year	GP	GS	Min	Avg	FG	FGA	Pct	3FG	FGA	Pct	FT	FTA	Pct	Off	Def	TR	Avg	PF	FO	A	TO	Blk	Stl	Pts	Avg
2007-08	7	0	24	3.4	0	4	.000	0	2	.000	0	2	.000	0	1	1	0.1	2	0	0	3	0	2	0	0.0
2010-11	8	0	11	1.4	0	3	.000	0	1	.000	0	0	.000	0	0	0	0.0	2	0	1	0	0	0	0	0.0
<b>TOTAL</b>	<b>15</b>	<b>0</b>	<b>35</b>	<b>2.3</b>	<b>0</b>	<b>7</b>	<b>.000</b>	<b>0</b>	<b>3</b>	<b>.000</b>	<b>0</b>	<b>2</b>	<b>.000</b>	<b>0</b>	<b>1</b>	<b>1</b>	<b>0.1</b>	<b>4</b>	<b>0</b>	<b>1</b>	<b>3</b>	<b>0</b>	<b>2</b>	<b>0</b>	<b>0.0</b>





**20 — ANSON WINDER**  
 6-3 • 195 • Freshman • Guard  
 Las Vegas, Nev. (Bishop Gorman HS)

**WINDER NOTES**

**Last time Out**

- Set a career-high with 9 assists to go along with 3 points, 3 steals, 2 rebounds and 2 blocks vs. NAU

**In 2011-12**

- Started last three games at point guard
- Had 9 points, 4 rebounds, 4 assists and 4 steals against Nevada, his first career start
- Had a career-high 11 points and 4 assists vs. Prairie View A&M
- Averages 5.2 points, 4.2 assists and 1.2 steals
- 45.5 percent FG shooting

**Other**

- Parents are Chuck Winder and Teresa Williams
- Also recruited by Nevada, SMU, Portland, UC Riverside and Idaho
- Helped lead Bishop Gorman to back-to-back Nevada 4A state titles
- Averaged 17 points and seven boards as a senior and led Bishop Gorman to a 30-2 record
- Earned first-team all-Southwest League and first-team all-Sunset Division honors
- As a junior averaged 13.8 points, 8.2 rebounds and 3.0 assists and helped Bishop Gorman to a 28-5 record
- Earned all-Southwest League honors and Bishop Gorman's Sportsmanship Award as a junior
- Earned all-tournament honors at the Wyoming Energy Classic

Click/scan for Winder's bio on [BYUcougars.com](http://BYUcougars.com)



**11-12 SEASON/CAREER HIGHS**

Points: 11, Prairie View A&M -- 11/22/11  
 Points 1st half: 6 vs. Nevada, 11/25/11  
 Points 2nd half: 6, Prairie View A&M, 11/22/11  
 Rebounds: 4, vs Nevada -- 11/25/11  
 Assists: 9, vs. Northern Arizona -- 11/30/11  
 Steals: 4, Nevada -- 11/25/11  
 Blocks: 2, vs. Northern Arizona -- 11/30/11  
 FG made: 4, vs Nevada Wolf Pack -- 11-25-11  
 FG attempts: 9, vs Nevada Wolf Pack -- 11-25-11  
 3FG made: 2, Longwood -- 11/18/11; PVAMU -- 11/22/11  
 3FG attempts: 4, three times  
 FT made: 3, Prairie View A&M -- 11/22/11  
 FT attempts: 5, Longwood -- 11/18/11

**2011-12 GAME-BY-GAME**

Opponent	Date	GS	Min	FG	FGA	Pct	3FG	FGA	Pct	FT	FTA	Pct	Off	Def	TR	Avg	PF	FO	A	TO	Blk	Stl	Pts	Avg	
at Utah State	11/11/11		DNP																						
BYU-HAWAII	11/15/11		2	0	0	.000	0	0	.000	0	0	.000	0	1	1	1.0	0	0	0	0	0	0	0	0.0	
LONGWOOD	11/18/11		25	2	5	.400	2	4	.500	2	5	.400	0	1	1	1.0	1	0	5	0	0	0	8	4.0	
PRAIRIE VIEW A&M	11/22/11		21	3	5	.600	2	4	.500	3	3	1.000	0	3	3	1.7	2	0	4	2	0	0	11	6.3	
vs Nevada	11/25/11	*	38	4	9	.444	0	4	.000	1	2	.500	0	4	4	2.3	2	0	4	3	0	4	9	7.0	
vs Wisconsin	11/26/11	*	21	0	0	.000	0	0	.000	0	0	.000	0	0	0	1.8	0	0	3	1	0	0	0	5.6	
vs Northern Arizona	11/30/11	*	22	1	3	.333	0	1	.000	1	2	.500	0	2	2	1.8	1	0	9	3	2	3	3	5.2	
Totals			3	129	10	22	.455	4	13	.308	7	12	.583	0	11	11	1.8	6	0	25	9	2	7	31	5.2

**MISCELLANEOUS**

	11-12	Career
Double-Figure Pts:	1 (1-0)	1 (1-0)
20-plus Pts:	0 (0-0)	0 (0-0)
Double-Figure Reb:	0 (0-0)	0 (0-0)
Double-Doubles:	0 (0-0)	0 (0-0)
3-plus Steals:	2 (2-0)	2 (2-0)
3-plus Blocks:	0 (0-0)	0 (0-0)
3-plus 3-point FGs:	0 (0-0)	0 (0-0)
Scoring Leader:	0 (0-0)	0 (0-0)
Rebound Leader:	0 (0-0)	0 (0-0)
Assist Leader:	4 (4-0)	4 (4-0)

Year	GP	GS	Min	Avg	FG	FGA	Pct	3FG	FGA	Pct	FT	FTA	Pct	Off	Def	TR	Avg	PF	FO	A	TO	Blk	Stl	Pts	Avg
2011-12	6	3	129	21.5	10	22	.455	4	13	.308	7	12	.583	0	11	11	1.8	6	0	25	9	2	7	31	5.2
<b>TOTAL</b>	<b>6</b>	<b>3</b>	<b>129</b>	<b>21.5</b>	<b>10</b>	<b>22</b>	<b>.455</b>	<b>4</b>	<b>13</b>	<b>.308</b>	<b>7</b>	<b>12</b>	<b>.583</b>	<b>0</b>	<b>11</b>	<b>11</b>	<b>1.8</b>	<b>6</b>	<b>0</b>	<b>25</b>	<b>9</b>	<b>2</b>	<b>7</b>	<b>31</b>	<b>5.2</b>





**ROGERS NOTES**

**Last time Out**

- Had 8 points, 6 rebounds and 3 assists vs. Northern Arizona

**In 2011-12**

- Has played in every game and started two
- Had 17 points vs. Longwood and 18 vs. Prairie View A&M
- Averages 9.0 points, 2.6 rebounds and 2.0 assists
- 54.3 percent FG shooting and 39.1 3-point FG shooting

**Other**

- Parents are Kimball and Sharon Rogers and is the youngest of seven children
- Wife's name is Ginny
- Served a mission for The Church of Jesus Christ of Latter-day Saints in Cleveland, Ohio
- Earned junior college All-America honors while leading Mesa CC to a 25-7 record (2009-10)
- Averaged 21.3 points, 5.3 rebounds, 1.5 assists and 1.3 steals and made 85 threes and shot .499 from the field, .427 from three and .810 from the free throw line
- Redshirted one season at Arizona State prior to playing at Mesa

Click/scan for Rogers' bio on BYUcougars.com



**21 — STEPHEN ROGERS**

6-8 • 195 • Junior • Forward  
Mesa, Ariz. (Mesa CC)

**11-12 SEASON HIGHS**

Points: 18, Prairie View A&M – 11/22/11  
 Points 1st half: 8, Prairie View A&M – 11/22/11  
 Points 2nd half: 14, Longwood – 11/18/11  
 Rebounds: 6, vs. Northern Arizona – 11/30/11  
 Assists: 3, twice, last, Longwood – 11/18/11  
 Steals: 3, Longwood – 11/18/11  
 Blocks: 2 BYU-Hawaii – 11/15/11  
 FG made: 7, Longwood – 11/18/11  
 FG attempts: 9, twice, last, Prairie View A&M – 11/22/11  
 3FG made: 3, twice, last, Prairie View A&M – 11/22/11  
 3FG attempts: 5, twice, last, Prairie View A&M – 11/22/11  
 FT made: 3, Prairie View A&M – 11/22/11  
 FT attempts: 4, Prairie View A&M – 11/22/11

**2011-12 GAME-BY-GAME**

Opponent	Date	GS	Min	FG	FGA	Pct	3FG	FGA	Pct	FT	FTA	Pct	Off	Def	TR	Avg	PF	FO	A	TO	Blk	Stl	Pts	Avg	
at Utah State	11/11/11	*	29	3	7	.429	0	4	.000	1	2	.500	0	0	0	0.0	5	1	3	1	1	1	7	7.0	
BYU-HAWAII	11/15/11	*	22	2	5	.400	1	2	.500	0	0	.000	0	2	2	1.0	3	0	1	2	2	0	5	6.0	
LONGWOOD	11/18/11		18	7	9	.778	3	5	.600	0	0	.000	2	0	2	1.3	0	0	3	0	0	3	17	9.7	
PRAIRIE VIEW A&M	11/22/11		21	6	9	.667	3	5	.600	3	4	.750	0	2	2	1.5	1	0	2	0	1	1	18	11.8	
vs Nevada	11/25/11		11	1	4	.250	0	1	.000	0	0	.000	0	4	4	2.0	0	0	2	2	0	0	2	9.8	
vs Wisconsin	11/26/11		12	3	6	.500	0	1	.000	0	0	.000	0	2	2	2.0	0	0	0	2	0	0	6	9.2	
vs Northern Arizona	11/30/11		27	3	6	.500	2	5	.400	0	0	.000	0	6	6	2.6	2	0	3	0	0	0	8	9.0	
Totals			2	140	25	46	.543	9	23	.391	4	6	.667	2	16	18	2.6	11	1	14	7	4	5	63	9.0

**CAREER HIGHS**

Points: 18, Prairie View A&M – 11/22/11  
 Rebounds: 8, UNLV – 02/05/11  
 Assists: 3, at Utah State – 11/11/11 ; Longwood – 11/18/11  
 Steals: 3, Longwood – 11/18/11  
 Blocks: 2, three times  
 FG made: 7, Longwood – 11/18/11  
 FG attempts: 10, UNLV – 02/05/11  
 3FG made: 3, 5 times  
 3FG attempts: 6, vs Florida – 03/24/11  
 FT made: 11, Fresno Pacific – 01/01/11  
 FT attempts: 11, Fresno Pacific – 01/01/11

**MISCELLANEOUS**

	10-11	Career
Double-Figure Pts:	2 (2-0)	8 (8-0)
20-plus Pts:	0 (0-0)	0 (0-0)
Double-Figure Reb:	0 (0-0)	0 (0-0)
Double-Doubles:	0 (0-0)	0 (0-0)
3-plus Steals:	1 (1-0)	1 (1-0)
3-plus Blocks:	0 (0-0)	0 (0-0)
3-plus 3-point FGs:	2 (2-0)	5 (5-0)
Scoring Leader:	1 (1-0)	2 (2-0)
Rebound Leader:	0 (0-0)	1 (1-0)
Assist Leader:	0 (0-0)	0 (0-0)

CAREER STATISTICS (ALL GAMES)																									
Year	GP	GS	Min	Avg	FG	FGA	Pct	3FG	FGA	Pct	FT	FTA	Pct	Off	Def	TR	Avg	PF	FO	A	TO	Blk	Stl	Pts	Avg
2010-11	36	0	368	10.2	43	105	.410	21	61	.344	41	48	.854	17	61	78	2.2	26	0	12	22	8	10	148	4.1
2011-12	7	2	140	20.0	25	46	.543	9	23	.391	4	6	.667	2	16	18	2.6	11	1	14	7	4	5	63	9.0
<b>TOTAL</b>	<b>43</b>	<b>2</b>	<b>508</b>	<b>11.8</b>	<b>68</b>	<b>151</b>	<b>.450</b>	<b>30</b>	<b>84</b>	<b>.357</b>	<b>45</b>	<b>54</b>	<b>.833</b>	<b>19</b>	<b>77</b>	<b>96</b>	<b>2.2</b>	<b>37</b>	<b>1</b>	<b>26</b>	<b>29</b>	<b>12</b>	<b>15</b>	<b>211</b>	<b>4.9</b>

CAREER STATISTICS (CONFERENCE GAMES)																									
Year	GP	GS	Min	Avg	FG	FGA	Pct	3FG	FGA	Pct	FT	FTA	Pct	Off	Def	TR	Avg	PF	FO	A	TO	Blk	Stl	Pts	Avg
2010-11	16	0	172	10.8	23	53	.434	10	30	.333	10	10	1.000	7	26	33	2.1	14	0	5	11	2	5	66	4.1
<b>TOTAL</b>	<b>16</b>	<b>0</b>	<b>172</b>	<b>10.8</b>	<b>23</b>	<b>53</b>	<b>.434</b>	<b>10</b>	<b>30</b>	<b>.333</b>	<b>10</b>	<b>10</b>	<b>1.000</b>	<b>7</b>	<b>26</b>	<b>33</b>	<b>2.1</b>	<b>14</b>	<b>0</b>	<b>5</b>	<b>11</b>	<b>2</b>	<b>5</b>	<b>66</b>	<b>4.1</b>





**24 — DAMARCUS HARRISON**  
 6-5 • 190 • Freshman • Guard  
 Greenwood, S.C. (Christ HS)

**HARRISON NOTES**

**Last time Out**

- Posted 4 points, 1 rebound and 1 steal in 14 minutes vs. Northern Arizona

**In 2011-12**

- Has played in all seven games this season
- Averages 5.6 points and 1.0 rebound
- 35.7 percent 3-point FG shooting

**Other**

- Also recruited by Clemson, Florida State, Marquette and Wisconsin
- As a senior helped Christ School to a 32-5 overall record, a 12-0 league record and the NCISAA State Title
- Named NCISAA 3A All-State
- Earned first-team Asheville Citizen-Times All-WNC honors
- Shared team MVP honors with Marshall Plumlee (Duke)
- A Jordan Brand Classic Regional All-Star
- Named CAA All-Conference and CAA Player of the Year
- Averaged 12.7 points, 4.7 rebounds, 1.8 steals and 1.7 assists and hit 53 threes
- As a junior averaged 12.5 points and 5.0 rebounds on a team that included six other Division I-bound players
- Helped the Greenies to a 37-2 record and the 2010 North Carolina 3A state title

Click/scan for Harrison's bio on [BYUcougars.com](http://BYUcougars.com)



**11-12 SEASON/CAREER HIGHS**

Points: 11, Longwood – 11/18/11  
 Points 1st half: 6, BYU-Hawaii – 11/15/11  
 Points 2nd half: 6, Longwood – 11/18/11  
 Rebounds: 2, BYU-Hawaii – 11/15/11, vs. Nevada – 11/25/11  
 Assists: 2, twice, last, Prairie View A&M – 11/22/11  
 Steals: 1, three times, last, vs. Northern Arizona – 11/30/11  
 Blocks: —  
 FG made: 3, Longwood, – 11/18/11  
 FG attempts: 7, Longwood – 11/18/11  
 3FG made: 3, Longwood – 11/18/11  
 3FG attempts: 5, Longwood – 11/18/11  
 FT made: 2, Longwood – 11/18/11  
 FT attempts: 3, Prairie View A&M – 11/22/11

**2011-12 GAME-BY-GAME**

Opponent	Date	GS	Min	FG	FGA	Pct	3FG	FGA	Pct	FT	FTA	Pct	Off	Def	TR	Avg	PF	FO	A	TO	Blk	Stl	Pts	Avg
at Utah State	11/11/11	4	0	1	.000	0	0	.000	0	0	.000	0	0	0	0.0	1	0	0	1	0	0	0	0	0.0
BYU-HAWAII	11/15/11	15	2	6	.333	1	2	.500	1	1	1.000	1	1	2	1.0	1	0	2	3	0	0	6	3.0	
LONGWOOD	11/18/11	13	3	7	.429	3	5	.600	2	2	1.000	0	0	0	0.7	0	0	1	1	0	0	11	5.7	
PRAIRIE VIEW A&M	11/22/11	14	2	5	.400	0	2	.000	1	3	.333	0	1	1	0.8	3	0	2	1	0	1	5	5.5	
vs Nevada	11/25/11	8	2	4	.500	0	1	.000	0	0	.000	1	1	2	1.0	1	0	0	1	0	0	4	5.2	
vs Wisconsin	11/26/11	19	3	7	.429	1	2	.500	2	2	1.000	0	1	1	1.0	1	0	0	1	0	1	9	5.8	
vs Northern Arizona	11/30/11	14	2	8	.250	0	2	.000	0	0	.000	0	1	1	1.0	0	0	0	0	0	1	4	5.6	
Totals			0	87	14	.368	5	14	.357	6	8	.750	2	5	7	1.0	7	0	5	8	0	3	39	5.6

**MISCELLANEOUS**

	11-12	Career
Double-Figure Pts:	1 (1-0)	1 (1-0)
20-plus Pts:	0 (0-0)	0 (0-0)
Double-Figure Reb:	0 (0-0)	0 (0-0)
Double-Doubles:	0 (0-0)	0 (0-0)
3-plus Steals:	0 (0-0)	0 (0-0)
3-plus Blocks:	0 (0-0)	0 (0-0)
3-plus 3-point FGs:	1 (1-0)	1 (1-0)
Scoring Leader:	0 (0-0)	0 (0-0)
Rebound Leader:	0 (0-0)	0 (0-0)
Assist Leader:	0 (0-0)	0 (0-0)

Year	GP	GS	Min	Avg	FG	FGA	Pct	3FG	FGA	Pct	FT	FTA	Pct	Off	Def	TR	Avg	PF	FO	A	TO	Blk	Stl	Pts	Avg
2011-12	7	0	87	12.4	14	38	.368	5	14	.357	6	8	.750	2	5	7	1.0	7	0	5	8	0	3	39	5.6
<b>TOTAL</b>	<b>7</b>	<b>0</b>	<b>87</b>	<b>12.4</b>	<b>14</b>	<b>38</b>	<b>.368</b>	<b>5</b>	<b>14</b>	<b>.357</b>	<b>6</b>	<b>8</b>	<b>.750</b>	<b>2</b>	<b>5</b>	<b>7</b>	<b>1.0</b>	<b>7</b>	<b>0</b>	<b>5</b>	<b>8</b>	<b>0</b>	<b>3</b>	<b>39</b>	<b>5.6</b>





**33 — NATE AUSTIN**  
 6-10 • 215 • Freshman • Forward/Center  
 Alpine, Utah (Lone Peak HS)

**AUSTIN NOTES**

**Last time Out**

- Posted a career-high 11 points, including his first 3-pointer and 4 rebounds in just 9 minutes vs. NAU

**In 2011-12**

- Has played in all seven games this season
- Career-high 11 points came on 5 of 6 shooting vs. Northern Arizona
- Played a season-high 13 minutes vs. Longwood and scored 4 points
- Averages 3.0 points and 1.7 rebounds
- 66.7 percent FG shooting

**Other**

- Served a mission for The Church of Jesus Christ of Latter-day Saints in McAllen, Texas
- Also recruited by Boise State and Utah State
- Helped Lone Peak to a 22-3 record as a senior
- Averaged 11.5 points while helping the Knights to a trip to the state title game in 2009
- Helped Lone Peak win the 2008 state title
- Played with fellow Cougars Tyler Haws and Josh Sharp at Lone Peak
- Played for Salt Lake Metro club team directed by Dave Hammer and coached by Marty Haws
- At Las Vegas Spring Showcase scored 24 points and grabbed 22 rebounds in a gold bracket quarterfinal game

Click/scan for Austin's bio on [BYUcougars.com](http://BYUcougars.com)



**11-12 SEASON/CAREER HIGHS**

Points: 11, vs. Northern Arizona – 11/30/11  
 Points 1st half: 2, at Utah State – 11/11/11  
 Points 2nd half: 11, vs. Northern Arizona – 11/30/11  
 Rebounds: 4, vs. Northern Arizona – 11/30/11  
 Assists: 1, twice, last, vs. Northern Arizona – 11/30/11  
 Steals: 1, twice, last, vs. Nevada – 11/25/11  
 Blocks: 1, three times, last, vs. Nevada – 11/25/11  
 FG made: 5, vs. Northern Arizona – 11/30/11  
 FG attempts: 6, Northern Arizona – 11/30/11  
 3FG made: 1, vs. Northern Arizona – 11/30/11  
 3FG attempts: 2, vs. Northern Arizona – 11/30/11  
 FT made: 2, twice, last, vs. Wisconsin – 11/26/11  
 FT attempts: 4, Prairie View A&M – 11/22/11

**2011-12 GAME-BY-GAME**

Opponent	Date	GS	Min	FG	FGA	Pct	3FG	FGA	Pct	FT	FTA	Pct	Off	Def	TR	Avg	PF	FO	A	TO	Blk	Stl	Pts	Avg	
at Utah State	11/11/11	11	1	1	1.000	0	0	0	.000	0	0	.000	1	2	3	3.0	1	0	0	1	1	0	2	2.0	
BYU-HAWAII	11/15/11	5	0	0	.000	0	0	0	.000	0	0	.000	1	1	2	2.5	3	0	0	2	0	0	0	1.0	
LONGWOOD	11/18/11	13	2	4	.500	0	0	0	.000	0	0	.000	2	1	3	2.7	3	0	1	2	1	0	4	2.0	
PRAIRIE VIEW A&M	11/22/11	8	0	1	.000	0	0	0	.000	2	4	.500	0	0	0	2.0	2	0	0	1	0	1	2	2.0	
vs Nevada	11/25/11	4	0	0	.000	0	0	0	.000	0	0	.000	0	0	0	1.6	1	0	0	0	1	1	0	1.6	
vs Wisconsin	11/26/11	1	0	0	.000	0	0	0	.000	2	2	1.000	0	0	0	1.3	0	0	0	0	0	0	2	1.7	
vs Northern Arizona	11/30/11	9	5	6	.833	1	2	.500	0	0	.000	1	3	4	1.7	3	0	1	0	0	0	11	3.0		
Totals			0	51	8	12	.667	1	2	.500	4	6	.667	5	7	12	1.7	13	0	2	6	3	2	21	3.0

**MISCELLANEOUS**

	11-12	Career
Double-Figure Pts:	1 (1-0)	1 (1-0)
20-plus Pts:	0 (0-0)	0 (0-0)
Double-Figure Reb:	0 (0-0)	0 (0-0)
Double-Doubles:	0 (0-0)	0 (0-0)
3-plus Steals:	0 (0-0)	0 (0-0)
3-plus Blocks:	0 (0-0)	0 (0-0)
3-plus 3-point FGs:	0 (0-0)	0 (0-0)
Scoring Leader:	0 (0-0)	0 (0-0)
Rebound Leader:	0 (0-0)	0 (0-0)
Assist Leader:	0 (0-0)	0 (0-0)

CAREER STATISTICS (ALL GAMES)																									
Year	GP	GS	Min	Avg	FG	FGA	Pct	3FG	FGA	Pct	FT	FTA	Pct	Off	Def	TR	Avg	PF	FO	A	TO	Blk	Stl	Pts	Avg
2011-12	7	0	51	7.3	8	12	.667	1	2	.500	4	6	.667	5	7	12	1.7	13	0	2	6	3	2	21	3.0
<b>TOTAL</b>	<b>7</b>	<b>0</b>	<b>51</b>	<b>7.3</b>	<b>8</b>	<b>12</b>	<b>.667</b>	<b>1</b>	<b>2</b>	<b>.500</b>	<b>4</b>	<b>6</b>	<b>.667</b>	<b>5</b>	<b>7</b>	<b>12</b>	<b>1.7</b>	<b>13</b>	<b>0</b>	<b>2</b>	<b>6</b>	<b>3</b>	<b>2</b>	<b>21</b>	<b>3.0</b>





**HARTSOCK NOTES**

Click/scan for Hartssock's bio on [BYUcougars.com](http://BYUcougars.com)



**Last time Out**

- Scored 11 points and had 4 rebounds, 3 blocks, 2 assists and 2 steals vs. Northern Arizona

**In 2011-12**

- Has started all seven games and scored in double figures each game
- Averages 16.0 points, 5.4 rebounds, 2.1 blocks, 2.0 assists and 1.1 steals
- 57.9 percent FG shooting and 45.5 percent 3-point shooting

**Other**

- Parents are David and Leslie Hartssock and has five brothers and one sister
- Wife Kendalyn plays volleyball at BYU
- Served a mission for The Church of Jesus Christ of Latter-day Saints in Salt Lake City
- McDonald's High School All-America nominee at Bartlesville High School
- Averaged 27.6 points per game as a senior at Bartlesville High School and was the third-highest scorer in the state of Oklahoma and the highest in the 6A division

**34 — NOAH HARTSOCK**

6-8 • 230 • Senior • Forward  
Bartlesville, Okla. (Bartlesville HS)

**11-12 SEASON HIGHS**

Points: 21 vs. Nevada -- 11/25/11  
Points 1st half: 11, Longwood -- 11/18/11  
Points 2nd half: 10, twice, last, vs. Wisconsin -- 11/26/11  
Rebounds: 9, vs. BYU-Hawaii -- 11/15/11  
Assists: 5, vs. BYU-Hawaii -- 11/15/11  
Steals: 2, at Utah State -- 11/11/11, BYU-Hawaii -- 11/15/11  
Blocks: 4, vs. Wisconsin -- 11/26/11  
FG made: 9 vs Nevada -- 11/25/11  
FG attempts: 14, vs. Wisconsin -- 11/26/11  
3FG made: 2, vs. Nevada -- 11/25/11  
3FG attempts: 3, vs. Northern Arizona -- 11/30/11  
FT made: 6, BYU-Hawaii -- 11/15/11  
FT attempts: 6, BYU-Hawaii -- 11/15/11, Longwood -- 11/18/11

**2011-12 GAME-BY-GAME**

Opponent	Date	GS	Min	FG	FGA	Pct	3FG	FGA	Pct	FT	FTA	Pct	Off	Def	TR	Avg	PF	FO	A	TO	Blk	Stl	Pts	Avg	
at Utah State	11/11/11	*	36	8	13	.615	0	1	.000	2	2	1.000	1	4	5	5.0	3	0	4	3	1	2	18	18.0	
BYU-HAWAII	11/15/11	*	32	4	7	.571	0	1	.000	6	6	1.000	2	7	9	7.0	0	0	5	0	2	2	14	16.0	
LONGWOOD	11/18/11	*	30	7	11	.636	1	2	.500	3	6	.500	0	5	5	6.3	0	0	0	0	1	1	18	16.7	
PRAIRIE VIEW A&M	11/22/11	*	24	5	9	.556	1	1	1.000	1	2	.500	0	3	3	5.5	2	0	0	1	3	0	12	15.5	
vs Nevada	11/25/11	*	33	9	12	.750	2	2	1.000	1	2	.500	0	6	6	5.6	4	0	2	2	1	1	21	16.6	
vs Wisconsin	11/26/11	*	39	7	14	.500	0	1	.000	4	4	1.000	3	3	6	5.7	3	0	1	1	4	0	18	16.8	
vs Northern Arizona	11/30/11	*	26	4	10	.400	1	3	.333	2	2	1.000	2	2	4	5.4	1	0	2	0	3	2	11	16.0	
Totals			7	220	44	76	.579	5	11	.455	19	24	.792	8	30	38	5.4	13	0	14	7	15	8	112	16.0

**CAREER HIGHS**

Points: 21, vs Nevada -- 11/25/11; Fresno State -- 11/12/10  
Rebounds: 13, vs Vermont -- 12/08/10  
Assists: 6, Eastern New Mexico -- 01/02/10  
Steals: 3, vs Florida -- 03/24/11  
Blocks: 5, at Creighton -- 12/01/10  
FG made: 9, vs Nevada -- 11/25/11 ; Fresno State -- 11/12/10  
FG attempts: 15, Fresno State -- 11/12/10  
3FG made: 3, three times  
3FG attempts: 5, vs #7/#6 San Diego State -- 03/12/11  
FT made: 6, three times  
FT attempts: 8, at New Mexico -- 01/29/11

**MISCELLANEOUS**

	10-11	Career
Double-Figure Pts:	7 (5-2)	32 (27-5)
20-plus Pts:	1 (1-0)	2 (2-0)
Double-Figure Reb:	0 (0-0)	4 (4-0)
Double-Doubles:	0 (0-0)	3 (3-0)
3-plus Steals:	0 (0-0)	1 (0-1)
3-plus Blocks:	3 (2-1)	18 (16-2)
3-plus 3-point FGs:	0 (0-0)	3 (3-0)
Scoring Leader:	2 (0-2)	3 (1-2)
Rebound Leader:	2 (1-1)	26 (21-5)
Assist Leader:	2 (1-1)	7 (5-2)

**CAREER STATISTICS (ALL GAMES)**

Year	GP	GS	Min	Avg	FG	FGA	Pct	3FG	FGA	Pct	FT	FTA	Pct	Off	Def	TR	Avg	PF	FO	A	TO	Blk	Stl	Pts	Avg
2008-09	27	0	304	11.3	25	43	.581	0	0	.000	16	27	.593	25	38	63	2.3	43	0	7	14	15	6	66	2.4
2009-10	36	30	878	24.4	97	175	.554	1	4	.250	38	44	.864	56	128	184	5.1	78	1	42	21	46	18	233	6.5
2010-11	37	36	1100	29.7	123	247	.498	26	60	.433	48	58	.828	72	148	220	5.9	84	0	59	35	61	21	320	8.6
2011-12	7	7	220	31.4	44	76	.579	5	11	.455	19	24	.792	8	30	38	5.4	13	0	14	7	15	8	112	16.0
<b>TOTAL</b>	<b>107</b>	<b>73</b>	<b>2502</b>	<b>23.4</b>	<b>289</b>	<b>541</b>	<b>.534</b>	<b>32</b>	<b>75</b>	<b>.427</b>	<b>121</b>	<b>153</b>	<b>.791</b>	<b>161</b>	<b>344</b>	<b>505</b>	<b>4.7</b>	<b>218</b>	<b>1</b>	<b>122</b>	<b>77</b>	<b>137</b>	<b>53</b>	<b>731</b>	<b>6.8</b>

**CAREER STATISTICS (CONFERENCE GAMES)**

Year	GP	GS	Min	Avg	FG	FGA	Pct	3FG	FGA	Pct	FT	FTA	Pct	Off	Def	TR	Avg	PF	FO	A	TO	Blk	Stl	Pts	Avg
2008-09	15	0	162	10.8	10	19	.526	0	0	.000	7	14	.500	15	19	34	2.3	21	0	4	9	7	5	27	1.8
2009-10	16	16	391	24.4	41	82	.500	0	3	.000	21	23	.913	22	56	78	4.9	33	0	18	9	23	6	103	6.4
2010-11	16	16	513	32.1	42	94	.447	12	33	.364	22	26	.846	30	75	105	6.6	43	0	30	15	23	4	118	7.4
<b>Total</b>	<b>47</b>	<b>32</b>	<b>1066</b>	<b>22.7</b>	<b>93</b>	<b>195</b>	<b>.477</b>	<b>12</b>	<b>36</b>	<b>.333</b>	<b>50</b>	<b>63</b>	<b>.794</b>	<b>67</b>	<b>150</b>	<b>217</b>	<b>4.6</b>	<b>97</b>	<b>0</b>	<b>52</b>	<b>33</b>	<b>53</b>	<b>15</b>	<b>248</b>	<b>5.3</b>





**HARWARD NOTES**

**Last time Out**

- Did not play vs. Northern Arizona

**In 2011-12**

- Has not played in 2011-12

**Other**

- Served a mission for The Church of Jesus Christ of Latter-day Saints in San Antonio, Texas
- Also recruited by Utah State
- Helped Orem to a 15-7 record as a senior
- Averaged 14.0 points per game
- Played for Mike O'Connor and Mike Conner
- Played for the Pump 'N Run AAU team run by John Palica and coached by O'Connor and Todd Phillips
- Registered 35 points, 13 rebounds and 10 blocks in a Tri-City Tournament game near Seattle

Click/scan for Harward's bio on [BYUcougars.com](http://BYUcougars.com)



**42 — IAN HARWARD**

6-10 • 215 • Freshman • Guard  
Orem, Utah (Orem HS)

**11-12 SEASON HIGHS**

Points: —  
Points 1st half: —  
Points 2nd half: —  
Rebounds: —  
Assists: —  
Steals: —  
Blocks: —  
FG made: —  
FG attempts: —  
3FG made: —  
3FG attempts: —  
FT made: —  
FT attempts: —

**2011-12 GAME-BY-GAME**

Opponent	Date	GS	Min	FG	FGA	Pct	3FG	FGA	Pct	FT	FTA	Pct	Off	Def	TR	Avg	PF	FO	A	TO	Blk	Stl	Pts	Avg
at Utah State	11/11/11					DNP																		
BYU-HAWAII	11/15/11					DNP																		
LONGWOOD	11/18/11					DNP																		
PRAIRIE VIEW A&M	11/22/11					DNP																		
vs. Nevada	11/25/11					DNP																		
vs. Wisconsin	11/26/11					DNP																		
vs. Northern Arizona	11/30/11					DNP																		

**CAREER HIGHS**

Points: —  
Rebounds: —  
Assists: —  
Steals: —  
Blocks: —  
FG made: —  
FG attempts: —  
3FG made: —  
3FG attempts: —  
FT made: —  
FT attempts: —

**MISCELLANEOUS**

	11-12	Career
Double-Figure Pts:	0 (0-0)	0 (0-0)
20-plus Pts:	0 (0-0)	0 (0-0)
Double-Figure Reb:	0 (0-0)	0 (0-0)
Double-Doubles:	0 (0-0)	0 (0-0)
3-plus Steals:	0 (0-0)	0 (0-0)
3-plus Blocks:	0 (0-0)	0 (0-0)
3-plus 3-point FGs:	0 (0-0)	0 (0-0)
Scoring Leader:	0 (0-0)	0 (0-0)
Rebound Leader:	0 (0-0)	0 (0-0)
Assist Leader:	0 (0-0)	0 (0-0)

**CAREER STATISTICS (ALL GAMES)**

Year	GP	GS	Min	Avg	FG	FGA	Pct	3FG	FGA	Pct	FT	FTA	Pct	Off	Def	TR	Avg	PF	FO	A	TO	Blk	Stl	Pts	Avg
2011-12																									
<b>TOTAL</b>																									



<p><b>5 PLAYERS SCORED IN DOUBLE FIGURES</b> 11/22/11 vs. Prairie View A&amp;M, 90-51 W, Rogers-18, Abouo-13, Davies-13, Hartssock-12, Winder-11</p>	<p><b>LAST TIME OPPONENT DID NOT MAKE A TREY</b> 2/2/08 at Wyoming (0-15)</p>	<p><b>LOST BY 25-PLUS POINTS</b> 1/15/08 at UNLV (29) 70-41</p>
<p><b>6 PLAYERS SCORED IN DOUBLE FIGURES</b> 1/1/11 vs. Fresno Pacific, 93-57 W, Rogers-16, Hartssock-14, Fredette-13, Emery-12, C. Collinsworth-11, K. Collinsworth-10</p>	<p><b>BYU HAD SIX OR FEWER TURNOVERS</b> 1/11/11 at Utah, 5</p>	<p><b>PLAYED AN OVERTIME GAME</b> 3/24/11 vs. Florida, 74-83 (OT)</p>
<p><b>NO PLAYERS SCORED IN DOUBLE FIGURES</b> 2/21/05 at Air Force, 39-70 L</p>	<p><b>BYU COMMITTED 25-PLUS TURNOVERS</b> 12/15/07 vs. Pepperdine, 86-67 W (29)</p>	<p><b>WON IN SINGLE OVERTIME</b> 2/26/08 at New Mexico, 70-69</p>
<p><b>ONE PLAYER RECORDED A DOUBLE-DOUBLE</b> 11/18/11 vs. Longwood Charles Abouo, 19 points, 16 rebounds</p>	<p><b>BYU COMMITTED 11 OR LESS TEAM FOULS IN A GAME</b> 3/12/11 vs. San Diego State, 10</p>	<p><b>LOST IN OVERTIME</b> 3/24/11 vs. Florida, 74-83 (OT)</p>
<p><b>TWO PLAYERS RECORD A DOUBLE-DOUBLE</b> 2/2/08 at Wyoming Trent Plaisted, 17 points, 10 rebounds Jonathan Tavernari, 10 points, 10 rebounds</p>	<p><b>BYU SCORED 90 POINTS</b> 11/22/11 vs. Prairie View A&amp;M, 90-51 W</p>	<p><b>PLAYED A DOUBLE OT GAME</b> 11/26/10 vs. South Florida, 77-75 (2OT)</p>
<p><b>TWO DOUBLE-DIGIT REBOUNDERS</b> 11/23/10 vs. Mississippi Valley State Brandon Davies-10, Charles Abouo-10</p>	<p><b>BYU SCORED 100 POINTS</b> 3/5/11 vs. Wyoming, 102-78 W</p>	<p><b>PLAYED A TRIPLE OT GAME</b> 2/28/98 at UTEP 76-75 W 3OT</p>
<p><b>SIX PLAYERS HAD 5 OR MORE REBOUNDS</b> 1/1/11 vs. Fresno Pacific, C. Collinsworth-8, Rogers-5, Emery-5, Hartssock-5, Abouo-5, Davies-5</p>	<p><b>BYU SCORED 110 POINTS</b> 12/22/09 vs. Nevada 110-104 W</p>	<p><b>WON 15 STRAIGHT GAMES</b> 2009-10 (15)</p>
<p><b>FIVE PLAYERS HAD 6 OR MORE REBOUNDS</b> 11/20/10 vs. Chicago State, Abouo-8, K. Collinsworth-7, Rogers-7, Anderson-6, C. Collinsworth-6, Davies-6</p>	<p><b>BYU SCORED LESS THAN 50 POINTS IN A GAME</b> 1/15/08 at UNLV 41-70 L</p>	<p><b>WON 10 STRAIGHT GAMES</b> 2010-11 (10)</p>
<p><b>FOUR PLAYERS HAD 9 OR MORE REBOUNDS</b> 12/30/06 vs. Seton Hall, Cummmard-12, Plaisted-9 Young-9, Ainge-9</p>	<p><b>HELD OPPONENT TO LESS THAN 50 POINTS IN A GAME</b> 11/23/10 vs. Mississippi Valley State 83-36 W</p>	<p><b>LOST 3 STRAIGHT GAMES</b> 2004-05 (three times) last time - @ New Mexico, @ Air Force, @ Utah</p>
<p><b>TWO PLAYERS FOULED OUT</b> 3/20/10 vs. Kansas State-NCAA 2nd Round Brandon Davies, Noah Hartssock</p>	<p><b>BYU SCORED LESS THAN 40 POINTS IN A GAME</b> 2/21/05 at Air Force 39-70 L</p>	<p><b>LOST 4 STRAIGHT GAMES</b> 2004-05 @ New Mexico, @ Air Force, @ Utah, UNLV</p>
<p><b>THREE OR MORE PLAYERS FOULED OUT</b> 1/3/09 vs. Wake Forest Chris Miles, Gavin MacGregor, Charles Abouo</p>	<p><b>HELD OPPONENT TO LESS THAN 40 POINTS IN A GAME</b> 11/23/10 vs. Mississippi Valley State 83-36 W</p>	<p><b>LOST 5 STRAIGHT</b> 2004-05 @ UNM, @ AFA, @ Utah, UNLV, vs. UNM (at MWC)</p>
<p><b>A BYU PLAYER RECEIVED A TECHNICAL FOUL</b> 11/22/11 vs. Prairie View A&amp;M - Brock Zylstra</p>	<p><b>SHOT 60% FG</b> 3/6/10 at TCU, (.623), 38-61</p>	<p><b>LOST 9 STRAIGHT</b> 1997-98</p>
<p><b>AN OPPONENT PLAYER RECEIVED A TECHNICAL FOUL</b> 11/22/11 vs. Prairie View A&amp;M - Cortney Bell</p>	<p><b>OPPONENT SHOT 60% FG</b> 12/22/05 at Utah State, (.600), 36-60</p>	<p><b>LOST 10 STRAIGHT GAMES</b> 1996-97 (21) - school record</p>
<p><b>A BYU COACH RECEIVED A TECHNICAL FOUL</b> 11/24/06 vs. SUU - Dave Rose</p>	<p><b>SHOT 70% FG IN A HALF</b> 3/6/10 at TCU, (.720), 18-25</p>	<p><b>PLAYED AN NCAA TOURNAMENT GAME</b> 3/24/11 vs. Florida-Regional Semifinals, 74-83 (OT)</p>
<p><b>AN OPPONENT COACH RECEIVED A TECHNICAL FOUL</b> 1/5/11 at UNLV - Bench</p>	<p><b>DID NOT MISS A 2-POINT ATTEMPT IN A HALF</b> 2/23/04 vs. Air Force, 13-13 inside the arc, (14-17, .824 overall)</p>	<p><b>WON AN NCAA TOURNAMENT GAME</b> 3/19/11 vs. Gonzaga-NCAA 3rd Round, 89-67</p>
<p><b>A BYU PLAYER EJECTED FROM A GAME</b> 11/23/02 vs. Kansas State Travis Hansen (2 technical fouls)</p>	<p><b>SHOT LESS THAN 30% FG</b> 2/21/05 at Air Force, (.280), 14-50</p>	<p><b>WON TWO NCAA TOURNAMENT GAMES</b> 1980-81 Princeton 60-51, UCLA 78-55, Notre Dame 51-50, then lost to Virginia 60-74 2010-11 Wofford 74-66, Gonzaga 89-67</p>
<p><b>AN OPPONENT PLAYER EJECTED FROM A GAME</b> 11/30/05 vs. Lamar (at Delta Center) Lamar coach Billy Tubbs (2 tech. fouls)</p>	<p><b>SHOT 100% FT</b> 11/26/11 vs. Wisconsin (11-11)</p>	<p><b>WON THREE NCAA TOURNAMENT GAMES</b> 1980-81 Princeton 60-51, UCLA 78-55, Notre Dame 51-50, then lost to Virginia 60-74</p>
<p><b>A COACH EJECTED FROM THE GAME</b> 11/30/05 vs. Lamar (at Delta Center) Lamar coach Billy Tubbs (2 tech. fouls)</p>	<p><b>SHOT 90% FT (AT LEAST 10 ATTEMPTS)</b> 11/30/11 vs. Northern Arizona, (.900), 9-10</p>	<p><b>WON FOUR NCAA TOURNAMENT GAMES</b> Never</p>
<p><b>AT LEAST TWO PLAYERS SCORED 20+ POINTS</b> 3/5/11 vs. Nevada-Hartssock 21, Abouo 22</p>	<p><b>SHOT LESS THAN 50% FT</b> 11/20/08 vs. North Florida, (.400), 4-10</p>	<p><b>PLAYED IN THE NIT</b> 3/15/06 at Houston 67-77 L</p>
<p><b>THREE PLAYERS SCORED 20+ POINTS</b> 3/6/10 at TCU, Tavernari 23, Emery 22, Abouo 22</p>	<p><b>SHOT 60% THREE-POINTERS</b> 2/13/10 vs. Air Force, (.600), 12-20</p>	<p><b>WON AN NIT GAME</b> 3/14/02 vs. UC Irvine 78-55 W</p>
<p><b>FOUR PLAYERS SCORED 20+ POINTS</b> 1/13/79 vs. UNM, D. Ainge-27, Scott Runia-25, Devin Durrant-20, Alan Taylor-20</p>	<p><b>SHOT 70% THREE-POINTERS</b> 1/26/08 vs. New Mexico, (.813), 13-16</p>	<p><b>WON TWO NIT GAMES</b> 1999-00 Bowling Green 81-54, So. Illinois 82-57 Then lost to Notre Dame in quarterfinals</p>
<p><b>TWO PLAYERS SCORED 25+ POINTS</b> 3/18/10 vs. Florida-NCAA 1st Round Jimmer Fredette 37, Michael Loyd, Jr. 26</p>	<p><b>OPPONENT SCORED LESS THAN 20 POINTS IN 1ST HALF</b> 11/15/11 vs. BYU-Hawaii, 17 (40-17, 73-52 W)</p>	<p><b>WON THREE NIT GAMES</b> 1965-66 NIT CHAMPIONS 1950-51 NIT CHAMPIONS</p>
<p><b>A PLAYER SCORED 30+ POINTS</b> 3/24/11 vs. Florida, Jimmer Fredette, 32</p>	<p><b>OPPONENT SCORED LESS THAN 20 POINTS IN 2ND HALF</b> 1/13/10 at Air Force, 18 (31-18, 67-49 W)</p>	<p><b>WON CONFERENCE TOURNAY</b> 2000-01</p>
<p><b>A PLAYER ATTEMPTED 20 OR MORE FIELD GOALS</b> 3/24/11 vs. Florida, Jimmer Fredette, 29</p>	<p><b>BYU SCORED LESS THAN 20 POINTS IN THE FIRST HALF</b> 2/21/05 at Air Force, 13 (BYU trailed 13-37)</p>	<p><b>WON CONFERENCE REGULAR SEASON</b> 2010-11</p>
<p><b>A PLAYER WITH 5 OR MORE STEALS</b> 2/12/11 vs. Utah, Jackson Emery, 6</p>	<p><b>BYU SCORED LESS THAN 20 POINTS IN THE 2ND HALF</b> 1/15/00 vs. Utah, 19</p>	<p><b>WON CONFERENCE REGULAR SEASON OUTRIGHT</b> 2007-08</p>
<p><b>A PLAYER HAD DOUBLE-DIGIT ASSISTS</b> 11/24/09 vs. Southern, Jimmer Fredette, 10</p>	<p><b>OPPONENT SCORED 50 OR MORE POINTS IN A HALF</b> 2/6/10 at UNLV, 56 (first half)</p>	<p><b>DEFEATED A RANKED TEAM</b> 2/26/11 at SDSU (4/6), 80-67</p>
<p><b>A PLAYER MADE DOUBLE-DIGIT FREE THROWS</b> 3/17/11 vs. Wofford, Jimmer Fredette (10-12)</p>	<p><b>BYU SCORED 50 OR MORE POINTS IN FIRST HALF</b> 1/11/11 at Utah, 53</p>	<p><b>DEFEATED A RANKED TEAM AT HOME</b> 1/26/11 vs. SDSU (4/4), 71-58</p>
<p><b>A PLAYER 100% AT FT LINE (MIN. 8 ATTS)</b> 3/2/11 vs. New Mexico, Jimmer Fredette (12-12)</p>	<p><b>BYU SCORED 50 OR MORE POINTS IN SECOND HALF</b> 11/22/11 vs. Prairie View A&amp;M, 56</p>	<p><b>DEFEATED A RANKED TEAM ON THE ROAD</b> 2/26/11 at SDSU (6/4), 80-67</p>
<p><b>A PLAYER 100% FROM FLOOR (MIN. 5 ATTS)</b> 3/19/11 vs. Gonzaga, Noah Hartssock (5-5)</p>	<p><b>WON BY 50 OR MORE POINTS (LARGEST MARGIN EVER)</b> 12/22/06 vs. W. Oregon (62) 102-40</p>	<p><b>WAS RANKED IN THE TOP 25 AP POLL</b> 3/14/11 Ranked 10th</p>
<p><b>A PLAYER 100% ON TREYS (MIN. 3 ATTS)</b> 3/19/10 vs. Gonzaga, Noah Hartssock (3-3)</p>	<p><b>WON BY 50 OR MORE POINTS</b> 11/23/10 vs. Mississippi Valley State (50) 86-36</p>	<p><b>WAS RANKED IN THE TOP 25 COACHES POLL</b> 3/29/11 Ranked 13th</p>
<p><b>DID NOT MAKE A TREY</b> 11/22/96 vs. CS Fullerton (0-9)</p>	<p><b>WON BY 40 OR MORE POINTS</b> 11/23/10 vs. Mississippi Valley State (50) 86-36</p>	<p><b>FINISHED SEASON RANKED IN THE TOP 25 POLLS</b> 2010-11 10th (AP), 13th (Coaches)</p>





Official Basketball Box Score -- Game Totals -- Final Statistics Brigham Young vs Utah State

Table with columns: #, Player, FG, 3-P, FT, Rebounds, PF, TP, A, TO, Blk, Stl, Min. Includes totals and game statistics.

FG % 1st Half: 41.2 2nd Half: 44.0... 3FG % 1st Half: 2.8 2nd Half: 1.6... FT % 1st Half: 4.6 2nd Half: 6.7

Utah State 65 • 1-0

Table with columns: #, Player, FG, 3-P, FT, Rebounds, PF, TP, A, TO, Blk, Stl, Min. Includes totals and game statistics.

FG % 1st Half: 40.0 2nd Half: 44.4... 3FG % 1st Half: 2.5 2nd Half: 3.0... FT % 1st Half: 8.2 2nd Half: 7.0

Officials: Bobby McKay, Mike Eggers, Sam Haddad... Technical fouls: Brigham Young None, Utah State None.

Score by periods table for Brigham Young vs Utah State. Includes points, fouls, and rebounds by period.

Last FG - BYU 2nd-00:09, USU 2nd-00:35... Largest lead - BYU by 4 2nd-01:10, USU by 1 2nd-04:06.

Official Basketball Box Score -- Game Totals -- Final Statistics Prairie View A&M vs BYU

Table with columns: #, Player, FG, 3-P, FT, Rebounds, PF, TP, A, TO, Blk, Stl, Min. Includes totals and game statistics.

FG % 1st Half: 32.3 2nd Half: 26.3... 3FG % 1st Half: 1.0 2nd Half: 2.0... FT % 1st Half: 4.7 2nd Half: 4.4

BYU 90 • 3-1, 0-1

Table with columns: #, Player, FG, 3-P, FT, Rebounds, PF, TP, A, TO, Blk, Stl, Min. Includes totals and game statistics.

FG % 1st Half: 43.5 2nd Half: 67.9... 3FG % 1st Half: 4.0 2nd Half: 6.6... FT % 1st Half: 10.7 2nd Half: 5.8

Officials: Michael Eggers, Jeff Keith, Coban Lopez... Technical fouls: Prairie View A&M-BELL, Courtney, BYU-ZYLSTRA, Brock.

Score by periods table for Prairie View A&M vs BYU. Includes points, fouls, and rebounds by period.

Last FG - PVAAMB 2nd-00:28, BYU 2nd-00:50... Largest lead - PVAAMB by 3 1st-16:04, BYU by 41 2nd-04:43.

Official Basketball Box Score -- Game Totals -- Final Statistics Brigham Young vs Northern Arizona

Table with columns: #, Player, FG, 3-P, FT, Rebounds, PF, TP, A, TO, Blk, Stl, Min. Includes totals and game statistics.

FG % 1st Half: 33.3 2nd Half: 54.5... 3FG % 1st Half: 5.0 2nd Half: 3.3... FT % 1st Half: 7.8 2nd Half: 2.2

Northern Arizona 52 • 2-5

Table with columns: #, Player, FG, 3-P, FT, Rebounds, PF, TP, A, TO, Blk, Stl, Min. Includes totals and game statistics.

FG % 1st Half: 33.3 2nd Half: 41.4... 3FG % 1st Half: 4.2 2nd Half: 3.7... FT % 1st Half: 2.4 2nd Half: 3.0

Officials: Scott Thwaitson, Chris Rastetter, Gregory Nixon... Technical fouls: Brigham Young-None, Northern Arizona-None.

Score by periods table for Brigham Young vs Northern Arizona. Includes points, fouls, and rebounds by period.

Last FG - BY 2nd-01:49, NAU 2nd-01:50... Largest lead - BY by 27 2nd-01:49, NAU by 4 1st-16:50.

Official Basketball Box Score -- Game Totals -- Final Statistics BYU-Hawaii vs BYU

Table with columns: #, Player, FG, 3-P, FT, Rebounds, PF, TP, A, TO, Blk, Stl, Min. Includes totals and game statistics.

FG % 1st Half: 6.3 19.4... 3FG % 1st Half: 2.1 3.3... FT % 1st Half: 3.6 50.0

BYU 73 • 1-1

Table with columns: #, Player, FG, 3-P, FT, Rebounds, PF, TP, A, TO, Blk, Stl, Min. Includes totals and game statistics.

FG % 1st Half: 15.0 50.0... 3FG % 1st Half: 3.1 27.3... FT % 1st Half: 7.8 87.5

Officials: Glen Mayberry, James Giron, Casey McChelton... Technical fouls: BYU-Hawaii-None, BYU-None.

Score by periods table for BYU-Hawaii vs BYU. Includes points, fouls, and rebounds by period.

Last FG - BHUHBH 2nd-01:23, BYU 2nd-03:00... Largest lead - BHUHBH None, BYU by 26 1st-04:06.

Official Basketball Box Score -- Game Totals -- Final Statistics Nevada Wolf Pack vs BYU Cougars

Table with columns: #, Player, FG, 3-P, FT, Rebounds, PF, TP, A, TO, Blk, Stl, Min. Includes totals and game statistics.

FG % 1st Half: 34.5 40.7... 3FG % 1st Half: 2.5 40.0... FT % 1st Half: 5.6 83.3

BYU Cougars 76 • 4-1

Table with columns: #, Player, FG, 3-P, FT, Rebounds, PF, TP, A, TO, Blk, Stl, Min. Includes totals and game statistics.

FG % 1st Half: 44.0 60.0... 3FG % 1st Half: 4.0 20.0... FT % 1st Half: 4.3 66.7

Officials: Tim Kelly, Tony Dawkins, Ron Tyburki... Technical fouls: Nevada Wolf Pack-None, BYU Cougars-None.

Score by periods table for Nevada Wolf Pack vs BYU Cougars. Includes points, fouls, and rebounds by period.

Last FG - NEVADA 2nd-00:48, BYU 2nd-01:07... Largest lead - NEVADA by 2 1st-19:25, BYU by 24 2nd-01:07.

Official Basketball Box Score -- Game Totals -- Final Statistics Nevada Wolf Pack vs BYU Cougars

Table with columns: #, Player, FG, 3-P, FT, Rebounds, PF, TP, A, TO, Blk, Stl, Min. Includes totals and game statistics.

FG % 1st Half: 34.5 40.7... 3FG % 1st Half: 2.5 40.0... FT % 1st Half: 5.6 83.3

BYU Cougars 76 • 4-1

Table with columns: #, Player, FG, 3-P, FT, Rebounds, PF, TP, A, TO, Blk, Stl, Min. Includes totals and game statistics.

FG % 1st Half: 44.0 60.0... 3FG % 1st Half: 4.0 20.0... FT % 1st Half: 4.3 66.7

Officials: Tim Kelly, Tony Dawkins, Ron Tyburki... Technical fouls: Nevada Wolf Pack-None, BYU Cougars-None.

Score by periods table for Nevada Wolf Pack vs BYU Cougars. Includes points, fouls, and rebounds by period.

Last FG - NEVADA 2nd-00:48, BYU 2nd-01:07... Largest lead - NEVADA by 2 1st-19:25, BYU by 24 2nd-01:07.

Official Basketball Box Score -- Game Totals -- Final Statistics Longwood vs BYU

Table with columns: #, Player, FG, 3-P, FT, Rebounds, PF, TP, A, TO, Blk, Stl, Min. Includes totals and game statistics.

FG % 1st Half: 31.3 39.3... 3FG % 1st Half: 3.1 27.3... FT % 1st Half: 7.8 87.5

BYU 92 • 2-1

Table with columns: #, Player, FG, 3-P, FT, Rebounds, PF, TP, A, TO, Blk, Stl, Min. Includes totals and game statistics.

FG % 1st Half: 50.0 50.0... 3FG % 1st Half: 6.0 60.0... FT % 1st Half: 7.1 58.8

Officials: Daryl Gelinas, Mark Cook, Jeffrey Kent... Technical fouls: Longwood-None, BYU-None.

Score by periods table for Longwood vs BYU. Includes points, fouls, and rebounds by period.

Last FG - LU 2nd-01:00, BYU 2nd-00:21... Largest lead - LU by 5 1st-05:16, BYU by 32 2nd-00:21.

Official Basketball Box Score -- Game Totals -- Final Statistics Wisconsin vs BYU Cougars

Table with columns: #, Player, FG, 3-P, FT, Rebounds, PF, TP, A, TO, Blk, Stl, Min. Includes totals and game statistics.

FG % 1st Half: 42.9 60.0... 3FG % 1st Half: 2.4 50.0... FT % 1st Half: 3.3 100.0

BYU Cougars 56 • 4-2

Table with columns: #, Player, FG, 3-P, FT, Rebounds, PF, TP, A, TO, Blk, Stl, Min. Includes totals and game statistics.

FG % 1st Half: 32.6 36.0... 3FG % 1st Half: 6.0 100.0... FT % 1st Half: 5.5 100.0

Officials: Bill Covington, Tony Dawkins, Bob Trista... Technical fouls: Wisconsin-None, BYU Cougars-None.

Score by periods table for Wisconsin vs BYU Cougars. Includes points, fouls, and rebounds by period.

Last FG - WS 2nd-02:31, BYU 2nd-00:52... Largest lead - WS by 22 2nd-02:31, BYU by 41 2nd-04:02.

Official Basketball Box Score -- Game Totals -- Final Statistics Wisconsin vs BYU Cougars

Table with columns: #, Player, FG, 3-P, FT, Rebounds, PF, TP, A, TO, Blk, Stl, Min. Includes totals and game statistics.

FG % 1st Half: 42.9 60.0... 3FG % 1st Half: 2.4 50.0... FT % 1st Half: 3.3 100.0

BYU Cougars 56 • 4-2

Table with columns: #, Player, FG, 3-P, FT, Rebounds, PF, TP, A, TO, Blk, Stl, Min. Includes totals and game statistics.

FG % 1st Half: 32.6 36.0... 3FG % 1st Half: 6.0 100.0... FT % 1st Half: 5.5 100.0

Officials: Bill Covington, Tony Dawkins, Bob Trista... Technical fouls: Wisconsin-None, BYU Cougars-None.

Score by periods table for Wisconsin vs BYU Cougars. Includes points, fouls, and rebounds by period.

Last FG - WS 2nd-02:31, BYU 2nd-00:52... Largest lead - WS by 22 2nd-02:31, BYU by 41 2nd-04:02.

**2011-12 SEASON STATS**  
**BYU Combined Team Statistics (as of Nov 30, 2011)**  
**All games**

<b>RECORD:</b>	<b>OVERALL</b>	<b>HOME</b>	<b>AWAY</b>	<b>NEUTRAL</b>
ALL GAMES	5-2	3-0	0-1	2-1
CONFERENCE	0-0	0-0	0-0	0-0
NON-CONFERENCE	5-2	3-0	0-1	2-1

#	Player	gp-gs	min	Total		3-Point		F-Throw		Rebounds				pf	dq	a	to	blk	stl	pts	avg			
				fg-fga	fg%	3fg-fga	3fg%	ft-fa	ft%	off	def	tot	avg											
34	HARTSOCK, Noah	7-7	220	31.4	44-76	.579	5-11	.455	19-24	.792	8	30	38	5.4	13	0	14	7	15	8	112	16.0		
01	ABOUO, Charles	7-7	193	27.6	28-51	.549	12-21	.571	21-31	.677	13	37	50	7.1	15	0	20	20	3	9	89	12.7		
00	DAVIES, Brandon	7-7	181	25.9	33-61	.541	0-0	.000	20-26	.769	12	30	42	6.0	20	1	19	21	6	8	86	12.3		
21	ROGERS, Stephen	7-2	140	20.0	25-46	.543	9-23	.391	4-6	.667	2	16	18	2.6	11	1	14	7	4	5	63	9.0		
13	ZYLSTRA, Brock	7-7	173	24.7	21-46	.457	12-29	.414	4-4	1.000	8	16	24	3.4	14	0	9	13	0	7	58	8.3		
24	HARRISON, Damarcus	7-0	87	12.4	14-38	.368	5-14	.357	6-8	.750	2	5	7	1.0	7	0	5	8	0	3	39	5.6		
20	WINDER, Anson	6-3	129	21.5	10-22	.455	4-13	.308	7-12	.583	0	11	11	1.8	6	0	25	9	2	7	31	5.2		
33	AUSTIN, Nate	7-0	51	7.3	8-12	.667	1-2	.500	4-6	.667	5	7	12	1.7	13	0	2	6	3	2	21	3.0		
02	CUSICK, Craig	7-2	102	14.6	6-14	.429	3-11	.273	3-5	.600	1	9	10	1.4	8	0	10	3	0	5	18	2.6		
12	SHARP, Josh	7-0	93	13.3	6-12	.500	1-2	.500	2-5	.400	8	15	23	3.3	13	0	7	7	0	1	15	2.1		
14	MARTINEAU, Nick	6-0	19	3.2	1-3	.333	1-1	1.000	1-2	.500	0	2	2	0.3	0	0	3	1	0	1	4	0.7		
05	COLLINSWORTH, Chr	2-0	12	6.0	0-2	.000	0-1	.000	0-0	.000	0	1	1	0.5	3	0	1	3	1	0	0	0.0		
Team											9	17	26											
Total.....		7	1400		196-383	.512	53-128	.414	91-129	.705	68	196	264	37.7	123	2	129	106	34	56	536	76.6		
Opponents.....		7	1400		154-403	.382	47-148	.318	57-99	.576	76	137	213	30.4	121	-	95	117	21	39	412	58.9		

<b>TEAM STATISTICS</b>	<b>BY</b>	<b>OPP</b>	<b>Date</b>	<b>Opponent</b>	<b>Score</b>	<b>Att.</b>
SCORING	536	412	11/11/11	at Utah State	L 62-69	10270
Points per game	76.6	58.9	11/15/11	BYU-HAWAII	w 73-52	13435
Scoring margin	+17.7	-	11/18/11	LONGWOOD	w 92-60	10173
FIELD GOALS-ATT	196-383	154-403	11/22/11	PRAIRIE VIEW A&M	w 90-51	11760
Field goal pct	.512	.382	11/25/11	vs Nevada	w 76-55	3424
3 POINT FG-ATT	53-128	47-148	11/26/11	vs Wisconsin	L 56-73	2634
3-point FG pct	.414	.318	11/30/11	vs Northern Arizona	w 87-52	3215
3-pt FG made per game	7.6	6.7	* - Conference game			
FREE THROWS-ATT	91-129	57-99				
Free throw pct	.705	.576				
F-Throws made per game	13.0	8.1				
REBOUNDS	264	213				
Rebounds per game	37.7	30.4				
Rebounding margin	+7.3	-				
ASSISTS	129	95				
Assists per game	18.4	13.6				
TURNOVERS	106	117				
Turnovers per game	15.1	16.7				
Turnover margin	+1.6	-				
Assist/turnover ratio	1.2	0.8				
STEALS	56	39				
Steals per game	8.0	5.6				
BLOCKS	34	21				
Blocks per game	4.9	3.0				
ATTENDANCE	35368	19543				
Home games-Avg/Game	3-11789	1-10270				
Neutral site-Avg/Game	-	3-3091				

<b>Score by Periods</b>	<b>1st</b>	<b>2nd</b>	<b>Totals</b>
BYU	247	289	536
Opponents	183	229	412

