

BYUBASKETBALL

Kyle Chilton, BYU Athletic Communications | O: 801-422-4909 | C: 801-372-2080 | kyle_chilton@byu.edu | 30 Smith Fieldhouse | Provo, UT | 84602

BYU 2015-16 SCHEDULE

N13	Fri	Utah Valley	BYUtv	W, 85-54
N16	Mon	at Long Beach State	ESPN2	L, 65-66
N20	Fri	Adams State	BYUtv	W, 97-56
N25	Wed	Mississippi Valley State	BYUtv	W, 75-68
N28	Sat	Belmont	BYUtv	W, 95-81
D2	Wed	at Utah	Pac-12 Net L	, 75-83
D5	Sat	vs. Weber State ^	BYUtv	W, 73-68
D9	Wed	Utah State	BYUtv	W, 80-68
D12	Sat	at Colorado	Pac-12 Net L	, 83-92
D18	Fri	Central Michigan	BYUtv	W, 98-85
D22	Tue	vs. Harvard# (OT)	ESPNU	L, 82-85
D23	Wed	vs. New Mexico#	ESPNU	W, 96-66
D25	Fri	vs. Northern Iowa#	ESPNU	W, 84-76
D31	Thu	at Saint Mary's*	ESPNU	L, 74-85
J2	Sat	at Pacific*	TWC/ROOT NW	3 p.m.
J7	Thu	Santa Clara*	ESPNU	9 p.m.
J9	Sat	San Francisco*	BYUtv	7 p.m.
J14	Thu	at Gonzaga*	ESPN or ESPN2	6 p.m.
J16	Sat	at Portland*	ROOT RM/NW	3 p.m.
J21	Thu	at Loyola Marymount*	TWC	8 p.m.
J23	Sat	at Pepperdine*	BYUtv	5 p.m.
J28	Thu	Loyola Marymount*	ESPNU	9 p.m.
J30	Sat	Pepperdine*	ESPN2	8 p.m.
F4	Thu	Saint Mary's*	BYUtv	7 p.m.
F6	Sat	Pacific*	TWC/ROOT RM/NW	2 p.m.
F11	Thu	at San Francisco*	BYUtv	7 p.m.
F13	Sat	at Santa Clara*	TWC/ROOT RM/NW	1 p.m.
F18	Thu	at San Diego*	ESPNU	8 p.m.
F20	Sat	San Diego*	BYUtv	7 p.m.
F25	Thu	Portland*	ESPNU	9 p.m.
F27	Sat	Gonzaga*	ESPN or ESPN2	TBA
M3-8		WCC Basketball Championships		

^ at Vivint Smart Home Arena
 # Hawaiian Airlines Diamond Head Classic
 @ WCC Basketball Championships at Orleans Arena
 * WCC Game
 All times local to site

SOCIAL MEDIA

Website: www.BYUcougars.com
 Facebook: /BYUbasketball | /BYUcougars
 Twitter: @BYUbasketball | @BYUcougars
 Instagram: BYUcougars
 Vine: BYUcougars
 Hashtags: #BYUhoops #GoCougs

Follow @BYUgamenotes on Twitter for in-game Cougar achievements, milestones and notes.



PACIFIC (3-9, 2-1 WCC) TIGERS

Interim Head Coach Mike Burns
 Alma Mater. Central Washington, 1997
 Career Record. 40-52 (4th)
 Record at Pacific. 2-3 (1st)

GAME INFORMATION

TV TWC/ROOT/CSN BA
 TV Talent. Glen Kuiper (play-by-play)
 Dan Belluomini (analyst)
 Live Video. TheW.tv
 Radio Cougar IMG Sports Network
 KSL 102.7 FM / 1160 AM
 Radio Talent Greg Wrubell (play-by-play)
 Mark Durrant (analyst)
 Live Stats BYUcougars.com

SERIES INFORMATION

Series Record BYU leads 6-4
 Last Meeting. BYU won 84-59, 2/14/15
 H/A/N 3-1/2-1/1



BYU (9-5, 0-1 WCC) COUGARS

Head Coach Dave Rose
 Alma Mater. Houston, 1983
 Career Record. 266-93 (11th)
 Record at BYU. Same

BYU STORYLINES

- Chase Fischer has scored 20-plus in three-straight games for the second time this season. In Hawaii, he scored a career-best 41 points against New Mexico and followed that up with 26 against Northern Iowa. In the WCC opener against Saint Mary's, Fischer totaled 21 points.
- Kyle Collinsworth posted his eighth career triple-double with 12 points, 10 rebounds and 10 assists vs. Central Michigan. He is the NCAA's career (8) and single-season (6 in 2014-15) triple-double record holder.
- Coach Dave Rose is BYU's all-time leader in winning percentage at 74.1 percent and second in career wins at 266. He has led the Cougars to 10-straight 20-win seasons and 10-straight postseason appearances, including eight NCAA tournament appearances during that stretch.

BYU'S PROJECTED STARTING LINEUP (BASED ON STARTERS FROM PREVIOUS GAME)



#5 | Kyle Collinworth
 Guard
 6-6 | 215 | Sr.
 Provo, Utah
 Provo HS

GP/GS	MPG	Pts	Reb	Ast	Stl	FG%	3PT%	FT%
14/14	33.9	14.1	8.2	7.3	2.0	.435	.167	.662

Last Game: Totaled 8 points, 6 rebounds, 6 assists and 1 block at Saint Mary's
Notes: A team captain ... Nov. 30 WCC Co-Player of the Week and CBS Sports Player of the Week ... owns the NCAA career record for triple-doubles with 8 ... on the Wooden Award, Naismith Trophy and Oscar Robertson Trophy watch lists ... an Allstate NABC Good Works Team nominee



#1 | Chase Fischer
 Guard
 6-3 | 190 | Sr.
 Ripley, West Virginia
 Wake Forest

GP/GS	MPG	Pts	Reb	Ast	Stl	FG%	3PT%	FT%
14/14	31.8	17.6	2.2	1.7	1.1	.412	.347	.810

Last Game: Posted 21 points, 1 rebound and 2 assists at Saint Mary's
Notes: A team captain ... leads BYU with 42 made 3s ... has scored 20 points in 3-consecutive games on 2 occasions, including a current streak ... 9th all-time at BYU in made 3-pointers with 145 ... preseason All-WCC ... one of 10 Cougars all-time to score 40-plus in a game



#4 | Nick Emery
 Guard
 6-2 | 185 | Fr.
 Alpine, Utah
 Lone Peak HS

GP/GS	MPG	Pts	Reb	Ast	Stl	FG%	3PT%	FT%
13/9	29.7	15.0	3.3	2.5	1.2	.414	.363	.917

Last Game: Had 11 points, 3 rebounds and 2 assists at Saint Mary's
Notes: Has 4 20-point games, tied for 7th most by a BYU freshman ... has scored in double figures and hit a 3 in 11-straight games ... 6th for 3s by a BYU freshman in a season with 33 ... has 6 games with 3-plus 3-pointers, 2nd all-time at BYU by a freshman



#21 | Kyle Davis
 Forward
 6-8 | 225 | Jr.
 Draper, Utah
 Utah State

GP/GS	MPG	Pts	Reb	Ast	Blk	FG%	3PT%	FT%
14/14	31.1	13.5	10.1	1.6	1.0	.555	.667	.611

Last Game: Had 14 points, 3 rebounds, 1 block and 1 steal at Saint Mary's
Notes: Has 6 double-doubles this season ... has scored in double figures in all 14 games ... named WCC Player of the Week on Nov. 16, 2015 ... posted 20 rebounds against Utah Valley, a BYU record for rebounds in a season opener



#33 | Nate Austin
 Forward
 6-11 | 245 | Sr.
 Alpine, Utah
 Lone Peak HS

GP/GS	MPG	Pts	Reb	Ast	Blk	FG%	3PT%	FT%
14/3	16.1	1.9	4.6	0.9	0.4	.480	.000	.333

Last Game: Posted season highs of 6 points and 14 rebounds and added 2 assists
Notes: A team captain ... made his first start of the season vs. New Mexico ... has 56 career starts ... has played in 130 games in his career, 10th all-time at BYU ... tied for 2nd all-time at BYU in offensive rebounds with 255 ... 13th all-time in blocks

OFF THE BYU BENCH


No.	Name	Pos.	Ht.	Wt.	Yr.	Pts.	Reb.	Hometown (Previous School)	Notes
2	Zac Seljaas	G	6-7	215	Fr.	7.1	1.5	Bountiful, Utah (Bountiful HS)	Hit a 3 at Saint Mary's ... has hit a 3-pointer in 7-straight games
3	Elijah Bryant ^	G	6-5	210	So.	-	-	Gwinnett, Ga. (Elon)	Transfer from Elon ... CAA ROY in 2014-15 ... sitting out due to NCAA transfer rules
12	Alan Hamson	C	7-2	210	Fr.	-	-	Lindon, Utah (Pleasant Grove HS)	6 bpg as a senior at PGHS ... LDS mission in California ... redshirting this season
15	Jake Toolson	G	6-5	205	So.	3.9	1.6	Gilbert, Arizona (Highland HS)	Taking a leave of absence for medical reasons
24	Davin Guinn	F	6-5	190	So.	-	-	Murrieta, Calif. (UC Riverside)	Played his freshman season at UC Riverside prior to serving a mission in Mexico
25	Jordan Chatman	G	6-5	195	Fr.	2.4	0.6	Vancouver, Wash. (Union HS)	Tied his career highs with 2 3-pointers and 8 points at Saint Mary's
31	Braiden Shaw	F	6-9	210	Fr.	0.7	0.7	Eagle, Idaho (Eagle HS)	Had 1 assist vs. New Mexico
34	Jakob Hartssock	F	6-8	205	Fr.	0.3	0.9	Bartlesville, Okla. (Bartlesville HS)	Had 1 rebound vs. New Mexico
40	Jamal Aytes	F	6-6	235	So.	5.4	1.9	San Diego, Calif. (UNLV)	Averaged 7.0 points, 3.3 rebounds in 3 games in Hawaii ... had 2 points at Saint Mary's
44	Corbin Kaufusi	C	6-10	255	So.	6.5	4.1	Provo, Utah (Timpview HS)	Had 4 rebounds at Saint Mary's ... leads BYU with 18 blocks

*Stats from previous school ^ Sitting out due to NCAA transfer rules

#BYUhoops

Career Highlights

- 266-93 overall record (second all-time at BYU in wins) for a BYU record .741 winning percentage
- Currently 9th among active coaches in the NCAA in career winning percentage (as of 12/31/15)
- Reached 200 career victories in his 259th game as a head coach, 15th fastest in NCAA history
- With 257 victories through 10 seasons is sixth all-time for best career starts by wins in NCAA history
- With 232 victories through nine seasons is fifth all-time for best career starts by wins in NCAA history
- With 209 victories through first eight seasons is fourth all-time for best career starts by wins in NCAA history
- With 185 victories through first seven seasons is fourth all-time for best career starts by wins in NCAA history
- With 159 victories through first six seasons is tied for third all-time for best career starts by wins in NCAA history
- With 127 victories through five seasons is sixth all-time for best career starts by wins in NCAA history
- Streak of 10-consecutive 20-win seasons is tied for 20th all-time in NCAA history and tied for the seventh longest current streak (as of the 2014-15 season)
- Four Mountain West Conference regular season titles, a BYU and MWC record
- Three-time MWC Coach of the Year (2006, 2007, 2011)
- Two-time USBWA District VIII Coach of the Year (2006, 2011)
- Naismith Coach of the Year Finalist in 2011
- Honorable Mention for National Coach of the Year by Scout.com (2006)
- Eight trips to the NCAA tournament (a BYU record), including six-consecutive trips from 2007 to 2012 (a BYU record) and back-to-back appearances in 2014 and 2015
- Six-consecutive 25-win seasons (2006-11), and 10-consecutive 20-win seasons, both BYU records
- Holds top two spots for wins in a season in BYU history with 32 in 2010-11 and 30 in 2009-10
- Only BYU coach to win at least 20 games in each of his first 10 seasons
- Took BYU to the Sweet 16 in 2011 for the first time since 1981
- Coached Jimmer Fredette, the 2011 Consensus National Player of the Year
- Inducted into the Dixie State Athletics Hall of Fame on Sept. 14, 2013



Coaching Experience

- BYU Head Coach (2005-present)
- BYU Associate Head Coach (2000-2005)
- BYU Assistant Coach (1997-2000)
- Dixie State Head Coach (1990-1997)
- Dixie State Assistant Coach (1987-1990)
- Assistant coach at Pine View High School (1986-87)
- Head coach at Millard High School (1983-86)

Service

- A member of the National Coaches vs. Cancer Council
- Assisting with the Hope Lodge, a facility to be constructed in Salt Lake City to house families of cancer patients
- NABC Game Pillar Award for Service in 2008
- 63rd recipient of the Dale Rex Memorial Award
- Honorary Chair of the Children with Cancer Christmas Foundation
- Was the first coach in the state of Utah to participate in the American Cancer Society's nationwide Coaches vs. Cancer campaign
- Lobbied before Congress for more funding for cancer research in September 2010

Education

- Houston (1983, B.A.)

Playing Career

- Played baseball and basketball at Dixie State College
- Played for Houston from 1980-83 (played in 1980-81 and 82-83, redshirted in 1981-82)
- Co-captain on the famous "Phi-Slamma Jamma" team that featured Hakeem (then Akeem) Olajuwon and Clyde Drexler
- Helped Houston achieve a No. 1 ranking and reach the national championship game in 1983

Mission

- Manchester England (1977-79)

Personal/Family

- Wife: Cheryl
- Children: Daughter Chanell and husband Brock Reichner, son Garrett and wife Brooke, daughter Taylor
- Dave and Cheryl Rose have seven grandchildren

ROSE'S BYU COACHING LEDGER

Season	Overall	Pct.	Home	Pct.	Away	Pct.	Neutral	Pct.	Conf.	Pct.	Tourney	NCAA/NIT
05-06	20-9	.690	14-1	.933	5-7	.417	1-2	.333	12-4	.750	0-1	0-1 NIT
06-07	25-9	.735	17-0	1.000	6-7	.462	2-2	.500	13-3	.813	2-1	0-1 NCAA
07-08	27-8	.771	16-0	1.000	8-5	.615	3-3	.500	14-2	.875	2-1	0-1 NCAA
08-09	25-8	.758	14-2	.875	9-3	.750	2-3	.400	12-4	.750	1-1	0-1 NCAA
09-10	30-6	.833	15-1	.938	10-4	.714	5-1	.833	13-3	.813	1-1	1-1 NCAA
10-11	32-5	.865	13-1	.929	10-1	.909	9-3	.750	14-2	.875	2-1	2-1 NCAA
11-12	26-9	.743	13-3	.813	8-3	.727	5-3	.625	12-4	.750	1-1	1-1 NCAA
12-13	24-12	.667	15-3	.833	7-5	.583	2-4	.333	10-6	.625	0-1	3-1 NIT
13-14	23-12	.657	14-1	.933	5-8	.385	4-3	.571	13-5	.722	2-1	0-1 NCAA
14-15	25-10	.714	13-3	.813	8-3	.727	4-4	.500	13-5	.722	2-1	0-1 NCAA
15-16	9-5	.643	6-0	1.000	0-4	.000	3-1	.750	0-0	.000	—	—
Totals	266-93	.741	150-15	.909	76-50	.603	40-28	.588	126-38	.768	13-10	7-10

CURRENT MOST CONSECUTIVE DIVISION I 20-WIN SEASONS

Coach, School	Years	No.
Mike Krzyzewski, Duke	1997-2015	19
Bill Self, Tulsa, Illinois, Kansas	1999-2015	17
Mark Few, Gonzaga	2000-2015	16
Thad Matta, Butler, Xavier, Ohio State	2001-2015	15
Rick Pitino, Louisville	2003-2015	13
Roy Williams, North Carolina	2005-2015	11
Dave Rose, BYU	2006-2015	10
Keith Dambrot, Akron	2006-2015	10
Steve Fisher, San Diego State	2006-2015	10
Bo Ryan, Wisconsin	2007-2015	9

BEST CAREER STARTS BY WINS, 10 SEASONS

Coach, School	Date	W	L	Pct.
Roy Williams, Kansas	1989-98	282	62	.820
Everett Case, NC State	1947-56	265	60	.815
Mark Few, Gonzaga	2000-09	264	66	.800
Jamie Dixon, Pittsburgh	2004-13	262	86	.753
Thad Matta, Butler, Xavier, OSU	2001-10	258	85	.752
Dave Rose, BYU	2006-15	257	88	.745
Sean Miller, Xavier, Arizona	2005-14	249	95	.724
Larry Brown, UCLA, Kansas, SMU	1980-81, 84-88, 2013-15	241	94	.719
Denny Crum, Louisville	1972-81	240	64	.789
Jerry Tarkanian, LBSU, UNLV	1969-78	238	41	.853

ROSE'S MILESTONE VICTORIES

Win	Date	Opponent	Score	Record
25	12/06/06	San Jose State	81-69	25-11 (.694)
50	11/23/07	vs. No. 6 Louisville	78-76	50-18 (.735)
75	11/20/08	North Florida	74-41	75-26 (.743)
100	11/20/09	at Hawaii	83-65	100-34 (.746)
125	03/06/10	at TCU	107-77	125-38 (.767)
150	02/09/11	at Air Force	90-52	150-42 (.781)
175	01/16/12	at San Diego	82-63	175-49 (.781)
200	01/19/13	San Diego	74-57	200-59 (.772)
225	02/06/14	Santa Clara	89-76	225-75 (.750)
250	02/07/14	at Loyola Marymount	87-68	250-86 (.744)

BYU VS. PACIFIC

Overall Series Record: BYU leads 6-4
 BYU Record in Provo: 3-1
 BYU Record at Pacific: 2-2
 BYU Record at Neutral Sites: 1-1
 BYU Record Under Dave Rose: 3-1

Series vs. Pacific

12-22-61	Pacific	69-67	W
3-20-71	vs. Pacific*	81-84	L
12-4-75	at Pacific	66-71	L
12-6-75	at Pacific	89-62	W
12-1-84	vs. Pacific#	72-63	W
11-30-96	Pacific	58-80	L
1-30-14	Pacific	88-78	W
2-13-14	at Pacific	82-89	L
1-15-15	at Pacific	93-80	W
2-14-15	Pacific	84-50	W

*NCAA Tournament
 #Stanford Invitational

Pacific's projected starting lineup

No.	Name	Ht.	Pos.	Ppg	Rpg
2	T.J. Wallace	6-3	G	12.2	4.8
3	Alec Kobre	6-2	G	13.7	1.3
4	Tonko Vuko	6-8	F	6.8	4.2
21	Jacob Lampkin	6-9	F	8.5	5.6
22	Roy Bowles	6-5	F/G	13.4	5.0

Pacific's last game

W, 77-75 vs. San Diego, 12/31/15

BYU	CATEGORY	Pacific
9-5, 0-1	W-L	3-9, 2-1
6-4	Last 10	3-7
3-2	Last 5	2-3
83.0	PPG	72.1
73.8	Opp PPG	75.3
+9.2	Margin	-3.2
.472	FG%	.433
.414	FG% Def	.439
.379	3FG%	.313
8.6	3FG/Game	6.8
.365	Opp 3FG%	.376
.667	FT%	.711
41.3	RPG	36.3
35.4	Opp RPG	36.3
+5.9	Margin	0.0
16.4	Assist/Game	12.5
12.9	TO/Game	13.5
12.8	Opp TO/Game	12.8
-0.1	Margin	-0.7
6.2	Steals/Game	5.3
3.8	Blocks/Game	2.0

BY THE NUMBERS

2 Nick Emery (27) and Kyle Collinsworth (26) both scored 25-plus points against Belmont, the first time BYU has had two players with 25 or more in the same game since March 18, 2010, vs. Florida in the NCAA tournament when Jimmer Fredette had 37 and Michael Loyd Jr. scored 26.

4 BYU had a stretch of shooting 50.0 percent or better over four-straight games (54.7 percent vs. Central Michigan, 50.0 vs. Harvard, 52.5 vs. New Mexico, 50.0 vs. Northern Iowa). The last time BYU had shot 50.0 percent or better in four-straight games was Dec. 2010 vs. Hawaii (50.0), Vermont (55.9), Arizona (51.8) and UCLA (52.9).

8 The number of career triple-doubles for Kyle Collinsworth after his 12-point, 10-rebound and 10-assist performance against Central Michigan. Collinsworth is now the NCAA career record holder for triple-doubles. He had previously been tied with Michael Anderson (Drexel) and Shaquille O'Neal (LSU) for the career record at six. Collinsworth also owns the NCAA single season record, set in 2014-15 when he posted six triple-doubles.

10 The number of consecutive seasons BYU has won at least 20 games. BYU has also reached the postseason in 10-straight seasons. Both streaks are program records.

12 The number of times in his career Kyle Collinsworth has registered double figure assists, a BYU record. This season, Collinsworth has four games with double figure assists, including tying his career high with 11 assists vs. Utah State.

14 The number of consecutive games junior forward Kyle Davis has scored in double figures. Davis also has 6 double-doubles during that span.

20 After starting the season 2 of 4 from the free-throw line, freshman Nick Emery has made his last 20 attempts, dating back to the Belmont game on Nov. 28.

20 Kyle Davis set a BYU record for most rebounds in a season opener, posting 20 boards to go with 17 points against Utah Valley in his Cougar debut.

27 The number of career double-doubles for Kyle Collinsworth, first all-time in BYU history among guards and tied for 9th overall.

68 The number of rebounds posted by BYU against Utah Valley in the season opener, the ninth most in team history and the most by a Cougar team in the Marriott Center.

264 Dave Rose (2005 to present) is second all-time in BYU basketball history with 264 career victories, behind only the great Stan Watts, who coached the Cougars to 371 wins from 1949 to 1972 and was inducted into the Naismith Memorial Basketball Hall of Fame in 1986.

1,338 The number of points Kyle Collinsworth has scored in his career, 21st all-time in BYU history and 34 points from tying Trent Plaisted for 20th.

Collinsworth named a Cousy Award candidate

The Naismith Memorial Basketball Hall of Fame named BYU's Kyle Collinsworth one of 20 watch list finalists for the 2016 Bob Cousy Point Guard of the Year Award presented by College of the Holy Cross. Among the 20 watch list finalists, Collinsworth ranked first in rebounds, third in assists and fifth in steals in 2014-15. See the list of finalists below:

Kyle Collinsworth, BYU	Monte Morris, Iowa State	Kris Dunn, Providence
Tyrone Wallace, California	Frank Mason, Kansas	Carson Puriefoy, Stony Brook
Maodo Lo, Columbia	Tyler Ullis, Kentucky	Jalen Brunson, Villanova
Xavier Rathan-Mayes, Florida State	Melo Trimble, Maryland	Ryan Arcidiacono, Villanova
D'Vauntes Smith-Rivera, Georgetown	Marcus Paige, North Carolina	Fred VanVleet, Wichita State
Juan'ya Green, Hofstra	Demetrius Jackson, Notre Dame	Bronson Koenig, Wisconsin
Yogi Ferrell, Indiana	Gary Payton, Jr., Oregon State	

LAST TIME OUT – BYU FALLS IN WCC OPENER 85-74 TO SAINT MARY'S

MORAGA, Calif. – The BYU men's basketball team suffered an 85-74 loss to Saint Mary's in the Cougars' West Coast Conference opener Thursday in McKeon Pavilion.

BYU (9-5, 0-1) made up for a first half field goal percentage of 28.2 percent by making 19 of 33 in the second half for 57.6 percent, but it wasn't enough against an SMC team that shot 56.4 percent on the night. The Gaels (12-1, 3-0) were the nation's top shooting team entering the game with a 53.8 percent mark for the season.

Three Cougars scored in double figures led by Chase Fischer's 21 points. Kyle Davis scored 14 points and Nick Emery added 11. Nate Austin posted season highs with six points and 14 rebounds. Jordan Chatman chipped in eight points and Kyle Collinsworth had eight points, six rebounds, six assists and one block.

Davis started the game off with a dunk to get BYU on the board and both teams traded scores out of the gate. Nate Austin drained a 15-footer on the baseline to give BYU a 9-8 edge with 14:14 left in the first half. Austin had five rebounds in the first five minutes of action.

Fischer ended a 6-0 run by the Gaels with a layup at the 11:22 mark to cut the SMC lead down to 15-11.

Saint Mary's got hot again with a trey and a two on its next possession for a 10-point

cushion at 29-19 with four minutes to go until halftime.

BYU trailed 36-27 at the half. The Cougars were cold from the field, knocking down just 11 of 39 shots. Austin led BYU in the first half with season highs of six points and nine rebounds.

After halftime, BYU scored the first 10 points including two treys from Emery to go back in front 37-36 after less than three minutes of action. Saint Mary's answered with a 12-3 run to regain control and took a 48-40 lead with 13:41 to play.

The Cougars trimmed the deficit to three points, but the Gaels pushed ahead again, stretching the lead to double digits again at 70-58 with five minutes to go. The lead swelled to as many as 15 points and BYU fell by a final of 85-74.

QUICK FACTS

University Information

Location: Provo, Utah 84602
 Elevation: 4,553 feet
 Enrollment: 33,336 (Daytime)
 Founded: October 15, 1875
 Owned: The Church of Jesus Christ of Latter-day Saints
 Nickname: Cougars
 Mascot: Cosmo
 Colors: Blue and White
 Arena (capacity): Marriott Center (18,987)
 Conference: West Coast Conference
 President: Kevin J Worthen (BYU, 1979)
 Athletic Director: Tom Holmoe (BYU, 1983)
 Athletic Website: BYUcougars.com
 Tickets: (801) 422-BYU1 or (800) 322-BYU1

2015-16 Preview

Lettermen Returning/Lost: 6/10
 Newcomers: 6
 Returning Redshirts: 4
 Starters Returning/Lost: 3/2
 Returning Scoring: 37.8% (1,109 of 2,931 pts)
 Returning Rebounding: 43.4% (586 of 1,349 reb)
 Returning Assists: 48.5% (288 of 594 ast)
 Returning Blocks: 47.6% (49 of 103)
 Returning Minutes: 40.7% (2,892 of 7,100)

2014-15 Review

Overall Record: 25-10
 H/A/N Record: 13-3/8-3/4-4
 Conference Record/Finish: 13-5 (2nd)
 2015 Postseason: (0-1 in the NCAA tournament)
 1st Round: Ole Miss – L, 90-94
 2015 Final National Ranking: NR/NR

BYU Coaching Staff

Head Coach: Dave Rose
 Alma Mater (year): Houston (1983)
 Record at School (years): 266-93 (11th year)
 Career Division I Record (years): same
 Basketball Office Fax: (801) 422-5965
 Associate Head Coach (Alma Mater, year)
 Tim LaComb (Utah, 2006)
 Assistant Coaches (Alma Mater, year)
 Terry Nashif (BYU, 2005)
 Quincy Lewis (Wagner, 1993)
 Dir. of Basketball Operations: Andrew May (BYU, 2010)

BYU History

First Year of Basketball: 1903
 All-Time Record: 1747-1053 (.624)
 Winning Seasons: 88 (last 2015)
 Regular Season Conf. Championships: 29 (last 2011)
 Postseason Appearances (record): 40 (30-41)
 Total NCAA Appearances (record): 29 (15-32)
 Last NCAA Appearance: 2015
 First Round: L vs. No. 11 seed Ole Miss, 90-94
 Total NIT Appearances (Record): 11 (15-9)
 Last NIT Appearance: 2013
 Result: Advanced to the semifinals

Media Relations

Men's Basketball Contact: Kyle Chilton
 Cell Phone: 801-372-2080
 Office Phone: 801-422-4909
 Email: kyle_chilton@byu.edu

Media Information

Radio Station: Cougar IMG Sports Network/KSL
 102.7 FM and 1160 AM
 Play-By-Play Announcer: Greg Wrubell
 Beat Writers: Jeff Call, Deseret News
 Darnell Dickson, Daily Herald
 Jay Drew, Salt Lake Tribune

2015-16 BYU STARTING LINEUPS

Opponent	(1)	(2)	(3)	(4)	(5)
Utah Valley	Collinsworth	Fischer	Toolson	Davis	Kaufusi
at Long Beach State	Collinsworth	Fischer	Toolson	Davis	Kaufusi
Adams State	Collinsworth	Fischer	Toolson	Davis	Kaufusi
Mississippi Valley State	Collinsworth	Fischer	Emery	Davis	Kaufusi
Belmont	Collinsworth	Fischer	Emery	Davis	Kaufusi
at Utah	Collinsworth	Fischer	Emery	Davis	Kaufusi
vs. Weber State	Collinsworth	Fischer	Toolson	Davis	Kaufusi
Utah State	Collinsworth	Fischer	Toolson	Davis	Kaufusi
at Colorado	Collinsworth	Fischer	Emery	Davis	Kaufusi
Central Michigan	Collinsworth	Fischer	Emery	Davis	Kaufusi
vs. Harvard	Collinsworth	Fischer	Emery	Davis	Kaufusi
vs. New Mexico	Collinsworth	Fischer	Emery	Davis	Austin
vs. Northern Iowa	Collinsworth	Fischer	Emery	Davis	Austin
at Saint Mary's	Collinsworth	Fischer	Emery	Davis	Austin
at Pacific					
Santa Clara					
San Francisco					
at Gonzaga					
at Portland					
at Loyola Marymount					
at Pepperdine					
Loyola Marymount					
Pepperdine					
Saint Mary's					
Pacific					
at San Francisco					
at Santa Clara					
at San Diego					
San Diego					
Portland					
Gonzaga					
Won-Loss Records	(1)	(2)	(3)	(4)	(5)
4-1	Collinsworth	Fischer	Toolson	Davis	Kaufusi
3-3	Collinsworth	Fischer	Emery	Davis	Kaufusi
2-1	Collinsworth	Fischer	Emery	Davis	Austin

GAMES PLAYED (RECORD)

	2015-16	Career
Nate Austin	14 (9-5)	130 (89-41)
Kyle Collinsworth	14 (9-5)	117 (86-31)
Chase Fischer	14 (9-5)	48 (34-12)
Corbin Kaufusi	13 (8-5)	47 (32-15)
Jake Toolson	10 (7-3)	36 (26-10)
Kyle Davis	14 (9-5)	14 (9-5)
Nick Emery	13 (8-5)	13 (8-5)
Jordan Chatman	13 (8-5)	13 (8-5)
Zac Seljaas	13 (8-5)	13 (8-5)
Jakob Hartsock	8 (4-4)	8 (4-4)
Braiden Shaw	7 (5-2)	7 (5-2)
Jamal Aytes	9 (5-4)	9 (5-4)

GAMES STARTED (RECORD)

	2015-16	Career
Kyle Collinsworth	14 (9-5)	108 (78-30)
Nate Austin	3 (2-1)	56 (37-19)
Chase Fischer	14 (9-5)	47 (33-14)
Corbin Kaufusi	11 (7-4)	24 (17-7)
Kyle Davis	14 (9-5)	14 (9-5)
Jake Toolson	5 (4-1)	5 (4-1)
Nick Emery	9 (5-4)	9 (5-4)

STREAKS

Streak	2015-16	Overall
Current won/loss streak	1 loss	same
At home	6 wins	12 wins
On the road	4 losses	same
On a neutral floor	2 wins	same
At home vs. Nonconference	6 wins	8 wins
At home vs. WCC		6 wins
On the road vs. Nonconference	3 losses	same
On the road vs. WCC	1 loss	same
On a neutral floor vs. Nonconference	1 win	same
On a neutral floor vs. WCC		1 loss
At regular season tournament	2 wins	same
At WCC Tournament		1 loss
NCAA Tournament		3 losses
At NIT		1 loss
Games with a 3-point make	14 games	52 games
Vs. In-state teams	2 wins	same
At home vs. in-state teams	2 wins	same
On the road vs. in-state teams	1 loss	same

LEADS AND DEFICITS, BYU'S BIGGEST...

Halftime lead	20 (46-26 vs. Utah Valley)
Halftime lead lost in defeat	—
Halftime deficit	23 (28-51 at Utah)
Halftime deficit erased in victory	2 (40-42 vs. Belmont)
Overall lead	44 (91-47 vs. Adams State)
Margin of victory	41 (97-56 vs. Adams State)
Margin of defeat	11 (74-85 at Saint Mary's)
Lead lost in defeat	8 (10-2 at Long Beach State)
Overall deficit	25 (36-61 at Colorado)
Deficit overcome in victory	11 (14-25 vs. Belmont)

Rose vs. the state

BYU basketball coach Dave Rose has compiled a record of 34-9 vs. in-state opponents since taking over in 2005-06. He has the best winning percentage (.791) of any coach vs. in-state teams during that time and is the most wins, ahead of former Utah State coach Stew Morrill (32-11 vs. in-state teams from 2005-15, a .744 winning percentage). BYU won its opener 85-54 at home against Utah Valley and former BYU assistant Mark Pope on Nov. 13. The Cougars fell 83-75 at Utah on Dec. 2, defeated Weber State 73-68 at Vivint Smart Home Arena on Dec. 5 and defeated Utah State 80-68 at home on Dec. 9.

Opponent	W	L	Opponent	W	L	Opponent	W	L
Utah	12	6	Weber State	11	0	Utah Valley	1	0
Utah State	7	3	Southern Utah	3	0			

AWARDS CANDIDATES

Kyle Collinsworth
All-America Candidate

- First on the team in assists and steals, second in rebounding and third in scoring and blocks
- Posted his NCAA career record 8th triple-double with 12 points, 10 rebounds and 10 assists against Central Michigan
- Tied his career high with 16 rebounds against Northern Iowa while adding 12 points, 6 assists and 3 steals
- Nov. 30 Co-WCC and CBS Sports National Player of the Week
- A candidate for the Bob Cousy Award
- Named to the Wooden Award Preseason Top 50
- On the Naismith Trophy Early Season Watch List
- On the Oscar Robertson Trophy Watch List

From CBSsports.com

The wild thing about Collinsworth getting to seven career triple-doubles is that he's done it over the course of 32 GAMES! Yes, that's right: ... he's loaded up a trip-dub in the boxscore one in every 4.5 games.

ESPN's Jay Bilas on Collinsworth

"For anybody to put up a triple-double – I don't care who it's against – is noteworthy. And in the college games, it's only a 40 minute game, it's really hard to do. That's incredibly impressive."

"He plays incredibly hard. To do it in all those different categories is really, really awesome."

ESPN's Sean Farnham on Collinsworth

"This season he gets the #NoLoveTeam All-America nod; next season, he should be on the preseason lists of the top players in the country."

ESPN's Roxy Bernstein on Collinsworth

"If I'm going with the most valuable player, to me it's Collinsworth because of everything he does for BYU. Scores, rebounds, assists, defend, you name it, he does it."

ESPN's Seth Greenberg on Collinsworth (Tweet)

"Kyle Collinsworth might be the most complete player in CBB. Triple double machine don't count out Cougars. Mission reload!"

Chase Fischer

All-Conference, All-District Candidate

- Set Diamond Head Classic records with 41 points and 9 3-point field goals
- Scored 26 points, hit 4 3-pointers against Northern Iowa
- Has 27 3s this season, including a season-best 5 vs. Belmont
- Finished with 19 points – all in the second half – vs. Belmont
- Scored a season-high 26 points – all in the second half – at Utah
- Scored 21 points on 7 of 12 shooting and added 4 steals vs. Weber State
- Had 24 points and 3 steals vs. Utah State
- Scored 23 points and had 3 assists vs. Central Michigan

OVER THE LAST...

- Freshman guard Zac Seljaas is averaging 12.0 points while shooting 70.4 percent (19-27) from 3 over the last 6 games
- After starting the season shooting 44.4 percent (12-27) from the free throw line, junior forward Kyle Davis is shooting 77.8 percent (21-27) over the last 7 games.
- Senior guard and Cousy Award candidate Kyle Collinsworth has totaled 66 assists over the last 8 games for an average of 8.3 per game. He has posted double figure assists 3 times during that stretch.
- As a team, BYU shot 58.9 percent (86-146) from the free throw line through the first 7 games of the season. Over the last 7 games, BYU has made a dramatic improvement, shooting 75.2 percent (100-133), including a season-best performance of 90.5 percent (19-21) against Northern Iowa.

NOTES AND STORYLINES

Dave Rose

BYU head coach Dave Rose has led the Cougars to one of the most successful eras in program history since taking over in 2005. His career record of 266-93 ranks him second in BYU history in total victories and first in winning percentage (.741). Rose has been named conference coach of the year three times, led the Cougars to four conference titles, eight NCAA tournament appearances, two NIT appearances, seven 25-win seasons and 10 20-win seasons. In 2010, he led BYU to its first NCAA tournament victory in 17 years and the Cougars won at least one postseason game in the next three seasons.

Rose among the nation's best

Dave Rose is 9th in career winning percentage among active NCAA Division I head coaches (as of 12/31/15).

Rk	Coach	Yrs.	W	L	Pct.	Rk	Coach	Yrs.	W	L	Pct.
1	Mark Few, Gonzaga	17	449	106	.8090	9	Dave Rose, BYU	11	266	93	.7409
2	Roy Williams, UNC	28	762	204	.7888	10	Shaka Smart, Texas	7	171	60	.7403
3	John Calipari, Kentucky	24	603	178	.7721	11	Bruce Pearl, Auburn	21	483	170	.7397
4	Mike Krzyzewski, Duke	41	1029	312	.7673	12	Jamie Dixon, Pittsburgh	13	318	112	.7395
5	Thad Matta, Ohio State	16	410	130	.7593	13	Tim Cluess, Iona	10	221	83	.7270
6	Bill Self, Kansas	23	570	184	.7560	14	Jim Boeheim, Syracuse	40	872	334	.7231
7	Sean Miller, Arizona	12	295	100	.7468	15	Larry Brown, SMU	11	244	94	.7219
8	Rick Pitino, Louisville	31	733	256	.7412						

Ripley's believe it or not

Ripley, West Virginia, native had himself a morning against New Mexico on day two of the Hawaiian Airlines Diamond Head Classic, setting tournament records with 41 points and 9 3-point field goals. Fischer is one of 10 Cougars (Jimmer Fredette, Tyler Haws, Bob Skousen, Dave Eastis, Timo Saarelainen, Danny Ainge, John Fairchild, Marty Haws, Dick Nemelka) to score 40 in a game and his 9 3-pointers are tied for the second most in a game in BYU history.

Emery in good company

Against Adams State, Nick Emery scored a then career-high 20 points to go along with six assists. Emery joined seven other Cougar freshmen who scored 20-plus points in at least one of their first three games: Mike Rose (1st), Russell Larson (1st), Shawn Bradley (1st), Fred Roberts (2nd), Danny Ainge (2nd), Eric Mika (3rd) and Matt Carlino (3rd).

Emery ahead of the curve

Emery had a better scoring average than all but three freshmen in BYU history through 10 games played. See below for the top 10 BYU freshmen scorers through their first 10 games.

Rk	Name	Year	Points	Average	Rk	Name	Year	Points	Average
1	Danny Ainge	1978-79	215	21.5	6	Matt Carlino	2011-12	146	14.6
2	Shawn Bradley	1990-91	183	18.3	7	Eric Mika	2013-14	142	14.2
3	Mark Bigelow	1998-99	174	17.4	8	Devin Durrant	1978-79	137	13.7
4	Nick Emery	2015-16	153	15.3	9	Trent Plaisted	2005-06	134	13.4
5	Mekeli Wesley	1997-98	149	14.9	10	Fred Roberts	1978-79	133	13.3

Slow down for what?

While college basketball has been trending toward slower, lower scoring games over the last several seasons, BYU basketball has maintained its high-octane attack. From 2009 to 2015, BYU was one of only two teams along with VMI in the country to be ranked among the top-15 in scoring each year. During that span, the Cougars have finished second (2009-10, 2014-15), third (2013-14), seventh (2010-11), 12th (2012-13) and 13th (2011-12). Through 14 games in 2015-16, BYU is averaging 83.0 points per game.

'What would we do baby, without us?'

Several players on the 2015-16 roster have family ties to former BYU men's and women's basketball players.

- Jordan Chatman: Jeff Chatman, father (1984-88)
- Kyle Collinsworth: Chris Collinsworth, brother (2007-08, 10-12)
- Nick Emery: Jackson Emery, brother (2005-06, 08-11)
- Alan Hamson: Jennifer Hamson, sister (2010-14); Tresa Spaulding Hamson, mother (1983-87)
- Jakob Hartsock: Noah Hartsock, brother (2008-12)
- Corbin Kaufusi: Bronson Kaufusi, brother (2012-13)
- Zac Seljaas: Nancy Seljaas, sister (2002-07)
- Jake Toolson: Danny Ainge, uncle (1977-81)

Missions

Nine of BYU's players and four members of the coaching staff have served missions for The Church of Jesus Christ of Latter-day Saints. See the list below:

Players	Coaches
Nate Austin: McAllen, Texas	Alan Hamson: Ventura, California
Jordan Chatman: Taiwan	Jakob Hartsock: Las Vegas
Kyle Collinsworth: Russia	Corbin Kaufusi: South Korea
Kyle Davis: Detroit	Braiden Shaw: Sacramento, California
Nick Emery: Germany	
	Dave Rose: England
	Tim LaComb: Boston
	Andrew May: Washington, D.C.
	Terry Nashif: Columbia, South Carolina

Collinsworth's triple-doubles

See below for a list of Kyle Collinsworth's NCAA career record eight triple-doubles:

Opponent	Pts	Reb	Ast
vs. Hawai'i, 12/6/14	19	12	10
Gonzaga, 12/27/14	19	12	10
at San Francisco, 1/3/15	12	12	10
at Pacific, 1/15/15	17	11	11
at Loyola Marymount, 2/7/15	23	12	10
vs. Portland, 3/9/15	13	14	11
vs. Belmont, 11/28/15	26	10	10
vs. Central Michigan, 12/18/15	12	10	10

#BYUhoops

CAREER RECORDS

Points	
Rk Name, Years	Pts
1 Tyler Haws, 2009-10, 12-15	2,720
2 Jimmer Fredette, 2007-11	2,599
3 Danny Ainge, 1977-81	2,467
4 Michael Smith, 1983-84, 86-89	2,319
5 Devin Durrant, 1978-80, 82-84	2,285
6 Russell Larson, 1991-95	1,885
7 Fred Roberts, 1978-82	1,841
8 Jeff Chatman, 1984-88	1,824
9 Mekeli Wesley, 1997-01	1,740
10 Mark Bigelow, 1998-99, 01-04	1,715
11 Brandon Davies, 2009-13	1,680
12 Ken Roberts, 1990-91, 93-96	1,652
13 Lee Cumnard, 2005-09	1,569
14 Jonathan Tavernari, 2006-10	1,519
15 Kresimir Cosic, 1970-73	1,513
16 Joe Nelson, 1947-50	1,494
17 Jay Cheesman, 1973-77	1,408
18 Roland Minson, 1948-51	1,407
19 Andy Toolson, 1984-85, 87-90	1,388
20 Trent Plaisted, 2004-08	1,372
21 Kyle Collinsworth, 2010-11, 13-16	1,338
22 Marty Haws, 1986-90	1,337
23 Dick Nemelka, 1963-66	1,299
24 Alan Taylor, 1976-80	1,284
25 Jackson Emery, 2005-06, 08-11	1,235
26 Doug Richards, 1971-74	1,218
27 Gary Trost, 1987-88, 90-93	1,205
28 Matt Carlino, 2011-14	1,201
29 Eldon Bimley, 1927-31	1,195
30 Noah Hartsock, 2008-12	1,191
31 Joe Richey, 1950-53	1,177
32 Randy Reid, 1992-96	1,170
33 Kari Liimo, 1966-69	1,156
34 Elwood Romney, 1929-33	1,150
35 Doug Howard, 1967-70	1,143
36 Mel Hutchins, 1947-48, 49-51	1,141
37 Travis Hansen, 2000-03	1,137
38 Steve Schreiner, 1988-91	1,128
39 John Fairchild, 1963-65	1,109
40 Gary Earnest, 1958-61	1,108
41 Terrell Lyday, 1999-01	1,105
42 Mark Handy, 1973-77	1,098
43 Bruce Burton, 1960-63	1,089
44 Keena Young, 2004-07	1,068
45 Scott Runia, 1976-80	1,051
46 Bernie Fryer, 1970-72	1,030
47 Dave Eastis, 1958-61	1,015

3-Point Field Goals Made

Rk Name, Years	3FG
1 Jimmer Fredette, 2007-11	296
2 Jonathan Tavernari, 2006-10	265
3 Jackson Emery, 2005-06, 08-11	230
4 Mark Bigelow, 1998-99, 01-04	213
5 Mike Rose, 2003-07	163
6 Tyler Haws, 09-10, 12-15	162
7 Matt Carlino, 2011-14	157
8 Lee Cumnard, 2005-09	153
9 Chase Fischer, 2014-16	145
10 Andy Toolson, 1984-85, 87-90	141
11 Nick Sanderson, 1991-93	129
12 Terrell Lyday, 1999-01	127
13 Mark Heslop, 1988-92	126
14 Michael Smith, 1983-84, 86-89	116
15 Randy Reid, 1992-96	114
16 Austin Ainge, 2003-07	113
17 Nathan Call, 1986-88, 90-92	110
18 Jimmy Balderson, 2001-02, 04-07	109
19 Todd Christensen, 1995-96, 98-00	104
20 Brock Zylstra, 2009-13	102

5 3-Pointers Games

Rk Name, Years	#
1 Jonathan Tavernari, 2006-10	13
Jimmer Fredette, 2007-11	13
3 Jackson Emery, 2005-06, 08-11	11
4 Chase Fischer, 2014-16	10

3 3-Pointers Games

Rk Name, Years	#
1 Jimmer Fredette, 2007-11	47
2 Jonathan Tavernari, 2006-10	46
3 Jackson Emery, 2005-06, 08-11	34
Mark Bigelow, 1998-99, 01-04	34
5 Chase Fischer, 2014-16	26
6 Matt Carlino, 2011-14	25
7 Mike Rose, 2003-07	24
8 Nick Sanderson, 1991-93	22
9 Andy Toolson, 1984-85, 87-90	21
10 Tyler Haws, 2009-10, 12-15	19

Rebounds

Rk Name, Years	G	Reb	Avg
1 Michael Smith, 1983-84, 86-89	122	922	7.6
2 Kresimir Cosic, 1970-73	79	919	11.6
Alan Taylor, 1976-80	110	919	8.4
4 Kyle Collinsworth, 2010-11, 13-16	117	859	7.3
5 Greg Kite, 1979-83	112	847	7.6
6 Brandon Davies, 2009-13	135	840	6.2
7 Fred Roberts, 1978-82	119	838	7.0
8 Steve Trumbo, 1978-82	116	835	7.2
9 Russell Larson, 1991-95	129	821	6.4
10 John Benson, 1954-57	78	803	10.3

Steals

Rk Name, Years	G	Stl	Avg
1 Jackson Emery, 2005-06, 08-11	133	249	1.9
2 Danny Ainge, 1977-81	118	195	1.7
3 Kyle Collinsworth, 2010-11, 13-16	117	183	1.6
4 Marty Haws, 1986-90	123	182	1.5
5 Jimmer Fredette, 2007-11	139	167	1.2
6 Jonathan Tavernari, 2006-10	132	165	1.3
7 Matt Carlino, 2011-14	96	161	1.7
8 Scott Sinek, 1981-85	115	140	1.2
9 Nathan Call, 1986-88, 90-92	129	138	1.1
10 Tyler Haws, 2009-10, 12-15	139	138	1.0

Steals Per Game

Rk Name, Years	G	Stl	Avg
1 Jackson Emery, 2005-06, 08-11	133	249	1.87
2 Matt Carlino, 2011-15	96	161	1.677
3 Danny Ainge, 1977-81	118	195	1.652
4 Kyle Collinsworth, 2010-11, 13-16	117	183	1.564
5 Terrell Lyday, 1999-01	66	99	1.500
6 Mike Hall, 2003-05	60	89	1.48
7 Marty Haws, 1986-90	123	182	1.48
8 Robbie Reid, 1993-95	64	94	1.47
9 Rafael Araujo, 2002-04	62	88	1.42
10 Jonathan Tavernari, 2006-10	132	165	1.25

3-Steals Games

Rk Name, Years	#
1 Jackson Emery, 2005-06, 08-11	39
2 Danny Ainge, 1977-81	30
3 Kyle Collinsworth, 2010-11, 13-15	29
4 Matt Carlino, 2011-14	25
5 Marty Haws, 1986-90	23

Blocks

Rk Name, Years	G	Blk	Avg
1 Greg Kite, 1979-83	112	208	1.9
2 Shawn Bradley, 1990-91	34	177	5.2
3 Noah Hartsock, 2008-12	134	177	1.3
4 Russell Larson, 1991-95	129	166	1.3
5 Brandon Davies, 2009-13	135	123	0.9
6 Alan Taylor, 1976-80	110	119	1.1
7 Trent Plaisted, 2004-08	103	107	1.0
8 Jeff Chatman, 1984-88	122	107	0.9
9 Lee Cumnard, 2005-09	131	106	0.8
10 Chris Miles, 2004-05, 07-10	131	89	0.7
11 Jim Usevitch, 1982-84, 86-88	107	84	0.8
12 Mekeli Wesley, 1997-01	115	82	0.7
13 Nate Austin, 2011-16	130	76	0.6
14 Fred Roberts, 1978-82	119	75	0.6
15 Eric Nielsen, 1996-97, 99-02	122	74	0.6
16 Ken Roberts, 1990-91, 93-96	127	73	0.6

Offensive Rebounds

Rk Name, Years	G	OReb	Avg
1 Ken Roberts, 1990-91, 93-96	126	268	2.13
2 Kyle Collinsworth, 2010-11, 13-16	117	255	2.18
Nate Austin, 2011-16	130	255	1.96
4 Brandon Davies, 2009-13	135	246	1.82
5 Russell Larson, 1991-95	129	245	1.90
6 Trent Plaisted, 2004-08	103	231	2.24
7 Gary Trost, 1987-88, 90-93	114	210	1.84
8 Lee Cumnard, 2005-09	131	202	1.54
9 Keena Young, 2004-07	88	201	2.28
10 Noah Hartsock, 2008-12	134	194	1.45

Double-Figure Scoring Games

Rk Name, Years	#
1 Tyler Haws, 2009-10, 12-15	122
2 Danny Ainge, 1977-81	117
3 Jimmer Fredette, 2007-11	106
4 Michael Smith, 1983-84, 86-89	100
5 Devin Durrant, 1978-80, 82-84	99
Mark Bigelow, 1998-99, 01-04	99
7 Fred Roberts, 1978-82	96
8 Russell Larson, 1991-95	92
9 Brandon Davies, 2009-13	90
10 Mekeli Wesley, 1997-01	89
11 Ken Roberts, 1990-91, 93-96	80
12 Lee Cumnard, 2005-09	77
Kyle Collinsworth, 2010-11, 13-16	77
14 Jonathan Tavernari, 2006-10	76
15 Trent Plaisted, 2004-08	73
16 Alan Taylor, 1976-80	71
17 Andy Toolson, 1984-85, 87-90	69
18 Kresimir Cosic, 1970-73	68
19 Jay Cheesman, 1973-77	65

Assists

Rk Name, Years	G	Ast	Avg
1 Matt Montague, 1996-97, 99-02	122	570	4.7
2 Danny Ainge, 1977-81	118	539	4.6
3 Kyle Collinsworth, 2010-11, 13-16	117	530	4.5
4 Nathan Call, 1986-88, 90-92	129	528	4.1
5 Jimmer Fredette, 2007-11	139	515	3.7
6 Marty Haws, 1986-90	123	502	4.1
7 Randy Reid, 1992-96	125	458	3.7
8 Matt Carlino, 2011-13	96	437	4.6
9 Scott Runia, 1976-80	110	405	3.7
10 Lee Cumnard, 2005-09	131	372	2.8

Assists Per Game

Rk Name, Years	G	Ast	Avg
1 Matt Montague, 1996-97, 99-02	122	570	4.67
2 Danny Ainge, 1977-81	118	539	4.57
3 Matt Carlino, 2011-14	96	437	4.55
4 Kyle Collinsworth, 2010-11, 13-16	117	530	4.53
5 Nathan Call, 1986-88, 90-92	129	528	4.09
6 Marty Haws, 1986-90	123	502	4.08
7 Jimmer Fredette, 2007-11	139	515	3.71
8 Scott Runia, 1976-80	110	405	3.68
9 Randy Reid, 1992-96	125	458	3.66
10 Robbie Reid, 1993-95	64	226	3.53

10-Assist Games

Rk Name, Years	#
1 Kyle Collinsworth, 2010-11, 13-16	12
2 Matt Montague, 1996-97, 99-02	10
3 Nathan Call, 1986-88, 90-92	6
4 Danny Ainge, 1977-81	5
Randy Reid, 1992-96	5

Games Played

Rk Name, Years	GP
1 Charles Abouo, 2008-12	141
2 Jimmer Fredette, 2007-11	139
Tyler Haws, 2009-10, 2012-15	139
4 Brandon Davies, 2009-13	135
5 Noah Hartsock, 2008-12	134
6 Jackson Emery, 2005-06, 08-11	133
7 Jonathan Tavernari, 2006-10	132
8 Lee Cumnard, 2005-09	131
Chris Miles, 2004-05, 07-10	131
10 Nate Austin, 2011-16	130
11 Russell Larson, 1991-95	129
Nathan Call, 1986-88, 90-92	129
Anson Winder, 2011-15	129
14 Mark Durrant, 1989-90, 92-95	128
15 Ken Roberts, 1990-91, 93-96	126
16 Randy Reid, 1992-96	125
17 Shane Knight, 1991-95	124

Games Started

Rk Name, Years	GS
1 Tyler Haws, 2009-10, 2012-15	137
2 Randy Reid, 1992-96	123
3 Jeff Chatman, 1984-88	122
4 Ken Roberts, 1990-91, 93-96	121
5 Mark Bigelow, 1998-99, 01-04	119
Fred Roberts, 1978-82	119
7 Danny Ainge, 1977-81	118
8 Michael Smith, 1983-84, 86-89	117
Devin Durrant, 1978-80, 82-84	117
10 Lee Cumnard, 2005-09	116
11 Mekeli Wesley, 1997-01	112
12 Kyle Collinsworth, 2010-11, 13-16	108
13 Jackson Emery, 2005-06, 08-11	105
14 Marty Haws, 1986-90	103
15 Jimmer Fredette, 2007-11	102
Eric Nielsen, 1996-97, 99-02	102
17 Brandon Davies, 2009-13	98
Noah Hartsock, 2008-12	98
19 Trent Plaisted, 2004-08	97

Double-Doubles

Rk Name, Years	D-D
1 Kresimir Cosic, 1970-73	48
2 John Fairchild, 1964-65	39
3 Alan Taylor, 1976-80	34
4 Bruce Burton, 1960-63	31
5 Steve Trumbo, 1978-82	30
6 Michael Smith, 1983-84, 86-89	29
7 Brett Applegate, 1982-84	28
8 Russell Larson, 1991-95	27
Kyle Collinsworth, 2010-11, 13-16	27
10 Jay Cheesman, 1973-77	25
11 Rafael Araujo, 2002-04	24
Brandon Davies, 2009-13	24
13 Mark Handy, 1973-77	23
Kari Liimo, 1966-69	23
15 Paul Ruffner, 1968-70	22

FRESHMAN SEASON RECORDS

20-Point Games	
Rk Name, Years	#
1 Danny Ainge, 1977-78	18
2 Shawn Bradley, 1990-91	11
3 Mark Bigelow, 1998-99	9
4 Fred Roberts, 1978-79	8
5 Mekeli Wesley, 1997-98	5
Devin Durrant, 1978-79	5
7 Tyler Haws, 2009-10	4
Nick Emery, 2015-16	4
9 Trent Plaisted, 2005-06	3
Matt Carlino, 2011-12	3

3-Point Field Goals

Rk Name, Years	#
1 Mark Bigelow, 1998-99	44
2 Jimmer Fredette, 2007-08	43
3 Matt Carlino, 2011-12	41
4 Michael Vranes, 1998-99	40
5 Robbie Reid, 1993-94	35
6 Nick Emery, 2015-16	33
7 Jonathan Tavernari, 2006-07	29
8 Mike Rose, 2003-04	28
9 Tyler Haws, 2009-10	25
Anson Winder, 2011-12	25
11 Zac Sejlaas, 2015-16	24
12 Todd Christensen, 1995-96	23
Randy Reid, 1992-93	23

BYU'S RECORD WHEN ...

Venue	15-16	H	A	N	Under Rose
Overall	9-5	6-0	0-4	3-1	266-93
Home	6-0	—	—	—	150-15
Away	0-4	—	—	—	76-50
Neutral	3-1	—	—	—	40-28
Lead at the half/end of game...	15-16	H	A	N	Under Rose
BYU leads at the half	7-0	4-0	0-0	3-0	219-27
Opponent leads at the half	1-5	1-0	0-4	0-1	38-61
Score tied at the half	1-0	1-0	0-0	0-0	9-5
BYU leads w/5 min left	9-0	6-0	0-0	3-0	252-9
Opponent leads w/5 min left	0-5	0-0	0-4	0-1	11-82
Score tied w/5 min left	0-0	0-0	0-0	0-0	3-2
BYU leads w/1 min left	9-0	6-0	0-0	3-0	260-2
Opponent leads w/1 min left	0-5	0-0	0-4	0-1	3-86
Score tied w/1 min left	0-0	0-0	0-0	0-0	3-5
Game goes into overtime	0-1	0-0	0-0	0-1	8-8
BYU scores...	15-16	H	A	N	Under Rose
100-plus points	0-0	0-0	0-0	0-0	14-1
90-99 points	4-0	3-0	0-0	1-0	51-3
80-89 points	3-2	2-0	0-1	1-1	89-14
70-79 points	2-2	1-0	0-2	1-0	88-29
60-69 points	0-1	0-0	0-1	0-0	20-40
60 or less points	0-0	0-0	0-0	0-0	4-6
Opponent scores...	15-16	H	A	N	Under Rose
100-plus points	0-0	0-0	0-0	0-0	2-3
90-99 points	4-0	0-0	0-1	0-0	3-11
80-89 points	2-3	2-0	0-2	0-1	17-35
70-79 points	1-0	0-0	0-0	1-0	61-35
60-69 points	4-1	2-0	0-1	2-0	109-9
50-59 points	2-0	2-0	0-0	0-0	54-0
50 or less points	0-0	0-0	0-0	0-0	20-0
BYU double figure scorers	15-16	H	A	N	Under Rose
One player in double figures	0-0	0-0	0-0	0-0	1-4
Two players in double figures	0-0	0-0	0-0	0-0	31-21
Three players in double figures	1-3	0-0	0-2	1-1	91-42
Four players in double figures	5-2	4-0	0-2	1-0	96-21
Five players in double figures	3-0	2-0	0-0	1-0	36-5
Six players in double figures	0-0	0-0	0-0	0-0	10-0
Seven players in double figures	0-0	0-0	0-0	0-0	1-0
Shooting, rebounding and TOs	15-16	H	A	N	Under Rose
BYU shoots 50% or better	5-1	2-0	0-0	3-1	119-10
Opponent shoots 50% or better	2-0	0-0	1-0	1-0	17-32
BYU outshoots opponent	9-2	5-0	0-1	3-1	215-19
Opponent outshoots BYU	2-2	1-0	1-2	0-0	51-71
Teams shoot equal FG%	0-0	0-0	0-0	0-0	1-2
BYU outrebounds opponent	8-1	6-0	0-1	2-0	205-25
Opponent outrebounds BYU	1-3	0-0	0-2	1-1	50-61
BYU, opponent tie in rebounds	0-1	0-0	0-1	0-0	11-7
BYU has a positive TO margin	6-1	4-0	0-1	2-0	167-35
BYU has a negative TO margin	3-1	2-0	0-1	1-0	72-46
BYU, opponent tie in TOs	0-3	0-0	0-2	0-1	27-12
Wins, losses and rest	15-16	H	A	N	Under Rose
Coming off a win	4-5	3-0	0-4	1-1	192-74
Coming off a loss	5-0	3-0	0-0	2-0	74-19
Two-plus days between games	7-5	6-0	0-4	1-1	215-72
One day between games	0-0	0-0	0-0	0-0	37-7
Playing the next day	2-0	0-0	0-0	2-0	14-14
Days	15-16	H	A	N	Under Rose
Monday	0-1	0-0	0-1	0-0	7-3
Tuesday	0-1	0-0	0-0	0-1	37-9
Wednesday	3-1	2-0	0-1	1-0	53-15
Thursday	0-1	0-0	0-1	0-0	32-21
Friday	4-0	3-0	0-0	1-0	28-7
Saturday	2-1	1-0	0-1	1-0	109-38
Christmas Day	1-0	0-0	0-0	1-0	1-0

BYU'S RECORD WHEN ...

On television	15-16	H	A	N	Under Rose
All games on TV	9-5	6-0	0-4	3-1	229-87
On BYUtv	7-0	6-0	0-0	1-0	81-6
On ESPN	0-0	0-0	0-0	0-0	1-3
On ESPN2	0-1	0-0	0-1	0-0	12-18
On ESPN3	2-2	0-0	0-1	2-1	18-8
On ESPNEWS	0-0	0-0	0-0	0-0	1-0
On TWC/ROOT Sports	0-0	0-0	0-0	0-0	7-6
On truTV	0-0	0-0	0-0	0-0	1-4
On CBS	0-0	0-0	0-0	0-0	4-5
On Pac-12 Network	0-2	0-0	0-2	0-0	0-4
Top 25	15-16	H	A	N	Under Rose
vs. a top 25 opponent	0-0	0-0	0-0	0-0	10-27
as a top 25 team	0-0	0-0	0-0	0-0	57-16
Months	15-16	H	A	N	Under Rose
November	4-2	4-0	0-2	0-0	53-14
December	5-3	2-0	0-2	3-1	62-23
January	0-0	0-0	0-0	0-0	61-22
February	0-0	0-0	0-0	0-0	57-13
March	0-0	0-0	0-0	0-0	33-20
April	0-0	0-0	0-0	0-0	0-1
Margin of victory/defeat	15-16	H	A	N	Under Rose
1-4 points	0-2	0-0	0-1	0-1	28-23
5-9 points	3-2	1-0	0-2	2-0	47-27
10-15 points	3-1	3-0	0-1	0-0	68-25
16-19 points	0-0	0-0	0-0	0-0	30-13
20-29 points	0-0	0-0	0-0	0-0	53-5
30-39 points	2-0	1-0	0-0	1-0	26-0
40-49 points	1-0	1-0	0-0	0-0	9-0
50+ points	0-0	0-0	0-0	0-0	5-0

DUNKS

	2015-16	Career
Nate Austin	2	18
Kyle Collinsworth	6	56
Corbin Kaufusi	7	17
Kyle Davis	7	7
BYU	22	
Opponents	16	

LATE GAME FREE THROWS, 5:00-2:00

Player	Season	Career
Nate Austin	0-0 (.000)	5-10 (.500)
Kyle Collinsworth	6-10 (.600)	38-61 (.623)
Corbin Kaufusi	0-2 (.000)	3-8 (.375)
Chase Fischer	8-12 (.667)	12-18 (.667)
Jake Toolson	0-0 (.000)	2-2 (1.000)
Jordan Chatman	1-2 (.500)	1-2 (.500)
Braiden Shaw	2-4 (.500)	2-4 (.500)
Kyle Davis	1-2 (.500)	1-2 (.500)
Nick Emery	2-2 (1.000)	2-2 (1.000)
Totals	20-34 (.588)	
Under Rose	668-917 (.728)	

LATE GAME FREE THROWS, 2:00-0:00

Player	Season	Career
Nate Austin	0-0 (.000)	13-20 (.650)
Kyle Collinsworth	10-16 (.625)	41-66 (.621)
Chase Fischer	15-17 (.882)	18-21 (.857)
Corbin Kaufusi	0-0 (.000)	2-3 (.667)
Braiden Shaw	1-2 (.500)	1-2 (.500)
Nick Emery	8-9 (.889)	8-9 (.889)
Kyle Davis	2-3 (.667)	2-3 (.667)
Zac Seljaas	1-2 (.500)	1-2 (.500)
Totals	37-49 (.755)	
Under Rose	865-1151 (.752)	

2015-16 SCORING BY HALF (BYU-OPPONENT)

Opponent	1st half	Margin	FG %	2nd half	Margin	FG %	OT	Margin	FG %	Final	Margin	FG %
Utah Valley	46-26	+20	41.5-27.8	39-28	+11	39.4-25.0	--	--	--	85-54	+31	40.5-26.4
at Long Beach State	30-36	-6	40.0-35.1	35-30	+5	48.3-26.5	--	--	--	65-66	-1	44.1-31.0
Adams State	42-29	+13	57.6-25.7	55-27	+28	61.1-30.0	--	--	--	97-56	+41	59.4-27.7
Miss. Valley State	44-32	+12	48.4-35.5	31-36	-5	44.0-45.5	--	--	--	75-68	+7	46.6-40.6
Belmont	40-42	-2	43.6-51.5	55-39	+16	48.5-46.2	--	--	--	95-81	+14	45.8-49.2
at Utah	28-51	-23	35.5-52.9	47-32	+15	48.5-34.6	--	--	--	75-83	-8	42.2-45.0
vs. Weber State	39-37	+2	60.0-66.7	34-31	+3	54.5-37.9	--	--	--	73-68	+5	57.7-50.9
Utah State	39-24	+15	44.1-24.2	41-44	-3	41.7-46.9	--	--	--	80-68	+12	42.9-35.4
at Colorado	36-48	-12	38.9-52.6	47-44	+3	39.0-36.7	--	--	--	83-92	-9	39.0-45.6
Central Michigan	44-44	0	48.4-48.5	54-41	+13	60.6-45.2	--	--	--	98-85	+13	54.7-46.9
vs. Harvard	29-31	-2	44.4-42.9	37-35	+2	48.1-48.1	16-19	-3	83.3-66.7	82-85	-3	50.0-47.5
vs. New Mexico	46-38	+8	50.0-50.0	50-28	+22	55.6-40.9	--	--	--	96-66	+30	52.5-45.8
vs. Northern Iowa	38-28	+10	53.6-35.5	46-48	-2	46.4-44.1	--	--	--	84-76	+8	50.0-40.0
at Saint Mary's	27-36	-9	28.2-51.9	47-49	-2	57.6-60.7	--	--	--	74-85	-11	41.7-56.4
at Pacific												
Santa Clara												
San Francisco												
at Gonzaga												
at Portland												
at Loyola Marymount												
at Pepperdine												
Loyola Marymount												
Pepperdine												
Saint Mary's												
Pacific												
at San Francisco												
at Santa Clara												
at San Diego												
San Diego												
Portland												
Gonzaga												
Season Totals	37.7-35.9	+1.9	44.7-42.2	44.1-36.6	7.6	49.3-40.2	16.0-19.0	-3.0	83.3-66.7	83.0-73.8	+9.2	47.2-41.4

* Superlatives in bold

2015-16 Offensive Trends (BYU-Opponent)

Opponent	Points/Point	Points Off TO	2nd Chance Points	Fastbreak Points	Bench Points	Big Run	Big Lead	
Utah Valley	32	18	18	14	21	7	0	
at Long Beach State	40	26	5	23	18	9	4	
Adams State	68	18	22	14	7	9	16	
Miss. Valley State	32	26	13	17	13	8	12	
Belmont	38	32	22	15	16	3	4	
at Utah	34	36	18	18	18	11	9	
vs. Weber State	40	34	18	10	6	10	6	
Utah State	42	22	13	11	11	11	6	
at Colorado	36	37	18	13	15	10	13	
Central Michigan	36	26	9	7	9	10	17	
vs. Harvard	48	32	12	21	11	10	2	
vs. New Mexico	24	22	19	6	8	4	0	
vs. Northern Iowa	34	22	9	24	9	11	2	
at Saint Mary's	30	42	4	6	14	8	0	
at Pacific								
Santa Clara								
San Francisco								
at Gonzaga								
at Portland								
at Loyola Marymount								
at Pepperdine								
Loyola Marymount								
Pepperdine								
Saint Mary's								
Pacific								
at San Francisco								
at Santa Clara								
at San Diego								
San Diego								
Portland								
Gonzaga								
Season Totals	534	393	200	199	176	121	98	
Times Led, Record (W/L/T)	9-2/0-3/0-0	7-1/2-3/0-1	4-5/4-0/1-0	7-3/0-2/2-0	5-0/4-5/0-0			
Under Rose (W/L/T)	172-32/77-59/17-2	209-34/49-53/8-6	168-42/80-47/18-4	193-48/44-31/29-14	155-35/104-55/7-3			

* Superlatives in bold



2015-16 WCC Standings (as of 12/31/15)

	Overall	Pct	WCC	Pct
Saint Mary's	12-1	.923	3-0	1.000
Gonzaga	11-3	.786	3-0	1.000
San Francisco	8-5	.615	2-1	.667
Portland	8-8	.500	2-1	.667
Pacific	3-9	.250	2-1	.667
BYU	9-5	.643	0-1	.000
San Diego	5-7	.417	0-1	.000
Loyola Marymount	7-6	.538	0-2	.000
Pepperdine	7-6	.538	0-2	.000
Santa Clara	4-11	.267	0-3	.000

2015-16 WCC Players of the Week

Nov. 16	Kyle Davis, BYU
Nov. 23	Domantas Sabonis, Gonzaga
Nov. 30	Kyle Collinworth, BYU Kyle Wiltjer, Gonzaga
Dec. 7	Nate Kratch, Santa Clara
Dec. 14	Stacy Davis, Pepperdine
Dec. 21	Domantas Sabonis, Gonzaga
Dec. 28	Alec Wintering, Portland

2015-16 Preseason All-WCC Team

Player	School	Yr.	Pos.
Jared Brownridge	Santa Clara	Jr.	G
Kyle Collinworth	BYU	Sr.	G
Stacy Davis	Pepperdine	Sr.	F
Tim Derksen	San Francisco	Sr.	G
Chase Fischer	BYU	Sr.	G
Przemek Karnowski	Gonzaga	Sr.	C
Domantas Sabonis	Gonzaga	So.	F
T.J. Wallace	Pacific	Jr.	G
Kyle Wiltjer	Gonzaga	Sr.	F
Alec Wintering	Portland	Sr.	G

2015-16 WCC Preseason Poll

Team (First Place Votes)	Points
1. Gonzaga (9)	81
2. BYU (1)	73
3. Pepperdine	62
4. Saint Mary's	58
5. Portland	43
6. Santa Clara	37
7. Pacific	32
7. San Francisco	32
9. San Diego	17
10. Loyola Marymount	15

TEAM

WCC Stats (as of 12/31/15)	All	Conf
Scoring Offense	1	
Scoring Defense	7	
Scoring Margin	3	
FT Percentage	7	
FG Percentage	3	
FG Percentage Defense	3	
3FG Percentage	4	
3FG Percentage Defense	7	
3-Point FG Made/Game	3	
Rebounding Offense	1	
Rebounding Defense	4	
Rebounding Margin	3	
Blocked Shots	3	
Assists	2	
Steals	4	
Turnover Margin	5	
Assist/Turnover Ratio	2	
Offensive Rebounds	4	
Defensive Rebounds	1	
Defensive Reb Pct	2	
Offensive Reb Pct	7	
NCAA Stats (as of 12/28/15)	Rank	Actual
Won-Lost Percentage	90	69.2
Scoring Offense	31	83.7
Scoring Defense	211	72.9
Scoring Margin	65	10.8
Field-Goal Percentage	44	47.7
Field-Goal Pct Defense	86	40.4
3-Point Field Goals/Game	59	8.6
3-Point Field-Goal Pct	64	37.8
3-Point FG Defense	263	36.2
Free-Throw Percentage	224	66.9
Rebound Margin	51	6.3
Assists Per Game	46	16.7
Assist Turnover Ratio	79	1.25
Blocked Shots Per Game	126	3.9
Steals Per Game	145	6.6
Turnovers Per Game	189	13.3
Turnover Margin	189	-0.1
Personal Fouls Per Game	129	18.8

INDIVIDUAL

WCC (as of 12/31/15)	Top BYU player - All	Rank	Top BYU player - Conf	Rank
Scoring	Chase Fischer	4		
Rebounding	Kyle Davis	2		
FG Percentage	Kyle Davis	5		
Assists	Kyle Collinworth	1		
FT Percentage	Chase Fischer	5		
Steals	Kyle Collinworth	1		
3FG Percentage	Zac Seljaas	1		
3FG Made/Game	Chase Fischer	2		
Blocked Shots	Corbin Kaufusi	3		
Assist/TO Ratio	Kyle Collinworth	7		
Offensive Rebounds	Kyle Davis	4		
Defensive Rebounds	Kyle Davis	2		
Minutes Played	Kyle Collinworth	5		
NCAA Stats (as of 12/28/15)	BYU Player	Rank	Actual	
Points Per Game	Chase Fischer Nick Emery	101 231	17.4 15.3	
Field Goal Percentage	Kyle Davis	61	55.6	
3-Point Field Goals Per Game	Chase Fischer Nick Emery	37 126	3.08 2.5	
3-Point Field Goal Percentage	Nick Emery Chase Fischer	123 127	35.7 35.4	
Free-Throw Percentage	Chase Fischer	161	81.4	
Rebounds Per Game	Kyle Davis Kyle Collinworth	14 84	10.6 8.4	
Assists Per Game	Kyle Collinworth	6	7.4	
Blocked Shots Per Game	Corbin Kaufusi	109	1.5	
Steals Per Game	Kyle Collinworth	36	2.15	
Assist Turnover Ratio	Kyle Collinworth	165	2.13	
Double-Doubles	Kyle Davis Kyle Collinworth	17 34	6 5	
Triple-Doubles	Kyle Collinworth	1	2	
Offensive Rebounds Per Game	Kyle Davis Kyle Collinworth	86 172	2.92 2.54	
Defensive Rebounds Per Game	Kyle Davis Kyle Collinworth	11 85	7.69 5.85	

No.	Name	Pos.	Ht.	Wt.	Yr.	Hometown (Previous School)	Pronunciations
1	Chase Fischer	G	6-3	190	Sr.	Ripley, W.Va. (Wake Forest)	
2	Zac Seljaas	G	6-7	215	Fr.	Bountiful, Utah (Bountiful HS)	JAMAL AYTES ATE-s or 8's
3	Elijah Bryant	G	6-5	210	So.	Gwinnett, Ga. (Elon)	BOB MEDINA meh-DEE-nuh
4	Nick Emery	G	6-2	185	Fr.	Alpine, Utah (Lone Peak HS)	
5	Kyle Collinsworth	G	6-6	215	Sr.	Provo, Utah (Provo HS)	CORBIN KAUFUSI KAW-foo-see
12	Alan Hamson	C	7-2	210	Fr.	Lindon, Utah (Pleasant Grove HS)	TERRY NASHIF NASH-if
15	Jake Toolson	G	6-5	205	So.	Gilbert, Ariz. (Highland HS)	
21	Kyle Davis	F	6-8	225	Jr.	Draper, Utah (Utah State)	ZAC SELJAAS SELL-yus
24	Davin Guinn	F	6-5	190	So.	Murrieta, Calif. (UC Riverside)	ROBERT RAMOS RAY-mus
25	Jordan Chatman	G	6-5	195	Fr.	Vancouver, Wash. (Union HS)	
31	Braiden Shaw	F	6-9	210	Fr.	Eagle, Idaho (Eagle HS)	BRAIDEN SHAW BRAY-den
33	Nate Austin	F	6-11	245	Sr.	Alpine, Utah (Lone Peak HS)	
34	Jakob Hartsock	F	6-8	205	Fr.	Bartlesville, Okla. (Bartlesville HS)	
40	Jamal Aytes	F	6-6	235	So.	San Diego, Calif. (UNLV)	
44	Corbin Kaufusi	C	6-10	255	So.	Provo, Utah (Timpview HS)	

Head Coach: Dave Rose, 11th year (Houston, 1983)
 Associate Head Coach: Tim LaComb (Utah, 2006)
 Assistant Coaches: Terry Nashif (BYU, 2005); Quincy Lewis (Wagner, 1993)
 Director of Basketball Operations: Andrew May (BYU, 2010)
 Coordinator of Player Development: Garrett Faucette (BYU, 2008)
 Team Trainer: Robert Ramos (BYU, 1995)
 Strength and Conditioning Coach: Bob Medina (UNLV, 1988)

2015-16 SEASON AND CAREER HIGHS

#	Player		Points	Rebounds	Assists
1	Chase Fischer	Season	41 vs. New Mexico	5, twice, last vs. New Mexico	4 vs. New Mexico
		Career	Same	5, 5 times, last vs. New Mexico (15-16)	5, vs. LBSU, vs. Hawai'i (14-15)
2	Zac Seljaas	Season	25 vs. Central Michigan	5 vs. Central Michigan	3 vs. Central Michigan, vs. Northern Iowa
		Career	Same	Same	Same
4	Nick Emery	Season	27 vs. Belmont	7 vs. Central Michigan	7 vs. MVSU
		Career	Same	Same	Same
5	Kyle Collinsworth	Season	26 vs. Belmont	16 vs. Northern Iowa	11 vs. Utah State
		Career	28 vs. Gonzaga (2015 WCC)	16, twice, last vs. Northern Iowa (15-16)	11, 4 times, last vs. Utah State (15-16)
15	Jake Toolson	Season	7 vs. Weber State	3 vs. Utah Valley, vs. Adams State	3 vs. Adams State
		Career	15 vs. Southern Virginia (14-15)	7 vs. Southern Virginia (14-15)	4 vs. Southern Virginia (14-15)
21	Kyle Davis	Season	23 vs. Harvard	20 vs. Utah Valley	4 vs. Utah State, vs. Central Michigan
		Career	Same	Same	Same
25	Jordan Chatman	Season	8 at Long Beach State, at Saint Mary's	2 vs. Utah Valley, at Long Beach State	2 vs. Adams State
		Career	Same	Same	Same
31	Braiden Shaw	Season	3 vs. Adams State	2 vs. Utah Valley, vs. Adams State	—
		Career	Same	Same	Same
33	Nate Austin	Season	6 at Saint Mary's	14 at Saint Mary's	2, 3 times, last at Saint Mary's
		Career	15 vs. Weber State (11-12)	16 vs. San Francisco (13-14)	4 vs. ENMU (12-13), vs. PVAMU (13-14)
34	Jakob Hartsock	Season	2 vs. Utah Valley	4 vs. Utah Valley	1 vs. Adams State
		Career	Same	Same	Same
40	Jamal Aytes	Season	11 vs. Adams State	6 vs. New Mexico	1 vs. Adams State
		Career	Same	Same	Same
44	Corbin Kaufusi	Season	17 at Long Beach State	10 at Long Beach State	1, 4 times, last at Colorado
		Career	Same	Same	1, 7 times, last at Colorado (15-16)

GEOGRAPHIC BREAKDOWN

Arizona	Jake Toolson
California	Jamal Aytes Davin Guinn
Georgia	Elijah Bryant
Idaho	Braiden Shaw
Oklahoma	Jakob Hartsock
Utah	Nate Austin, Kyle Collinsworth, Kyle Davis, Nick Emery, Alan Hamson, Corbin Kaufusi, Zac Seljaas Corbin Kaufusi
Washington	Jordan Chatman
West Virginia	Chase Fischer

CLASS BREAKDOWN

Seniors	Juniors	Sophomores	Freshmen
Nate Austin Kyle Collinsworth Chase Fischer	Kyle Davis	Jamal Aytes Elijah Bryant Davin Guinn Corbin Kaufusi Jake Toolson	Jordan Chatman Nick Emery Alan Hamson Jakob Hartsock Zac Seljaas Braiden Shaw
*Sitting out 2015-16 due to NCAA transfer rules			

#1 • CHASE FISCHER
6-3 • 190 • SR • GUARD



RIPLEY, WEST VIRGINIA
WAKE FOREST

2015-16 SEASON HIGHS

PTS	41 vs. New Mexico – 12/23/15
1st H	19 vs. New Mexico – 12/23/15
2nd H	26 at Utah – 12/02/15
REB	5, twice, last vs. New Mexico – 12/23/15
AST	4 vs. New Mexico – 12/23/15
STL	4 vs. Weber State – 12/05/15
BLK	1 vs. ASU – 11/20/15
FGM	12 vs. New Mexico – 12/23/15
FGA	21 vs. New Mexico – 12/23/15
3PM	9 vs. New Mexico – 12/23/15
3PA	14 vs. New Mexico – 12/23/15
FTM	8, twice, last vs. Northern Iowa – 12/25/15
FTA	9 vs. New Mexico – 12/23/15

CAREER

PTS	41 vs. New Mexico – 12/23/15
1st H	27 vs. Chaminade – 11/25/14
2nd H	26 at Utah – 12/02/15
REB	5, 5 times, last vs. New Mexico – 12/23/15
AST	5, twice, last vs. Hawai'i – 12/6/14
STL	4 vs. Weber State – 12/05/15
BLK	1, 3 times, last vs. ASU – 11/20/15
FGM	12 vs. New Mexico – 12/23/15
FGA	21 vs. New Mexico – 12/23/15
3PM	10 vs. Chaminade – 11/25/14
3PA	14 vs. New Mexico – 12/23/15
FTM	8, twice, last vs. Northern Iowa – 12/25/15
FTA	9 vs. New Mexico – 12/23/15

MISCELLANEOUS

	15-16	Career
Double-Figure Points	9 (7-2)	30 (25-5)
20-plus Points	8 (6-2)	14 (11-3)
Double-Figure Reb	0 (0-0)	0 (0-0)
Double-Doubles	0 (0-0)	0 (0-0)
3-plus Steals	2 (2-0)	3 (3-0)
3-plus Blocks	0 (0-0)	0 (0-0)
3-plus 3-point FG	9 (8-1)	26 (22-4)
Scoring Leader	7 (5-2)	11 (9-2)
Rebound Leader	0 (0-0)	0 (0-0)
Assist Leader	0 (0-0)	0 (0-0)

CAREER STATISTICS (ALL GAMES)

Year	GP	GS	Min	Avg	FG	FGA	Pct	3FG	FGA	Pct	FT	FTA	Pct	Off	Def	TR	Avg	PF	FO	A	TO	Blk	Stl	Pts	Avg
2014-15	34	33	914	26.9	147	351	.419	103	248	.415	51	65	.785	10	64	74	2.2	50	0	67	49	2	25	448	13.2
2015-16	14	14	445	31.8	77	187	.412	42	121	.347	51	63	.810	6	25	31	2.2	25	1	24	26	1	15	247	17.6
TOTAL	48	47	1359	28.3	224	538	.416	145	369	.393	102	128	.797	16	89	105	2.2	75	1	91	75	3	40	695	14.5

CAREER STATISTICS (CONFERENCE GAMES)

Year	GP	GS	Min	Avg	FG	FGA	Pct	3FG	FGA	Pct	FT	FTA	Pct	Off	Def	TR	Avg	PF	FO	A	TO	Blk	Stl	Pts	Avg
2014-15	17	16	416	24.5	69	164	.421	48	115	.417	26	32	.813	6	33	39	2.3	19	0	28	21	1	12	212	12.5
2015-16	1	1	34	34.0	8	18	.444	2	8	.250	3	4	.750	0	1	1	1.0	4	0	2	2	0	0	21	21.0
TOTAL	18	17	450	25.0	77	182	.423	50	123	.407	29	36	.806	6	34	40	2.2	23	0	30	23	1	12	233	12.9

2015-16 SEASON — PPG: 17.6 RPG: 2.2 APG: 1.7 SPG: 1.1 BPG: 0.1 FG%: .412 3FG%: .347 FT%: .810

2015-16 • Senior

- A team captain
- Named to the Diamond Head Classic All-Tournament Team
- Scored 26 points and hit 8 of 8 FTs vs. Northern Iowa
- Scored a career-high 41 points and hit 9 3s – both Diamond Head Classic records – against New Mexico ... also had 5 boards and 4 assists
- Scored 19 points – all in the second half – on 5 3-pointers and added 2 rebounds, 3 assists and 1 steal vs. Belmont
- Scored 26 points – all in the second half – on 8 of 15 shooting from the field and 7 of 8 shooting from the free throw line at Utah
- Totaled 21 points and added 5 rebounds and 4 steals vs. Weber State
- Had 24 points vs. Utah State, his 3rd-straight 20-plus point game

2014-15 • Junior

- A team captain
- Ranked 10th in the nation in 3-point field goals, 18th in 3-point field goals per game, 22nd in 3-point field goal attempts and 27th in 3-point field-goal percentage
- Ranked 1st in the WCC in 3-point field goals made, 8th in 3-point field goal percentage and 13th in scoring
- Set the BYU record for 3-pointers in a game with 10 vs. Chaminade at the Maui Invitational
- Ranked 2nd in BYU history for 3-pointers in a single season (103) and 4th in 3-point field goal percentage (.415, minimum 70 3-point field goals made)
- Ranked 2nd in BYU history for games with 5 3-pointers (8) and is tied for second in games with 3 3-pointers (17)

Before BYU

- Played in 62 games and started six times for the Wake Forest Demon Deacons in 2011-12 and 2012-13
- A team captain as a sophomore in 2012-13
- As a sophomore averaged 4.5 points and 1.1 rebounds in 14.2 minutes per game while shooting .395 from the field, .422 from three and .600 from the free-throw line
- Scored a career-high 15 points while hitting a career-best 5 of 8 from three vs. High Point on Dec. 5, 2012
- Scored in double figures five times and hit two-plus threes 10 times
- As a freshman in 2011-12 averaged 6.3 points, 2.2 rebounds and 1.5 assists in 26.1 minutes per game and shot .350 from the field, .320 from three and .821 from the free-throw line
- Scored in double figures nine times and hit two-plus threes 12 times
- Prepped at Ripley High School
- A 2011 first-team Parade All-American
- 2011 Gatorade Boys Basketball Player of the Year for the state of West Virginia and a McDonald's All-America nominee
- Two-time first team all-state selection in 2009-10 and 2010-11
- Received the 2011 Bill Evans Award, which goes to the state's player of the year (was second in the voting as a junior)

Personal

- Parents are John and Robin Fischer
- Older brother Noah played college basketball at Marshall and University of Charleston
- Before committing to Wake Forest was also recruited by Marshall, Ohio, UCF and VCU

2015-16 GAME-BY-GAME

Opponent	Date	GS	Min	FG	FGA	Pct	3FG	FGA	Pct	FT	FTA	Pct	Off	Def	TR	Avg	PF	FO	A	TO	Blk	Stl	Pts	Avg	
Utah Valley	11/13/15	*	27	7	13	.538	3	7	.429	3	3	1.000	0	1	1	1.0	0	0	1	1	0	1	20	20.0	
at Long Beach State	11/16/15	*	25	1	7	.143	0	4	.000	0	0	.000	0	0	0	0.5	5	1	2	2	0	0	2	11.0	
Adams State	11/20/15	*	25	2	9	.222	1	8	.125	2	2	1.000	0	3	3	1.3	1	0	3	3	1	0	7	9.7	
Mississippi Valley State	11/25/15	*	27	3	10	.300	3	10	.300	0	0	.000	1	1	2	1.5	1	0	2	2	0	0	9	9.5	
Belmont	11/28/15	*	33	5	16	.313	5	10	.500	4	6	.667	1	1	2	1.6	1	0	3	1	0	1	19	11.4	
at Utah	12/02/15	*	36	8	15	.533	3	7	.429	7	8	.875	0	2	2	1.7	1	0	1	3	0	2	26	13.8	
vs. Weber State	12/05/15	*	35	7	12	.583	4	8	.500	3	4	.750	0	5	5	2.1	1	0	1	4	0	4	21	14.9	
Utah State	12/09/15	*	35	7	16	.438	4	9	.444	6	6	1.000	0	4	4	2.4	1	0	0	4	0	3	24	16.0	
at Colorado	12/12/15	*	27	2	14	.143	0	9	.000	0	1	.000	2	1	3	2.4	2	0	0	2	0	2	4	14.7	
Central Michigan	12/18/15	*	37	8	17	.471	4	12	.333	3	5	.600	0	0	0	2.2	3	0	3	0	0	1	23	15.5	
vs. Harvard	12/22/15	*	30	0	5	.000	0	4	.000	4	7	.571	0	2	2	2.2	2	0	1	0	0	0	4	14.5	
vs. Auburn/New Mexico	12/23/15	*	37	12	21	.571	9	14	.643	8	9	.889	2	3	5	2.4	0	0	4	0	0	0	41	16.7	
vs. Northern Iowa	12/25/15	*	37	7	14	.500	4	11	.364	8	8	1.000	0	1	1	2.3	3	0	1	2	0	1	26	17.4	
at Saint Mary's	12/31/15	*	34	8	18	.444	2	8	.250	3	4	.750	0	1	1	2.2	4	0	2	2	0	0	21	17.6	
at Pacific	01/02/16																								
Santa Clara	01/07/16																								
San Francisco	01/09/16																								
at Gonzaga	01/14/16																								
at Portland	01/16/16																								
at Loyola Marymount	01/21/16																								
at Pepperdine	01/23/16																								
Loyola Marymount	01/28/16																								
Pepperdine	01/30/16																								
Saint Mary's	02/04/16																								
Pacific	02/06/16																								
at San Francisco	02/11/16																								
at Santa Clara	02/13/16																								
at San Diego	02/18/16																								
San Diego	02/20/16																								
Portland	02/25/16																								
Gonzaga	02/27/16																								
Totals			14	445	77	187	.412	42	121	.347	51	63	.810	6	25	31	2.2	25	1	24	26	1	15	247	17.6

#2 • ZAC SELJAAS
6-7 • 215 • FR • GUARD



BOUNTIFUL, UTAH
BOUNTIFUL HS

2015-16 SEASON — PPG: 7.1 RPG: 1.5 APG: 0.5 SPG: 0.5 BPG: 0.2 FG%: .593 3FG%: .615 FT%: .571

2015-16 • Freshman

- Totaled career highs of 25 points, 7 3s, 5 rebounds, 3 assists and 2 steals vs. Central Michigan ... his 7 3s are the second most in a single game by a BYU freshman
- Hit 3 of 3 from 3, scored 12 points and added 3 rebounds, 3 assists and 1 steal vs. Northern Iowa
- Hit a pair of 3s for 6 points and added 1 rebound against Adams State
- Was 6 of 8 and 3 of 5 from 3-point range in the second half against Colorado finishing with career-high 18 points on 7 of 11 shooting
- Had 8 points, hit 2 3-pointers and added 2 rebounds and 1 steal vs. Harvard

Before BYU

- A four-year letterman for coach Mike Maxwell at Bountiful High School
- Finished Bountiful career with totals of 1,704 points, 494 rebounds, 325 assists, 140 steals and 217 3-point field goals
- Named the Utah Gatorade Player of the Year
- Named the 4A MVP and first-team all-state by the Deseret News, received All-Tribune (top players in the state regardless of classification) honors from the Salt Lake Tribune and named the Standard Examiner All-Area MVP
- Led Bountiful to a record of 22-6 overall and 14-0 in Region and the 4A state title
- Averaged 25.4 points, 6.1 rebounds, 4.3 assists and 1.7 steals and hit 82 threes
- Named to the 4A all-state first team by the Deseret News and the Salt Lake Tribune as a junior

- Led Bountiful to a record of 26-1 overall and 14-0 in Region 6 and the 4A state title
- Averaged 18.6 points, 6.1 rebounds, 3.6 assists and 1.7 steals and hit 70 threes
- Posted season highs of 33 points, 13 rebounds, 8 assists and 5 steals
- Named to the 4A all-state second team by the Deseret News and the Salt Lake Tribune as a sophomore
- Led Bountiful to a record of 21-4 overall and 10-0 in Region 6 and the 4A state semifinals
- Averaged 15.3 points, 4.3 rebounds, 3.2 assists and 1.3 steals and hit 49 threes
- Ranked 58th among small forwards in the class of 2015 by ESPN.com
- Played AAU basketball for the Utah Prospects and was coached by Lynn Lloyd

Personal

- Parents are Gary and Carleen Seljaas
- Has two sisters and one brother
- Sister Nancy played at BYU from 2002-05

2015-16 SEASON HIGHS

PTS	25 vs. CMU – 12/1/8/15
1st H	6, twice, last vs. Harvard – 12/22/15
2nd H	19 vs. CMU – 12/1/8/15
REB	5 vs. CMU – 12/1/8/15
AST	3 vs. CMU – 12/1/8/15
STL	2, twice, last vs. New Mexico – 12/23/15
BLK	1, twice, last vs. Utah State – 12/09/15
FGM	9 vs. CMU – 12/1/8/15
FGA	13 vs. CMU – 12/1/8/15
3PM	7 vs. CMU – 12/1/8/15
3PA	9 vs. CMU – 12/1/8/15
FTM	1 vs. Weber State – 12/05/15
FTA	2 vs. Weber State – 12/05/15

MISCELLANEOUS

	15-16	Career
Double-Figure Points	3 (2-1)	3 (2-1)
20-plus Points	1 (1-0)	1 (1-0)
Double-Figure Reb	0 (0-0)	0 (0-0)
Double-Doubles	0 (0-0)	0 (0-0)
3-plus Steals	0 (0-0)	0 (0-0)
3-plus Blocks	0 (0-0)	0 (0-0)
3-plus 3-point FG	3 (2-1)	3 (2-1)
Scoring Leader	1 (1-0)	1 (1-0)
Rebound Leader	0 (0-0)	0 (0-0)
Assist Leader	0 (0-0)	0 (0-0)

2015-16 GAME-BY-GAME

Opponent	Date	GS	Min	FG	FGA	Pct	3FG	FGA	Pct	FT	FTA	Pct	Off	Def	TR	Avg	PF	FO	A	TO	Blk	Stl	Pts	Avg
Utah Valley	11/13/15		10	1	4	.250	1	3	.333	0	0	.000	0	2	2	2.0	0	0	0	1	0	0	3	3.0
at Long Beach State	11/16/15		2	0	0	.000	0	0	.000	0	0	.000	0	0	0	1.0	0	0	0	1	0	0	0	1.5
Adams State	11/20/15		5	2	2	1.000	2	2	1.000	0	0	.000	0	1	1	1.0	1	0	0	0	0	0	6	3.0
Mississippi Valley State	11/25/15		11	1	4	.250	1	3	.333	0	0	.000	0	2	2	1.3	0	0	0	2	0	0	3	3.0
Belmont	11/28/15																							
DNP																								
at Utah	12/02/15		6	1	2	.500	0	1	.000	0	0	.000	0	0	0	1.0	0	0	0	0	0	0	2	2.8
vs. Weber State	12/05/15		15	1	2	.500	0	1	.000	1	2	.500	0	1	1	1.0	2	0	0	0	0	0	3	2.8
Utah State	12/09/15		9	1	2	.500	1	2	.500	0	0	.000	0	0	0	0.9	2	0	0	0	1	0	3	2.9
at Colorado	12/12/15		22	7	11	.636	4	7	.571	0	0	.000	1	2	3	1.1	3	0	0	0	0	1	18	4.8
Central Michigan	12/18/15		30	9	13	.692	7	9	.778	0	0	.000	1	4	5	1.6	1	0	3	0	0	2	25	7.0
vs. Harvard	12/22/15		27	3	6	.500	2	4	.500	0	0	.000	0	2	2	1.6	5	1	0	2	0	1	8	7.1
vs. Auburn/New Mexico	12/23/15		16	2	3	.667	2	2	1.000	0	0	.000	0	1	1	1.5	2	0	1	0	0	2	6	7.0
vs. Northern Iowa	12/25/15		29	3	3	1.000	3	3	1.000	3	5	.600	0	3	3	1.7	3	0	3	1	0	1	12	7.4
at Saint Mary's	12/31/15		17	1	2	.500	1	2	.500	0	0	.000	0	0	0	1.5	1	0	0	0	0	0	3	7.1
at Pacific	01/02/16																							
Santa Clara	01/07/16																							
San Francisco	01/09/16																							
at Gonzaga	01/14/16																							
at Portland	01/16/16																							
at Loyola Marymount	01/21/16																							
at Pepperdine	01/23/16																							
Loyola Marymount	01/28/16																							
Pepperdine	01/30/16																							
Saint Mary's	02/04/16																							
Pacific	02/06/16																							
at San Francisco	02/11/16																							
at Santa Clara	02/13/16																							
at San Diego	02/18/16																							
San Diego	02/20/16																							
Portland	02/25/16																							
Gonzaga	02/27/16																							
Totals			0	199	32	.593	24	39	.615	4	7	.571	2	18	20	1.5	20	1	7	6	2	7	92	7.1

CAREER STATISTICS (ALL GAMES)

Year	GP	GS	Min	Avg	FG	FGA	Pct	3FG	FGA	Pct	FT	FTA	Pct	Off	Def	TR	Avg	PF	FO	A	TO	Blk	Stl	Pts	Avg
2015-16	13	0	199	15.3	32	54	.593	24	39	.615	4	7	.571	2	18	20	1.5	20	1	7	6	2	7	92	7.1
TOTAL	13	0	199	15.3	32	54	.593	24	39	.615	4	7	.571	2	18	20	1.5	20	1	7	6	2	7	92	7.1

CAREER STATISTICS (CONFERENCE GAMES)

Year	GP	GS	Min	Avg	FG	FGA	Pct	3FG	FGA	Pct	FT	FTA	Pct	Off	Def	TR	Avg	PF	FO	A	TO	Blk	Stl	Pts	Avg
2015-16	1	0	17	17.0	1	2	.500	1	2	.500	0	0	.000	0	0	0	0.0	1	0	0	0	0	0	3	3.0
TOTAL	1	0	17	17.0	1	2	.500	1	2	.500	0	0	.000	0	0	0	0.0	1	0	0	0	0	0	3	3.0

#4 • NICK EMERY
6-2 • 185 • FR • GUARD



ALPINE, UTAH
LONE PEAK HS

2015-16 SEASON — PPG: 15.0 RPG: 3.3 APG: 2.5 SPG: 1.2 BPG: 0.1 FG%: .414 3FG%: .363 FT%: .917

2015-16 • Freshman

- Has made 20-straight from the free throw line
- Scored 20 points, hit 5 of 10 from 3 and added 4 assists vs. New Mexico
- Totaled 20 points, 2 rebounds, 6 assists and 3 steals and hit 2 3s against Adams State
- Let BYU with 18 points and 7 rebounds vs. MVSU
- Scored 27 points, hit 5 3-pointers and added 4 rebounds, 4 assists and 2 steals vs. Belmont
- Totaled 17 points and a career-best 6 rebounds vs. Utah State
- Led BYU with 23 points at Colorado

Before BYU

- A four-year starter for Quincy Lewis at Lone Peak High School
- Career totals of 1,953 points (first all-time at Lone Peak) and 269 threes and averages of 19.9 points and 2.7 threes per game
- Career highs of 39 points, 8 threes, 10 rebounds, 8 assists and 8 steals
- As a senior, helped lead Lone Peak to 26-1 record, the 2012-13 MaxPreps.com National Title and the 5A Utah state title
- Averaged 17.9 points, 3.8 rebounds, 3.7 assists and 2.9 steals as a senior
- Named a third-team All-American by MaxPreps.com
- Named the 2012-13 Mr. Basketball by the Deseret News, the 5A MVP by the Salt Lake Tribune, the Utah Gatorade Player of the Year and the Valley Player of the Year by the Daily Herald

- As a junior averaged 21.6 points, 3.4 threes, 4.0 rebounds, 2.3 assists and 2.4 steals and led Lone Peak to a 22-3 record, the 5A state title and a No. 24 national ranking (Maxpreps.com)
- Named the 5A MVP by the Deseret News, first-team all-state by the Salt Lake Tribune and Valley Player of the Year by the Daily Herald
- As a sophomore averaged 21.7 points and 2.8 threes per game and led Lone Peak to a 24-1 record, the 5A state title and a No. 21 national ranking (Maxpreps.com)
- Named the 5A MVP by the Deseret News, Utah Gatorade Player of the Year and first-team all-state by the Salt Lake Tribune
- In the class of 2013 is ranked No. 45 by ESPN.com, No. 79 by Scout.com and No. 89 by Rivals.com
- Ranked No. 9 by ESPN.com and No. 18 by Rivals.com among point guards in the class of 2013
- Ranked No. 19 among shooting guards by Scout.com
- Played for the Utah Reign Travel Team
- Named a top performer at the 2012 Philly Hoop Group Jamfest
- Attended the CP3 Elite Guard Camp run by Chris Paul and the NBPA Top 100 camp at the University of Virginia
- Also played for Salt Lake Metro and was coached by Golden Holt, Marty Haws and Dave Hammer

2015-16 SEASON HIGHS

PTS	27 vs. Belmont – 11/28/15
1st H	16 vs. ASU – 11/20/15
2nd H	18 at Colorado – 12/12/15
REB	7 vs. CMU – 12/18/15
AST	7 vs. MVSU – 11/25/15
STL	3 vs. ASU – 11/20/15
BLK	1 at Colorado, 12/12/15
FGM	9, twice, last vs. Belmont – 11/28/15
FGA	17 vs. Belmont – 11/28/15
3PM	5, twice, last vs. New Mexico – 12/23/15
3PA	11, twice, last at Colorado – 12/12/15
FTM	4 vs. Belmont – 11/28/15
FTA	4 vs. Belmont – 11/28/15

MISCELLANEOUS

	15-16	Career
Double-Figure Points	12 (8-4)	12 (8-4)
20-plus Points	4 (3-1)	4 (3-1)
Double-Figure Reb	0 (0-0)	0 (0-0)
Double-Doubles	0 (0-0)	0 (0-0)
3-plus Steals	1 (1-0)	1 (1-0)
3-plus Blocks	0 (0-0)	0 (0-0)
3-plus 3-point FG	7 (4-3)	7 (4-3)
Scoring Leader	4 (3-1)	4 (3-1)
Rebound Leader	0 (0-0)	0 (0-0)
Assist Leader	2 (2-0)	2 (2-0)

2015-16 GAME-BY-GAME

Opponent	Date	GS	Min	FG	FGA	Pct	3FG	FGA	Pct	FT	FTA	Pct	Off	Def	TR	Avg	PF	FO	A	TO	Blk	Stl	Pts	Avg
Utah Valley	11/13/15		22	4	11	.364	1	2	.500	1	2	.500	0	4	4	4.0	0	0	3	2	0	0	10	10.0
at Long Beach State	11/16/15		24	1	8	.125	0	4	.000	0	0	.000	0	3	3	3.5	1	0	0	2	0	1	2	6.0
Adams State	11/20/15		24	9	14	.643	2	6	.333	0	0	.000	0	2	2	3.0	1	0	6	0	0	3	20	10.7
Mississippi Valley State	11/25/15	*	34	7	14	.500	3	10	.300	1	2	.500	0	2	2	2.8	1	0	7	1	0	2	18	12.5
Belmont	11/28/15	*	33	9	17	.529	5	11	.455	4	4	1.000	1	3	4	3.0	3	0	4	2	0	2	27	15.4
at Utah	12/02/15	*	33	3	15	.200	3	8	.375	2	2	1.000	0	4	4	3.2	5	1	0	2	0	0	11	14.7
vs. Weber State	12/05/15																							
Utah State	12/09/15		29	6	13	.462	3	7	.429	2	2	1.000	1	5	6	3.6	2	0	1	2	0	0	17	15.0
at Colorado	12/12/15	*	31	8	16	.500	4	11	.364	3	3	1.000	1	3	4	3.6	3	0	2	4	1	2	23	16.0
Central Michigan	12/18/15	*	35	5	14	.357	2	6	.333	0	0	.000	1	6	7	4.0	4	0	4	1	0	2	12	15.6
vs. Harvard	12/22/15	*	31	5	12	.417	1	4	.250	2	2	1.000	0	1	1	3.7	5	1	0	1	0	2	13	15.3
vs. New Mexico	12/23/15	*	35	7	12	.583	5	10	.500	1	1	1.000	0	0	0	3.4	2	0	4	2	0	1	20	15.7
vs. Northern Iowa	12/25/15	*	25	2	9	.222	1	5	.200	6	6	1.000	1	2	3	3.3	4	0	0	0	0	0	11	15.3
at Saint Mary's	12/31/15	*	30	4	14	.286	3	7	.429	0	0	.000	2	1	3	3.3	2	0	2	0	0	0	11	15.0
at Pacific	01/02/16																							
Santa Clara	01/07/16																							
San Francisco	01/09/16																							
at Gonzaga	01/14/16																							
at Portland	01/16/16																							
at Loyola Marymount	01/21/16																							
at Pepperdine	01/23/16																							
Loyola Marymount	01/28/16																							
Pepperdine	01/30/16																							
Saint Mary's	02/04/16																							
Pacific	02/06/16																							
at San Francisco	02/11/16																							
at Santa Clara	02/13/16																							
at San Diego	02/18/16																							
San Diego	02/20/16																							
Portland	02/25/16																							
Gonzaga	02/27/16																							
Totals			9	386	70	.414	33	91	.363	22	24	.917	7	36	43	3.3	33	2	33	19	1	15	195	15.0

CAREER STATISTICS (ALL GAMES)

Year	GP	GS	Min	Avg	FG	FGA	Pct	3FG	FGA	Pct	FT	FTA	Pct	Off	Def	TR	Avg	PF	FO	A	TO	Blk	Stl	Pts	Avg
2015-16	13	9	386	29.7	70	169	.414	33	91	.363	22	24	.917	7	36	43	3.3	33	2	33	19	1	15	195	15.0
TOTAL	13	9	386	29.7	70	169	.414	33	91	.363	22	24	.917	7	36	43	3.3	33	2	33	19	1	15	195	15.0

CAREER STATISTICS (CONFERENCE GAMES)

Year	GP	GS	Min	Avg	FG	FGA	Pct	3FG	FGA	Pct	FT	FTA	Pct	Off	Def	TR	Avg	PF	FO	A	TO	Blk	Stl	Pts	Avg
2015-16	1	1	30	30.0	4	14	.286	3	7	.429	0	0	.000	2	1	3	3.0	2	0	2	0	0	0	11	11.0
TOTAL	1	1	30	30.0	4	14	.286	3	7	.429	0	0	.000	2	1	3	3.0	2	0	2	0	0	0	11	11.0

#5 • KYLE COLLINSWORTH
6-6 • 215 • SR • GUARD



PROVO, UTAH
PROVO HS

2015-16 SEASON HIGHS

PTS	26 vs. Belmont – 11/28/15
1st H	13, twice, last vs. Belmont – 11/28/15
2nd H	13, twice, last vs. Harvard – 12/22/15
REB	13 at LBSU – 11/16/15
AST	11 vs. Utah State – 12/09/15
STL	5 vs. New Mexico – 12/23/15
BLK	2, 3 times, last vs. Utah State – 12/09/15
FGM	9 vs. Belmont – 11/28/15
FGA	19 vs. Belmont – 11/28/15
3PM	2 at Utah – 12/02/15
3PA	4 vs. UVU – 11/13/15
FTM	9 vs. Harvard – 12/22/15
FTA	11 vs. Harvard – 12/22/15

CAREER

PTS	28 vs. Gonzaga – 3/10/15
1st H	17 vs. Gonzaga – 3/10/15
2nd H	16 vs. SDSU – 11/24/14
REB	16 vs. LMU – 3/8/14
AST	11, 4 times, last vs. Utah State – 12/09/15
STL	6 vs. Purdue – 11/26/14
BLK	3, twice, last vs. LMU – 1/11/14
FGM	10 vs. LMU – 3/8/14
FGA	22 vs. Gonzaga – 3/10/15
3PM	2, twice, last at UMass – 1/1/11
3PA	5 vs. Fresno Pacific – 1/1/11
FTM	10 at Utah State – 12/2/14
FTA	13 vs. Portland – 12/29/14

MISCELLANEOUS

	15-16	Career
Double-Figure Points	12 (8-4)	77 (56-21)
20-plus Points	2 (1-1)	11 (9-2)
Double-Figure Reb	4 (3-1)	31 (25-6)
Double-Doubles	5 (4-1)	27 (22-5)
3-plus Steals	4 (3-1)	29 (24-5)
3-plus Blocks	0 (0-0)	1 (1-0)
3-plus 3-point FG	0 (0-0)	0 (0-0)
Scoring Leader	1 (0-1)	11 (8-3)
Rebound Leader	5 (3-2)	54 (40-14)
Assist Leader	12 (7-5)	60 (40-20)

CAREER STATISTICS (ALL GAMES)

Year	GP	GS	Min	Avg	FG	FGA	Pct	3FG	FGA	Pct	FT	FTA	Pct	Off	Def	TR	Avg	PF	FO	A	TO	Blk	Stl	Pts	Avg
2010-11	36	27	926	25.7	78	162	.481	7	27	.259	46	81	.568	55	128	183	5.1	73	1	75	56	16	39	209	5.8
2013-14	34	34	1136	33.4	175	352	.497	8	22	.364	117	203	.576	85	190	275	8.1	82	1	156	89	15	57	475	14.0
2014-15	33	33	1019	30.9	158	335	.472	6	21	.286	134	182	.736	81	205	286	8.7	73	1	197	96	11	59	456	13.8
2015-16	14	14	475	33.9	73	168	.435	3	18	.167	49	74	.662	34	81	115	8.2	31	0	102	48	11	28	198	14.1
TOTAL	117	108	3556	30.4	484	1017	.476	24	88	.273	346	540	.641	255	604	859	7.3	259	3	530	289	53	183	1338	11.4

CAREER STATISTICS (CONFERENCE GAMES)

Year	GP	GS	Min	Avg	FG	FGA	Pct	3FG	FGA	Pct	FT	FTA	Pct	Off	Def	TR	Avg	PF	FO	A	TO	Blk	Stl	Pts	Avg
2010-11	15	10	365	24.3	26	57	.456	3	8	.375	23	31	.742	20	59	79	5.3	31	1	32	26	8	10	78	5.2
2013-14	18	18	583	32.4	93	181	.514	3	8	.375	65	112	.580	51	86	137	7.6	43	1	82	48	6	37	254	14.1
2014-15	17	17	539	31.7	85	173	.491	1	9	.111	64	86	.744	45	113	158	9.3	36	1	104	39	6	27	235	13.8
2015-16	1	1	35	35.0	4	15	.267	0	1	.000	0	0	.000	1	5	6	6.0	3	0	6	3	1	0	8	8.0
TOTAL	51	46	1522	29.8	208	426	.488	7	26	.269	152	229	.664	117	263	380	7.5	113	3	224	116	21	74	575	11.3

2015-16 SEASON — PPG: 14.1 RPG: 8.2 APG: 7.3 SPG: 2.0 BPG: 0.8 FG%: .435 3FG%: .167 FT%: .662

2015-16 • Senior

- A team captain
- A candidate for the Bob Cousy Award, Wooden Award, Naismith Trophy and Oscar Robertson Trophy
- An Allstate NABC Good Works Team nominee
- Has 2 triple-doubles and 5 double-doubles this season
- Posted a season-best 16 rebounds to go with 12 points, 6 assists and 3 steals vs. Northern Iowa
- Totaled 26 points, 10 rebounds and 10 assists for his first triple-double of the season and 7th of his career to become the NCAA career leader
- Tied BYU career record for 10-assist games with a double-double of 15 points and 10 assists against Weber State in Salt Lake City
- Tied his career high with 11 assists vs. Utah State

In 2014-15 • Junior

- A team captain
- Named to the Lute Olson All-America Team and an AP Honorable Mention All-American
- Named to the All-WCC First Team and the WCC All-Tournament Team
- Named to the USBWA All-District First Team and the NABC All-District Second Team
- Was a candidate for the Cousy Award
- Four-time WCC Player of the Week (Dec. 8, Dec. 30, Feb. 9, March 2)
- Named to the All-High Major Third Team by CollegeSportsMadness.com
- Named the Comeback Player of the Year at the 2015 Y Awards
- Set the NCAA single-season record and tied the NCAA career record with 6 triple-doubles

- The only player in the NCAA ranked in the top 100 in rebounds (42nd), assists (16th) and steals (71st)
- Led the NCAA in triple-doubles, was 15th in total assists, 16th in assists per game, 23rd in double-doubles, 39th in defensive rebounds per game, 42nd in rebounds per game, 43rd in total rebounds

In 2013-14 • Sophomore

- A team captain
- Named to the All-WCC First Team and the WCC All-Tournament Team
- One of four players in the NCAA ranked in the top 100 in rebounds and assists

In 2010-11 • Freshman

- Averaged 5.8 points, 5.1 rebounds, 2.1 assists and 1.1 steals

Before BYU

- Played for Craig Drury and helped Provo High to state titles as a freshman and sophomore
- Named Deseret News Mr. Basketball, Salt Lake Tribune Male Athlete of the Year and Utah Gatorade Player of the Year as a senior

Personal

- Parents are Jeff and Alisa
- Wife Shea Martinez-Collinsworth is an All-American track athlete at BYU
- Has two sisters and two brothers
- Brother is Chris Collinsworth, a former forward for the Cougars
- Served a mission for The Church of Jesus Christ of Latter-day Saints in Russia

2015-16 GAME-BY-GAME

Opponent	Date	GS	Min	FG	FGA	Pct	3FG	FGA	Pct	FT	FTA	Pct	Off	Def	TR	Avg	PF	FO	A	TO	Blk	Stl	Pts	Avg	
Utah Valley	11/13/15	*	28	6	17	.353	0	4	.000	5	5	1.000	6	3	9	9.0	1	0	7	3	1	1	17	17.0	
at Long Beach State	11/16/15	*	31	4	9	.444	0	0	.000	4	9	.444	3	10	13	11.0	3	0	6	7	0	2	12	14.5	
Adams State	11/20/15	*	25	5	7	.714	0	0	.000	2	3	.667	1	5	6	9.3	2	0	4	1	2	2	12	13.7	
Mississippi Valley State	11/25/15	*	34	3	7	.429	0	0	.000	5	6	.833	1	7	8	9.0	2	0	4	2	2	4	11	13.0	
Belmont	11/28/15	*	35	9	19	.474	0	1	.000	8	10	.800	5	5	10	9.2	1	0	10	2	0	2	26	15.6	
at Utah	12/02/15	*	33	6	13	.462	2	3	.667	1	5	.200	3	6	9	9.2	4	0	5	4	0	2	15	15.5	
vs. Weber State	12/05/15	*	36	6	12	.500	0	1	.000	3	6	.500	1	3	4	8.4	1	0	10	4	0	1	15	15.4	
Utah State	12/09/15	*	35	3	11	.273	0	1	.000	2	5	.400	0	7	7	8.3	3	0	11	3	2	1	8	14.5	
at Colorado	12/12/15	*	35	6	18	.333	1	2	.500	4	5	.800	1	5	6	8.0	2	0	6	2	0	1	17	14.8	
Central Michigan	12/18/15	*	38	5	8	.625	0	2	.000	2	4	.500	5	5	10	8.2	3	0	10	3	1	1	12	14.5	
vs. Harvard	12/22/15	*	44	7	13	.538	0	1	.000	9	11	.818	2	4	6	8.0	3	0	8	7	0	3	23	15.3	
vs. New Mexico	12/23/15	*	29	4	10	.400	0	1	.000	2	3	.667	1	4	5	7.8	2	0	9	2	1	5	10	14.8	
vs. Northern Iowa	12/25/15	*	37	5	9	.556	0	1	.000	2	2	1.000	4	12	16	8.4	1	0	6	5	1	3	12	14.6	
at Saint Mary's	12/31/15	*	35	4	15	.267	0	1	.000	0	0	.000	1	5	6	8.2	3	0	6	3	1	0	8	14.1	
at Pacific	01/02/16																								
Santa Clara	01/07/16																								
San Francisco	01/09/16																								
at Gonzaga	01/14/16																								
at Portland	01/16/16																								
at Loyola Marymount	01/21/16																								
at Pepperdine	01/23/16																								
Loyola Marymount	01/28/16																								
Pepperdine	01/30/16																								
Saint Mary's	02/04/16																								
Pacific	02/06/16																								
at San Francisco	02/11/16																								
at Santa Clara	02/13/16																								
at San Diego	02/18/16																								
San Diego	02/20/16																								
Portland	02/25/16																								
Gonzaga	02/27/16																								
totals			14	475	73	168	.435	3	18	.167	49	74	.662	34	81	115	8.2	31	0	102	48	11	28	198	14.1

#15 • JAKE TOOLSON
6-5 • 205 • SO • GUARD



GILBERT, ARIZONA
HIGHLAND HS

2015-16 SEASON — PPG: 3.9 RPG: 1.6 APG: 1.2 SPG: 0.3 BPG: 0.0 FG%: .455 3FG%: .368 FT%: 1.000

2015-16 • Sophomore

- Hit two 3s for 6 points and added 2 assists at Long Beach State
- Hit 2 of 3 from 3 for 6 points and added 1 rebound and 2 assists vs. Belmont
- Scored 6 points at Utah on 3 of 5 shooting from the field

2014-15 • Freshman

- Played in 26 games
- Posted season highs of 15 points (Southern Virginia), 7 rebounds (Southern Virginia), 4 assists (Southern Virginia), 4 steals (Southern Virginia) and 5 3s (Southern Virginia)
- Scored 15 points and posted 7 boards, 4 assists and 4 steals vs. Southern Virginia
- Had 8 points, 2 assists and 1 steal at Santa Clara
- Totaled 11 points, hit 3 of 4 from 3 and added 3 boards and 1 assist at San Francisco

- As a junior averaged 18.9 points, 8.0 rebounds, 4.0 assists, 1.6 steals and 1.0 blocks and hit 34 threes while Highland finish 18-10 overall and 11-6 in league play
- Named first-team Division I All-Arizona by AZcentral.com and first-team All-Tribune by the East Valley Tribune
- As a sophomore averaged 18.4 points, 6.3 rebounds, 1.6 assists and 1.5 steals and hit 49 threes
- Named All-Tribune honorable mention by the East Valley Tribune
- As a freshman averaged 10.2 points, 7.2 rebounds, 1.7 assists and 1.4 steals and hit 47 threes
- Played for Nevada Select during the AAU season
- Played for the Arizona Power during the AAU season

Before BYU

- A four-year letterman and two-time first-team all-state honoree playing for Derrick Donaldson at Highland High School
- Scored 2,007 career points at Highland and averaged 19.1 points per game
- As a senior averaged 27.3 points, 12.1 rebounds, 3.5 assists and 1.6 steals per game and hit 59 threes
- Shot .522 from the field, .380 from three and .838 from the free-throw line
- Named first-team Division I All-Arizona by AZcentral.com and first-team All-Tribune by the East Valley Tribune

Personal

- Parents are Troy and Sheila Toolson
- Has one brother and two sisters
- Also recruited by Arizona State, Boston College, Utah State and Saint Mary's
- Nephew of former BYU great Danny Ainge

2015-16 SEASON HIGHS

PTS	7 vs. Weber State – 12/05/15
1st H	6 vs. Belmont – 11/28/15
2nd H	4 vs. Weber State – 12/05/15
REB	3 vs. UVU – 11/13/15, vs. ASU – 11/20/15
AST	3 vs. ASU – 11/20/15
STL	1, 3 times, last at Colorado – 12/12/15
BLK	–
FGM	3, vs. Weber St. – 12/05/15, at Utah 12/02/15
FGA	6, twice, last vs. Utah State – 12/09/15
3PM	2, twice, last vs. Belmont – 11/28/15
3PA	5 at LBSU – 11/16/15
FTM	2 vs. MVSU – 11/25/15
FTA	2 vs. MVSU – 11/25/15

CAREER

PTS	15 vs. SVU – 11/19/14
1st H	9, twice, last at San Francisco – 1/3/15
2nd H	8 vs. Chaminade – 11/25/14
REB	7 vs. SVU – 11/19/14
AST	4 vs. SVU – 11/19/14
STL	4 vs. SVU – 11/19/14
BLK	–
FGM	5 vs. SVU – 11/19/14
FGA	9, twice, last vs. Chaminade – 11/25/14
3PM	5 vs. SVU – 11/19/14
3PA	8 vs. SVU – 11/19/14
FTM	2, twice, last vs. MVSU – 11/25/15
FTA	2, twice, last vs. MVSU – 11/25/15

MISCELLANEOUS

	15-16	Career
Double-Figure Points	0 (0-0)	2 (2-0)
20-plus Points	0 (0-0)	0 (0-0)
Double-Figure Reb	0 (0-0)	0 (0-0)
Double-Doubles	0 (0-0)	0 (0-0)
3-plus Steals	0 (0-0)	1 (1-0)
3-plus Blocks	0 (0-0)	0 (0-0)
3-plus 3-point FG	0 (0-0)	2 (2-0)
Scoring Leader	0 (0-0)	1 (1-0)
Rebound Leader	0 (0-0)	1 (1-0)
Assist Leader	0 (0-0)	0 (0-0)

2015-16 GAME-BY-GAME

Opponent	Date	GS	Min	FG	FGA	Pct	3FG	FGA	Pct	FT	FTA	Pct	Off	Def	TR	Avg	PF	FO	A	TO	Blk	Stl	Pts	Avg	
Utah Valley	11/13/15	*	16	1	2	.500	1	2	.500	0	0	.000	0	3	3	3.0	0	0	1	0	0	0	3	3.0	
at Long Beach State	11/16/15	*	21	2	5	.400	2	5	.400	0	0	.000	0	1	1	2.0	3	0	2	1	0	0	6	4.5	
Adams State	11/20/15	*	15	1	2	.500	0	1	.000	0	0	.000	0	3	3	2.3	1	0	3	1	0	1	2	3.7	
Mississippi Valley State	11/25/15		6	0	2	.000	0	2	.000	2	2	1.000	1	1	2	2.3	0	0	2	2	0	0	2	3.3	
Belmont	11/28/15		13	2	3	.667	2	3	.667	0	0	.000	0	1	1	2.0	0	0	2	0	0	0	6	3.8	
at Utah	12/02/15		15	3	5	.600	0	1	.000	0	0	.000	1	1	2	2.0	1	0	1	1	0	0	6	4.2	
vs. Weber State	12/05/15	*	18	3	6	.500	1	2	.500	0	0	.000	0	1	1	1.9	0	0	0	0	0	1	7	4.6	
Utah State	12/09/15	*	18	2	6	.333	0	1	.000	0	0	.000	0	1	1	1.8	1	0	1	0	0	0	4	4.5	
at Colorado	12/12/15		4	0	0	.000	0	0	.000	0	0	.000	0	0	0	1.6	0	0	0	1	0	1	0	4.0	
Central Michigan	12/18/15		12	1	2	.500	1	2	.500	0	0	.000	0	2	2	1.6	1	0	0	1	0	0	3	3.9	
vs. Harvard	12/22/15																								
vs. New Mexico	12/23/15																								
vs. Northern Iowa	12/25/15																								
at Saint Mary's	12/31/15																								
at Pacific	01/02/16																								
Santa Clara	01/07/16																								
San Francisco	01/09/16																								
at Gonzaga	01/14/16																								
at Portland	01/16/16																								
at Loyola Marymount	01/21/16																								
at Pepperdine	01/23/16																								
Loyola Marymount	01/28/16																								
Pepperdine	01/30/16																								
Saint Mary's	02/04/16																								
Pacific	02/06/16																								
at San Francisco	02/11/16																								
at Santa Clara	02/13/16																								
at San Diego	02/18/16																								
San Diego	02/20/16																								
Portland	02/25/16																								
Gonzaga	02/27/16																								
Totals			5	138	15	33	.455	7	19	.368	2	2	1.000	2	14	16	1.6	7	0	12	7	0	3	39	3.9

CAREER STATISTICS (ALL GAMES)

Year	GP	GS	Min	Avg	FG	FGA	Pct	3FG	FGA	Pct	FT	FTA	Pct	Off	Def	TR	Avg	PF	FO	A	TO	Blk	Stl	Pts	Avg
2014-15	26	0	202	7.8	21	50	.420	16	40	.400	2	2	1.000	3	34	37	1.4	18	0	12	6	0	7	60	2.3
2015-16	10	5	138	13.8	15	33	.455	7	19	.368	2	2	1.000	2	14	16	1.6	7	0	12	7	0	3	39	3.9
TOTAL	36	5	340	9.4	36	83	.434	23	59	.390	4	4	1.000	5	48	53	1.5	25	0	24	13	0	10	99	2.8

CAREER STATISTICS (CONFERENCE GAMES)

Year	GP	GS	Min	Avg	FG	FGA	Pct	3FG	FGA	Pct	FT	FTA	Pct	Off	Def	TR	Avg	PF	FO	A	TO	Blk	Stl	Pts	Avg
2014-15	14	0	119	8.5	11	29	.379	8	25	.320	2	2	1.000	1	16	17	1.2	11	0	5	4	0	2	32	2.3
TOTAL	14	0	119	8.5	11	29	.379	8	25	.320	2	2	1.000	1	16	17	1.2	11	0	5	4	0	2	32	2.3

#21 • KYLE DAVIS
6-8 • 225 • JR • FORWARD



DRAPER, UTAH
UTAH STATE

2015-16 SEASON — PPG: 13.5 RPG: 10.1 APG: 1.6 SPG: 0.7 BPG: 1.0 FG%: .555 3FG%: .667 FT%: .611

2015-16 • Junior

- Scored a career-best 23 points vs. Harvard and added 16 rebounds, 1 assist and 1 block
- Had 20 points on 7 of 9 shooting from the field and 6 of 7 shooting from the free throw line vs. Central Michigan
- Scored 17 points and set a BYU season-opener record with 20 rebounds against UVU ... added 3 assists, 2 blocks and a steal against the Wolverines
- Posted his third double-double with 11 points, 14 rebounds, 1 assist, 2 blocks and 1 steal vs. Belmont
- Had 14 points, 14 rebounds and a career-high 4 assists vs. Utah State
- Has 5 double-doubles on the season
- Named WCC Player of the Week on Nov. 16, 2015

- Posted season highs of 21 points, 14 rebounds, 5 assists and 3 blocks
- Led Alta High School to the 5A state title and was named tournament MVP in 2010
- Averaged 18.5 points, 7.6 rebounds, 1.4 blocks, 1.5 steals and 1.3 assists as a senior
- Was named 2010 5A MVP and Region 4 MVP

Personal

- Parents are Mark and Debbie Davis
- Wife's name is Kelli
- Has one brother and two sisters
- Served a mission for The Church of Jesus Christ of Latter-day Saints in Detroit

In 2014-15 • Redshirt

- Sat out 2014-15 due to NCAA transfer rules

Before BYU

- Started 27 of 29 games played in 2013-14 as a sophomore at Utah State
- Averaged 9.1 points and 7.6 rebounds, had a team-high 37 blocks and shot 50.3 percent from the field
- Posted 7 double-doubles and had season highs of 18 points, 15 rebounds (twice), 3 blocks (7 times) and 5 assists
- Played as a freshman at Southern Utah in 2010-11 prior to serving a two-year LDS mission
- Averaged 8.5 points, a team-high 5.3 rebounds and 1.0 block per game and shot 55.4 percent from the field

2015-16 SEASON HIGHS

PTS	23 vs. Harvard – 12/22/15
1st H	11 vs. UVU – 11/13/15
2nd H	19 vs. Harvard – 12/22/15
REB	20 vs. UVU – 11/13/15
AST	4, twice, last vs. CMU – 12/18/1
STL	2, twice, last vs. New Mexico – 12/23/15
BLK	2, 4 times, last at Colorado – 12/12/15
FGM	10 vs. Harvard – 12/22/15
FGA	14 vs. Harvard – 12/22/15
3PM	1, 4 times, last vs. Weber St. – 12/05/15
3PA	2 vs. UVU – 11/13/15
FTM	6, twice, last vs. CMU – 12/18/1
FTA	9 vs. UVU – 11/13/15

MISCELLANEOUS

	15-16	Career
Double-Figure Points	14 (9-5)	14 (9-5)
20-plus Points	2 (1-1)	2 (1-1)
Double-Figure Reb	6 (4-2)	6 (4-2)
Double-Doubles	6 (4-2)	6 (4-2)
3-plus Steals	0 (0-0)	0 (0-0)
3-plus Blocks	0 (0-0)	0 (0-0)
3-plus 3-point FG	0 (0-0)	0 (0-0)
Scoring Leader	1 (0-1)	1 (0-1)
Rebound Leader	7 (5-2)	7 (5-2)
Assist Leader	0 (0-0)	0 (0-0)

2015-16 GAME-BY-GAME

Opponent	Date	GS	Min	FG	FGA	Pct	3FG	FGA	Pct	FT	FTA	Pct	Off	Def	TR	Avg	PF	FO	A	TO	Blk	Stl	Pts	Avg	
Utah Valley	11/13/15	*	27	6	12	.500	1	2	.500	4	9	.444	2	18	20	20.0	2	0	3	6	2	1	17	17.0	
at Long Beach State	11/16/15	*	24	4	8	.500	1	1	1.000	1	3	.333	3	6	9	14.5	4	0	0	6	2	1	10	13.5	
Adams State	11/20/15	*	23	4	6	.667	0	0	.000	2	3	.667	2	8	10	13.0	2	0	1	4	0	0	10	12.3	
Mississippi Valley State	11/25/15	*	23	5	6	.833	0	0	.000	3	6	.500	2	5	7	11.5	1	0	1	1	0	0	13	12.5	
Belmont	11/28/15	*	35	5	9	.556	1	1	1.000	0	2	.000	4	10	14	12.0	1	0	1	2	2	1	11	12.2	
at Utah	12/02/15	*	33	5	8	.625	0	0	.000	2	3	.667	5	3	8	11.3	3	0	1	1	1	2	12	12.2	
vs. Weber State	12/05/15	*	38	7	11	.636	1	1	1.000	0	1	.000	1	7	8	10.9	3	0	3	0	0	1	15	12.6	
Utah State	12/09/15	*	34	6	13	.462	0	0	.000	2	2	1.000	6	8	14	11.3	1	0	4	0	1	0	14	12.8	
at Colorado	12/12/15	*	37	2	8	.250	0	0	.000	6	7	.857	3	8	11	11.2	2	0	0	0	2	0	10	12.4	
Central Michigan	12/18/15	*	24	7	9	.778	0	0	.000	6	7	.857	1	5	6	10.7	3	0	4	1	1	0	20	13.2	
vs. Harvard	12/22/15	*	41	10	14	.714	0	0	.000	3	5	.600	4	12	16	11.2	2	0	1	3	1	0	23	14.1	
vs. New Mexico	12/23/15	*	31	4	12	.333	0	1	.000	2	2	1.000	2	4	6	10.8	3	0	2	1	0	2	10	13.8	
vs. Northern Iowa	12/25/15	*	35	5	10	.500	0	0	.000	0	0	.000	3	6	9	10.6	3	0	2	6	1	1	10	13.5	
at Saint Mary's	12/31/15	*	30	6	11	.545	0	0	.000	2	4	.500	1	2	3	10.1	4	0	0	1	1	1	14	13.5	
at Pacific	01/02/16																								
Santa Clara	01/07/16																								
San Francisco	01/09/16																								
at Gonzaga	01/14/16																								
at Portland	01/16/16																								
at Loyola Marymount	01/21/16																								
at Pepperdine	01/23/16																								
Loyola Marymount	01/28/16																								
Pepperdine	01/30/16																								
Saint Mary's	02/04/16																								
Pacific	02/06/16																								
at San Francisco	02/11/16																								
at Santa Clara	02/13/16																								
at San Diego	02/18/16																								
San Diego	02/20/16																								
Portland	02/25/16																								
Gonzaga	02/27/16																								
Totals			14	435	76	137	.555	4	6	.667	33	54	.611	39	102	141	10.1	34	0	23	32	14	10	189	13.5

CAREER STATISTICS (ALL GAMES)

Year	GP	GS	Min	Avg	FG	FGA	Pct	3FG	FGA	Pct	FT	FTA	Pct	Off	Def	TR	Avg	PF	FO	A	TO	Blk	Stl	Pts	Avg
2015-16	14	14	435	31.1	76	137	.555	4	6	.667	33	54	.611	39	102	141	10.1	34	0	23	32	14	10	189	13.5
TOTAL	14	14	435	31.1	76	137	.555	4	6	.667	33	54	.611	39	102	141	10.1	34	0	23	32	14	10	189	13.5

CAREER STATISTICS (CONFERENCE GAMES)

Year	GP	GS	Min	Avg	FG	FGA	Pct	3FG	FGA	Pct	FT	FTA	Pct	Off	Def	TR	Avg	PF	FO	A	TO	Blk	Stl	Pts	Avg
2015-16	1	1	30	30.0	6	11	.545	0	0	.000	2	4	.500	1	2	3	3.0	4	0	0	1	1	1	14	14.0
TOTAL	1	1	30	30.0	6	11	.545	0	0	.000	2	4	.500	1	2	3	3.0	4	0	0	1	1	1	14	14.0

#25 • JORDAN CHATMAN
6-5 • 195 • FR • GUARD



VANCOUVER, WASHINGTON
UNION HS

2015-16 SEASON — PPG: 2.4 RPG: 0.6 APG: 0.5 SPG: 0.0 BPG: 0.1 FG%: .522 3FG%: .462 FT%: .333

2015-16 • Freshman

- Equalled his career highs with 8 points and two 3s at Saint Mary's
- Scored 8 points, hit two 3s and added 2 boards and 1 block at Long Beach State
- Had 5 points and 2 assists vs. Adams State

- Served a two-year mission for The Church of Jesus Christ of Latter-day Saints in Taipei, Taiwan
- Also recruited by Utah, Utah State, Washington State, Stanford, Portland and Boston College

In 2014-15 • Redshirt

- Sat out 2014-15 as a redshirt

Before BYU

- As a senior averaged 20.7 points, 6.3 rebounds, 2.7 assists and 1.9 steals while Union finished 21-8 overall, 10-1 in league play and took third in the 4A state tournament
- Named the Gatorade Washington Boys Basketball Player of the Year, MVP of the state tournament
- As a junior averaged 20 points per game
- Earned All-Greater St. Helens League honors
- As a junior, helped lead Union to the regional playoffs
- Ranked No. 2 in his class in the state of Washington
- Played for the Seattle Rotary during the AAU season

Personal

- Parents are Jeff and Leah Chatman
- Has three brothers and four sisters
- Father Jeff Chatman was an honorable mention All-American for the Cougars and is eighth all-time in scoring at BYU with 1,824 career points
- Completed his associates degree while in high school

2015-16 SEASON HIGHS

PTS	8, twice, last at Saint Mary's – 12/31/15
1st H	6 at LBSU – 11/16/15
2nd H	3, 3 times, last at Saint Mary's – 12/31/15
REB	2 vs. UVU – 11/13/15, at LBSU – 11/16/15
AST	2 vs. ASU – 11/20/15
STL	–
BLK	1 at LBSU – 11/16/15
FGM	3, twice, last at Saint Mary's – 12/31/15
FGA	6, twice, last at Saint Mary's – 12/31/15
3PM	2, twice, last at Saint Mary's – 12/31/15
3PA	5 at LBSU – 11/16/15
FTM	1 vs. UVU – 11/13/15
FTA	2 vs. UVU – 11/13/15

MISCELLANEOUS

	15-16	Career
Double-Figure Points	0 (0-0)	0 (0-0)
20-plus Points	0 (0-0)	0 (0-0)
Double-Figure Reb	0 (0-0)	0 (0-0)
Double-Doubles	0 (0-0)	0 (0-0)
3-plus Steals	0 (0-0)	0 (0-0)
3-plus Blocks	0 (0-0)	0 (0-0)
3-plus 3-point FG	0 (0-0)	0 (0-0)
Scoring Leader	0 (0-0)	0 (0-0)
Rebound Leader	0 (0-0)	0 (0-0)
Assist Leader	0 (0-0)	0 (0-0)

2015-16 GAME-BY-GAME

Opponent	Date	GS	Min	FG	FGA	Pct	3FG	FGA	Pct	FT	FTA	Pct	Off	Def	TR	Avg	PF	FO	A	TO	Blk	Stl	Pts	Avg	
Utah Valley	11/13/15		7	1	2	.500	0	1	.000	1	2	.500	1	1	2	2.0	1	0	1	1	0	0	3	3.0	
at Long Beach State	11/16/15		13	3	6	.500	2	5	.400	0	1	.000	0	2	2	2.0	2	0	0	1	1	0	8	5.5	
Adams State	11/20/15		11	2	3	.667	1	2	.500	0	0	.000	0	0	0	1.3	0	0	2	0	0	0	5	5.3	
Mississippi Valley State	11/25/15		9	0	1	.000	0	0	.000	0	0	.000	0	1	1	1.3	2	0	1	1	0	0	0	4.0	
Belmont	11/28/15		4	0	1	.000	0	1	.000	0	0	.000	0	0	0	1.0	1	0	0	1	0	0	0	3.2	
at Utah	12/02/15		2	0	0	.000	0	0	.000	0	0	.000	0	0	0	0.8	0	0	0	1	0	0	0	2.7	
vs. Weber State	12/05/15		16	1	2	.500	0	1	.000	0	0	.000	0	0	0	0.7	1	0	1	1	0	0	2	2.6	
Utah State	12/09/15																								
DNP																									
at Colorado	12/12/15		2	0	0	.000	0	0	.000	0	0	.000	0	0	0	0.6	0	0	0	0	0	0	0	2.3	
Central Michigan	12/18/15		0	0	0	.000	0	0	.000	0	0	.000	0	0	0	0.6	0	0	0	0	0	0	0	2.0	
vs. Harvard	12/22/15		7	1	1	1.000	0	0	.000	0	0	.000	0	1	1	0.6	0	0	0	0	0	0	2	2.0	
vs. New Mexico	12/23/15		3	0	0	.000	0	0	.000	0	0	.000	0	0	0	0.5	0	0	0	2	0	0	0	1.8	
vs. Northern Iowa	12/25/15		4	1	1	1.000	1	1	1.000	0	0	.000	0	1	1	0.6	0	0	1	0	0	0	3	1.9	
at Saint Mary's	12/31/15		12	3	6	.500	2	2	1.000	0	0	.000	0	1	1	0.6	1	0	0	0	0	0	8	2.4	
at Pacific	01/02/16																								
Santa Clara	01/07/16																								
San Francisco	01/09/16																								
at Gonzaga	01/14/16																								
at Portland	01/16/16																								
at Loyola Marymount	01/21/16																								
at Pepperdine	01/23/16																								
Loyola Marymount	01/28/16																								
Pepperdine	01/30/16																								
Saint Mary's	02/04/16																								
Pacific	02/06/16																								
at San Francisco	02/11/16																								
at Santa Clara	02/13/16																								
at San Diego	02/18/16																								
San Diego	02/20/16																								
Portland	02/25/16																								
Gonzaga	02/27/16																								
Totals			0	90	12	23	.522	6	13	.462	1	3	.333	1	7	8	0.6	8	0	6	8	1	0	31	2.4

CAREER STATISTICS (ALL GAMES)

Year	GP	GS	Min	Avg	FG	FGA	Pct	3FG	FGA	Pct	FT	FTA	Pct	Off	Def	TR	Avg	PF	FO	A	TO	Blk	Stl	Pts	Avg
2015-16	13	0	90	6.9	12	23	.522	6	13	.462	1	3	.333	1	7	8	0.6	8	0	6	8	1	0	31	2.4
TOTAL	13	0	90	6.9	12	23	.522	6	13	.462	1	3	.333	1	7	8	0.6	8	0	6	8	1	0	31	2.4

CAREER STATISTICS (CONFERENCE GAMES)

Year	GP	GS	Min	Avg	FG	FGA	Pct	3FG	FGA	Pct	FT	FTA	Pct	Off	Def	TR	Avg	PF	FO	A	TO	Blk	Stl	Pts	Avg
2015-16	1	0	12	12.0	3	6	.500	2	2	1.000	0	0	.000	0	1	1	1.0	1	0	0	0	0	0	8	8.0
TOTAL	1	0	12	12.0	3	6	.500	2	2	1.000	0	0	.000	0	1	1	1.0	1	0	0	0	0	0	8	8.0

#31 • BRAIDEN SHAW
6-9 • 210 • FR • FORWARD



EAGLE, IDAHO
EAGLE HS

2015-16 SEASON — PPG: 0.7 RPG: 0.7 APG: 0.1 SPG: 0.1 BPG: 0.0 FG%: .333 3FG%: .000 FT%: .500

2015-16 • Freshman

- Totaled 2 points and 2 rebounds against Utah Valley
- Posted 3 points, 2 rebounds and 1 steal vs. Adams State

Before BYU

- Played for Tom Seifert at Eagle High School
- Named second-team 5A All-Southern Idaho by the Idaho Statesman as a senior
- Averaged 15 points, 11 rebounds, 4 assists and 2 blocks as a senior
- Named the top recruit in the state of Idaho in the class of 2013 by ESPN.com
- Named to the 5A All-State Second Team by the Idaho Statesman
- Earned All-Southern Idaho Conference and SIC All-Academic Team honors
- Averaged 14 points and 9 rebounds as a junior at Eagle High School
- Also recruited by Boise State, Utah State and Utah
- Played for Hoop Dreams Idaho travel team coached by Ed Boyce

Personal

- Served a mission for The Church of Jesus Christ of Latter-Day Saints in Sacramento
- Father Kelly Shaw played for BYU's junior varsity squad in the 1980s

2015-16 SEASON HIGHS

PTS	3 vs. ASU – 11/20/15
1st H	–
2nd H	3 vs. ASU – 11/20/15
REB	2 vs. UVU – 11/13/15, vs. ASU – 11/20/15
AST	1 vs. New Mexico – 12/23/15
STL	1 vs. ASU – 11/20/15
BLK	–
FGM	1 vs. ASU – 11/20/15
FGA	2 vs. ASU – 11/20/15
3PM	–
3PA	–
FTM	2 vs. UVU – 11/13/15
FTA	4 vs. UVU – 11/13/15

MISCELLANEOUS

	15-16	Career
Double-Figure Points	0 (0-0)	0 (0-0)
20-plus Points	0 (0-0)	0 (0-0)
Double-Figure Reb	0 (0-0)	0 (0-0)
Double-Doubles	0 (0-0)	0 (0-0)
3-plus Steals	0 (0-0)	0 (0-0)
3-plus Blocks	0 (0-0)	0 (0-0)
3-plus 3-point FG	0 (0-0)	0 (0-0)
Scoring Leader	0 (0-0)	0 (0-0)
Rebound Leader	0 (0-0)	0 (0-0)
Assist Leader	0 (0-0)	0 (0-0)

2015-16 GAME-BY-GAME

Opponent	Date	GS	Min	FG	FGA	Pct	3FG	FGA	Pct	FT	FTA	Pct	Off	Def	TR	Avg	PF	FO	A	TO	Blk	Stl	Pts	Avg	
Utah Valley	11/13/15		5	0	0	.000	0	0	.000	2	4	.500	0	2	2	2.0	0	0	0	0	0	0	2	2.0	
at Long Beach State	11/16/15																								
Adams State	11/20/15		5	1	2	.500	0	0	.000	1	2	.500	0	2	2	2.0	1	0	0	0	0	1	3	2.5	
Mississippi Valley State	11/25/15																								
Belmont	11/28/15																								
at Utah	12/02/15																								
vs. Weber State	12/05/15		4	0	0	.000	0	0	.000	0	0	.000	0	0	0	1.3	1	0	0	0	0	0	0	1.7	
Utah State	12/09/15		2	0	0	.000	0	0	.000	0	0	.000	0	0	0	1.0	0	0	0	0	0	0	0	1.3	
at Colorado	12/12/15		3	0	1	.000	0	0	.000	0	0	.000	0	1	1	1.0	0	0	0	0	0	0	0	1.0	
Central Michigan	12/18/15																								
vs. Harvard	12/22/15																								
vs. New Mexico	12/23/15		6	0	0	.000	0	0	.000	0	0	.000	0	0	0	0.8	0	0	1	0	0	0	0	0.8	
vs. Northern Iowa	12/25/15																								
at Saint Mary's	12/31/15		0+	0	0	.000	0	0	.000	0	0	.000	0	0	0	0.7	0	0	0	0	0	0	0	0.7	
at Pacific	01/02/16																								
Santa Clara	01/07/16																								
San Francisco	01/09/16																								
at Gonzaga	01/14/16																								
at Portland	01/16/16																								
at Loyola Marymount	01/21/16																								
at Pepperdine	01/23/16																								
Loyola Marymount	01/28/16																								
Pepperdine	01/30/16																								
Saint Mary's	02/04/16																								
Pacific	02/06/16																								
at San Francisco	02/11/16																								
at Santa Clara	02/13/16																								
at San Diego	02/18/16																								
San Diego	02/20/16																								
Portland	02/25/16																								
Gonzaga	02/27/16																								
Totals			0	25	1	3	.333	0	0	.000	3	6	.500	0	5	5	0.7	2	0	1	0	0	1	5	0.7

CAREER STATISTICS (ALL GAMES)

Year	GP	GS	Min	Avg	FG	FGA	Pct	3FG	FGA	Pct	FT	FTA	Pct	Off	Def	TR	Avg	PF	FO	A	TO	Blk	Stl	Pts	Avg
2015-16	7	0	25	3.6	1	3	.333	0	0	.000	3	6	.500	0	5	5	0.7	2	0	1	0	0	1	5	0.7
TOTAL	7	0	25	3.6	1	3	.333	0	0	.000	3	6	.500	0	5	5	0.7	2	0	1	0	0	1	5	0.7

CAREER STATISTICS (CONFERENCE GAMES)

Year	GP	GS	Min	Avg	FG	FGA	Pct	3FG	FGA	Pct	FT	FTA	Pct	Off	Def	TR	Avg	PF	FO	A	TO	Blk	Stl	Pts	Avg
2015-16	1	0	0	0.0	0	0	.000	0	0	.000	0	0	.000	0	0	0	0.0	0	0	0	0	0	0	0	0.0
TOTAL	1	0	0	0.0	0	0	.000	0	0	.000	0	0	.000	0	0	0	0.0	0	0	0	0	0	0	0	0.0

#33 • NATE AUSTIN
6-11 • 245 • SR • FORWARD



ALPINE, UTAH
LONE PEAK HS

2015-16 SEASON — PPG: 1.9 RPG: 4.6 APG: 0.9 SPG: 0.3 BPG: 0.4 FG%: .480 3FG%: .000 FT%: .333

2015-16 • Senior

- A team captain
- Posted season highs of 6 points and 14 rebounds and tied his season high with 2 assists at Saint Mary's
- Totaled 4 points, 5 rebounds, 2 assists and 1 steal vs. Adams State
- Had 2 points, 7 boards and a block vs. MVSU
- Totaled 3 points, 7 rebounds and 1 assist at Utah

In 2014-15 • Medical Redshirt

- Started all 10 games played
- Posted season highs of 8 points (Arkansas-Little Rock), 11 rebounds (Arkansas-Little Rock), 3 assists (twice), 2 steals (Arkansas-Little Rock) and 2 blocks (Long Beach State)
- Had 6 points, 9 rebounds, 3 assist and 2 blocks vs. Long Beach State
- Totaled 8 points, 11 rebounds and 2 steals vs. Arkansas-Little Rock
- Posted 5 points, 9 rebounds, 1 assist and 1 steal at Utah State
- Suffered a season-ending hamstring injury vs. Utah on Dec. 10, 2014
- Led the team in rebounds 3 times

In 2013-14 • Junior

- Ranked 53rd in the nation in total rebounds and 97th in rebounds per game
- Ranked 4th in the WCC in rebounding, 4th in offensive rebounds, 4th in defensive rebounds and 9th in blocks
- In the BYU record book, totaled the 3rd most offensive rebounds in a season, 2nd most personal fouls in a season and 5th most games started in a season

In 2012-13 • Sophomore

- Was 17th in the WCC in rebounding, 13th in blocked shots, 9th in offensive rebounds
- Played in all 36 games and started 7, including the last 5-straight
- Posted season highs of 9 points (at Gonzaga, vs. Baylor), 11 rebounds (vs. Baylor), 4 assists (vs. Eastern New Mexico), 3 steals (at Iowa State) and 3 blocks (twice)

In 2011-12 • Freshman

- Played in every game this season and started 1 game
- Posted season highs of 15 points, 10 rebounds, 3 assists and 2 blocks
- Tied for 10th in the WCC in offensive rebounds in league games

Before BYU

- Helped Lone Peak to a 22-3 record as a senior
- Earned first-team all-state honors as a senior
- Averaged 11.5 points while helping the Knights to a trip to the state title game in 2009
- Helped Lone Peak win the 2008 state title
- Played with fellow Cougars Tyler Haws and Josh Sharp at Lone Peak
- Coached by Quincy Lewis
- Played for Salt Lake Metro club team directed by Dave Hammer and coached by Marty Haws

Personal

- Parents are Randy and Leslie Austin
- Served a mission for The Church of Jesus Christ of Latter-day Saints in McAllen, Texas

2015-16 SEASON HIGHS

PTS	6 at Saint Mary's – 12/31/15
1st H	6 at Saint Mary's – 12/31/15
2nd H	4 vs. ASU – 11/20/15, vs. Weber St. – 12/05/15
REB	14 at Saint Mary's – 12/31/15
AST	2, 4 times, last at Saint Mary's – 12/31/15
STL	1, 4 times, last vs. Harvard – 12/22/15
BLK	2 vs. Utah State – 12/09/15
FGM	3 at Saint Mary's – 12/31/15
FGA	4 at Saint Mary's – 12/31/15
3PM	–
3PA	–
FTM	1, twice, last vs. CMU – 12/18/15
FTA	2, 3 times, last vs. CMU – 12/18/15

CAREER

PTS	15 vs. Weber State – 12/07/11
1st H	9, twice, last vs. Baylor – 4/2/13
2nd H	13 vs. Weber State – 12/7/11
REB	16 vs. San Francisco – 2/08/14
AST	4, twice, last vs. PVAMU – 12/11/13
STL	4 vs. Prairie View A&M – 12/11/13
BLK	3, 3 times, last vs. North Texas – 12/3/13
FGM	7 vs. Weber State – 12/07/11
FGA	8 vs. Weber State – 12/07/11
3PM	1, 13 times, last vs. LBSU – 11/14/14
3PA	2, 15 times, last at Utah State – 12/2/14
FTM	5, 3 times, last at San Diego – 3/1/14
FTA	6, 3 times, last vs. Saint Mary's – 2/1/14

MISCELLANEOUS

	15-16	Career
Double-Figure Points	0 (0-0)	4 (4-0)
20-plus Points	0 (0-0)	0 (0-0)
Double-Figure Reb	0 (0-0)	13 (7-6)
Double-Doubles	0 (0-0)	1 (1-0)
3-plus Steals	0 (0-0)	2 (1-1)
3-plus Blocks	0 (0-0)	3 (2-1)
3-plus 3-point FG	0 (0-0)	0 (0-0)
Scoring Leader	0 (0-0)	0 (0-0)
Rebound Leader	1 (0-1)	28 (19-9)
Assist Leader	0 (0-0)	1 (1-0)

2015-16 GAME-BY-GAME

Opponent	Date	GS	Min	FG	FGA	Pct	3FG	FGA	Pct	FT	FTA	Pct	Off	Def	TR	Avg	PF	FO	A	TO	Blk	Stl	Pts	Avg	
Utah Valley	11/13/15		17	0	1	.000	0	0	.000	0	0	.000	2	4	6	6.0	4	0	2	0	0	0	0	0.0	
at Long Beach State	11/16/15		8	0	0	.000	0	0	.000	0	2	.000	0	2	2	4.0	2	0	1	0	0	1	0	0.0	
Adams State	11/20/15		14	2	2	1.000	0	0	.000	0	0	.000	2	3	5	4.3	4	0	2	0	0	1	4	1.3	
Mississippi Valley State	11/25/15		19	1	3	.333	0	0	.000	0	0	.000	2	5	7	5.0	1	0	0	0	1	0	2	1.5	
Belmont	11/28/15		22	0	3	.000	0	0	.000	0	0	.000	2	3	5	5.0	3	0	0	1	0	1	0	1.2	
at Utah	12/02/15		24	1	3	.333	0	1	.000	1	2	.500	1	6	7	5.3	4	0	1	0	0	0	3	1.5	
vs. Weber State	12/05/15		15	2	2	1.000	0	0	.000	0	0	.000	2	2	4	5.1	4	0	0	2	0	0	4	1.9	
Utah State	12/09/15		20	0	1	.000	0	0	.000	0	0	.000	0	3	3	4.9	2	0	0	0	2	0	0	1.6	
at Colorado	12/12/15		14	1	2	.500	0	0	.000	0	0	.000	0	1	1	4.4	3	0	1	0	0	0	2	1.7	
Central Michigan	12/18/15		12	0	0	.000	0	0	.000	1	2	.500	1	2	3	4.3	2	0	2	0	0	0	1	1.6	
vs. Harvard	12/22/15		10	0	0	.000	0	0	.000	0	0	.000	0	1	1	4.0	2	0	0	0	0	1	0	1.5	
vs. New Mexico	12/23/15	*	13	0	0	.000	0	0	.000	0	0	.000	1	3	4	4.0	4	0	0	1	1	0	0	1.3	
vs. Northern Iowa	12/25/15	*	14	2	4	.500	0	0	.000	0	0	.000	1	2	3	3.9	2	0	1	1	1	0	4	1.5	
at Saint Mary's	12/31/15	*	24	3	4	.750	0	0	.000	0	0	.000	6	8	14	4.6	3	0	2	1	0	0	6	1.9	
at Pacific	01/02/16																								
Santa Clara	01/07/16																								
San Francisco	01/09/16																								
at Gonzaga	01/14/16																								
at Portland	01/16/16																								
at Loyola Marymount	01/21/16																								
at Pepperdine	01/23/16																								
Loyola Marymount	01/28/16																								
Pepperdine	01/30/16																								
Saint Mary's	02/04/16																								
Pacific	02/06/16																								
at San Francisco	02/11/16																								
at Santa Clara	02/13/16																								
at San Diego	02/18/16																								
San Diego	02/20/16																								
Portland	02/25/16																								
Gonzaga	02/27/16																								
Totals			3	226	12	25	.480	0	1	.000	2	6	.333	20	45	65	4.6	40	0	12	6	5	4	26	1.9

CAREER STATISTICS (ALL GAMES)

Year	GP	GS	Min	Avg	FG	FGA	Pct	3FG	FGA	Pct	FT	FTA	Pct	Off	Def	TR	Avg	PF	FO	A	TO	Blk	Stl	Pts	Avg
2011-12	35	1	450	12.9	58	107	.542	7	23	.304	20	39	.513	53	79	132	3.8	95	6	19	20	15	9	143	4.1
2012-13	36	7	631	17.5	52	109	.477	3	15	.200	24	41	.585	77	88	165	4.6	92	5	20	21	23	21	131	3.6
2013-14	35	35	934	26.7	48	88	.545	2	4	.500	34	52	.654	90	188	278	7.9	119	6	32	38	31	26	132	3.8
2014-15	10	10	197	19.7	9	18	.500	1	5	.200	11	14	.786	15	41	56	5.6	22	2	9	3	2	7	30	3.0
2015-16	14	3	226	16.1	12	25	.480	0	1	.000	2	6	.333	20	45	65	4.6	40	0	12	6	5	4	26	1.9
TOTAL	130	56	2438	18.8	179	347	.516	13	48	.271	91	152	.599	255	441	696	5.4	368	19	92	88	76	67	462	3.6

CAREER STATISTICS (CONFERENCE GAMES)

Year	GP	GS	Min	Avg	FG	FGA	Pct	3FG	FGA	Pct	FT	FTA	Pct	Off	Def	TR	Avg	PF	FO	A	TO	Blk	Stl	Pts	Avg
2011-12	16	1	230	14.4	28	52	.538	2	10	.200	12	22	.545	33	36	69	4.3	48	4	9	8	5	5	70	4.4
2012-13	16	0	281	17.6	20	39	.513	1	8	.125	7	15	.467	29	39	68	4.3	41	2	8	9	10	9	48	3.0
2013-14	18	18	505	28.1	24	42	.571	0	0	.000	21	32	.656	50	94	144	8.0	59	3	13	21	15	9	69	3.8
2015-16	1	1	24	24.0	3	4	.750	0	0	.000	0	0	.000	6	8	14	14.0	3	0	2	1	0	0	6	6.0
TOTAL	51	20	1040	20.4	75	137	.547	3	18	.167	40	69	.580	118	177	295	5.8	151	9	32	39	30	23	193	3.8

#34 • JAKOB HARTSOCK
6-8 • 205 • FR • FORWARD



BARTLESVILLE, OKLAHOMA
BARTLESVILLE HS

2015-16 SEASON — PPG: 0.3 RPG: 0.9 APG: 0.1 SPG: 0.0 BPG: 0.0 FG%: .125 3FG%: .000 FT%: .000

2015-16 • Freshman

- Scored 2 points and added 4 rebounds against UVU

- Sister-in-law Kendalyn (Noah's wife) was a libero for the BYU women's volleyball team and led the team in digs in 2010 and 2011
- Also recruited by Missouri State, Utah and Utah State

Before BYU

- Played for Tim Bart at Bartlesville High School
- Averaged 18.6 points as a senior while leading Bartlesville High School to a 16-7 record and the Class 6A area playoffs
- Selected to the Oklahoma Coaches Association All-State Large East Boys Basketball Team
- Ranked the third best player in the class of 2013 in the state of Oklahoma and No. 56 among power forwards nationally by ESPN.com
- As a junior averaged 20 points, 7 rebounds and 2 blocks per game while shooting .496 from the field, .366 from three and .780 from the free throw line
- Named third-team all-state by Tulsa World
- Led Bartlesville to a record of 22-4 and a trip to the 6A state tournament

Personal

- Parents are David and Leslie Hartsock
- Served a mission for The Church of Jesus Christ of Latter-day Saints in Las Vegas
- Has five brothers and one sister
- Brother Noah was an All-WCC forward for the Cougars
- Brother Nate played two seasons at Oklahoma Wesleyan University and brother Jeremiah played at the University of Missouri-Kansas City
- Sister-in-law Lindsay Hartsock (Ben's wife) was a middle blocker for the BYU women's volleyball team and was the MWC Player of the Year in 2006

2015-16 SEASON HIGHS

PTS	2 vs. UVU – 11/13/15
1st H	–
2nd H	2 vs. UVU – 11/13/15
REB	4 vs. UVU – 11/13/15
AST	1 vs. ASU – 11/20/15
STL	–
BLK	–
FGM	1 vs. UVU – 11/13/15
FGA	4 vs. UVU – 11/13/15
3PM	–
3PA	2 vs. UVU – 11/13/15
FTM	–
FTA	–

MISCELLANEOUS

	15-16	Career
Double-Figure Points	0 (0-0)	0 (0-0)
20-plus Points	0 (0-0)	0 (0-0)
Double-Figure Reb	0 (0-0)	0 (0-0)
Double-Doubles	0 (0-0)	0 (0-0)
3-plus Steals	0 (0-0)	0 (0-0)
3-plus Blocks	0 (0-0)	0 (0-0)
3-plus 3-point FG	0 (0-0)	0 (0-0)
Scoring Leader	0 (0-0)	0 (0-0)
Rebound Leader	0 (0-0)	0 (0-0)
Assist Leader	0 (0-0)	0 (0-0)

2015-16 GAME-BY-GAME

Opponent	Date	GS	Min	FG	FGA	Pct	3FG	FGA	Pct	FT	FTA	Pct	Off	Def	TR	Avg	PF	FO	A	TO	Blk	Stl	Pts	Avg
Utah Valley	11/13/15		15	1	4	.250	0	2	.000	0	0	.000	0	3	4	4.0	4	0	0	1	0	0	2	2.0
at Long Beach State	11/16/15		1	0	0	.000	0	0	.000	0	0	.000	0	0	0	0.0	0	0	0	0	0	0	0	0.0
Adams State	11/20/15		7	0	3	.000	0	1	.000	0	0	.000	0	1	1	1.7	1	0	1	0	0	0	0	0.7
Mississippi Valley State	11/25/15																							
Belmont	11/28/15																							
at Utah	12/02/15		2	0	0	.000	0	0	.000	0	0	.000	0	0	0	1.3	0	0	0	0	0	0	0	0.5
vs. Weber State	12/05/15																							
Utah State	12/09/15		0	0	0	.000	0	0	.000	0	0	.000	0	1	1	1.2	0	0	0	0	0	0	0	0.4
at Colorado	12/12/15		2	0	0	.000	0	0	.000	0	0	.000	0	0	0	1.0	1	0	0	0	0	0	0	0.3
Central Michigan	12/18/15																							
vs. Harvard	12/22/15																							
vs. New Mexico	12/23/15		2	0	0	.000	0	0	.000	0	0	.000	0	1	1	1.0	0	0	0	0	0	0	0	0.3
vs. Northern Iowa	12/25/15																							
at Saint Mary's	12/31/15		0+	0	1	.000	0	1	.000	0	0	.000	0	0	0	0.9	0	0	0	0	0	0	0	0.3
at Pacific	01/02/16																							
Santa Clara	01/07/16																							
San Francisco	01/09/16																							
at Gonzaga	01/14/16																							
at Portland	01/16/16																							
at Loyola Marymount	01/21/16																							
at Pepperdine	01/23/16																							
Loyola Marymount	01/28/16																							
Pepperdine	01/30/16																							
Saint Mary's	02/04/16																							
Pacific	02/06/16																							
at San Francisco	02/11/16																							
at Santa Clara	02/13/16																							
at San Diego	02/18/16																							
San Diego	02/20/16																							
Portland	02/25/16																							
Gonzaga	02/27/16																							
Totals			0	29	1	8	.125	0	4	.000	0	0	.000	1	6	7	0.9	6	0	1	1	0	2	0.3


CAREER STATISTICS (ALL GAMES)

Year	GP	GS	Min	Avg	FG	FGA	Pct	3FG	FGA	Pct	FT	FTA	Pct	Off	Def	TR	Avg	PF	FO	A	TO	Blk	Stl	Pts	Avg
2015-16	8	0	29	3.6	1	8	.125	0	4	.000	0	0	.000	1	6	7	0.9	6	0	1	1	0	0	2	0.3
TOTAL	8	0	29	3.6	1	8	.125	0	4	.000	0	0	.000	1	6	7	0.9	6	0	1	1	0	0	2	0.3

CAREER STATISTICS (CONFERENCE GAMES)

Year	GP	GS	Min	Avg	FG	FGA	Pct	3FG	FGA	Pct	FT	FTA	Pct	Off	Def	TR	Avg	PF	FO	A	TO	Blk	Stl	Pts	Avg
2015-16	1	0	0	0.0	0	1	.000	0	1	.000	0	0	.000	0	0	0	0.0	0	0	0	0	0	0	0	0.0
TOTAL	1	0	0	0.0	0	1	.000	0	1	.000	0	0	.000	0	0	0	0.0	0	0	0	0	0	0	0	0.0

#40 • JAMAL AYTES
6-6 • 235 • SO • FORWARD



SAN DIEGO, CALIFORNIA
UNLV

2015-16 SEASON — PPG: 5.4 RPG: 1.9 APG: 0.2 SPG: 0.0 BPG: 0.0 FG%: .677 3FG%: .000 FT%: .467

2015-16 • Sophomore

- Made BYU debut at Long Beach State and shot 4 of 5 from the field for 8 points and added 4 rebounds
- Totaled 11 points on 5 of 7 shooting and added 1 assist vs. Adams State
- Hit 3 of 3 from the field and 3 of 4 from the free throw line for 9 points to go with 6 boards vs. New Mexico

Personal

- Son of Franklin and Jacqueline Aytes
- Has six siblings: Franklin, Candace, Bianca, Rashaun, Malik and Jazzele

In 2013-14 • Freshman/Transfer

- Played the fall semester at UNLV
- Transferred to BYU in January 2014 and sat out the rest of the season due to NCAA transfer rules

In 2014-15 • Redshirt

- Missed the season due to an ankle injury

Before BYU

- Played for Joedy Gardner at JSerra Catholic High School in San Juan Capistrano, Calif.
- As a senior, averaged 17 points and 10 rebounds
- Named to the All-CIF Southern Division 4AA Team
- Ranked No. 66 nationally among power forwards by ESPN.com in the class of 2013
- Played AAU ball for the Dream Vision, coached by Clayton Williams
- Named MVP at the adidas Exclusive Run
- Played for UNLV in the fall of 2013 and averaged 2.8 points in 9.3 minutes

2015-16 SEASON HIGHS

PTS	11 vs. ASU – 11/20/15
1st H	2, 3 times, vs. New Mexico – 12/23/15
2nd H	9 vs. ASU – 11/20/15
REB	6 vs. New Mexico – 12/23/15
AST	1, twice, last vs. Harvard – 12/22/15
STL	–
BLK	–
FGM	5 vs. ASU – 11/20/15
FGA	7 vs. ASU – 11/20/15
3PM	–
3PA	–
FTM	3, twice, last vs. New Mexico – 12/23/15
FTA	4, twice, last vs. New Mexico – 12/23/15

MISCELLANEOUS

	15-16	Career
Double-Figure Points	1 (1-0)	1 (1-0)
20-plus Points	0 (0-0)	0 (0-0)
Double-Figure Reb	0 (0-0)	0 (0-0)
Double-Doubles	0 (0-0)	0 (0-0)
3-plus Steals	0 (0-0)	0 (0-0)
3-plus Blocks	0 (0-0)	0 (0-0)
3-plus 3-point FG	0 (0-0)	0 (0-0)
Scoring Leader	0 (0-0)	0 (0-0)
Rebound Leader	1 (1-0)	1 (1-0)
Assist Leader	0 (0-0)	0 (0-0)

2015-16 GAME-BY-GAME

Opponent	Date	GS	Min	FG	FGA	Pct	3FG	FGA	Pct	FT	FTA	Pct	Off	Def	TR	Avg	PF	FO	A	TO	Blk	Stl	Pts	Avg	
Utah Valley	11/13/15																								
DNP																									
at Long Beach State	11/16/15		14	4	5	.800	0	0	.000	0	2	.000	2	2	4	4.0	3	0	0	2	0	0	8	8.0	
Adams State	11/20/15		18	5	7	.714	0	0	.000	1	3	.333	0	0	2	2.0	2	0	1	1	0	0	11	9.5	
Mississippi Valley State	11/25/15		11	1	2	.500	0	0	.000	3	4	.750	0	1	1	1.7	3	0	0	0	0	0	5	8.0	
Belmont	11/28/15		12	1	1	1.000	0	0	.000	0	0	.000	0	1	1	1.5	3	0	0	2	0	0	2	6.5	
at Utah	12/02/15		3	0	0	.000	0	0	.000	0	0	.000	0	0	0	1.2	1	0	0	0	0	0	0	5.2	
vs. Weber State	12/05/15																								
DNP																									
Utah State	12/09/15																								
DNP																									
at Colorado	12/12/15																								
Central Michigan	12/18/15																								
DNP																									
vs. Harvard	12/22/15		20	3	6	.500	0	0	.000	0	2	.000	1	0	1	1.2	3	0	1	1	0	0	6	5.3	
vs. New Mexico	12/23/15		21	3	3	1.000	0	0	.000	3	4	.750	2	4	6	1.9	4	0	0	1	0	0	9	5.9	
vs. Northern Iowa	12/25/15		19	3	6	.500	0	0	.000	0	0	.000	0	3	3	2.0	1	0	0	0	0	0	6	5.9	
at Saint Mary's	12/31/15		9	1	1	1.000	0	0	.000	0	0	.000	1	0	1	1.9	0	0	0	0	0	0	2	5.4	
at Pacific	01/02/16																								
Santa Clara	01/07/16																								
San Francisco	01/09/16																								
at Gonzaga	01/14/16																								
at Portland	01/16/16																								
at Loyola Marymount	01/21/16																								
at Pepperdine	01/23/16																								
Loyola Marymount	01/28/16																								
Pepperdine	01/30/16																								
Saint Mary's	02/04/16																								
Pacific	02/06/16																								
at San Francisco	02/11/16																								
at Santa Clara	02/13/16																								
at San Diego	02/18/16																								
San Diego	02/20/16																								
Portland	02/25/16																								
Gonzaga	02/27/16																								
Totals			0	127	21	31	.677	0	0	.000	7	15	.467	6	11	17	1.9	20	0	2	7	0	0	49	5.4


CAREER STATISTICS (ALL GAMES)

Year	GP	GS	Min	Avg	FG	FGA	Pct	3FG	FGA	Pct	FT	FTA	Pct	Off	Def	TR	Avg	PF	FO	A	TO	Blk	Stl	Pts	Avg
2015-16	9	0	127	14.1	21	31	.677	0	0	.000	7	15	.467	6	11	17	1.9	20	0	2	7	0	0	49	5.4
TOTAL	9	0	127	14.1	21	31	.677	0	0	.000	7	15	.467	6	11	17	1.9	20	0	2	7	0	0	49	5.4

CAREER STATISTICS (CONFERENCE GAMES)

Year	GP	GS	Min	Avg	FG	FGA	Pct	3FG	FGA	Pct	FT	FTA	Pct	Off	Def	TR	Avg	PF	FO	A	TO	Blk	Stl	Pts	Avg
2015-16	1	0	9	9.0	1	1	1.000	0	0	.000	0	0	.000	1	0	1	1.0	0	0	0	0	0	0	2	2.0
TOTAL	1	0	9	9.0	1	1	1.000	0	0	.000	0	0	.000	1	0	1	1.0	0	0	0	0	0	0	2	2.0

#44 • CORBIN KAUFUSI
6-10 • 255 • SO • CENTER



PROVO, UTAH
TIMPVIEW HS

2015-16 SEASON — PPG: 6.5 RPG: 4.1 APG: 0.4 SPG: 0.3 BPG: 1.4 FG%: .600 3FG%: .000 FT%: .480

2015-16 • Sophomore

- Played in 34 games and started the final 13 of the season
- Posted career highs of 17 points and 10 rebounds and added 3 blocks at Long Beach State
- Had 14 points, 7 rebounds, 1 assist and 4 blocks vs. Adams State
- Totaled 12 points, 4 rebounds, 1 assist and 4 blocks vs. MVSU
- Had his 4th double figure scoring game with 10 points vs. Utah State

- Played football and helped Timpview win state titles in 2008 and 2009
- Second-team all-state in football in 2011
- A member of the National Honors Society and a four-year academic honoree
- Also recruited by Stanford to play football

In 2014-15 • Freshman

- Played in 34 games and started the final 13 of the season
- Posted season highs of 9 points (Portland), 9 rebounds (Gonzaga), 1 assist (3 times), 2 steals (3 times) and 4 blocks (Saint Mary's)
- Had the 3rd-most blocks by a BYU freshman with 34 and the fifth-best blocks per game average by a BYU freshman at 1.0
- Totaled 8 points, 6 rebounds and 2 blocks vs. Chaminade
- Posted 7 points, 6 rebounds, 3 blocks and 2 steals at Gonzaga
- Had 7 points, 7 boards, 1 assist, 2 blocks and 2 steals vs. Santa Clara in the WCC tournament
- Scored a career-best 9 points and added 6 rebounds vs. Portland in the WCC tournament
- Had 3-plus blocks 3 times and led the team in rebounds once

Personal

- Parents are Steve (an assistant coach on the BYU football team) and Michelle and has four siblings
- Brother Bronson plays football at BYU and played basketball for the Cougars in 2012-13
- Served a two-year mission for The Church of Jesus Christ of Latter-day Saints in South Korea
- An Eagle Scout

Before BYU

- Coached by Perry Wildeboer at Timpview High School
- As a junior averaged 11.6 points while helping Timpview to a record of 19-6
- As a sophomore helped Timpview win the 4A state title and finish with a record of 19-7
- Played in the 2011 All-Valley Basketball All-Star Classic

2015-16 SEASON HIGHS

PTS	17 at LBSU – 11/16/15
1st H	9, twice, last vs. MVSU – 11/25/15
2nd H	8 at LBSU – 11/16/15
REB	10 at LBSU – 11/16/15
AST	1, 5 times, last vs. Harvard – 12/22/15
STL	2 vs. Weber State – 12/05/15
BLK	4, twice, last vs. MVSU – 11/25/15
FGM	7 at LBSU – 11/16/15, vs. ASU – 11/20/15
FGA	10 at LBSU – 11/16/15
3PM	—
3PA	—
FTM	3 at LBSU – 11/16/15
FTA	6 vs. MVSU – 11/25/15

CAREER

PTS	17 at LBSU – 11/16/15
1st H	9, twice, last vs. MVSU – 11/25/15
2nd H	8 vs. Chaminade – 11/25/14, at LBSU – 11/16/15
REB	10 at LBSU – 11/16/15
AST	1, 6 times, last at Utah – 12/02/15
STL	2, 4 times, last vs. Weber St. – 12/05/15
BLK	4, 3 times, last vs. MVSU – 11/25/15
FGM	7 at LBSU – 11/16/15, vs. ASU – 11/20/15
FGA	10 at LBSU – 11/16/15
3PM	—
3PA	—
FTM	5, twice, last vs. Santa Clara – 3/9/15
FTA	9 vs. SVU – 11/19/14

MISCELLANEOUS

	15-16	Career
Double-Figure Points	4 (3-1)	4 (3-1)
20-plus Points	0 (0-0)	0 (0-0)
Double-Figure Reb	1 (0-1)	1 (0-1)
Double-Doubles	1 (0-1)	1 (0-1)
3-plus Steals	0 (0-0)	0 (0-0)
3-plus Blocks	3 (2-1)	6 (5-1)
3-plus 3-point FG	0 (0-0)	0 (0-0)
Scoring Leader	1 (0-1)	1 (0-1)
Rebound Leader	0 (0-0)	1 (0-1)
Assist Leader	0 (0-0)	0 (0-0)

2015-16 GAME-BY-GAME

Opponent	Date	GS	Min	FG	FGA	Pct	3FG	FGA	Pct	FT	FTA	Pct	Off	Def	TR	Avg	PF	FO	A	TO	Blk	Stl	Pts	Avg	
Utah Valley	11/13/15	*	17	2	4	.500	0	0	.000	2	2	1.000	5	3	8	8.0	5	1	0	4	0	0	6	6.0	
at Long Beach State	11/16/15	*	33	7	10	.700	0	0	.000	3	4	.750	4	6	10	9.0	2	0	0	2	3	0	17	11.5	
Adams State	11/20/15	*	13	7	9	.778	0	0	.000	0	2	.000	3	4	7	8.3	1	0	1	1	4	0	14	12.3	
Mississippi Valley State	11/25/15	*	26	5	7	.714	0	0	.000	2	6	.333	2	2	4	7.3	1	0	1	3	4	0	12	12.3	
Belmont	11/28/15	*	11	2	3	.667	0	0	.000	0	2	.000	3	3	6	7.0	3	0	0	1	0	0	4	10.6	
at Utah	12/02/15	*	13	0	3	.000	0	0	.000	0	0	.000	0	0	0	5.8	5	1	1	1	2	0	0	8.8	
vs. Weber State	12/05/15	*	23	3	5	.600	0	0	.000	0	0	.000	1	1	2	5.3	4	0	0	3	0	2	6	8.4	
Utah State	12/09/15	*	18	5	8	.625	0	0	.000	0	0	.000	2	3	5	5.3	5	1	0	1	2	1	10	8.6	
at Colorado	12/12/15	*	23	4	7	.571	0	0	.000	1	2	.500	1	3	4	5.1	4	0	1	0	2	1	9	8.7	
Central Michigan	12/18/15	*	12	0	1	.000	0	0	.000	2	3	.667	1	1	2	4.8	1	0	0	0	0	0	2	8.0	
vs. Harvard	12/22/15	*	15	1	3	.333	0	0	.000	1	2	.500	0	1	1	4.5	2	0	1	1	1	0	3	7.5	
vs. New Mexico	12/23/15		7	0	0	.000	0	0	.000	0	0	.000	0	0	0	4.1	1	0	0	2	0	0	0	6.9	
vs. Northern Iowa	12/25/15															DNP									
at Saint Mary's	12/31/15		9	0	0	.000	0	0	.000	1	2	.500	3	1	4	4.1	1	0	0	0	0	0	1	6.5	
at Pacific	01/02/16																								
Santa Clara	01/07/16																								
San Francisco	01/09/16																								
at Gonzaga	01/14/16																								
at Portland	01/16/16																								
at Loyola Marymount	01/21/16																								
at Pepperdine	01/23/16																								
Loyola Marymount	01/28/16																								
Pepperdine	01/30/16																								
Saint Mary's	02/04/16																								
Pacific	02/06/16																								
at San Francisco	02/11/16																								
at Santa Clara	02/13/16																								
at San Diego	02/18/16																								
San Diego	02/20/16																								
Portland	02/25/16																								
Gonzaga	02/27/16																								
Totals			11	220	36	60	.600	0	0	.000	12	25	.480	25	28	53	4.1	35	3	5	19	18	4	84	6.5

CAREER STATISTICS (ALL GAMES)

Year	GP	GS	Min	Avg	FG	FGA	Pct	3FG	FGA	Pct	FT	FTA	Pct	Off	Def	TR	Avg	PF	FO	A	TO	Blk	Stl	Pts	Avg
2014-15	34	13	560	16.5	36	64	.563	0	0	.000	43	70	.614	57	76	133	3.9	117	5	3	34	34	11	115	3.4
2015-16	13	11	220	16.9	36	60	.600	0	0	.000	12	25	.480	25	28	53	4.1	35	3	5	19	18	4	84	6.5
TOTAL	47	24	780	16.6	72	124	.581	0	0	.000	55	95	.579	82	104	186	4.0	152	8	8	53	52	15	199	4.2

CAREER STATISTICS (CONFERENCE GAMES)

Year	GP	GS	Min	Avg	FG	FGA	Pct	3FG	FGA	Pct	FT	FTA	Pct	Off	Def	TR	Avg	PF	FO	A	TO	Blk	Stl	Pts	Avg
2014-15	18	9	319	17.7	18	32	.563	0	0	.000	16	28	.571	29	41	70	3.9	69	4	1	12	24	4	52	2.9
2015-16	1	0	9	9.0	0	0	.000	0	0	.000	1	2	.500	3	1	4	4.0	1	0	0	0	0	0	1	1.0
TOTAL	19	9	328	17.3	18	32	.563	0	0	.000	17	30	.567	32	42	74	3.9	70	4	1	12	24	4	53	2.8

5 players scored in double figures

12/25/15 vs. Northern Iowa, Fischer 26, Collinsworth 12
Seljaas 12, Emery 11, Davis 10

6 players scored in double figures

1/19/14 vs. SVU, Toolson 15, Neilson 13, Haws 13, Fischer
10, Winder 10, Nixon 10

No players scored in double figures

2/21/05 at Air Force, 39-70 L

One player recorded a double-double

12/25/15 vs. Northern Iowa
Kyle Collinsworth, 12 points, 16 rebounds

Two players recorded a double-double

11/28/15 vs. Belmont
Kyle Davis, 11 points, 14 rebounds
Kyle Collinsworth, 26 points, 10 rebounds, 10 assists

One player recorded a triple-double

12/18/15 vs. Central Michigan
Kyle Collinsworth, 12 points, 10 rebounds, 10 assists

Two double-digit rebounders

11/28/15 vs. Belmont
Davis 14, Collinsworth 10

Six players had 5 or more rebounds

1/1/11 vs. Fresno Pacific, C. Collinsworth-8, Rogers-5,
Emery-5, Hartsock-5, Abouo-5, Davies-5

Five players had 6 or more rebounds

11/20/10 vs. Chicago State, Abouo-8, K. Collinsworth-7,
Rogers-7, Anderson-6, C. Collinsworth-6, Davies-6

Four players had 9 or more rebounds

12/30/06 vs. Seton Hall, Cummar-12, Plaisted-9
Young-9, Ainge-9

Two players fouled out

12/22/15 vs. Harvard
Nick Emery, Zac Seljaas

Three or more players fouled out

1/3/09 vs. Wake Forest
Chris Miles, Gavin MacGregor, Charles Abouo

A BYU player received a technical foul

12/02/15 at Utah, Nick Emery

An opponent player received a technical foul

2/14/15 vs. Pacific, Jacob Lampkin

BYU coach received a technical foul

3/10/15 vs. Gonzaga, Dave Rose

An opponent coach received a technical foul

1/29/15 vs. San Francisco, Rex Walters

A BYU player ejected from a game

12/02/15 at Utah, Nick Emery (flagrant 2 foul)

An opponent player ejected from a game

2/1/14 vs. Saint Mary's, Garrett Jackson (flagrant 2 foul)

A coach ejected from the game

11/30/05 vs. Lamar (at Delta Center)
Lamar coach Billy Tubbs (2 technical fouls)

AT LEAST two players scored 20+ points

12/23/15 vs. New Mexico, Fischer 41, Emery 20

Three players scored 20+ points

12/18/15 vs. CMU, Seljaas 25, Fischer 23, Davis 20

Four players scored 20+ points

1/13/79 vs. New Mexico, D. Ainge-27, Scott Runia-25,
Devin Durrant-20, Alan Taylor-20

Two players scored 25+ points

11/28/15 vs. Belmont, Emery 27, Collinsworth 26

A player scored 30+ points

12/23/15 vs. New Mexico, Chase Fischer 41

A player scored 40+ points

12/23/15 vs. New Mexico, Chase Fischer 41

A player attempted 20 or more field goals

12/23/15 vs. New Mexico, Chase Fischer 21

A player had 5 or more steals

12/23/15 vs. New Mexico, Kyle Collinsworth 5

A player had double-digit assists

12/18/15 vs. Central Michigan, Kyle Collinsworth 10

A player made double-digit free throws

3/7/15 vs. Santa Clara, Tyler Haws (11-12)

A player shot 100% at the free throw line (min. 8 atts)

12/25/15 vs. Northern Iowa, Chase Fischer (8-8)

A player shot 100% from the floor (min. 5 atts)

1/7/12 vs. San Francisco, Brock Zylstra (8-8)

A player shot 100% on threes (min. 3 atts)

12/25/15 vs. Northern Iowa, Zac Seljaas (3-3)

Did not make a three

3/8/14 vs. Loyola Marymount (0-12)

Last time opponent did not make a three

2/2/08 at Wyoming (0-15)

BYU had six or fewer turnovers

12/18/15 vs. Central Michigan, 6

BYU committed 25-plus turnovers

12/15/07 vs. Pepperdine, 86-67 W (29)

BYU committed 11 or less team fouls in a game

1/21/12 at Pepperdine, 11

BYU scored 90 points

12/23/15 vs. New Mexico, 96

BYU scored 100 points

11/25/14 vs. Chaminade, 121

BYU scored 110 points

11/25/14 vs. Chaminade, 121

BYU scored less than 50 points in a game

1/15/08 at UNLV 41-70 L

Held opponent to less than 50 points in a game

11/19/14 vs. SVU 101-48 W

BYU scored less than 40 points in a game

2/21/05 at Air Force 39-70 L

Held opponent to less than 40 points in a game

11/23/10 vs. Mississippi Valley State 83-36 W

Shot 60% from the field

1/3/15 at San Francisco (.600) 33-55

Opponent shot 60% from the field

12/22/05 at Utah State (.600) 36-60

Shot 70% from the field in a half

1/3/15 at San Francisco (.741) 20-27

Did not miss a 2-point FG attempt in a half

2/23/04 vs. Air Force, 13-13 inside the arc, (14-17, .824
overall)

Shot less than 30% from the field

2/21/05 at Air Force, (.280), 14-50

Shot 100% from the free throw line

11/26/11 vs. Wisconsin (11-11)

Shot 90% from the free throw line (at least 10 attempts)

3/19/13 vs. Washington, (.913), 21-23

Shot less than 50% from the free throw line

11/16/15 at Long Beach State, (.381), 8-21

Shot 60% on 3-pointers

12/13/14 at Weber State (.632), 12-19

Shot 70% on 3-pointers

12/11/13 vs. Prairie View A&M (.714), 10-14

Opponent scored less than 20 points in the 1st half

12/10/11 at Utah, 17 (25-17, 61-42 W)

Opponent scored less than 20 points in the 2nd half

1/10/13 vs. Pepperdine, 16 (46-16, 76-51 W)

BYU scored less than 20 points in the 1st half

2/21/05 at Air Force, 13 (BYU trailed 13-37)

BYU scored less than 20 points in the 2nd half

1/15/00 vs. Utah, 19

Opponent scored 50 or more points in a half

2/5/15 at Pepperdine, 55 (2nd half)

BYU scored 50 or more points in the first half

1/3/15 at San Francisco, 57

BYU scored 50 or more points in the second half

12/23/15 vs. New Mexico, 50

BYU scored 60 or more points in the first half

11/25/14 vs. Chaminade, 66

BYU scored 60 or more points in the second half

12/2/14 at Utah State, 60

Won by 60 or more points (largest margin ever)

12/22/06 vs. W. Oregon (62) 102-40

Won by 50 or more points

11/19/14 vs. SVU (53) 101-48

Won by 40 or more points

11/20/15 vs. Adams State (41) 97-56

Won by 30 or more points

12/23/15 vs. New Mexico (30) 96-66

Won by 25 or more points

12/23/15 vs. New Mexico (30) 96-66

Lost by 35-plus points

11/22/04 vs. North Carolina (36) 86-50

Lost by 30-plus points

2/21/05 at Air Force (31) 39-70

Lost by 25-plus points

1/15/08 at UNLV (29) 70-41

Played an overtime game

12/22/15 vs. Harvard, 82-85 L (OT)

Won in single overtime

12/23/14 vs. UMass, 77-71 W (OT)

Lost in overtime

12/22/15 vs. Harvard, 82-85 L (OT)

Played a double OT game

11/24/14 vs. San Diego State, 87-92 L (2OT)

Played a triple OT game

1/23/14 at Portland, 114-110 L (3OT)

Won 15-straight games

2009-10 (15)

Won 10-straight games

2010-11 (10)

Lost 3-straight games

2013-14 @ Oregon, @ LMU, @ Pepperdine

Lost 4-straight games

2013-14 @ Utah, @ Oregon, @ LMU, @ Pepperdine

Lost 5-straight games

2004-05 @ UNM, @ AFA, @ Utah, UNLV, vs. UNM (at MWC)

Lost 9-straight games

1997-98

Lost 10-straight games

1996-97 (21) - school record

Played an NCAA tournament game

3/20/14 vs. Oregon-NCAA 2nd Round, 68-87

Won an NCAA tournament game

3/13/12 vs. Iona-NCAA 1st Round, 78-72

Won two NCAA tournament games

1980-81 Princeton 60-51, UCLA 78-55, Notre Dame
51-50, then lost to Virginia 60-74
2010-11 Wofford 74-66, Gonzaga 89-67

Won three NCAA Tournament games

1980-81 Princeton 60-51, UCLA 78-55, Notre Dame
51-50, then lost to Virginia 60-74

Played in the NIT

4/2/13 vs. Baylor, 76-70 L

Won an NIT game

3/27/13 at Southern Miss 79-62 W

Won two NIT games

2012-13 Washington, 90-79, Mercer 90-79, Southern Miss
79-62

Won three NIT games

2012-13 Advanced to NIT semifinals
1965-66 NIT CHAMPIONS
1950-51 NIT CHAMPIONS

Won a conference tournament

2000-01

Won a regular season conference title

2010-11

Won a conference regular season outright

2007-08

Defeated a ranked team

2/28/15 at Gonzaga (3/2), 73-70

Defeated a ranked team at home

2/20/14 vs. Gonzaga (25/22), 73-65

Defeated a ranked team on the road

2/28/15 at Gonzaga (3/2), 73-70

Was ranked in the top 25 AP Poll

3/14/11 Ranked 10th

Was ranked in the top 25 Coaches Poll

3/29/11 Ranked 13th

Finished season ranked in the top 25 polls

2010-11 10th (AP), 13th (Coaches)

Official Basketball Box Score -- Game Totals -- Final Statistics
Utah Valley vs BYU
11/13/15 7:05 pm at Provo, Utah, Marriott Center

Utah Valley 54 • 0-1

#	Player	Total		3-Ptr		Rebounds			PF	TP	A	TO	Blk	Stl	Min
		FG-FGA	FG-FGA	FT-FTA	FT-FTA	Off	Def	Tot							
00	Davis, Marcel	* 0-8	0-2	1-2	0	3	3	1	1	3	5	0	3	25	
02	Jackson, Jaden	* 1-8	0-2	0-0	0	3	3	2	2	0	1	0	1	29	
11	Frey, Konner	* 7-16	1-5	4-5	1	5	6	2	19	0	4	0	1	22	
13	Young, Ivory	* 4-15	3-8	2-2	0	3	3	0	13	0	2	0	0	29	
42	Bastien, Andrew	* 1-1	0-0	1-2	4	2	6	4	3	0	0	2	1	17	
03	Davenport, Telly	1-4	0-3	1-2	0	5	5	4	3	3	2	1	0	18	
04	Hamilton, Darrious	4-6	0-0	0-0	0	2	2	1	8	0	0	0	1	16	
14	Cardwell, Cory	1-5	1-4	0-0	0	3	3	2	3	0	0	0	1	12	
24	Carr, Alex	0-2	0-1	0-0	0	1	1	3	0	0	1	0	0	12	
25	Ott, Tyler	0-4	0-3	1-2	0	1	1	0	1	0	0	0	0	4	
33	Goodman, Dayon	0-3	0-1	1-2	1	1	2	2	1	0	0	1	0	16	
	Team				2	1	3								
	Totals	19-72	5-29	11-17	8	30	38	21	54	6	15	4	8	200	

FG % 1st Half: 10-36 27.8% 2nd half: 9-36 25.0% Game: 19-72 26.4% Deadball Rebounds 3
 3FG % 1st Half: 4-14 28.6% 2nd half: 1-15 6.7% Game: 5-29 17.2%
 FT % 1st Half: 2-3 66.7% 2nd half: 9-14 64.3% Game: 11-17 64.7%

BYU 85 • 1-0

#	Player	Total		3-Ptr		Rebounds			PF	TP	A	TO	Blk	Stl	Min
		FG-FGA	FG-FGA	FT-FTA	FT-FTA	Off	Def	Tot							
01	FISCHER, Chase	* 7-13	3-7	3-3	0	1	1	0	20	1	1	0	1	27	
05	COLLINSWORTH, Kyle	* 6-17	0-4	5-5	6	3	9	1	17	7	3	1	1	28	
15	TOOLSON, Jake	* 1-2	1-2	0-0	0	3	3	0	3	1	0	0	0	16	
21	DAVIS, Kyle	* 6-12	1-2	4-9	2	18	20	2	17	3	6	2	1	27	
04	KAUFUSI, Corbin	* 2-4	0-0	2-2	5	3	8	5	6	0	4	0	0	17	
02	SELJAAS, Zac	1-4	1-3	0-0	0	2	2	0	3	0	0	1	0	10	
04	EMERY, Nick	4-11	1-2	1-2	0	4	4	0	10	3	2	0	0	22	
10	AINGE, Cooper	0-1	0-1	0-0	0	0	0	1	0	0	0	0	0	4	
23	CALVERT, Cory	1-3	0-1	0-0	0	3	3	0	2	0	0	0	0	5	
25	CHATMAN, Jordan	1-2	0-1	1-2	1	1	2	1	3	1	1	0	0	7	
31	SHAW, Braidon	0-0	0-0	2-4	0	2	2	0	2	0	0	0	0	5	
33	AUSTIN, Nate	0-1	0-0	0-0	2	4	6	4	0	2	0	0	0	17	
34	HARTSOCK, Jakob	1-4	0-2	0-0	1	3	4	4	2	0	1	0	0	15	
	Team				3	1	4								
	Totals	30-74	7-25	18-27	20	48	68	18	85	18	18	4	3	200	

FG % 1st Half: 17-41 41.5% 2nd half: 13-33 39.4% Game: 30-74 40.5% Deadball Rebounds 3
 3FG % 1st Half: 4-12 33.3% 2nd half: 3-13 23.1% Game: 7-25 28.0%
 FT % 1st Half: 8-8 100.0 2nd half: 10-19 52.6% Game: 18-27 66.7%

Officials: Dick Cartmell, Bob Staffen, Rick Batsell
 Technical fouls: Utah Valley-None. BYU-None.
 Attendance: 17683

Score by periods	1st	2nd	Total
Utah Valley	26	28	54
BYU	46	39	85

Last FG - UVU 2nd-03:14, BYU 2nd-02:30.
 Largest lead - UVU None, BYU by 33 2nd-02:30.
 UVU led for 00:00. BYU led for 38:50. Game was tied for 01:10.

Score tied - 0 times.
 Lead changed - 0 times.

Official Basketball Box Score -- Game Totals -- Final Statistics
BYU vs Long Beach State
11/16/15 10:45 p.m. at Long Beach, Calif. (Walter Pyramid)

BYU 65 • 1-1

#	Player	Total		3-Ptr		Rebounds			PF	TP	A	TO	Blk	Stl	Min
		FG-FGA	FG-FGA	FT-FTA	FT-FTA	Off	Def	Tot							
21	DAVIS, Kyle	f 4-8	1-1	1-3	3	6	9	4	10	0	6	2	1	24	
44	KAUFUSI, Corbin	c 7-10	0-0	3-4	4	6	10	2	17	0	2	3	0	33	
01	FISCHER, Chase	g 1-7	0-4	0-0	0	0	0	5	2	2	2	0	0	25	
05	COLLINSWORTH, Kyle	g 4-9	0-0	4-9	3	10	13	3	12	6	7	0	2	31	
15	TOOLSON, Jake	g 2-5	2-5	0-0	0	1	1	3	6	2	1	0	0	21	
02	SELJAAS, Zac	0-0	0-0	0-0	0	0	0	0	0	0	1	0	0	2	
04	EMERY, Nick	1-8	0-4	0-0	0	3	3	1	2	0	2	0	1	24	
23	CALVERT, Cory	0-1	0-1	0-0	0	1	1	0	0	0	0	0	0	4	
25	CHATMAN, Jordan	3-6	2-5	0-1	0	2	2	2	8	0	1	1	0	13	
33	AUSTIN, Nate	0-0	0-0	0-2	0	2	2	2	0	1	0	0	1	8	
34	HARTSOCK, Jakob	0-0	0-0	0-0	0	0	0	0	0	0	0	0	0	1	
40	AYTES, Jamal	4-5	0-0	0-2	2	2	4	3	8	0	2	0	0	14	
	Team				3	3	6								
	Totals	26-59	5-20	8-21	15	36	51	25	65	11	24	6	5	200	

FG % 1st Half: 12-30 40.0% 2nd half: 14-29 48.3% Game: 26-59 44.1% Deadball Rebounds 4
 3FG % 1st Half: 4-11 36.4% 2nd half: 1-9 11.1% Game: 5-20 25.0%
 FT % 1st Half: 2-5 40.0% 2nd half: 6-16 37.5% Game: 8-21 38.1%

Long Beach State 66 • 2-0

#	Player	Total		3-Ptr		Rebounds			PF	TP	A	TO	Blk	Stl	Min
		FG-FGA	FG-FGA	FT-FTA	FT-FTA	Off	Def	Tot							
00	Levin, Gabe	f 0-6	0-0	3-4	2	3	5	4	3	1	1	1	1	18	
23	Prince, Roschon	f 3-11	0-0	3-5	4	3	7	4	9	1	1	0	2	32	
02	Faust, Nick	g 4-14	1-6	1-5	2	6	8	2	10	1	2	1	3	31	
15	Spencer, A.J.	g 2-4	1-1	0-0	0	0	0	2	5	0	1	0	1	16	
21	Bibbins, Justin	g 1-8	1-6	2-2	0	4	4	2	5	7	2	0	1	34	
03	Blackwell, Noah	3-6	3-5	2-2	0	0	0	1	11	1	1	0	0	20	
05	Riggins, Mason	2-3	0-0	0-0	0	0	0	0	4	0	0	0	0	9	
14	Jones, Branford	4-11	0-2	1-1	2	2	4	4	9	3	0	0	2	23	
24	Hammonds, Travis	3-8	1-3	3-4	0	3	3	4	10	0	1	0	1	17	
	Team				6	6	12								
	Totals	22-71	7-23	15-23	16	27	43	23	66	14	11	2	11	200	

FG % 1st Half: 13-37 35.1% 2nd half: 9-34 26.5% Game: 22-71 31.0% Deadball Rebounds 5
 3FG % 1st Half: 4-11 36.4% 2nd half: 3-12 25.0% Game: 7-23 30.4%
 FT % 1st Half: 6-8 75.0% 2nd half: 9-15 60.0% Game: 15-23 65.2%

Officials: Chris Rastatter, Mike Reed, Deron White
 Technical fouls: BYU-None. Long Beach State-None.
 Attendance: 3412

Score by periods	1st	2nd	Total
BYU	30	35	65
Long Beach State	36	30	66

	In	Off	2nd	Fast	Bench
BYU	40	5	18	4	18
Long Beach State	26	23	9	8	34

Last FG - BYU 2nd-02:29, LBSU 2nd-03:17.
 Largest lead - BYU by 8 1st-17:42, LBSU by 12 1st-08:25.
 BYU led for 06:00. LBSU led for 32:06. Game was tied for 01:54.

Score tied - 2 times.
 Lead changed - 1 time.

Official Basketball Box Score -- Game Totals -- Final Statistics
Adams State vs BYU
11/20/15 7 pm at Provo, Utah, Marriott Center

Adams State 56 • 0-3

#	Player	Total		3-Ptr		Rebounds			PF	TP	A	TO	Blk	Stl	Min
		FG-FGA	FG-FGA	FT-FTA	FT-FTA	Off	Def	Tot							
00	EJ Hubbard II	* 2-10	1-6	2-2	1	8	9	0	7	4	1	1	1	30	
02	Joe Bell Austin	* 2-6	1-3	0-1	1	2	3	1	5	0	1	0	0	23	
05	Shakir Smith	* 2-12	1-4	0-0	1	1	2	2	5	1	2	0	0	23	
24	Kendyl Grover	* 2-8	0-1	0-0	0	1	1	2	4	0	0	0	0	16	
33	Ante MIOC	* 1-6	1-2	0-3	1	2	3	3	3	1	0	1	1	14	
01	Vitor Machado	4-4	0-0	0-0	0	1	1	4	8	3	4	0	2	21	
03	DJ Morgan	2-8	1-5	1-2	2	1	3	1	6	1	0	0	0	18	
10	Jake Buck	2-3	1-2	0-0	0	1	1	0	5	0	2	0	0	14	
11	King Grant-Perry	0-1	0-0	0-0	0	0	0	1	0	0	0	0	0	9	
15	Ethan Caton	0-1	0-1	1-2	0	3	3	4	1	0	3	0	0	11	
21	Bryan Umoru	1-6	0-4	10-12	3	3	6	1	12	1	1	0	1	21	
	Team				2	2	4								
	Totals	18-65	6-28	14-22	11	25	36	19	56	11	14	2	5	200	

FG % 1st Half: 9-35 25.7% 2nd half: 9-30 30.0% Game: 18-65 27.7% Deadball Rebounds 5
 3FG % 1st Half: 4-16 25.0% 2nd half: 2-12 16.7% Game: 6-28 21.4%
 FT % 1st Half: 7-12 58.3% 2nd half: 7-10 70.0% Game: 14-22 63.6%

BYU 97 • 2-1

#	Player	Total		3-Ptr		Rebounds			PF	TP	A	TO	Blk	Stl	Min
		FG-FGA	FG-FGA	FT-FTA	FT-FTA	Off	Def	Tot							
01	FISCHER, Chase	* 2-9	1-8	2-2	0	3	3	1	7	3	3	1	0	25	
05	COLLINSWORTH, Kyle	* 5-7	0-0	2-3	1	5	6	2	12	4	1	2	2	25	
15	TOOLSON, Jake	* 1-2	0-1	0-0	0	3	3	1	2	3	1	0	1	15	
21	DAVIS, Kyle	* 4-6	0-0	2-3	2	8	10	2	10	1	4	0	0	23	
04	KAUFUSI, Corbin	* 7-9	0-0	0-2	3	4	7	1	14	1	1	4	0	13	
02	SELJAAS, Zac	2-2	2-2	0-0	0	1	1	1	6	0	0	0	0	5	
04	EMERY, Nick	9-14	2-6	0-0	0	2	2	1	20	6	0	0	3	24	
23	CALVERT, Cory	1-3	1-2	0-0	0	1	1	2	3	1	0	0	0	15	
25	CHATMAN, Jordan	2-3	1-2	0-0	0	0	0	0	5</						

Official Basketball Box Score -- Game Totals -- Final Statistics
Belmont vs BYU
11/28/15 7:05 pm at Provo, Utah, Marriott Center

Belmont 81 • 4-3

#	Player	Total			3-Ptr			Rebounds			PF	TP	A	TO	Bk	Stl	Min
		FG	FGA	FT	FTA	FG	FGA	FT	FTA	Off							
01	LUKE, Austin	* 1-6	0-3	0-0	0	1	1	1	2	6	2	0	1	26			
20	BARNETTE, Taylor	* 2-7	1-6	0-0	0	0	0	2	5	3	0	0	22				
23	BRADSHAW, Craig	* 9-12	6-9	2-2	1	5	6	3	26	0	2	0	1	28			
35	BRADDS, Evan	* 3-6	0-0	5-7	1	4	5	2	11	2	3	0	20				
41	HADDEN, Tyler	* 2-5	1-2	2-2	0	2	2	3	7	0	0	1	19				
03	WINDLER, Dylan	2-4	1-2	1-2	0	6	6	1	6	1	3	0	21				
05	LAIDIG, Jeff	0-1	0-1	0-0	0	2	2	3	0	0	1	0	12				
21	SAMPSON, Burton	1-1	0-0	0-0	1	0	1	3	2	1	0	0	11				
25	MERCER, Mack	6-9	2-3	2-2	0	2	2	1	16	1	0	0	20				
30	MCCLAIN, Kevin	3-7	0-4	0-0	0	0	0	1	6	0	4	0	14				
31	LESTER, Josh	0-1	0-1	0-0	0	1	1	1	0	0	0	0	7				
	Team				0	3	3										
Totals		29-59	11-31	12-15	3	26	29	21	81	14	15	1	3	200			

FG % 1st Half: 17-33 51.5% 2nd half: 12-26 46.2% Game: 29-59 49.2% Deadball Rebounds 1
 3FG % 1st Half: 8-20 40.0% 2nd half: 3-11 27.3% Game: 11-31 35.5%
 FT % 1st Half: 0-0 0.0% 2nd half: 12-15 80.0% Game: 12-15 80.0%

BYU 95 • 4-1

#	Player	Total			3-Ptr			Rebounds			PF	TP	A	TO	Bk	Stl	Min
		FG	FGA	FT	FTA	FG	FGA	FT	FTA	Off							
04	FISCHER, Chase	* 5-16	5-10	4-6	1	1	2	1	19	3	1	0	1	33			
04	EMERY, Nick	* 9-17	5-11	4-4	1	3	4	3	27	4	2	0	2	33			
05	COLLINSWORTH, Kyle	* 9-19	0-1	8-10	5	5	10	1	26	10	2	0	2	35			
21	DAVIS, Kyle	* 5-9	1-1	0-2	4	10	14	1	11	1	2	2	1	35			
44	KAUFUSI, Corbin	* 2-3	0-0	0-2	3	3	6	3	4	0	1	0	0	11			
15	TOOLSON, Jake	2-3	2-3	0-0	0	1	1	0	6	2	0	0	0	13			
23	CHALVERT, Cory	0-1	0-0	0-0	0	0	0	0	0	0	0	0	0	2			
25	CHATMAN, Jordan	0-1	0-1	0-0	0	0	0	1	0	0	1	0	0	4			
30	AUSTIN, Nate	0-3	0-0	0-0	2	3	3	3	0	0	1	0	1	22			
44	AYTES, Jamal	1-1	0-0	0-0	0	1	1	3	2	0	2	0	0	12			
	Team				1	2	3										
Totals		33-73	13-27	16-24	17	29	46	16	95	20	12	2	7	200			

FG % 1st Half: 17-40 42.5% 2nd half: 16-33 48.5% Game: 33-73 45.2% Deadball Rebounds 5
 3FG % 1st Half: 5-13 38.5% 2nd half: 8-14 57.1% Game: 13-27 48.1%
 FT % 1st Half: 1-5 20.0% 2nd half: 15-19 78.9% Game: 16-24 66.7%

Officials: Gregory Nixon, Tommy Nunez, Travis Schatzman
 Technical fouls: Belmont-None. BYU-None.
 Attendance: 13712

Score by periods	1st	2nd	Total
Belmont	42	39	81
BYU	40	55	95

	In	Off	2nd	Fast	Bench
Points	Paint	T/O	Chance	Break	
BEL	32	15	3	2	30
BYU	38	22	16	4	8

Last FG - BEL 2nd-00:04, BYU 2nd-00:56.
 Largest lead - BEL by 11 1st-09:28, BYU by 18 2nd-05:17.
 BEL led for 18:46. BYU led for 19:57. Game was tied for 01:17.

Score tied - 4 times.
 Lead changed - 10 times.

Official Basketball Box Score -- Game Totals -- Final Statistics
Brigham Young vs Utah
12/02/15 8:06 p.m. at Salt Lake City, Utah (Huntsman Center)

Brigham Young 75 • 4-2

#	Player	Total			3-Ptr			Rebounds			PF	TP	A	TO	Bk	Stl	Min
		FG	FGA	FT	FTA	FG	FGA	FT	FTA	Off							
21	DAVIS, Kyle	f 5-8	0-0	2-3	5	3	8	3	12	1	1	1	2	33			
44	KAUFUSI, Corbin	c 0-3	0-0	0-0	0	0	0	5	0	1	1	2	0	13			
01	FISCHER, Chase	g 8-15	3-7	7-8	0	2	2	1	26	1	3	0	2	36			
04	EMERY, Nick	g 3-15	3-8	2-2	0	4	4	5	11	0	2	0	0	33			
05	COLLINSWORTH, Kyle	g 6-13	2-3	1-5	3	6	9	4	15	5	4	0	2	33			
02	SELJAAS, Zac	1-2	0-1	0-0	0	0	0	0	2	0	0	0	0	6			
15	TOOLSON, Jake	3-5	0-1	0-0	1	1	2	1	6	1	0	0	0	15			
25	CHATMAN, Jordan	0-0	0-0	0-0	0	0	0	0	0	0	0	0	0	2			
33	AUSTIN, Nate	1-3	0-1	1-2	1	6	7	4	3	1	0	0	0	24			
34	HARTSOCK, Jakob	0-0	0-0	0-0	0	0	0	0	0	0	0	0	0	2			
40	AYTES, Jamal	0-0	0-0	0-0	0	0	0	1	0	0	0	0	0	3			
	Team				2	2	4										
Totals		27-64	8-21	13-20	12	24	36	24	75	10	13	3	6	200			

FG % 1st Half: 11-31 35.5% 2nd half: 16-33 48.5% Game: 27-64 42.2% Deadball Rebounds 2
 3FG % 1st Half: 3-10 30.0% 2nd half: 5-11 45.5% Game: 8-21 38.1%
 FT % 1st Half: 3-6 50.0% 2nd half: 10-14 71.4% Game: 13-20 65.0%

Utah 83 • 6-1

#	Player	Total			3-Ptr			Rebounds			PF	TP	A	TO	Bk	Stl	Min
		FG	FGA	FT	FTA	FG	FGA	FT	FTA	Off							
21	LOVERIDGE, Jordan	f 2-8	2-5	6-6	1	4	5	3	12	0	0	0	0	35			
35	KUZMA, Kyle	f 4-8	0-2	1-2	3	4	7	4	9	2	1	2	0	21			
42	POELTL, Jakob	f 11-16	0-0	4-6	4	9	13	2	26	1	2	5	0	33			
11	TAYLOR, Brandon	g 2-7	2-6	5-7	0	3	3	2	11	9	5	0	2	38			
25	OGBE, Kenneth	g 4-9	3-7	2-2	0	1	1	3	13	0	1	0	0	26			
00	CHAPMAN, Brekkott	2-5	1-3	0-0	2	1	3	3	5	0	1	0	0	7			
01	WRIGHT, Isaiah	0-1	0-0	0-0	0	1	1	2	0	0	2	0	0	10			
14	TUCKER, Dakarai	2-6	1-5	0-0	0	2	2	2	5	1	1	0	3	21			
15	BONAM, Lorenzo	0-0	0-0	0-0	0	0	0	1	0	1	0	0	0	3			
20	REYES, Chris	0-0	0-0	2-3	1	1	2	0	2	0	0	0	0	6			
	Team				1	4	5										
Totals		27-60	9-28	20-26	12	30	42	22	83	14	13	7	5	200			

FG % 1st Half: 18-34 52.9% 2nd half: 9-26 34.6% Game: 27-60 45.0% Deadball Rebounds 2
 3FG % 1st Half: 8-19 42.1% 2nd half: 1-9 11.1% Game: 9-28 32.1%
 FT % 1st Half: 7-10 70.0% 2nd half: 13-16 81.3% Game: 20-26 76.9%

Officials: Verne Harris, Dick Cartmell, Michael Greenstein
 Technical fouls: Brigham Young-None. Utah-TEAM.
 Attendance: 15131

Score by periods	1st	2nd	Total
Brigham Young	28	47	75
Utah	51	32	83

	In	Off	2nd	Fast	Bench
Points	Paint	T/O	Chance	Break	
BYU	34	18	18	9	11
UTAH	36	18	11	3	12

Last FG - BYU 2nd-00:11, UTAH 2nd-03:00.
 Largest lead - BYU by 11 1st-19:04, UTAH by 24 1st-04:13.
 BYU led for 00:30. UTAH led for 39:13. Game was tied for 00:17.

Score tied - 0 times.
 Lead changed - 2 times.

Official Basketball Box Score -- Game Totals -- Final Statistics
Weber State vs BYU
12/05/15 1:05 pm at Salt Lake City, Vivint Smart Home Arena

Weber State 68 • 5-3

#	Player	Total			3-Ptr			Rebounds			PF	TP	A	TO	Bk	Stl	Min
		FG	FGA	FT	FTA	FG	FGA	FT	FTA	Off							
21	BOLOMBOY, Joel	* 5-8	2-3	0-0	3	9	12	2	12	0	2	0	1	33			
24	CANNON, McKay	* 0-1	0-1	0-0	0	0	0	0	0	1	0	0	0	10			
25	BAKER, Dusty	* 3-5	1-3	0-0	0	1	1	1	7	3	4	0	0	20			
30	SENGLIN, Jeremy	* 6-11	4-7	4-5	0	1	3	20	5	5	0	1	37				
44	BRAXTON, Zach	* 4-5	0-0	0-1	1	2	3	2	8	1	1	0	0	25			
05	JOHN, Cody	2-5	0-2	0-3	0	3	3	1	4	4	2	0	0	26			
23	GITTENS, Richaud	4-13	1-5	0-0	2	2	4	3	9	1	1	0	0	27			
35	HILL, Kyndahl	3-5	0-0	2-2	2	2	4	3	8	0	2	0	0	22			
	Team				1	1	2										
Totals		27-53	8-21	6-11	9	21	30	15	68	15	17	0	2	200			

FG % 1st Half: 16-24 66.7% 2nd half: 11-29 37.9% Game: 27-53 50.9% Deadball Rebounds 1
 3FG % 1st Half: 5-12 41.7% 2nd half: 3-9 33.3% Game: 8-21 38.1%
 FT % 1st Half: 0-1 0.0% 2nd half: 6-10 60.0% Game: 6-11 54.5%

BYU 73 • 5-2

#	Player	Total			3-Ptr			Rebounds			PF	TP	A	TO	Bk	Stl	Min
		FG	FGA	FT	FTA	FG	FGA	FT	FTA	Off							
01	FISCHER, Chase	* 7-12	4-8	3-4	0	5	5	1	21	1	4	0	4	35			
05	COLLINSWORTH, Kyle	* 6-12	0-1														

Official Basketball Box Score -- Game Totals -- Final Statistics
BYU vs Colorado
 12/12/15 6 p.m. at Boulder, Colo. (Coors Events Center)

BYU 83 - 63

#	Player	Total			3-Ptr			Rebounds			PF	TP	A	TO	Blk	Stl	Min
		FG	FGA	FT	FTA	FG	FGA	FT	FTA	Off							
21	DAVIS, Kyle	2-8	0-0	6-7	3	8	11	2	10	0	0	2	0	2	0	37	
44	KAUFUSI, Corbin	4-7	0-0	1-2	1	3	4	4	9	1	0	2	1	2	1	23	
01	FISCHER, Chase	2-14	0-9	0-1	2	1	3	2	4	0	2	0	2	0	2	27	
04	EMERY, Nick	8-16	4-11	3-3	1	3	4	3	23	2	4	1	2	3	31		
05	COLLINSWORTH, Kyle	6-18	1-2	4-5	1	5	6	2	17	6	2	0	1	1	35		
02	SELJAAS, Zac	7-11	4-7	0-0	1	2	3	18	0	0	0	0	0	0	22		
15	TOOLSON, Jake	0-0	0-0	0-0	0	0	0	0	0	0	0	1	0	1	4		
23	CALVERT, Cory	0-0	0-0	0-0	0	0	0	0	0	0	0	0	0	0	0+		
25	CHATMAN, Jordan	0-0	0-0	0-0	0	0	0	0	0	0	0	0	0	0	2		
31	SHAW, Braiden	0-1	0-0	0-0	0	1	1	0	0	0	0	0	0	0	3		
33	AUSTIN, Nate	1-2	0-0	0-0	0	1	1	3	2	1	0	0	0	0	14		
34	HARTSOCK, Jakob	0-0	0-0	0-0	0	0	0	1	0	0	0	0	0	0	2		
Team					4	4	8										
Totals		30-77	9-29	14-18	13	28	41	20	83	10	9	5	8	200			

FG % 1st Half: 14-36 38.9% 2nd half: 16-41 39.0% Game: 30-77 39.0%
 3FG % 1st Half: 3-10 30.0% 2nd half: 6-19 31.6% Game: 9-29 31.0%
 FT % 1st Half: 5-6 83.3% 2nd half: 9-12 75.0% Game: 14-18 77.8%

Colorado 92 - 81

#	Player	Total			3-Ptr			Rebounds			PF	TP	A	TO	Blk	Stl	Min
		FG	FGA	FT	FTA	FG	FGA	FT	FTA	Off							
01	Gordon, Wesley	3-8	0-1	3-4	2	3	5	3	9	1	0	3	1	2	29		
40	Scott, Josh	9-16	0-0	4-4	4	6	10	4	22	3	0	0	2	2	29		
15	Collier, Dominique	2-6	1-1	4-4	1	6	7	2	9	4	2	0	1	3	30		
24	King, George	6-9	4-6	7-8	1	4	5	1	23	2	2	0	0	2	25		
44	Fortune, Josh	2-10	1-5	2-3	0	6	6	2	7	5	3	0	1	2	27		
00	Akayzili, Thomas	1-2	1-1	0-0	0	2	2	1	3	2	1	0	0	0	11		
03	Talton, Xavier	3-5	2-3	0-0	0	2	2	8	0	1	0	1	0	1	13		
10	Fletcher, Tre'Shaun	1-7	1-6	0-0	0	1	1	2	3	1	2	0	0	0	18		
14	Miller, Tory	4-5	0-1	0-0	2	3	5	1	8	0	1	0	1	1	18		
Team					2	4	6										
Totals		31-68	10-24	20-23	12	37	49	18	92	18	13	3	7	200			

FG % 1st Half: 20-38 52.6% 2nd half: 11-30 36.7% Game: 31-68 45.6%
 3FG % 1st Half: 6-13 46.2% 2nd half: 4-11 36.4% Game: 10-24 41.7%
 FT % 1st Half: 2-2 100.0% 2nd half: 18-21 85.7% Game: 20-23 87.0%

Officials: Chris Rastatter, Gregory Nixon, Nate Harris
 Technical fouls: BYU-None. Colorado-None.
 Attendance: 8913

Score by periods	1st	2nd	Total
BYU	36	47	83
Colorado	48	44	92

Last FG - BYU 2nd-01:21, COLO 2nd-04:08.
 Largest lead - BYU None, COLO by 25 2nd-15:46.
 BYU led for 00:00. COLO led for 39:10. Game was tied for 00:50.

	In	Off	2nd	Fast	Bench
Points	Paint	T/O	Chance	Break	
BYU	36	18	15	13	20
COLO	37	13	10	11	22

Score tied - 1 time.
 Lead changed - 0 times.

Official Basketball Box Score -- Game Totals -- Final Statistics
Central Michigan vs BYU
 12/18/15 7:05 pm at Provo, Utah, Marriott Center

Central Michigan 85 - 5-5

#	Player	Total			3-Ptr			Rebounds			PF	TP	A	TO	Blk	Stl	Min
		FG	FGA	FT	FTA	FG	FGA	FT	FTA	Off							
02	RAYSON, Braylon	4-7	3-4	5-7	1	3	4	1	16	1	1	0	0	0	24		
04	SIMMONS, Rayshawn	6-11	2-3	1-3	2	2	4	2	15	6	0	0	0	33			
15	FOWLER, Chris	3-14	0-5	2-4	1	4	5	3	8	10	3	0	1	40-			
24	MEYER, Luke	2-6	0-1	0-0	3	4	7	3	4	0	0	1	0	15			
34	SIMONS, John	5-7	4-6	0-0	4	5	9	0	14	0	6	0	1	39			
01	REDMAN, Corey	2-4	2-4	0-0	0	1	1	1	6	0	0	0	0	10			
10	STEWART, Austin	1-1	0-0	0-0	0	0	0	2	2	0	1	0	0	10			
12	KOZINSKI, Josh	6-13	6-13	0-0	0	2	2	3	18	1	0	0	1	25			
23	SCOTT, DaRohn	1-1	0-0	0-0	0	0	0	2	2	0	0	0	0	4			
Team					1	1	2										
Totals		30-64	17-36	8-14	12	22	34	17	85	18	11	1	3	200			

FG % 1st Half: 16-33 48.5% 2nd half: 14-31 45.2% Game: 30-64 46.9%
 3FG % 1st Half: 10-20 50.0% 2nd half: 7-16 43.8% Game: 17-36 47.2%
 FT % 1st Half: 2-3 66.7% 2nd half: 6-11 54.5% Game: 8-14 57.1%

BYU 98 - 7-3

#	Player	Total			3-Ptr			Rebounds			PF	TP	A	TO	Blk	Stl	Min
		FG	FGA	FT	FTA	FG	FGA	FT	FTA	Off							
01	FISCHER, Chase	8-17	4-12	3-5	0	0	0	3	23	3	0	0	1	37			
04	EMERY, Nick	5-14	2-6	0-0	1	6	7	4	12	4	1	0	2	35			
05	COLLINSWORTH, Kyle	5-8	0-2	2-4	5	5	10	3	12	10	3	1	1	38			
21	DAVIS, Kyle	7-9	0-0	6-7	1	5	6	3	20	4	1	1	0	24			
44	KAUFUSI, Corbin	0-1	0-0	2-3	1	1	2	1	2	0	0	0	0	12			
02	SELJAAS, Zac	9-13	7-9	0-0	1	4	5	1	25	3	0	0	2	30			
15	TOOLSON, Jake	1-2	1-2	0-0	0	2	2	1	3	0	1	0	0	12			
25	CHATMAN, Jordan	0-0	0-0	0-0	0	0	0	0	0	0	0	0	0	0+			
33	AUSTIN, Nate	0-0	0-0	1-2	1	2	3	2	1	2	0	0	0	12			
Team					1	1	2										
Totals		35-64	14-31	14-21	11	26	37	18	98	26	6	2	6	200			

FG % 1st Half: 15-31 48.4% 2nd half: 20-33 60.6% Game: 35-64 54.7%
 3FG % 1st Half: 8-18 44.4% 2nd half: 6-13 46.2% Game: 14-31 45.2%
 FT % 1st Half: 6-9 66.7% 2nd half: 8-12 66.7% Game: 14-21 66.7%

Officials: Verne Harris, Keith Kimble, Larry Spaulding
 Technical fouls: Central Michigan-None. BYU-None.
 Attendance: 13408

Score by periods	1st	2nd	Total
Central Michigan	44	41	85
BYU	44	54	98

Last FG - CMU 2nd-00:08, BYU 2nd-00:19.
 Largest lead - CMU by 2 1st-02:18, BYU by 16 2nd-00:19.
 CMU led for 00:54. BYU led for 35:12. Game was tied for 03:54.

	In	Off	2nd	Fast	Bench
Points	Paint	T/O	Chance	Break	
CMU	26	7	10	2	28
BYU	36	9	9	17	29

Score tied - 5 times.
 Lead changed - 8 times.

Official Basketball Box Score -- Game Totals -- Final Statistics
BYU vs Harvard
 12-22-15 11:30 AM at Stan Sheriff Center (Honolulu, O'ahu)

BYU 82 - 7-4, 0-1 HADHC

#	Player	Total			3-Ptr			Rebounds			PF	TP	A	TO	Blk	Stl	Min
		FG	FGA	FT	FTA	FG	FGA	FT	FTA	Off							
01	FISCHER, Chase	0-5	0-4	4-7	0	2	2	4	1	0	0	0	0	30			
04	EMERY, Nick	5-12	1-4	2-2	0	1	1	5	13	0	1	0	2	31			
05	COLLINSWORTH, Kyle	7-13	0-1	9-11	2	4	6	3	23	8	7	0	3	44			
21	DAVIS, Kyle	10-14	0-0	3-5	4	12	16	2	23	1	3	1	0	41			
44	KAUFUSI, Corbin	1-3	0-0	1-2	0	1	2	3	1	1	1	1	0	15			
02	SELJAAS, Zac	3-6	2-4	0-0	0	2	2	5	8	0	2	0	1	27			
25	CHATMAN, Jordan	1-1	0-0	0-0	0	1	1	0	2	0	0	0	0	7			
33	AUSTIN, Nate	0-0	0-0	0-0	0	1	1	2	0	0	0	0	1	10			
40	AYTES, Jamal	3-6	0-0	0-2	1	0	1	3	6	1	1	0	0	20			
Team					2	1	3										
Totals		30-60	3-13	19-29	9	25	34	24	82	12	15	2	7	225			

FG % 1st Half: 12-27 44.4% 2nd half: 13-27 48.1% OT: 5-6 83.3% Game: 30-60 50.0%
 3FG % 1st Half: 2-4 50.0% 2nd half: 1-8 12.5% OT: 0-1 0.0% Game: 3-13 23.1%
 FT % 1st Half: 3-8 37.5% 2nd half: 10-14 71.4% OT: 6-7 85.7% Game: 19-29 65.5%

Harvard 85 - 4-6, 1-0 HADHC

#	Player	Total			3-Ptr			Rebounds			PF	TP	A	TO	Blk	Stl	Min
		FG	FGA	FT	FTA	FG	FGA	FT	FTA	Off							
03	McCarthy, Tommy	2-7	1-4	0-0	0	1	1	3	5	5	7	0	0	30			
04	Edosomwan, Zena	9-18	0-0	5-12	3	14	17	5	23	3	1	2	0	40-			
25	Johnson, Corey	4-11	4-9	0-0	0	3	3	2	12	2	1	0	0	35			
33	Cummins, Evan	3-4	0-0	2-2	2	2	4	4	8	2	1	0	0	18			
35	Okolie, Agunwa	2-3	0-0	7-8	3	3	6	4	11	1	1	1	1	26			
10	Steeves, Patrick	3-8	1-2	2-2	0	0	0	1									

Official Basketball Box Score -- Game Totals -- Final Statistics
BYU vs Northern Iowa
12-25-15 10:31 AM at Stan Sheriff Center (Honolulu, O'ahu)

BYU 84 • 9-4, 2-1 HADHC

#	Player	Total			3-Ptr			Rebounds			PF	TP	A	TO	Blk	Stl	Min
		FG-FGA	FG-FGA	FT-FTA	FG-FGA	FG-FGA	FT-FTA	Off	Def	Tot							
01	FISCHER, Chase	* 7-14	4-11	8-8	0	1	1	3	26	1	2	0	1	37			
04	EMERY, Nick	* 2-9	1-5	6-6	1	2	3	4	11	0	0	0	0	25			
05	COLLINSWORTH, Kyle	* 5-9	0-1	2-2	4	12	16	1	12	6	5	1	3	37			
21	DAVIS, Kyle	* 5-10	0-0	0-0	3	6	9	3	10	2	6	1	1	35			
33	AUSTIN, Nate	* 2-4	0-0	0-0	1	2	3	2	4	1	1	1	0	14			
02	SELJAAS, Zac	3-3	3-3	3-5	0	3	3	3	12	3	1	0	1	29			
25	CHATMAN, Jordan	1-1	1-1	0-0	0	1	1	0	3	1	0	0	0	4			
40	AYTES, Jamal	3-6	0-0	0-0	0	3	3	1	6	0	0	0	0	19			
Team					0	2	2										
Totals		28-56	9-21	19-21	9	32	41	17	84	14	15	3	6	200			

FG % 1st Half: 15-28 53.6% 2nd half: 13-28 46.4% Game: 28-56 50.0% Deadball
 3FG % 1st Half: 3-9 33.3% 2nd half: 6-12 50.0% Game: 9-21 42.9% Rebounds
 FT % 1st Half: 5-7 71.4% 2nd half: 14-14 100.0% Game: 19-21 90.5% 2

Northern Iowa 76 • 8-5, 1-2

#	Player	Total			3-Ptr			Rebounds			PF	TP	A	TO	Blk	Stl	Min
		FG-FGA	FG-FGA	FT-FTA	FG-FGA	FG-FGA	FT-FTA	Off	Def	Tot							
04	Jesperperson, Paul	* 3-11	2-9	0-0	1	3	4	2	8	0	1	1	0	37			
05	Bohannon, Matt	* 7-16	7-15	0-0	0	4	4	4	21	0	0	0	0	36			
11	Washpun, Wes	* 5-8	2-3	2-3	1	6	7	4	14	8	3	1	2	40			
20	Morgan, Jeremy	* 5-14	1-6	8-9	4	0	4	1	19	1	2	0	3	33			
25	Koch, Bennett	* 0-4	0-0	0-0	1	0	1	1	0	0	1	0	0	7			
02	Carlson, Klint	5-10	0-1	2-2	0	3	3	3	12	4	0	1	0	30			
03	Friedman, Ted	1-2	0-1	0-0	0	2	2	2	2	0	0	0	0	6			
22	Knar, Robert	0-0	0-0	0-0	0	0	0	0	0	0	0	0	0	4			
33	Lohaus, Wyatt	0-0	0-0	0-0	0	0	0	2	0	0	1	0	0	7			
Team					1	1	2										
Totals		26-65	12-35	12-14	8	19	27	19	76	13	8	3	5	200			

FG % 1st Half: 11-31 35.5% 2nd half: 15-34 44.1% Game: 26-65 40.0% Deadball
 3FG % 1st Half: 5-15 33.3% 2nd half: 7-20 35.0% Game: 12-35 34.3% Rebounds
 FT % 1st Half: 1-1 100.0% 2nd half: 11-13 84.6% Game: 12-14 85.7% 1

Officials: Jason Baker, Tom Short, JB DeRosa
 Technical fouls: BYU-None. Northern Iowa-None.
 Attendance: 6172
 Turnstile Attendance: 904

Score by periods	1st	2nd	Total
BYU	38	46	84
Northern Iowa	28	48	76

	In	Off	2nd	Fast
Points	Paint	T/O	Chance	Break
BYU	34	9	9	2
UNI	22	24	11	2

Last FG - BYU 2nd-01:47, UNI 2nd-00:19.
 Largest lead - BYU by 15 1st-07:40, UNI by 2 1st-14:44.
 BYU led for 34:55. UNI led for 01:46. Game was tied for 03:19.

Score tied - 4 times.
 Lead changed - 6 times.

THE STAT CREW SYSTEM
BYU Combined Team Statistics (as of Dec 31, 2015)
All games

RECORD:	OVERALL	HOME	AWAY	NEUTRAL
ALL GAMES	9-5	6-0	0-4	3-1
CONFERENCE	0-1	0-0	0-1	0-0
NON-CONFERENCE	9-4	6-0	0-3	3-1

#	Player	gp-gs	min	avg	Total		3-Point		F-Throw		Rebounds				pf	dq	a	to	blk	stl	pts	avg		
					fg-fga	fg%	3fg-fga	3fg%	ft-fga	ft%	off	def	tot	avg										
01	FISCHER, Chase	14-14	445	31.8	77-187	.412	42-121	.347	51-63	.810	6	25	31	2.2	25	1	24	26	1	15	247	17.6		
04	EMERY, Nick	13-9	386	29.7	70-169	.414	33-91	.363	22-24	.917	7	36	43	3.3	33	2	33	19	1	15	195	15.0		
05	COLLINSWORTH, Kyl	14-14	475	33.9	73-168	.435	3-18	.167	49-74	.662	34	81	115	8.2	31	0	102	48	11	28	198	14.1		
21	DAVIS, Kyle	14-14	435	31.1	76-137	.555	4-6	.667	33-54	.611	39	102	141	10.1	34	0	23	32	14	10	189	13.5		
02	SELJAAS, Zac	13-0	199	15.3	32-54	.593	24-39	.615	4-7	.571	2	18	20	1.5	20	1	7	6	2	7	92	7.1		
44	KAUFUSI, Corbin	13-11	220	16.9	36-60	.600	0-0	.000	12-25	.480	25	28	53	4.1	35	3	5	19	18	4	84	6.5		
40	AYTES, Jamal	9-0	127	14.1	21-31	.677	0-0	.000	7-15	.467	6	11	17	1.9	20	0	2	7	0	0	49	5.4		
15	TOOLSON, Jake	10-5	138	13.8	15-33	.455	7-19	.368	2-2	1.000	2	14	16	1.6	7	0	12	7	0	3	39	3.9		
25	CHATMAN, Jordan	13-0	90	6.9	12-23	.522	6-13	.462	1-3	.333	1	7	8	0.6	8	0	6	8	1	0	31	2.4		
33	AUSTIN, Nate	14-3	226	16.1	12-25	.480	0-1	.000	2-6	.333	20	45	65	4.6	40	0	12	6	5	4	26	1.9		
31	SHAW, Braiden	7-0	25	3.6	1-3	.333	0-0	.000	3-6	.500	0	5	5	0.7	2	0	1	0	0	1	5	0.7		
34	HARTSOCK, Jakob	8-0	29	3.6	1-8	.125	0-4	.000	0-0	.000	1	6	7	0.9	6	0	1	1	0	0	2	0.3		
24	GUINN, Davin	1-0	0	0.0	0-0	.000	0-0	.000	0-0	.000	0	0	0	0.0	0	0	0	0	0	0	0	0.0		
Team											21	31	52											
Total.....		14	2825		428-907	.472	120-317	.379	186-279	.667	164	414	578	41.3	264	7	229	180	53	87	1162	83.0		
Opponents.....		14	2825		360-870	.414	127-348	.365	186-260	.715	131	365	496	35.4	270	1	194	179	39	75	1033	73.8		

TEAM STATISTICS	BYU	OPP	Date	Opponent	Score	Att.
SCORING	1162	1033	11/13/15	UTAH VALLEY	w 85-54	17683
Points per game	83.0	73.8	11/16/15	at Long Beach State	L 65-66	3412
Scoring margin	+9.2	-	11/20/15	ADAMS STATE	w 97-56	12976
FIELD GOALS-ATT	428-907	360-870	11/25/15	MISSISSIPPI VALLEY	w 75-68	15467
Field goal pct	.472	.414	11/28/15	BELMONT	w 95-81	13712
3 POINT FG-ATT	120-317	127-348	12/02/15	at Utah	L 75-83	15131
3-point FG pct	.379	.365	12/05/15	vs Weber State	w 73-68	15121
3-pt FG made per game	8.6	9.1	12/09/15	UTAH STATE	w 80-68	14048
FREE THROWS-ATT	186-279	186-260	12/12/15	at Colorado	L 83-92	8913
Free throw pct	.667	.715	12/18/15	CENTRAL MICHIGAN	w 98-85	13408
F-Throws made per game	13.3	13.3	12/22/15	vs Harvard	Lot 82-85	7161
REBOUNDS	578	496	12/23/15	vs New Mexico	w 96-66	0
Rebounds per game	41.3	35.4	12/25/15	vs Northern Iowa	w 84-76	6172
Rebounding margin	+5.9	-	* 12/31/15	at Saint Mary's (CA)	L 74-85	3183
ASSISTS	229	194				
Assists per game	16.4	13.9	* - Conference game			
TURNOVERS	180	179				
Turnovers per game	12.9	12.8				
Turnover margin	-0.1	-				
Assist/turnover ratio	1.3	1.1				
STEALS	87	75				
Steals per game	6.2	5.4				
BLOCKS	53	39				
Blocks per game	3.8	2.8				
ATTENDANCE	87294	59093				
Home games-Avg/Game	6-14549	4-7660				
Neutral site-Avg/Game	-	4-7114				

Score by Periods	1st	2nd	OT	Totals
BYU	528	618	16	1162
Opponents	502	512	19	1033



#1 CHASE FISCHER
6-3 | 190 | Senior | Guard
Ripley, West Virginia | Wake Forest



#2 ZAC SELJAAS
6-7 | 215 | Freshman | Guard
Bountiful, Utah | Bountiful HS



#4 NICK EMERY
6-2 | 185 | Freshman | Guard
Alpine, Utah | Lone Peak HS



#5 KYLE COLLINWORTH
6-6 | 215 | Senior | Guard
Provo, Utah | Provo HS



#15 JAKE TOOLSON
6-5 | 205 | Sophomore | Guard
Gilbert, Arizona | Highland HS



#21 KYLE DAVIS
6-8 | 225 | Junior | Forward
Draper, Utah | Utah State



#25 JORDAN CHATMAN
6-5 | 195 | Freshman | Guard
Vancouver, Washington | Union HS



#31 BRAIDEN SHAW
6-9 | 210 | Freshman | Forward
Eagle, Idaho | Eagle HS



#33 NATE AUSTIN
6-11 | 245 | Senior | Forward
Alpine, Utah | Lone Peak HS



#34 JAKOB HARTSOCK
6-8 | 205 | Freshman | Forward
Bartlesville, Oklahoma | Bartlesville HS



#40 JAMAL AYTES
6-6 | 235 | Sophomore | Forward
San Diego, California | UNLV



#44 CORBIN KAUFUSI
6-10 | 255 | Sophomore | Center
Provo, Utah | Timpview HS



DAVE ROSE
Head Coach (11th season)