



# BRIGHAM YOUNG UNIVERSITY 2010 COUGAR FOOTBALL

BYU Athletic Communications • 30 SFH • Provo, UT • (801) 422-8948 • Fax: (801) 422-0633 • www.byucougars.com  
Football SID • Brett Pyne • brett\_pyne@byu.edu • (801) 367-1631 • Asst. Football SID • Jordan Christiansen • softball\_sid@byu.edu • (801) 717-5217

## 2010 SCHEDULE

DATE	OPPONENT	TIME/RESULT
Sept. 4	WASHINGTON	W, 23-17
Sept. 11	at Air Force	L, 35-14
Sept. 18	at Florida State	L, 34-10
Sept. 25	NEVADA	L, 27-13
Oct. 1	at Utah State	L, 31-16
Oct. 9	SAN DIEGO STATE	W, 24-21
Oct. 16	at No. 4/5 TCU	L, 31-3
Oct. 23	WYOMING	W, 25-20
Nov. 6	UNLV	W, 55-7
Nov. 13	at Colorado State	12 p.m. MT (The Mtn.)
Nov. 20	NEW MEXICO	4 p.m. MT (The Mtn.)
Nov. 27	at Utah	1:30 p.m. MT (The Mtn./CBS-C)

## 2010 QUICK FACTS

Location:	Provo, Utah
Founded:	Oct. 15, 1875
Elevation:	4,553 feet
Enrollment:	33,278
Nickname:	Cougars
Mascot:	Cosmo
Colors:	Dark Blue and White
Stadium (capacity):	LaVell Edwards Stadium (63,725)
Surface:	Natural Grass
Conference:	Mountain West Conference
President:	Dr. Cecil O. Samuelson
Athletics Director:	Tom Holmoe
Head Coach:	Bronco Mendenhall (Oregon State, '88)
Seasons:	6
Career Record:	53-20 (.726)
Seasons at BYU:	6
Record at BYU:	53-20 (.726)
2009 Overall Record:	11-2
MWC Record:	7-1
Final Conference Finish:	2nd
First Year of Football:	1922
All-time Record:	509-380-26 (.570)
All-time Home Record:	277-129-6 (.680)
All-time Road Record:	210-231-19 (.477)
All-time Neutral Record:	23-20-1 (.534)
All-time MWC Record:	62-25 (.713)
All-time MWC Home Record:	32-12 (.727)
All-time MWC Road Record:	30-13 (.698)
Stadium Record:	204-64 (.761)
Stadium Record (since 1982 expansion):	135-42 (.763)
Stadium Record (since renaming in 2000):	44-16 (.733)
Conference Championships:	23
Bowl Game Appearances:	28
Last Bowl Appearance:	2009, Las Vegas Bowl
Letterwinners Returning/Lost:	45/29
Offensive Letterwinners Returning/Lost:	20/13
Defensive Letterwinners Returning/Lost:	23/15
Starters Returning/Lost:	12/12
Offensive Starters Returning/Lost:	6/5
Defensive Starters Returning/Lost:	6/7



Tradition Spirit Honor



# BYU

VS.



# COLORADO ST.

Hughes Stadium (34,400)  
Fort Collins, Colorado  
Nov. 13, 2010  
12:00 p.m. MT The Mtn.

## GAME INFORMATION

KICKOFF:	12 p.m. (MT)
SITE:	Hughes Stadium (34,400)--Fort Collins, CO
TELEVISION:	The Mtn. (Ari Wolfe, Blaine Fowler and Roger Bailey)
RADIO:	KSL-Radio; 1160 AM and 102.7 FM (Greg Wrubell, Marc Lyons and Scott Johnson)
LIVE STATS:	www.BYUCougars.com
THE SERIES:	BYU leads, 38-27-3
LAST MEETING:	BYU won, 42-23 (Oct. 26, 2009)



## ON THE TUBE

Saturday's game will be broadcast live to a national television audience on The Mtn. Ari Wolfe and Blaine Fowler will be up in the booth with Roger Bailey working the sidelines.

## WHAT TO WATCH FOR

- BYU will look to win its first game on the road in the 2010 season. The Cougars last won on the road at New Mexico, 24-19, last season almost exactly a year ago on Nov. 14.

- The Cougars will look to build on last week's strong performance over UNLV in which BYU had its highest scoring output since early 2008 and held an opponent to its lowest total since shutting out Wyoming last year.

- BYU can tie for the second-longest win streak in the series Saturday going for its seventh-straight win over Colorado State. The Cougars have won 25 of the last 30 since 1976 and have won all five contests against the Rams under Bronco Mendenhall.

- Both teams will start true freshmen at quarterback with Jake Heaps of BYU and Pete Thomas of Colorado State. The two are two of 14 true freshmen who have started at quarterback this season for an FBS school.

- Colorado State comes in with the 4th-best passing game in the MWC, including a 2,000-yard passer in Thomas and a 227.3 yards-per-game average. BYU, meanwhile, boasts the 16th-best passing defense in the country, allowing just 177.3 yards per game.



# 2010 COUGAR FOOTBALL OPPONENT NOTES

## RAMS' 2010 SCHEDULE

Date	Opponent	Result
9/4	Colorado	L, 24-3
9/11	at Nevada	L, 51-6
9/18	at Miami (OH)	L, 31-10
9/25	Idaho	W, 36-34
10/2	No. 5 TCU	L, 27-0
10/9	at No. 25 Air Force	L, 49-27
10/16	UNLV	W, 43-10
10/23	at No. 9 Utah	L, 59-6
10/30	New Mexico	W, 38-14
11/6	at San Diego State	L, 24-19
11/13	BYU	
11/20	at Wyoming	

## BYU VS. COLORADO STATE SERIES RECORD

Year	Result	9-15-73	13-21, L
11-25-22	0-33, L	10-5-74	33-33, T
10-13-23	6-14, L	9-20-75	17-21, L
10-10-25	7-21, L	9-18-76	42-18, W
11-20-26	6-19, L	10-15-77	63-17, W
10-8-27	0-29, L	9-23-78	32-6, W
10-13-28	6-15, L	11-3-79	30-7, W
11-23-38	20-12, W	11-15-80	45-14, W
10-7-39	13-12, W	11-7-81	63-14, W
11-23-40	13-13, T	10-23-82	34-18, W
11-22-41	7-22, L	11-22-83	24-6, W
11-16-46	20-6, W	10-6-84	52-9, W
11-15-47	25-27, L	10-5-85	42-7, W
11-15-48	0-20, L	10-3-86	20-24, L
11-11-49	14-16, L	12-15-87	30-26, W
11-14-50	6-27, L	10-8-88	42-7, W
11-3-51	21-19, W	10-14-89	45-16, W
11-22-52	6-27, L	10-13-90	52-9, W
11-7-53	12-34, L	10-31-91	40-17, W
10-2-54	13-14, L	9-18-93	27-22, W
11-19-55	0-35, L	9-17-94	21-28, L
9-29-56	0-0, T	9-30-95	28-21, W
10-23-57	26-9, W	9-16-99	34-13, W
10-4-58	6-32, L	10-2-00	21-45, L
11-21-59	14-13, W	11-1-01	56-34, W
10-1-60	7-8, L	10-24-02	10-37, L
11-11-61	30-16, W	10-9-03	13-58, L
10-6-62	28-7, W	10-2-04	31-21, W
11-23-63	24-20, W	10-15-05	24-14, W
10-10-64	6-7, L	11-4-06	24-3, W
11-13-65	22-36, L	11-3-07	35-16, W
9-30-66	27-24, W	11-1-08	45-42, W
9-20-69	22-20, W	10-26-09	42-23, W
11-7-70	9-26, L		
9-18-71	54-14, W		
10-28-72	44-8, W		

Series Record:  
38-27-3

## BYU VS. COLORADO STATE SUPERLATIVES

BYU Record in Provo: 21-12  
 BYU Record in Las Vegas: 16-15-3  
 BYU Record at Neutral Sites: 1-0  
 BYU Record Under Mendenhall: 5-0  
 BYU Record in Overtime Games: N/A  
 Longest BYU Win Streak: 10 (1976-85)  
 Longest Colorado State Win Streak: 6 (1922-28)  
 Largest BYU Margin of Victory: 47 in 1981 (63-14)  
 Largest Colorado State Margin of Victory: 45 in 2003 (58-13)  
 Most Points Scored by BYU: 63 in 1977, 1981  
 Most Points Scored by Colorado State: 58 in 2003



## THE BYU-COLORADO STATE SERIES

BYU (4-5, 3-2 MWC) is coming off back-to-back wins for the first time this season as it travels to face Colorado State in Fort Collins on Saturday. BYU has won the last six contests against the Rams since consecutive CSU wins in 2003 (58-13 in Provo) and 2002 (37-10 in Fort Collins). Overall, BYU leads the series with a 38-27-3 advantage. The series is equal in games played in Fort Collins with the Cougars and Rams each winning 16 games with three ties. BYU won last year's game in Provo, 42-23, while the last game in CSU was a 45-42 Cougar victory.

## LAST TIME: BYU 42, COLORADO STATE 23 (2009)

PROVO, Utah (Sept. 26, 2009) -- A quick start in the first quarter propelled No. 19 BYU (3-1) over Colorado State (3-1), 42-23, to open Mountain West Conference play with a win Saturday at LaVell Edwards Stadium in front of a sellout crowd of 64,091.

The Cougar offense scored all three first quarter touchdowns on drives of less than forty seconds, with each possession taking just two plays thanks to the defensive and special teams units. All three scores came on the ground for the Cougars, the first time BYU has rushed for three touchdowns in a quarter since a 62-41 win against Air Force in 2005.

On Colorado State's first possession, the Cougar defense stepped up when junior defensive back Brian Logan found himself right in front of a tipped ball by a Ram receiver, intercepting the pass and taking it 20 yards to the CSU 15-yard line. Senior Manase Tonga ran the ball down to the 4-yard line, setting up a touchdown run by junior Harvey Unga.

Junior Andrew Rich picked off Ram quarterback Grant Stucker for the second time in the quarter, snagging another tipped ball to set the Cougars up at midfield. On the first play of drive, quarterback Max Hall hit O'Neill Chambers streaking down the left sideline for a 37-yard pitch-and-catch to the Ram 2-yard line. Hall finished off the drive himself, walking into the end zone for an easy touchdown with three minutes remaining in the quarter.

BYU special teams helped the Cougars score one more time before the end of the quarter with a blocked punt that went out of bounds at the Ram 17. Five Cougars blitzed CSU punter Pete Kontodiakos with sophomore wide receiver Matt Marshall getting a piece of the kick.

## COLORADO STATE LAST TIME: SDSU 24, CSU 19

SAN DIEGO, Calif. -- The Colorado State fourth quarter comeback fell just short, allowing San Diego State to escape with a 24-19 win at Qualcomm Stadium.

Despite shutting down the conference's top quarterback and two future NFL wide receivers, CSU (3-7, 2-4 Mountain West) sustained its seventh loss, eliminating the Rams from bowl contention with two games remaining. The Aztecs (7-2, -1 Mountain West) were receiving votes in both national polls entering the game.

Quarterback Pete Thomas went 22-for-40 for 266 yards and a touchdown in his return to California.

CSU didn't get its first touchdown until the third quarter when linebacker Mychal Sisson forced San Diego State quarterback Ryan Lindley to fumble. Sisson scooped it up and returned it 88 yards for a score. That gave the Rams a 13-10 lead, one of the longest fumble returns in the history, and the first fumble for a touchdown since 2008 when Sisson returned a fumble against BYU.

The defense put in its best performance of the 2010 campaign, causing five turnovers. Dominique Vinson had an interception and Sisson also had a pick, the first interceptions of their careers. Elijah-Blu Smith and Adam Seymore also recovered fumbles, in addition to Sisson's touchdown.

## BYU & COLORADO STATE 2010 STATISTICS

	BYU	CSU
Points per Game	20.3	18.8
First Downs	181	184
Rushing Yardage per Game	151.0	121.2
Passing Yardage per Game	175.3	227.3
Total Offense per Game	326.3	348.5
Kick Return Average	23.3	25.4
Punt Return Average	8.9	6.2
Fumbles-Lost	13-5	19-6
Average Penalty Yardage per Game	38.3	37.1
Time of Possession per Game	29:57	29:36
Third-down Conversion Percentage	42%	37%
Fourth-down Conversion Percentage	31%	27%



# 2010 COUGAR FOOTBALL TEAM NOTES

## WEEKLY NATIONAL RANKINGS (NOV. 7)

### AP TOP 25

1. Oregon	9-0
2. Auburn	10-0
3. TCU	10-0
4. Boise State	8-0
5. LSU	8-1
6. Wisconsin	8-1
7. Stanford	8-1
8. Ohio State	8-1
9. Nebraska	8-1
10. Michigan State	9-1
11. Alabama	7-2
12. Oklahoma State	8-1
13. Iowa	7-2
14. Arkansas	7-2
15. Utah	8-1
16. Virginia Tech	7-2
17. Mississippi State	7-2
18. Arizona	7-2
19. Oklahoma	7-2
20. Missouri	7-2
21. Nevada	8-1
22. South Carolina	6-3
23. Texas A&M	6-3
24. Florida	6-3
25. Central Florida	7-2

Others receiving votes: USC 51, San Diego State 42, Miami (FL) 39, Penn State 29, Baylor 23, North Carolina 20, Kansas State 18, Pittsburgh 14, Northern Illinois 9, Florida State 6, Temple 4, Navy 3, Syracuse 2, Delaware 1

### USA TODAY POLL

1. Oregon	9-0
2. Auburn	10-0
3. TCU	10-0
4. Boise State	8-0
5. Wisconsin	8-1
6. LSU	8-1
7. Ohio State	8-1
8. Nebraska	8-1
9. Stanford	8-1
10. Michigan State	9-1
11. Oklahoma State	8-1
12. Alabama	7-2
13. Iowa	7-2
14. Arkansas	7-2
15. Utah	8-1
16. Oklahoma	7-2
17. Virginia Tech	7-2
18. Mississippi State	7-2
19. Arizona	7-2
20. Missouri	7-2
21. Nevada	8-1
22. South Carolina	6-3
23. Central Florida	7-2
24. Florida	6-3
25. Texas A&M	6-3

Others receiving votes: Miami (FL) 67, San Diego State 44, Kansas State 36, Baylor 30, Penn State 28, Michigan 15, Fresno State 11, Temple 11, Northern Illinois 8, Florida State 8, North Carolina 8, North Carolina State 5, Navy 5, Pittsburgh 5, Hawaii 3, Southern Miss 2



## BYU'S LAST OUTING

PROVO, Utah (Nov. 6, 2010) – BYU freshman running back Joshua Quezada ran for three touchdowns and the Cougars churned out 516 yards of total offense as BYU (4-5, 3-2 Mountain West Conference) defeated UNLV (1-8, 1-4 MWC) 55-7 Saturday at LaVell Edwards Stadium.

Quezada, a true freshman, started the scoring for the Cougars in the first quarter with a 13-yard touchdown run and followed that run with second and third quarter scores of 13- and 4-yard touchdown runs. He finished with a career-high 65 rushing yards on 13 touches, averaging five yards per carry.

"I think we played probably our most complete game today from an offensive perspective," said BYU head coach Bronco Mendenhall. "We had more balance than what we have had, in terms of running the ball and throwing it. Overall it was a solid team performance on both sides."

Surpassing the mark he set at Utah State, true freshman quarterback Jake Heaps tallied a career-high 294 passing yards with two touchdowns and a 61-percent completion percentage.

Adding to the offensive onslaught was redshirt freshman receiver Cody Hoffman. With 9:27 left in the first half, Heaps connected with Hoffman for a 37-yard touchdown pass to put the Cougars up 28-0. Hoffman finished the day with two catches for 57 yards.

Led by senior linebacker Shane Hunter, the Cougar defense allowed only 22 rushing yards and 11 first downs. The Rebels were able to convert on only 3-of-14 third down situations.

## PAYNE, KARIYA ACADEMIC ALL-DISTRICT

PROVO, Utah (Nov. 4, 2010) - Senior kicker Mitch Payne and junior running back Bryan Kariya were named to the ESPN Academic All-District VIII team on Thursday.

Both athletes are first time Academic All-District honorees. With the selections, nine Cougars in the last three years have been named Academic All-District, with five players going on to earn Academic All-America.

Payne, a Business Management major currently working on his Master's of Public Administration, is the lone representative at kicker on the team. Payne is the BYU and Mountain West Conference record holder in career in PAT conversions and will likely finish his career with the most PAT attempts and career kicking points in MWC history. He is 9-for-12 on field goal attempts and 11-of-12 on PAT attempts this season.

Payne was also selected as a semifinalist for the 2010 William V. Campbell Trophy and as a candidate for the 2010 NFF National Scholar-Athlete Awards earlier this year.

Kariya, a Chinese major with a 3.87 GPA, was one of two running backs named to the squad. The junior is coming off a career-high 88-yard rushing performance against Wyoming and has four touchdowns on the year, including two against San Diego State. He has caught a pass in every game but one this year.

As first-team honorees, both players will be eligible to be named Academic All-American when the team is announced on Nov. 23

## OPPONENT SNAPSHOT

### THIS WEEK

TEAM	OPPONENT
Washington (3-6)	UCLA (Nov. 18)
Air Force (6-4)	New Mexico (Nov. 13)
Florida State (6-3)	Clemson (Nov. 13)
Nevada (8-1)	Fresno State (Nov. 13)
Utah State (3-6)	at San Jose State (Nov. 13)
San Diego State (7-2)	at TCU (Nov. 13)
TCU (10-0)	San Diego State (Nov. 13)
Wyoming (2-8)	at UNLV (Nov. 13)
UNLV (1-8)	Wyoming (Nov. 13)
Colorado State (3-7)	BYU (Nov. 13)
New Mexico (1-8)	at Air Force (Nov. 13)
Utah (8-1)	at Notre Dame (Nov. 13)



# 2010 COUGAR FOOTBALL TEAM NOTES

## CLUTCH COUGARS

With a late defensive stop by the Cougar defense to preserved a 25-20 win versus Wyoming, BYU has won 14-straight games decided by seven points or less. All three of BYU's wins this season, including a 23-17 victory over Washington and a 24-21 win against San Diego State, have contributed to the streak. The last time BYU lost a game decided by seven points or less was on Sept. 16, 2006, in a seven-point, double-overtime loss at Boston College.

## BYU VS. BCS AQS

With its win against Washington in this year's season opener, BYU has defeated a team from a BCS automatic-qualifying conference five-straight years, the third-longest streak in the nation. The Cougars have defeated at least one AQ school 14 of the past 15 years dating back to 1996.

## DON'T LOOK BACK

In the Bronco Mendenhall era, BYU is 46-4 when leading at halftime and 46-1 when taking a lead into the fourth quarter. Mendenhall's teams have won 29-straight games when leading by at least 14 points at the halftime break, 76 overall as a team. The last time BYU lost a game after leading by at least 14 points at the half was on Oct. 10, 1987, when it lost 29-27 in its homecoming game against Wyoming.

## TEAM CAPTAINS

BYU head football coach Bronco Mendenhall announced team captains for the 2010 season as well as several personnel notes entering the first week of the season.

Senior safety Andrew Rich and junior offensive tackle Matt Reynolds have been selected to serve as team captains. Both Rich and Reynolds have played in all 26 games the past two seasons and enter their third year as a starter for the Cougars.

Rich has started in 16 games and earned All-MWC Second Team honors in 2009. He is a 2010 Lott Trophy Award candidate. Reynolds has started all 26 games of his career and is a preseason All-American, Lombardi Trophy and Outland Trophy candidate in 2010. He was a Freshman All-American in 2008 and a CFN All-Sophomore selection in 2009 while earning first-team all-conference accolades.

BYU has also tabbed a special team captain for several games this year with holder Matt Marshall named captain against Washington while Riley Stephenson was a captain at Air Force.

## RING UP THE SCOREBOARD

BYU took a three-touchdown lead for the first time this season, posting 38-straight points to begin the game--the most points in a half for BYU this season. The 38 points are the most by BYU in a first half since BYU's 42 points against UCLA in the third game of 2008. BYU's 55-0 lead is the Cougars' largest since the same game against UCLA in a 59-0 win. In addition, the Cougars' third touchdown drive of 86 yards was also the longest scoring drive of the season for BYU.

## MOVE FORWARD, NOT BACKWARD

As a team, the Cougars are one of the least penalized squads in the nation, averaging 38.3 penalty yards per game, good for 24th in the nation. BYU also averages just 5.1 penalties per game, 12th among all FBS schools and second in the MWC. Against Nevada, BYU had a season-low one turnover for minus-5 yards.

## HEAPS CLIMBING MWC RECORDS

MWC Total Offensive Yards - Freshmen

7. Kevin O'Connell, SDSU	1,675
8. Brad Gruner, UNM	1,368
9. Jordan Wynn, Utah	1,341
10. Matt Berry, BYU	1,298
11. Caleb Hanie, CSU	1,272
12. Jake Heaps, BYU	1,264

MWC Passing Yards - Freshmen

1. Ryan Lindley, SDSU	2,653
2. Andy Dalton, TCU	2,459
3. Pete Thomas, CSU	2,273
4. Austyn Carta-Samuels, WYO	1,953
5. Travis Dixon, UNLV	1,873
6. Jake Heaps, BYU	1,351

## YOUNG (NOT STEVE)

BYU's young, injury-riddled team this year has had 23 different players without prior starting experience start a game this season. On defense, 13 different players have started for the first time while on offense nine players have made their first-ever starts (see page 25).

The Cougars have played 20 freshmen (nine true freshmen) this season, seven of whom have started at least one game this year. Freshman quarterback Jake Heaps, running back Joshua Quezada and wide receiver Cody Hoffman have become regular starters on the offensive side of the ball while five freshman tight ends have caught at least one pass while rotating responsibilities.

## AWARD WATCH

Based on their performances this season, Cougars have accumulated various weekly awards:

PLAYER	AWARD	GAME	WEEK
Riley Stephenson	MWC Special Teams Player of the Week	Washington	Sept. 5
Riley Stephenson	College Football Performance Awards HM	Utah State	Oct. 3
Brandon Ogletree	MWC Defensive Player of the Week	Wyoming	Oct. 24
Cody Hoffman	MWC Special Teams Player of the Week	Wyoming	Oct. 24



## FLAG BEARER

BYU has a tradition of selecting a player before each game to run the team flag onto the field. In 2008, the team implemented a new tradition—an alumni flag. The team selects a former Cougar to carry out the alumni flag, along with the chosen current player who runs out with the current team flag. Both flags are white with a blue "Y" logo. The team flag has been signed by each member of the team, while the alumni flag has been signed by former BYU players. Their signatures reflect their commitment to uphold the tradition, spirit and honor of the BYU football program and to be a flag bearer of the University.

GAME	ALUMNI FLAG BEARER	TEAM FLAG BEARER
Washington	Jim McMahon	Jordan Pendleton
Air Force	Rob Morris	Nick Alletto
Florida State	Shad Hansen	Brandon Bradley
Nevada	Danny Plater	McKay Jacobson
Utah State	Colby Bockwoldt	Vic So'oto
San Diego State	Chris Farasopoulos, Ken Serck	Jason Spredon
TCU	Travis Bright	Landon Jaussi
Wyoming	Eric Drage	BJ Peterson
UNLV	Curtis Brown	Shane Hunter



# 2010 COUGAR FOOTBALL TEAM NOTES

## 2010 BYU FOOTBALL FIRESIDES

BYU head coach Bronco Mendenhall, his wife, Holly, and members of the BYU football team will participate in an hour-long devotional prior to eight football games this season.

These devotionals will be conducted prior to all road games as well as the Washington and San Diego State home games. They are referred to as "firesides" and are intended to help players, coaches, and those who attend strengthen or gain a knowledge of our purpose here on earth.

"The firesides have been a way for us to make a very clear statement of what our priorities are, or should be," Mendenhall says. "Football is simply the vehicle we use to help others come to a knowledge of what really brings joy and happiness to our lives. Football is not the priority. Some people don't understand that. These firesides are a way for all of us to help consider our priorities through understanding the purpose of life."

## 2010 FIRESIDE SCHEDULE

Friday, Sept. 3 (Washington)  
Pleasant Grove North Field Stake Center  
2195 Canyon Road  
Pleasant Grove, UT 84062

Friday, Sept. 10 (Air Force)  
Colorado Springs Stake Center  
155 Pine Avenue  
Colorado Springs, CO 80906

Friday, Sept. 17 (Florida State)  
Tallahassee Stake Center  
312 Stadium Drive  
Tallahassee, FL 32303

Thursday, Sept. 30 (Utah State)  
Logan Utah East Stake Center  
1450 E 1500 N  
Logan, UT 84341

Friday, Oct. 8 (San Diego State)  
Provo Wasatch (Tongan) Stake Center  
1625 South Slate Canyon Drive  
Provo, UT 84606

Friday, Oct. 15 (TCU)  
Colleyville Texas Stake Center  
500 West McDonwell School Road  
Colleyville, TX 76034

Friday, Nov. 12 (Colorado State)  
Fort Collins Stake Center  
600 E. Swallow Road  
Fort Collins, CO 80525

Friday, Nov. 26 (Utah)  
Salt Lake Ensign Stake Center  
135 A Street  
Salt Lake City, UT 84103

## CURRENTLY SERVING MISSIONS...

There are 51 members of the BYU football program currently serving two-year church missions in 16 different countries, including Argentina, Bulgaria, Chile, Democratic Republic of Congo, Costa Rica, Ghana, Guatemala, Japan, the Marshall Islands, Mexico, New Zealand, Panama, Philippines, Russia, South Africa and the United States. Members of the BYU football program who are currently serving missions cover six of the globe's seven continents and speak a total of eight different foreign languages, including Bulgarian, Japanese, Marshallese, Portuguese, Russian, Spanish and Tagalog.

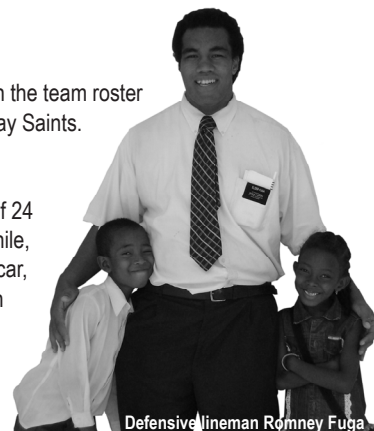
## SERVED MISSIONS...

Junior defensive lineman Romney Fuga, is one of 74 players (62 percent) on the team roster who has served a church mission for The Church of Jesus Christ of Latter-day Saints. Fuga returned home from a mission to Madagascar in the summer of 2009.

Current members of the BYU football team have served missions in a total of 24 countries and one territory, including Argentina, Australia, Brazil, Canada, Chile, Colombia, Costa Rica, England, Germany, India, Jamaica, Japan, Madagascar, Mozambique, New Zealand, Philippines, Puerto Rico, Russia, Samoa, South Africa, Spain, Sweden, Taiwan, and the United States.

Current members of the BYU football team have served missions in 18 different states, including Alabama, California, Colorado, Connecticut, Florida, Maryland, Minnesota, Missouri, Nevada, New York, North Carolina, Oklahoma, Oregon, Pennsylvania, Tennessee, Texas, Virginia and Washington.

Overall, 54 current members of the BYU football team speak a total of 17 different foreign languages and dialects, including Fante, French, Haitian Creole, German, Hawaiian, Jamaican Patois, Japanese, Korean, Malagasy, Mandarin Chinese, Portuguese, Russian, Samoan, Spanish, Tagalog, Tongan and Twi.



Defensive lineman Romney Fuga

## WHAT IS A MISSION?

\* The Church's missionary program is one of its most recognized characteristics. Mormon missionaries can be seen on the streets of hundreds of major cities in the world as well as in thousands of smaller communities.

\* The missionary effort is based on the New Testament pattern of missionaries serving in pairs, teaching the gospel and baptizing believers in the name of Jesus Christ (see, for example, the work of Peter and John in the book of Acts).

\* More than 50,000 missionaries are serving missions for The Church of Jesus Christ of Latter-day Saints at any one time. Most are young people under the age of 25, serving in nearly 350 missions throughout the world.

\* Missionaries can be single men between the ages of 19 and 25, single women over the age of 21 or retired couples. Missionaries work with a companion of the same gender during their mission, with the exception of couples, who work with their spouse. Single men serve missions for two years and single women serve missions for 18 months.

\* Missionaries receive their assignment from Church headquarters and are sent only to countries where governments allow the Church to operate. Missionaries do not request their area of assignment and do not know beforehand whether they will be required to learn a language.

\* Prior to going to their assigned area, missionaries spend a short period of time at one of 15 missionary training centers throughout the world. There they learn how to teach the gospel in an orderly and clear way and, if necessary, they begin to learn the language of the people they will be teaching. The largest training center is in Provo, Utah, with additional centers in Argentina, Brazil, Chile, Colombia, Dominican Republic, England, Ghana, Guatemala, Mexico, New Zealand, Peru, the Philippines, South Africa and Spain.

\* Male missionaries are addressed with the title "Elder" and women are addressed with the title "Sister."

\* A typical missionary day begins by waking at 6:30 a.m. for personal study. The day is spent proselytizing by following up on appointments, visiting homes or meeting people in the street or other public places. Missionaries end their day by 10:30 p.m.

\* In some parts of the world, missionaries are sent only to serve humanitarian or other specialized missions. Those missionaries do not proselytize.

\* Missionary work is voluntary. Missionaries fund their own missions — except for their transportation to and from their field of labor — and are not paid for their services.

\* Contacts with family and friends during this time of service are limited to letters and occasional phone calls to family at special times. Missionaries avoid entertainment, parties or other activities common to this age-group as long as they are on their missions, so they can focus entirely on the work of serving and of teaching others the gospel of Jesus Christ.



# 2010 COUGAR FOOTBALL

## TEAM NOTES

### BEST IN THE MOUNTAIN WEST

Since the Mountain West Conference was formed in 1999, BYU has posted a record of 61-25 against league opponents, marking the most wins of any other conference opponent. The Cougars have also won a league-best (tied) four MWC titles (1999, 2001, 2006 and 2007). Listed below is the all-time MWC standings:

TEAM	W	L	PCT.
BYU	62	25	.711
Utah	61	27	.690
Air Force	46	43	.529
Colorado State	43	44	.488
New Mexico	42	45	.488
TCU	39	7	.833
San Diego State	33	53	.361
UNLV	23	64	.274
Wyoming	24	64	.286

(Through games as of Nov. 8, 2010)

### 2010 MWC STANDINGS

TEAM	MWC	OVERALL
TCU	6-0	10-0
Utah	5-1	8-1
San Diego State	4-1	7-2
BYU	3-2	4-5
Air Force	3-3	6-4
Colorado State	2-4	3-7
New Mexico	1-4	1-8
UNLV	1-4	1-8
Wyoming	0-6	2-8

### HOLY MATRIMONY

BYU has long held the distinction of having the most married players of any other school in the country. This year is no exception. BYU has 31 players who are married, seven of whom have children: Nick Alletto, Alani Fua, Brandon Bradley, Spencer Hafoka, Shane Hunter, Aveni Leung-Wai and Jason Speredon.

### A FAMILY TRADITION

Several members of the football team have a relative currently or formerly involved with BYU Athletics. The following is a list of players and their relative(s):

PLAYER	RELATIVE (RELATION)	SPORT
Nick Alletto	Dan Alletto (brother)	Football
	Terrance Alletto (brother)	Football
Famika Anae	Robert Anae (father)	Football
	Famika Anae, Sr. (grandfather)	Football
	Brad Anae (uncle)	Football
	Mike Mills (grandfather)	Football
Luke Ashworth	Mike Mills (grandfather)	Football
Jordan Atkinson	Dave Atkinson (father)	Football
	Chick Atkinson (grandfather)	Football (head coach)
	Chuck Cutler (father)	Football
Dallin Cutler	Kevin Doman (father)	Football
	Brandon Doman (uncle)	Football
D.J. Doman	Cliff Doman (uncle)	Football
	Rex Doman (2nd cousin)	Football
Sam Doman (2nd cousin)	Sam Doman (2nd cousin)	Football
	Shawn Doman (2nd cousin)	Football
Matthew Edwards	LaVell Edwards (grandfather)	Football (head coach)
	John Edwards (father)	Track
Sarah Edwards (sister)	Sarah Edwards (sister)	Track, Cross Country
	Jim Edwards (uncle)	Football
Landon Fowler	Blaine Fowler (father)	Football
	Kellen Fowler (brother)	Football
Jameson Frazier	Danny Frazier (father)	Football
Ryan Freeman	Erik and Mark (brothers)	Football
Spencer Hafoka	Saia Hafoka (brother)	Football
Braden Hansen	Brock Hansen (brother)	Football
	Danny Hansen (uncle)	Football
Cole Herrmann	Jim Herrmann (father)	Football
McKay Jacobson	Hally Jacobson (mother)	Cheerleading
Jeniel Jacobson (sister)	Jeniel Jacobson (sister)	Cheerleading
Michael and Daniel (brothers)	Michael and Daniel (brothers)	Football
Carter Mees	Mike Mees (father)	Football
Zed & Zeke Mendenhall	Paul Mendenhall (great uncle)	Football
	Matt Mendenhall (2nd cousin)	Football
Bronco Mendenhall (2nd cousin)	Bronco Mendenhall (2nd cousin)	Football (head coach)
Chris Muehlmann (brother)	Chris Muehlmann (brother)	Football
Matt Payne (brother)	Matt Payne (brother)	Football
Kirk Pendleton (father)	Kirk Pendleton (father)	Football
Lance Jr. and Dallas (brothers)	Lance Jr. and Dallas (brothers)	Football
Lance Reynolds (father)	Lance Reynolds (father)	Football
Brock Richardson (brother)	Brock Richardson (brother)	Football
Casey Thurston (sister)	Casey Thurston (sister)	Volleyball
Aaron Wagner (brother)	Aaron Wagner (brother)	Football

### BAND OF BROTHERS...LITERALLY

The Cougars have used the motto "Band of Brothers" for several years, but this year the team took that quite literally. There are currently five pairs of brothers on the team, as well as five other sets consisting of one current player and one missionary who will return to play at BYU.

#### Both Current Players

Rhen & Terence Brown  
Zed & Zeke Mendenhall  
Houston & Matt Reynolds

#### One Current Player & One Missionary

Nick & Terrance Alletto  
Marcus & Mitch Mathews  
Zed & Zeke & Zane Mendenhall



# 2010 COUGAR FOOTBALL

## LAVELL EDWARDS STADIUM

### HOME FIELD DOMINANCE

Since it was built in 1964, the Cougars have fielded several dominating teams. Last season, BYU averaged 29.33 points per game at home. The Cougars have not had a negative points per game margin for the past six seasons, including all five years of head coach Bronco Mendenhall's tenure. In 2006, a 35.16-point differential was a BYU record in scoring margin in the stadium's 46-year history (and the program's 85-year history):

Year	BYU ppg.	Opp. ppg.	Margin of Difference
2010	28.00	18.40	9.60!
2009	29.33	29.33	0.00!
<b>2008</b>	<b>41.33</b>	<b>11.17</b>	<b>+30.16!</b>
2007	28.67	11.33	+17.33!
<b>2006</b>	<b>47.16</b>	<b>12</b>	<b>+35.16!</b>
2005	36.33	29.5	+6.83!
2004	22.83	22.16	+0.67#
2003	12.16	27.66	-15.5#
2002	27.5	23	+4.5#
2001	53.16	27.33	+25.83#
2000	24.5	16.83	+7.67^
1999	31.83	25.66	+6.17^
1998	35.33	15.5	+19.83^
1997	28.83	24.83	+4.00^
1996	42.71	15.57	+27.14^
1995	28.33	23	+5.33^
1994	29.66	25.83	+3.83^
1993	35.66	30.66	+5.00^
1992	29.83	18.66	+11.17^
1991	38.16	18.66	+20.6^
1990	48.66	23.5	+25.16^
1989	47.5	32.83	+14.67^
<b>1988</b>	<b>42.33</b>	<b>10.16</b>	<b>+32.17^</b>
1987	28.66	22	+6.66^
1986	29	15.66	+13.34^
1985	34.66	13.16	+21.5^
1984	40	15.16	+24.84^
1983	41	19.2	+21.8^
1982	38.4	20.6	+17.8^
1981	41	25.4	+15.6^
<b>1980</b>	<b>49.5</b>	<b>16.16</b>	<b>+33.34^</b>
<b>1979</b>	<b>40.6</b>	<b>6.4</b>	<b>+34.2^</b>
1978	30.4	9.4	+21.0^
1977	39	13.6	+25.4^
1976	43.66	22.16	+21.5^
1975	27.2	21.6	+5.6^
1974	31.6	15	+16.6^
1973	30.83	20	+10.83^
1972	24.4	25.6	-1.2^
1971	20.75	18	+2.75*
1970	12.6	14.8	-2.2*
1969	24.4	15	+9.4*
1968	16.4	32	-15.6*
1967	37.8	13.6	+24.2*
1966	27.66	20.16	+7.5*
1965	25.5	16.5	+9.0*
1964	23.4	15.8	+7.6*

Bold indicates 30 or greater point advantage.  
 \* Tommy Hudspeth coached teams  
 ^ LaVell Edwards coached teams  
 # Gary Crowton coached teams  
 ! Bronco Mendenhall coached teams

### LAVELL EDWARDS STADIUM

LaVell Edwards Stadium, with its 63,725-seat capacity, is home to BYU football. Originally Cougar Stadium, it was built in 1964 and seated 45,000. It was expanded in 1982 to seat 65,000 in permanent seats before official capacity became 64,045 after refurbishing the middle of the east section. Beginning in 2010, Edwards Stadium official capacity became 63,275 after seating was removed to allow for additional wheelchair access.

- Record:** 204-64 (.761)
- Stadium Record (since 1982 expansion):** 135-42 (.763)
- Stadium Record (since renaming in 2000):** 43-16 (.729)
- Last Six Home Games:** 5-1 (.833) - 2009-10
- Last 12 Home Games:** 9-3 (.750) - 2008-10
- Last 18 Home Games:** 15-3 (.833) - 2007-10
- Last 24 Home Games:** 21-3 (.875) - 2006-10

### "FAN" TASTIC FANS

The attendance in BYU's 27-13 loss to Nevada was 61,471, ending a streak of 19-straight sell-outs at LaVell Edwards Stadium over the course of more than three complete seasons. The last time the stadium was not sold out was against New Mexico on Nov. 18, 2006 when 63,814 fans were in attendance—231 short of a sellout.

### TOP 10 EDWARDS STADIUM CROWD

In 2009, BYU hosted two of the top-ten crowds since LaVell Edwards Stadium was modified in 2003. The crowd of 64,641 at the TCU game ranks third, ranking behind the crowd of 65,251 for the 2004 game against Notre Dame and the 64,749 in attendance for the 2007 Utah game. The Cougars' overtime contest against Utah last season is currently tenth with 64,301 fans attending the game.





# 2010 COUGAR FOOTBALL OFFENSIVE NOTES

## EVERYWHERE

BYU junior running back JJ Di Luigi has accumulated the fifth-highest per-game all-purpose yardage average through nine games of any Cougar in the last decade:

2001	Luke Staley	175.1
2007	Harvey Unga	154.2
2006	Curtis Brown	136.8
2008	Austin Collie	145.7
<b>2010</b>	<b>JJ Di Luigi</b>	<b>121.9</b>
2005	Curtis Brown	121.1
2002	Marcus Whalen	111.0
2004	Todd Watkins	110.1
2009	Harvey Unga	105.4
2003	Reynaldo Braithwaite	98.4

## HOME BOYS

A majority of the BYU two-deep includes athletes who grew up in hometowns just a few miles from Provo. Wide receiver Luke Ashworth and offensive linemen brothers Matt and Houston Reynolds even went to high school in Provo at Timpview High. Others from Utah County include tight end Mike Muehlmann from American Fork and fullback Zed Mendenhall from Alpine.

Other Utahns on the depth chart include left guard Braden Hansen from Sandy, right guard Jason Speredon from West Valley City, right tackle Braden Brown from Salt Lake City, quarterback James Lark from St. George and running back Bryan Kariya from Kaysville.

## HE'S GOT YOUR BACK

BYU starting offensive lineman Matt Reynolds enters the year as a preseason All-American after being named to the All-MWC First Team and College Football News All-Sophomore Team First Team. A Lombardi and Outland Trophy candidate, the 6-foot-6, 322-pound junior has started every game for the Cougars in his career and was named one of two team captains coming into 2010.

## TALE OF THE TAPE

BYU's starting five offensive linemen weigh in at an average 314 pounds and average 6-feet-5. In a season full of injuries for the Cougars, all five linemen have started every game of the season.

## PERSONAL PROPS

A number of Cougars set new career highs after BYU's 55-7 defeat of UNLV:

- Joshua Quezada: 66 rushing yards, 3 rushing touchdowns
- Jake Heaps: 294 passing yards, 42-yard long pass
- Ryan Folsom: 5 rushing attempts, 11 rushing yards, 4-yard rushing long
- David Foote: 2 rushing attempts, 15 rushing yards, 8-yard rushing long
- Cody Hoffman: 37-yard reception long, 50-yard kickoff return long
- James Lark: 1 pass completion, 1 pass attempt, 6 passing yards
- BJ Peterson: 6 receiving yards, 6-yard receiving long

## HEAPS BREAKS OUT

Freshman quarterback Jake Heaps threw for a career-high 294 yards and two touchdowns on 19-of-31 passing in BYU's win over UNLV. In the 55-7 win, he led BYU's offense to its best scoring production since a 59-0 victory over UCLA in 2008. He guided the BYU offense to 38 points in the first half, also the most since the UCLA victory in 2008. He also led BYU on a season-long drive of 86 yards as the offensive provided a balanced attack with over 500 yards in total offense on the day. The freshman also passed Ty Detmer and Matt Berry on the BYU freshman passing yards list, taking the top spot at 1,351 yards. Heaps also became the first freshman in BYU history to win three games as a starting freshman signal caller and tied the record for most starts at quarterback as a freshman with six (equaling Matt Berry).

## FRESHMEN OFFENSE

BYU true freshman running back Joshua Quezada scored the first, second and third rushing touchdown of his career on two separate runs of 13 yards and one run of four yards. His 13-yard scores are the longest rushing touchdowns for BYU this season. Quezada is the first BYU freshman to score three touchdowns in a game since Harvey Unga scored four (3 rush, 1 receiving) in 2007 against San Diego State and the first BYU true freshman to score three in a game since Curtis Brown's three rushing touchdowns against Utah State in 2002. Quezada's three TDs also tied an MWC record for most rushing touchdowns in a game by a freshman.

Redshirt freshman Cody Hoffman caught his second touchdown and longest reception of his career in the second quarter, hauling in a 37-yard pass from true freshman quarterback Jake Heaps. Hoffman also had a BYU season-long kickoff return of 50 yards.

## DIVIDE AND CONQUER

When BYU has passed for 300 yards and run for 200 yards, the Cougars are 39-0 since 1972 when LaVell Edwards took over as head coach and 5-0 under current head coach Bronco Mendenhall. BYU finished with 300 passing yards and 216 rushing yards against the Rebels.

## WHO NEEDS MARIO?

Junior running back JJ Di Luigi has led BYU in rushing eight of the Cougars' nine games while also gaining the most receiving yards in three games. The junior currently leads the team in rushing yards, receiving yards and all-purpose yards and is second in scoring and total offense.

## 2010 NATIONAL RANKINGS

### TEAM RANKINGS

Category	National Rank	Actual	National Leader	Actual	Conference Rank
Fumbles Lost	T-21	5	Oregon State	0	2
TFL Allowed	T-29	4.9	Utah	2.7	5
Turnovers Lost	T-30	13	Oregon State	4	2
Red Zone Offense	T-30	.87	Memphis	1.00	3

### INDIVIDUAL RANKINGS

Category	Player	National Rank	Actual	National Leader	Actual	Conf. Rank
All-Purpose Runners	JJ Di Luigi	50	121.9	Johnson (Tulsa)	184.0	3
Rushing Yds/Game	JJ Di Luigi	59	75.7	James (Oregon)	166.4	4





# 2010 COUGAR FOOTBALL

## DEFENSIVE NOTES

### WHERE IN THE USA?

The defensive two-deep hail from all corners of the country. Players hail from Alaska, Arkansas, California, Florida, Georgia, Hawaii, Idaho, Nevada, Texas, Utah. One player, Jadon Wagner, is from Alberta, Canada.

### MAKING HISTORY

BYU senior safety Andrew Rich's 80 tackles through the first nine games of the season are the fourth-most in recent BYU history:

	Individual	Team
2010	Andrew Rich - 80	605
2009	Andrew Rich - 55	595
2008	Matt Bauman - 74	658
2007	Kelly Poppinga - 60	596
2006	Cameron Jensen - 72	586
2005	Cameron Jensen - 54	616
2004	Cameron Jensen - 83	676
2003	Aaron Francisco - 83	635
2002	Paul Walkenhorst - 86	677
2001	Justin Ena - 63	566
2000	Justin Ena - 78	561

### SAME STARTERS

In nine games this season, BYU has used seven different starting lineups on defense. Numerous injuries have been a key factor in the constant shakeup, with 13 players getting the first starts of their careers and 20 different players starting at least one game this season.

### A LONG ROAD

Defensive lineman Vic So'oto has come a long way to his spot in the starting lineup after originally joining the team in 2005. So'oto came in to the program as a tight end, playing in 11 games. After redshirting in 2006, So'oto enjoyed a sophomore season in which he saw action in all 13 games at both tight end and on special teams, grabbing 12 receptions for 124 yards.

It was after So'oto's sophomore year that the BYU coaching staff asked So'oto to switch sides of the ball, converting the tight end to a linebacker. Unfortunately, So'oto suffered a season-ending injury in just the second game of the season at Washington. After receiving an extra year of eligibility, So'oto returned in 2009, this time as a defensive lineman, backing up Mountain West Conference career sack leader Jan Jorgensen.

In 2010, So'oto has started every game and is sixth on the team in total tackles in addition to eight tackles-for-loss, three sacks, six quarterback hurries and one interception.

### PERSONAL PROPS

A number of Cougars set new career highs after BYU's 55-7 defeat of UNLV:

- Graham Rowley: 1 solo tackle, 1 assisted tackle, 2 total tackles, 1 sack, 1 tackle-for-loss
- Connell Hess: 1 solo tackle, 1 sack, 1 tackle-for-loss
- Matt Putnam: 2 tackles-for-loss
- Austen Jorgensen: 1 sack, 1 tackle-for-loss
- James Frazier: 1 interception
- Thomas Bryson: 1 assisted tackle

### QUICK IMPROVEMENT

Since BYU head coach Bronco Mendenhall took over the defensive coordinator duties one month ago, the Cougar defense has seen marked improvements in both its opponents' per-game averages and its national statistical rankings in four games against San Diego State (7-2), No. 3 TCU (9-0), Wyoming (2-8) and UNLV, respectively. Highlights include: **vs. SDSU:** Held #46 rushing offense 113 yards below its average, a season-low 53 yards...held #23 total offense 178.5 yards below average to a season-low 273 yards...held #27 scoring offense 13.9 points below its average to a season-low 21 points...held #19 passing offense 63 yards below its average to 220 yards, second-lowest on the season.

**at TCU:** Held #10 rushing offense 162.9 yards below its average, a season-low 108 yards...held #8 total offense 104.7 yards below its average to 381 yards, second-lowest on the season...held #8 scoring offense to 9.8 points below its average to 31.

**vs. Wyoming:** Held the Cowboys to 63 yards rushing, 110 yards passing and 173 total yards while earning 12.0 tackles-for-loss, 3.0 sacks, seven pass breakups, six quarterback hurries, a fumble forced, a fumble recovered and a safety. All but the rushing and passing marks tied or set new season highs for the Cougar defense.

**vs. UNLV:** Held the Rebels to 11 pass completions, 22 yards rushing, 122 yards passing and 144 total yards, all season lows for UNLV. BYU also posted season highs of 5 sacks and 2 interceptions and season lows of 7 points and 11 first downs allowed.

### BYU Defensive Improvements

	First 5 Games (Nat'l Rank)	Last 4 games	Difference	Overall	Overall Difference
Rushing Defense	259.2 (120th)	61.5	-197.7	171.3 (87th)	-87.9 (-33)
Passing Defense	174.2 (28th)	181.3	+7.1	177.3 (16th)	+3.1 (-12)
Total Defense	433.4 (101st)	242.8	-190.6	348.7 (49th)	-84.7 (-52)
Scoring Defense	28.8 (87th)	19.8	-9.0	24.8 (61st)	-4.0 (-26)

### SACKMASTERS

Five Cougars each had a solo sack against the Rebels last Saturday; the five sacks are a team season high. Graham Rowley, Austen Jorgensen and Connell Hess each recorded their first career sacks while Matt Putnam had his first of the season and Corby Eason recorded his second, both coming off of corner blitzes.

### RUSH TO THE DEFENSE

The Cougars held UNLV to a season-low 22 rushing yards, including zero in the first quarter, one in the third quarter, and minus-25 in the fourth quarter. The Rebels' 22 net rushing yards are the fewest by a BYU opponent since the Cougars held San Diego State to 20 net yards rushing last year.

### DON'T CROSS THE LINE

UNLV did not earn a first down until 12:07 left in the second quarter. In BYU's last outing the Cougars did not allow Wyoming to gain a first down until just over four minutes remaining in the first quarter.

### 2010 NATIONAL RANKINGS

#### TEAM RANKINGS

Category	National Rank	Actual	National Leader	Actual	Conference Rank
Passing Defense	16	177.3	TCU	121.9	3
1st Downs Defense	T-36	18.00	TCU	12.00	3
Total Defense	49	348.7	TCU	215.5	4

#### INDIVIDUAL RANKINGS

Category	Player	National Rank	Actual	National Leader	Actual	Conf. Rank
Solo Tackles/Game	Andrew Rich	T-32	5.3	Foster (Washington)	8.7	2
Tackles/Game	Andrew Rich	T-40	8.9	Kuechly (Boston Coll.)	13.9	3



# 2010 COUGAR FOOTBALL SPECIAL TEAMS NOTES

## DISTANT COUSIN

Deep snapper Reed Hornung comes to BYU with a familiar family name. Paul Hornung, a former Notre Dame great, won the Heisman Trophy in 1956 and was known as one of the best all-around players in history, playing quarterback while also running, passing, blocking and tackling. An award given beginning this season is named in his honor and will be awarded to the best all-around player in college football. Reed and Paul are related -- Paul is Reed's father's second cousin.

## STEPHENSON NAMED MWC SPECIAL TEAMS POW

COLORADO SPRINGS, Colo. – BYU's Riley Stephenson earned Mountain West Conference Special Teams Player of the Week honors for his performance in the Cougars' season-opening victory over Washington.

The sophomore punter/kicker helped BYU control the field-position battle in the Cougars' 23-17 win, making the Huskies start inside the 15-yard line on three of six punts and inside the 20 on three of five kickoffs. Stephenson's six punts tied a career high.

## HERE COMES THE BOOM

MWC honorable mention honoree Riley Stephenson returns at punter for BYU after a successful freshman campaign. Stephenson is known for his ability to place punts near the goalline, putting eight kicks inside the 20 last season. The sophomore can also boom kicks when needed, totaling eight punts over 50 yards in 2009, including a career-high and BYU bowl game record 60-yard punt against Oregon State in the Las Vegas Bowl.

## IT'S BEEN A WHILE

BYU has been unable to return a kickoff for a touchdown for 153 consecutive games. Mike Rigell was the last Cougar to accomplish the feat, turning in a 96-yard touchdown in a 31-9 victory at Hawaii on October 17, 1998.

The last time BYU returned a punt for a touchdown was back on Nov. 9, 2006 when freshman McKay Jacobson ran one back 77 yards against Wyoming at Edwards Stadium. Fifty-one games have passed since then.

## CATCHING PASSES, CATCHING KICKS

Filling in an opening as a kickoff returner, redshirt freshman Cody Hoffman returned the first four kickoffs of his career against Wyoming, racking up a total of 104 yards while also fulfilling his duties at wide receiver. Hoffman is the first Cougar to pass the 100-yard kickoff return mark since Austin Collie totaled 134 yards against Utah in 2008. For his efforts, Hoffman was named the MWC Special Teams Player of the Week, the first conference award of his career.

Hoffman followed up his newfound special teams excellence with a 50-yard kickoff return against UNLV, the longest for BYU this season and the longest kickoff return by a Cougar since Austin Collie's 70-yard return against Utah in 2008. He also caught his second touchdown pass of the season against the Rebels.

## PAYNE SETS BYU RECORD

Senior kicker Mitch Payne set several personal or team records on Saturday while making all seven PAT attempts and connected on both field goal tries in BYU's win over UNLV. He made field goals from 48 yards and 25 yards with his 48-yarder as time ran out at the end of the half setting a new season high while being just one yard off his career best effort. His 25-yarder in the fourth quarter also set a new career high as his 11th field goal of the season, passing the 10 field goals he made each of his previous three seasons. His seven PATs set another season best and was just one shy of his career mark of eight PATs in a single game. On his sixth PAT of the day he set the BYU all-time record for most PAT attempts. He finished the day with 181 career PAT attempts as the Cougar kicker. He is 11-of-14 overall on field goals this year and 18-of-19 on PATs. He is also 36 points away from scoring the most points of any Cougar player in BYU history, a record currently held by kicker Owen Pochman (1997-00) with 333 points.

In the MWC record books, Payne is 15 points away from passing his brother for first all-time in career kicking points. Payne kicked the third-most extra points in a season in MWC history in 2009 with 59 PATs. He also holds the MWC record for juniors for most PATs made in a game, converting eight against UNLV in 2009. With 59 PATs last season, Payne also became the BYU and Mountain West Conference career PATs made leader with 156, surpassing his brother Matt's record of 150 career PATs made.

## ALL GOOD THINGS...

Senior kicker Mitch Payne had a 28-yard field goal blocked in BYU's last game against Wyoming, spoiling the senior's perfect mark on field goal attempts under 30 yards. Payne converted 23-of-23 attempts on his career and 8-of-8 attempts this season before being blocked in the fourth quarter against the Cowboys. Payne did convert on a field goal attempt of 42 yards, a new season high.

## FALSLEV TAKES OFF

Freshman JD Falslev returned the first kickoff of his career 34 yards to the BYU 46-yard line, setting up the Cougars' first points of the game at Utah State. Falslev finished with three returns for 64 yards in his hometown of Logan. Since then, the freshman's has become BYU's primary punt and kick returner. Falslev leads the team with 10 punt returns for 88 yards and has returned five kickoffs a total of 117 yards.

## 2010 NATIONAL RANKINGS

### TEAM RANKINGS

Category	National Rank	Actual	National Leader	Actual	Conference Rank
Punt Ret. Defense	32	6.92	Tulsa	1.00	3
Kickoff Returns	35	23.3	Kansas State	28.3	6
Punt Returns	54	8.89	Utah	20.8	4

### INDIVIDUAL RANKINGS

Category	Player	National Rank	Actual	National Leader	Actual	Conf. Rank
Field Goals/Game	Mitch Payne	T-37	1.22	Hrapmann (S. Miss)	2.33	3



# 2010 COUGAR FOOTBALL RECORD WATCH

## RECORDS TO WATCH

As the season continues, several current BYU and MWC records are in jeopardy of getting broken. Below is a list of records to keep an eye on throughout the remainder of the season.

	RECORD TO WATCH	ACTUAL	CURRENT HOLDER	CURRENT RECORD	DIFFERENCE
Mitch Payne	BYU Career PAT Conversions	174	Kurt Gunther (1980-82)	162	+12
	BYU Career PAT Attempts	181	Kurt Gunther (1980-82)	179	+2
	MWC Career Kicking Points	297	Matt Payne (2001-04)	312	-15
	BYU Scoring	297	Owen Pochman (1997-00)	333	-36
Jake Heaps	BYU Freshman Pass Attempts	260	Matt Berry (2002-05)	184	+76
	BYU Freshman Passing Yards	1,351	Matt Berry (2002-05)	1,309	+42
	BYU Freshman Pass Completions	139	Matt Berry (2002-05)	108	+31
	BYU Freshman Wins	3	Matt Berry (2002-05)	2	+1
	BYU Freshman Games Started	6	Matt Berry (2002-05)	6	0
	BYU Freshman Games Played	9	Lance Pendleton (2001-03)	10	-1
	BYU Freshman Passing Touchdowns	4	Ty Detmer (1988-91)	13	-9

## REWRITING THE RECORD BOOKS

As the 2009 season has come to an end, so have numerous BYU and MWC team and individual records. Below is a list of Cougars who have helped rewrite the record books last year.

	RECORD BROKEN	NEW RECORD	PRIOR HOLDER	PREV. RECORD	DIFFERENCE
Max Hall	BYU Career Quarterback Wins	32	Ty Detmer	29	+3
	MWC Career Total Offensive Yards	11,562	John Beck (2003-06)	11,060	+502
	MWC Career Passing Yards	11,365	John Beck (2003-06)	11,021	+344
	MWC Career Passing Touchdowns	94	John Beck (2003-06)	79	+15
	MWC Career 300-Yard Passing Games	20	John Beck (2003-06)	17	+3
	MWC 300-Yard Passing Games in a Season	8	Max Hall (2008)	7	+1
Jan Jorgensen	MWC Career Sacks	28.5	Jerry Hughes (2006-09)	28.5	0
	MWC Career Tackles for Loss	44	Chase Ortiz (2005-07)	41.5	+2.5
Dennis Pitta	BYU Career Tight End Receiving Yards	2,901	Gordon Hudson (1980-83)	2,484	+317
	BYU Career Tight End Receptions	221	Gordon Hudson (1980-83)	178	+43
	BYU Career Receptions	221	Austin Collie (2004, 2007-08)	215	+6
	NCAA Career Tight End Receiving Yards	2,901	Ibn Green (1996-99)	2,830	+71
Harvey Unga	BYU Career Rushing Yards	3,455	Curtis Brown (2002, 2004-06)	3,221	+234
	BYU Career Rush Attempts	696	Curtis Brown (2002, 2004-06)	641	+55



# 2010 COUGAR FOOTBALL COACHES NOTES

## TOP TEN ALL-TIME

BYU head coach Bronco Mendenhall's 49 wins through his first five seasons as an FBS head coach ties him for 10th all-time for best career starts by wins.

Coach, Team	W	L	T	Pct.
Walter Camp, Yale, Stanford	69	2	2	.959
George Woodruff, Penn	67	5	0	.931
Bob Pruett, Marshall	58	9	0	.866
*Bob Stoops, Oklahoma	55	11	0	.833
Pete Carroll, USC	54	10	0	.844
Larry Coker, Miami (FL)	53	9	0	.855
*Mark Richt, Georgia	52	13	0	.800
Barry Switzer, Oklahoma	51	5	2	.896
John Robinson, USC	50	8	2	.850
R.C. Slocum, Texas A&M	49	12	1	.798
Lloyd Carr, Michigan	49	13	0	.790
<b>*Bronco Mendenhall</b>	<b>49</b>	<b>15</b>	<b>0</b>	<b>.766</b>
Frank Solich, Nebraska	49	16	0	.754

\*active

Coach Mendenhall began the season as the fourth-winningest active coach by percentage with a minimum of five years at an FBS school.

Coach, Team	Yrs.	W	L	Pct.
1. Urban Meyer, Florida	9	96	18	.842
2. Bob Stoops, Oklahoma	11	117	29	.801
3. Mark Richt, Georgia	9	90	27	.769
<b>4. Bronco Mendenhall, BYU</b>	<b>5</b>	<b>49</b>	<b>15</b>	<b>.766</b>

## UP OR DOWN

Following is a break down of the BYU coaching staff's location during the game:

<b>In the Pressbox</b>	Lance Reynolds (RB)
	Kelly Poppinga (OLB)
<b>On the Field</b>	Bronco Mendenhall (HC)
	Robert Anae (OC)
	Brandon Doman (QB)
	Mark Weber (OL)
	Patrick Higgins (STC/WR)
	Paul Tidwell (ILB)
	Steve Kaufusi (DL)
	Nick Howell (DB)

## PROFESSIONAL EXPERIENCE

The BYU coaching staff has five members who have played football in the National Football League or the old USFL. Associate Head Coach Lance Reynolds was drafted by the Pittsburgh Steelers in 1978 and also played at Philadelphia. Offensive coordinator Robert Anae was drafted in the third round by the New Jersey Generals of the USFL. Quarterbacks coach Brandon Doman was drafted by the San Francisco 49ers in 2002 and also played with the Washington Redskins. Steve Kaufusi also has NFL experience. Kelly Poppinga played in the NFL in 2008, seeing time on three teams before going to Super Bowl XLIII with the Arizona Cardinals.

## BEST OF THE BUNCH

Following the 2004 season, Bronco Mendenhall was one of 13 men who received their first head football coaching job at the Football Bowl Subdivision (Division I-A) level. Of those 13 coaches, Bronco Mendenhall has compiled one of the best overall records to date. Following is a list of the coaches and their current records.

### HEAD COACH, SCHOOL

HEAD COACH, SCHOOL	RECORD
Kyle Whittingham, Utah	54-18
Bronco Mendenhall, BYU	53-20
Mike Gundy, Oklahoma State	44-28
Dave Wannstedt, Pittsburgh	40-29
Bill Cubit, Western Michigan	37-33
Skip Holtz, Eastern Carolina	Resigned Jan. 14, 2010
Charlie Weis, Notre Dame	Fired Nov. 30, 2009
Mark Snyder, Marshall	Resigned on Nov. 29, 2009
Mike Sanford, UNLV	Fired on Nov. 16, 2009
Shane Montgomery, Miami (OH)	Resigned on Nov. 29, 2008
Brent Guy, Utah State	Fired on Nov. 17, 2008
Greg Robinson, Syracuse	Fired on Nov. 17, 2008
Ed Orgeron, Mississippi	Fired on Nov. 24, 2007

## BYU COACHING STAFF

Head Coach/Defensive Coordinator	Bronco Mendenhall, 6th yr.
Assistant Head Coach/Running Backs	Lance Reynolds, 28th yr.
Offensive Coordinator	Robert Anae, 6th yr.
Quarterbacks	Brandon Doman, 6th yr.
Offensive Line	Mark Weber, 4th yr.
Wide Receivers/Special Teams Coordinator	Patrick Higgins, 6th yr.
Defensive Line	Steve Kaufusi, 9th yr.
Outside Linebackers	Kelly Poppinga, 2nd yr.
Inside Linebackers/Recruiting	Paul Tidwell, 10th yr.
Secondary	Nick Howell, 4th yr.
Head Strength and Conditioning	Jay Omer, 10th yr.

## BYU SUPPORT STAFF

Director of Football Operations	Duane Busby
Equipment Manager	Mick Hill
Head Trainer	Kevin Morris
Assistant Trainer	Jeff Hurst
Strength & Conditioning	Justin McClure
Graduate Assistant, Defense	Shaun Nua
Graduate Assistant, Offense	Kelly Bills
Intern, Defense	Jason Walker
Orthopedic Surgeon	Dr. Kirt Kimball
Team Physician	Dr. Mitch Pratte
Video Coordinator	Lane Olson
Assistant to Head Coach	Carey Hoki
Football Secretary	Shirley Johnson
High School Relations Coordinator	Patrick Hickman
Academic Coach	Jim Hamblin
Media Relations Director	Brett Pyne
Asst. Media Relations Director	Jordan Christiansen
Special Events Director	Larry Duffin
Ticket Manager	David Miles
Director, Photo Services	Mark Philbrick



# 2010 COUGAR FOOTBALL HEAD COACH BRONCO MENDENHALL



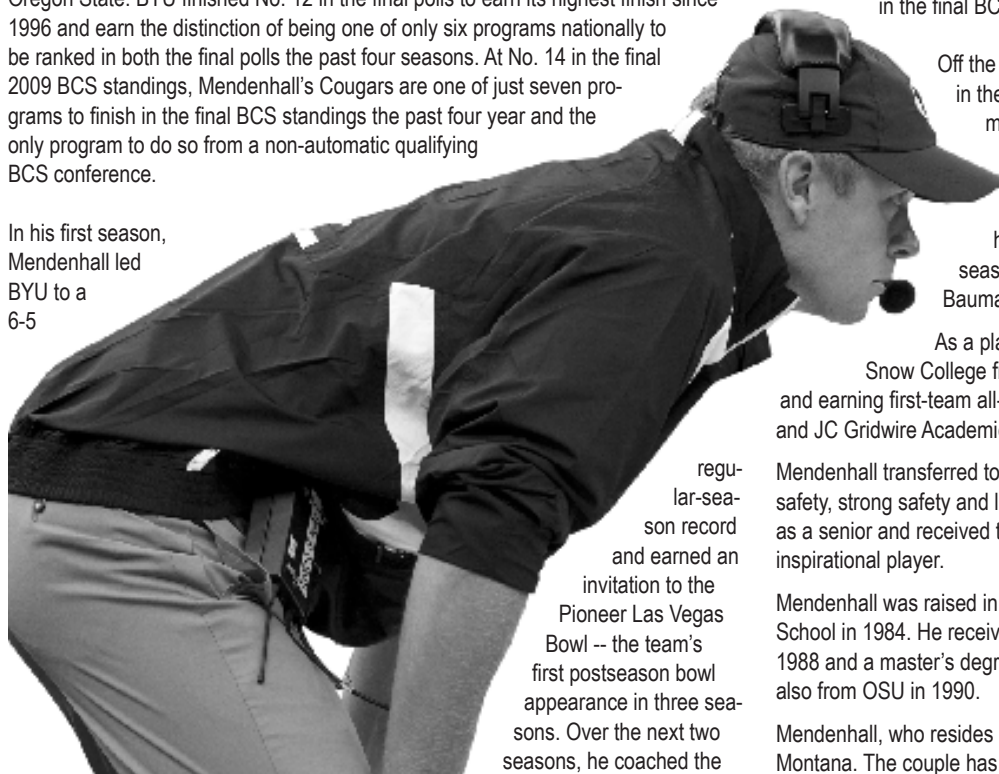
## BRONCO MENDENHALL SIXTH SEASON

During his first five seasons as the head coach at Brigham Young University, Bronco Mendenhall has returned the Cougars to the ranks of the nation's top teams. Taking over a BYU program in 2005 that was coming off three losing seasons, Mendenhall has guided his teams to five straight bowl invitations, two outright Mountain West Conference championships and consistent national top-25 rankings.

Under his leadership, the Cougars earned a 49-15 record in his first five years--the best record of any first-time head coach over the past five seasons and a mark topped by only 11 coaches overall. Mendenhall's .766 winning percentage entering the season ranked No. 4 among all active FBS head coaches with at least five years of experience. Mendenhall has led BYU to bowl wins in three of the last four years while achieving a 43-9 record in that span, a ledger topped by only four other teams--Boise State, Florida, Texas and Ohio State. In doing so, the Cougars have achieved four straight seasons with 10 or more wins for the first time in school history.

While recording an 11-2 record and 7-1 league mark, Mendenhall's 2009 team went 3-1 against ranked opponents, including a 14-13 season-opening win over No. 3 Oklahoma and a 44-20 season finale Maaco Bowl Las Vegas victory over No. 16 Oregon State. BYU finished No. 12 in the final polls to earn its highest finish since 1996 and earn the distinction of being one of only six programs nationally to be ranked in both the final polls the past four seasons. At No. 14 in the final 2009 BCS standings, Mendenhall's Cougars are one of just seven programs to finish in the final BCS standings the past four year and the only program to do so from a non-automatic qualifying BCS conference.

In his first season, Mendenhall led BYU to a 6-5



regular-season record and earned an invitation to the Pioneer Las Vegas Bowl -- the team's first postseason bowl appearance in three seasons. Over the next two seasons, he coached the

Cougars to back-to-back 11-win seasons and claimed consecutive MWC titles with a combined record of 16-0 against league opponents.

In 2008, BYU posted a 10-2 regular season to achieve three straight 10-win seasons for only the third time in school history. In doing so, Mendenhall's teams became the first in Cougar history to go unbeaten at home over three consecutive seasons.

The Cougars have received five straight bowl invitations for the first time since a string of 17 consecutive bowls invitations from 1978 through 1994. Mendenhall is the only coach in BYU football history to take his first five teams to a bowl game.

Following the 2006 season, Mendenhall was named the American Football Coaches Association Region IV Coach of the Year. In addition, Mendenhall was named by the Football Writers Association of America one of nine finalists for the prestigious Eddie Robinson Coach of the Year Award.

In 2007, BYU finished the season ranked No. 17 in the final BCS standings--three places higher than the 2006 Cougars. In the final polls of the season, BYU finished ranked 14th in both the Associated Press and USA Today Coaches Poll. Defensively, BYU ranked 9th in the nation, allowing just 18.5 points per game.

In 2008, BYU earned a spot in the national polls each week of the season, including a ranking as high as No. 7. With just two regular-season blemishes on its resume with road losses at No. 6 Utah and No. 11 TCU, BYU earned a No. 16 ranking in the final BCS standings and an invitation to the 2008 Las Vegas Bowl.

Off the field, BYU has had five Academic All-American citations in the past two seasons. In 2008, only Penn State (4) placed more student-athletes on the ESPN the Magazine Academic All-America First Team. Cougar starters David Oswald (offensive tackle), Matt Bauman (linebacker) and Kellen Fowler (safety) each earned the high honor as BYU had three first-teamers for the first time during the same season. In 2009, Scott Johnson earned first-team honors and Bauman was a second-team selection.

As a player, Mendenhall was a two-year starter at cornerback for Snow College from 1984-85, winning the NJCAA National Championship and earning first-team all-conference, all-region, second-team NJCAA All-America and JC Gridwire Academic All-America honors.

Mendenhall transferred to Oregon State and was a two-year starter, playing free safety, strong safety and linebacker for the Beavers. Mendenhall was a team captain as a senior and received the Leo Gribkoff Memorial Award, given to the team's most inspirational player.

Mendenhall was raised in Alpine, Utah, and graduated from American Fork High School in 1984. He received a bachelor's degree in education from Oregon State in 1988 and a master's degree in education with an emphasis in exercise physiology also from OSU in 1990.

Mendenhall, who resides in Alpine, Utah, is married to Holly Johnston of Missoula, Montana. The couple has three sons.

### Coaching Experience:

Oregon State (1989-90)  
Graduate assistant; defensive line

Snow College (1991-92)  
Defensive coordinator; secondary

Northern Arizona (1993-94)  
Secondary (1993)  
Co-defensive coordinator; secondary (1994)

Oregon State (1995-96)  
Defensive line (1995)  
Defensive coordinator; secondary (1996)

Louisiana Tech (1997)  
Secondary

New Mexico (1998-02)  
Defensive coordinator; secondary (1998-02)  
Assistant head coach (2002)

Brigham Young (2003-present)  
Head Coach (2005-present)  
AFCA Region 5 Coach of the Year (2006)  
MWC Coach of the Year (2006)  
Defensive coordinator (2003-04)  
BYU Cougar Club Assistant Coach of the Year (2003)



# 2010 COUGAR FOOTBALL

## OFFENSIVE PLAYERS TO WATCH



**#10 JJ DI LUIGI**  
JUNIOR / RUNNING BACK / 5-9 / 190

- 4th in the MWC in rushing at 75.7 ypg (5.2 yards per carry)
- 3rd in the MWC in all-purpose yards at 121.9 ypg
- Led BYU in rushing 8 of 9 games
- Leads the team in rushing yards, receiving yards and all-purpose yards; is second in scoring and total offense
- Averaging 126 all-purpose ypg and one touchdown per game in five home games


OPPONENT	RushAtt	RushYds	TDs	Long	Rec	RecYds	TD	Long	All-Purp
Washington	13	69	0	19	4	83	1	48	152
at Air Force	7	103	1	43	3	25	0	16	163
at Florida State	18	93	0	21	3	36	0	16	129
Nevada	15	67	1	14	8	56	0	14	123
at Utah State	12	42	1	12	5	62	0	32	123
San Diego State	22	134	1	46	3	23	0	13	157
at TCU	9	11	0	7	6	37	0	11	48
Wyoming	16	82	1	14	1	-4	0	0	78
UNLV	19	80	1	20	4	44	0	21	124
at Colorado State									
New Mexico									
at Utah									
<b>TOTALS</b>	<b>131</b>	<b>681</b>	<b>6</b>	<b>46</b>	<b>37</b>	<b>362</b>	<b>1</b>	<b>48</b>	<b>1,097</b>

### SEASON HIGHS

Rush Attempts	.....22 vs. San Diego State
Rushing Yards	.....134 vs. San Diego State
Rushing TDs	.....1 six times
Long Rush	.....46 vs. San Diego State
Receptions	.....8 vs. Nevada
Receiving Yards	.....83 vs. Washington
Receiving TDs	.....1 vs. Washington
Long Reception	.....48 vs. Washington
All-Purpose Yards	.....163 at Air Force

### CAREER HIGHS

Rush Attempts	.....22 vs. SDSU (2010)
Rushing Yards	.....134 vs. SDSU (2010)
Rushing TDs	.....2 at Tulane (2009)
Long Rush	.....46 vs. SDSU (2010)
Receptions	.....8 vs. Nevada (2010)
Receiving Yards	.....94 at Wyoming (2009)
Receiving TDs	.....2 at Wyoming (2009)
Long Reception	.....48 vs. Wash. (2010)
All-Purpose Yards	.....163 at Air Force (2010)



**#9 JAKE HEAPS**  
FRESHMAN / QUARTERBACK / 6-1 / 194

- Started the last six games
- Career-high 294 passing yards last week versus UNLV
- BYU freshman quarterback record-holder in passing yards, completions, passing attempts and wins
- Had career-long 42 pass against UNLV
- 1 of 10 true freshman to start at quarterback at an FBS school this season


OPPONENT	RushAtt	RushYds	TDs	Long	Cmp-Att-Int	PassYds	TD	Long	Total Offense
Washington	1	6	0	6	13-23-0	131	0	25	137
at Air Force	0	0	0	0	2-6-1	15	0	8	15
at Florida State	6	-61	0	0	15-31-0	114	1	16	53
Nevada	3	-2	0	6	24-45-0	229	0	25	227
at Utah State	3	-2	0	13	27-54-2	270	0	32	268
San Diego State	6	4	0	7	15-22-1	126	0	23	130
at TCU	3	-21	0	0	14-30-2	91	0	13	70
Wyoming	1	-11	0	0	10-18-1	81	1	22	70
UNLV	0	0	0	0	19-31-0	294	2	42	294
at Colorado State									
New Mexico									
at Utah									
<b>TOTALS</b>	<b>23</b>	<b>-87</b>	<b>0</b>	<b>13</b>	<b>139-260-7</b>	<b>1351</b>	<b>4</b>	<b>42</b>	<b>1,264</b>

### SEASON HIGHS

Pass Completions	.....27 at Utah State
Pass Attempts	.....54 at Utah State
Passing TDs	.....2 vs. UNLV
Passing Yards	.....294 vs. UNLV
Long Pass	.....42 vs. UNLV
Interceptions	.....2 at USU, at TCU
Total Offense	.....294 vs. UNLV
Rushing Attempts	.....6 at FSU, vs. SDSU
Rushing Yards	.....6 vs. Washington
Long Rush	.....13 at Utah State

### CAREER HIGHS

Pass Completions	.....27 at Utah State
Pass Attempts	.....54 at Utah State
Passing TDs	.....2 vs. UNLV
Passing Yards	.....294 vs. UNLV
Long Pass	.....42 vs. UNLV
Interceptions	.....2 at USU, at TCU
Total Offense	.....294 vs. UNLV
Rushing Attempts	.....6 at FSU, vs. SDSU
Rushing Yards	.....6 vs. Washington



**#33 BRYAN KARIYA**  
JUNIOR / RUNNING BACK / 6-0 / 218

- Led BYU with game-high and career-high 88 rushing yards in win over Wyoming
- After totaling 86 yards rushing over the first 5 games, has rushed for 85, 57, 88 and 46 yards for a 276-yard total over the past 4 games
- Has caught a pass in every game but one (Wyoming)

OPPONENT	RushAtt	RushYds	TDs	Long	Rec	RecYds	TD	Long	All-Purp
Washington	8	20	0	8	1	1	0	1	21
at Air Force	7	23	0	6	1	1	0	1	24
at Florida State	7	27	0	7	2	10	0	5	37
Nevada	4	11	0	7	2	5	0	4	16
at Utah State	4	5	1	3	2	8	0	5	13
San Diego State	22	85	2	12	2	13	0	13	98
at TCU	12	57	0	9	4	31	0	13	88
Wyoming	19	88	1	15	0	0	0	0	88
UNLV	11	46	1	13	1	14	0	14	60
at Colorado State									
New Mexico									
at Utah									
<b>TOTALS</b>	<b>94</b>	<b>362</b>	<b>5</b>	<b>15</b>	<b>15</b>	<b>83</b>	<b>0</b>	<b>14</b>	<b>445</b>

### SEASON HIGHS

Rush Attempts	.....22 vs. San Diego State
Rushing Yards	.....88 vs. Wyoming
Rushing TDs	.....2 vs. San Diego State
Long Rush	.....15 vs. Wyoming
Receptions	.....4 at TCU
Receiving Yards	.....31 at TCU
Receiving TDs	.....N/A
Long Reception	.....14 vs. UNLV
All-Purpose Yards	.....98 vs. San Diego State

### CAREER HIGHS

Rush Attempts	.....22 vs. SDSU (2010)
Rushing Yards	.....88 vs. Wyoming (2010)
Rushing TDs	.....2 vs. SDSU (2010)
Long Rush	.....16 vs. Arizona (2008)
Receptions	.....4 two times (09, 10)
Receiving Yards	.....76 vs. Oklahoma (2009)
Receiving TDs	.....1 two times (2009)
Long Reception	.....49 vs. Oklahoma (2009)
All-Purpose Yards	.....118 vs. Oklahoma (2009)



# 2010 COUGAR FOOTBALL

## OFFENSIVE PLAYER STATISTICS

### #29 LUKE ASHWORTH

SENIOR / WIDE RECEIVER / 6-2 / 201

OPPONENT	RushAtt	RushYds	TDs	Long	Rec	RecYds	TD	Long	All-Purp
Washington	0	0	0	0	6	24	0	12	24
at Air Force	0	0	0	0	1	8	0	8	8
at Florida State	0	0	0	0	2	6	0	7	6
Nevada	0	0	0	0	2	15	0	9	15
at Utah State	0	0	0	0	0	0	0	0	0
San Diego State	0	0	0	0	0	0	0	0	0
at TCU	0	0	0	0	0	0	0	0	0
Wyoming	0	0	0	0	6	57	1	22	57
UNLV	0	0	0	0	5	83	1	42	83
at Colorado State									
New Mexico									
at Utah									
<b>TOTALS</b>	<b>0</b>	<b>0</b>	<b>0</b>	<b>0</b>	<b>22</b>	<b>193</b>	<b>2</b>	<b>42</b>	<b>193</b>

### #32 MIKE HAGUE

SOPHOMORE / RUNNING BACK / 5-10 / 220

OPPONENT	RushAtt	RushYds	TDs	Long	Rec	RecYds	TD	Long	All-Purp
Washington	0	0	0	0	0	0	0	0	0
at Air Force	0	0	0	0	0	0	0	0	0
at Florida State	0	0	0	0	1	13	0	13	13
Nevada	0	0	0	0	0	0	0	0	0
at Utah State	0	0	0	0	0	0	0	0	0
San Diego State	0	0	0	0	1	10	0	10	10
at TCU	1	3	0	3	2	14	0	10	17
Wyoming	0	0	0	0	0	0	0	0	0
UNLV	0	0	0	0	0	0	0	0	0
at Colorado State									
New Mexico									
at Utah									
<b>TOTALS</b>	<b>1</b>	<b>3</b>	<b>0</b>	<b>3</b>	<b>4</b>	<b>37</b>	<b>0</b>	<b>13</b>	<b>40</b>

### #2 CODY HOFFMAN

FRESHMAN / WIDE RECEIVER / 6-4 / 205

OPPONENT	RushAtt	RushYds	TDs	Long	Rec	RecYds	TD	Long	All-Purp
Washington	0	0	0	0	1	14	0	14	14
at Air Force	0	0	0	0	3	37	0	27	37
at Florida State	0	0	0	0	5	17	1	5	17
Nevada	0	0	0	0	4	74	0	25	105
at Utah State	0	0	0	0	6	46	0	14	46
San Diego State	0	0	0	0	1	3	0	3	3
at TCU	0	0	0	0	0	0	0	0	0
Wyoming	0	0	0	0	1	7	0	7	111
UNLV	0	0	0	0	2	57	1	37	107
at Colorado State									
New Mexico									
at Utah									
<b>TOTALS</b>	<b>0</b>	<b>0</b>	<b>0</b>	<b>0</b>	<b>23</b>	<b>255</b>	<b>2</b>	<b>37</b>	<b>440</b>

### #6 MCKAY JACOBSON

JUNIOR / WIDE RECEIVER / 5-11 / 190

OPPONENT	RushAtt	RushYds	TDs	Long	Rec	RecYds	TD	Long	All-Purp
Washington	0	0	0	0	3	33	0	17	33
at Air Force	0	0	0	0	0	0	0	0	11
at Florida State	0	0	0	0	1	6	0	6	6
Nevada	0	0	0	0	4	44	0	16	124
at Utah State	0	0	0	0	8	85	0	21	127
San Diego State	0	0	0	0	4	29	0	12	42
at TCU	0	0	0	0	1	4	0	4	4
Wyoming	0	0	0	0	0	0	0	0	0
UNLV	0	0	0	0	4	70	0	36	70
at Colorado State									
New Mexico									
at Utah									
<b>TOTALS</b>	<b>0</b>	<b>0</b>	<b>0</b>	<b>0</b>	<b>25</b>	<b>271</b>	<b>0</b>	<b>36</b>	<b>417</b>

### #84 DEVIN MAHINA

FRESHMAN / TIGHT END / 6-6 / 236

OPPONENT	RushAtt	RushYds	TDs	Long	Rec	RecYds	TD	Long	All-Purp
Washington	0	0	0	0	0	0	0	0	0
at Air Force	0	0	0	0	0	0	0	0	0
at Florida State	0	0	0	0	0	0	0	0	0
Nevada	0	0	0	0	0	0	0	0	0
at Utah State	0	0	0	0	1	21	0	21	21
San Diego State	0	0	0	0	1	5	0	5	5
at TCU	0	0	0	0	1	5	0	5	5
Wyoming	0	0	0	0	0	0	0	0	0
UNLV	0	0	0	0	1	6	0	6	6
at Colorado State									
New Mexico									
at Utah									
<b>TOTALS</b>	<b>0</b>	<b>0</b>	<b>0</b>	<b>0</b>	<b>4</b>	<b>37</b>	<b>0</b>	<b>21</b>	<b>37</b>

### #80 MARCUS MATHEWS

FRESHMAN / TIGHT END / 6-5 / 200

OPPONENT	RushAtt	RushYds	TDs	Long	Rec	RecYds	TD	Long	All-Purp
Washington	0	0	0	0	1	17	0	17	17
at Air Force	0	0	0	0	0	0	0	0	0
at Florida State									
Nevada	0	0	0	0	1	18	0	18	18
at Utah State	0	0	0	0	1	32	0	32	32
San Diego State	0	0	0	0	3	43	0	23	43
at TCU	0	0	0	0	0	0	0	0	0
Wyoming	0	0	0	0	1	17	0	17	17
UNLV	0	0	0	0	1	9	0	9	9
at Colorado State									
New Mexico									
at Utah									
<b>TOTALS</b>	<b>0</b>	<b>0</b>	<b>0</b>	<b>0</b>	<b>18</b>	<b>119</b>	<b>1</b>	<b>22</b>	<b>119</b>

### #82 MIKE MUEHLMANN

FRESHMAN / TIGHT END / 6-4 / 240

OPPONENT	RushAtt	RushYds	TDs	Long	Rec	RecYds	TD	Long	All-Purp
Washington	0	0	0	0	1	15	0	15	15
at Air Force	0	0	0	0	1	13	0	13	13
at Florida State	0	0	0	0	0	0	0	0	0
Nevada	0	0	0	0	0	0	0	0	0
at Utah State	0	0	0	0	0	0	0	0	0
San Diego State	0	0	0	0	1	16	0	16	16
at TCU	0	0	0	0	0	0	0	0	11
Wyoming	0	0	0	0	1	4	0	4	4
UNLV	0	0	0	0	0	0	0	0	0
at Colorado State									
New Mexico									
at Utah									
<b>TOTALS</b>	<b>0</b>	<b>0</b>	<b>0</b>	<b>0</b>	<b>4</b>	<b>48</b>	<b>0</b>	<b>16</b>	<b>59</b>

### #20 JOSHUA QUEZADA

FRESHMAN / RUNNING BACK / 5-11 / 211

OPPONENT	RushAtt	RushYds	TDs	Long	Rec	RecYds	TD	Long	All-Purp
Washington	0	0	0	0	1	9	1	9	9
at Air Force	0	0	0	0	1	4	0	4	4
at Florida State	1	9	0	9	0	0	0	0	9
Nevada	3	15	0	6	2	12	0	9	27
at Utah State	6	20	0	6	1	4	0	4	24
San Diego State	11	50	0	17	0	0	0	0	50
at TCU	2	6	0	6	0	0	0	0	6
Wyoming	14	59	0	11	0	0	0	0	59
UNLV	13	65	3	13	0	0	0	0	65
at Colorado State									
New Mexico									
at Utah									
<b>TOTALS</b>	<b>50</b>	<b>224</b>	<b>3</b>	<b>17</b>	<b>5</b>	<b>29</b>	<b>1</b>	<b>9</b>	<b>253</b>



# 2010 COUGAR FOOTBALL

## DEFENSIVE PLAYERS TO WATCH



### #22 ANDREW RICH

SENIOR / SAFETY / 6-3 / 217

- 3rd in the MWC and 40th nationally at 8.9 tackles per game
- 2nd in the MWC and 32nd nationally at 5.3 solo tackles per game
- 4 games with 10 or more tackles, including two 14-tackle games
- 2 forced fumbles as a big hitter in the backfield
- 5 pass breakups tied for team high

OPPONENT	UA	A	TOT	TFL/YDS	SKS/YDS	FF	FR/YDS	INT/YDS	QBH	BRUP
Washington	6	3	9	0.0-0	0.0-0	0	0-0	0-0	0	0
at Air Force	9	5	14	2.0-7	0.0-0	1	0-0	0-0	0	0
at Florida State	6	4	10	0.0-0	0.0-0	1	0-0	0-0	0	0
Nevada	9	5	14	0.0-0	0.0-0	0	1-0	0-0	0	1
at Utah State	1	5	6	0.0-0	0.0-0	0	0-0	0-0	0	0
San Diego State	2	4	6	1.0-5	0.0-0	0	0-0	0-0	0	1
at TCU	10	3	13	1.5-5	0.0-0	0	0-0	0-0	0	0
Wyoming	3	1	4	0.0-0	0.0-0	0	0-0	0-0	0	3
UNLV	2	2	4	0.0-0	0.0-0	0	0-0	0-0	0	0
at Colorado State										
New Mexico										
at Utah										
<b>TOTALS</b>	<b>48</b>	<b>32</b>	<b>80</b>	<b>4.5-17</b>	<b>0.0-0</b>	<b>2</b>	<b>1-0</b>	<b>0-0</b>	<b>0</b>	<b>5</b>

#### SEASON HIGHS

Solo Tackles	10 at TCU
Assisted Tackles	5 three times
Total Tackles	14 at AFA, vs. Nevada
Tackles-for-loss	2.0 at Air Force
Sacks	N/A
Fumbles Forced	1 at AFA, at Florida St.
Fumbles Recovered	1 vs. Nevada
Interceptions	N/A
Quarterback Hurries	N/A
Pass Breakups	3 vs. Wyoming

#### CAREER HIGHS

Solo Tackles	10 at TCU (2010)
Assisted Tackles	8 TCU (2009)
Total Tackles	14 at AFA, vs. Nev (2010)
Tackles-for-loss	2.0 at Air Force (2010)
Sacks	1 at New Mexico (2009)
Fumbles Forced	2 vs. Oklahoma (2009)
Fumbles Recovered	1 three times
Interceptions	2 vs. Air Force (2009)
Quarterback Hurries	N/A
Pass Breakups	3 vs. Wyoming (2010)



### #51 SHANE HUNTER

SENIOR / LINEBACKER / 5-10 / 232

- 2nd on the team with 61 tackles
- Has 1 interception and 5 pass breakups
- Has 2 double-digit tackle games this year
- Led team with 6 tackles vs. Wyoming
- First year as a starter

OPPONENT	UA	A	TOT	TFL/YDS	SKS/YDS	FF	FR/YDS	INT/YDS	QBH	BRUP
Washington	5	4	9	0.5-1	0.0-0	0	0-0	0-0	0	0
at Air Force	5	5	10	0.0-0	0.0-0	0	0-0	1-0	0	0
at Florida State	4	0	4	0.0-0	0.0-0	0	1-0	0-0	0	1
Nevada	3	4	7	0.0-0	0.0-0	0	0-0	0-0	0	0
at Utah State	3	10	13	0.0-0	0.0-0	0	0-0	0-0	0	0
San Diego State	0	1	1	0.0-0	0.0-0	0	0-0	0-0	0	1
at TCU	3	3	6	1.5-4	0.0-0	0	0-0	0-0	0	1
Wyoming	3	3	6	0.5-1	0.0-0	0	0-0	0-0	0	1
UNLV	2	3	5	0.5-1	0.0-0	0	0-0	0-0	0	1
at Colorado State										
New Mexico										
at Utah										
<b>TOTALS</b>	<b>28</b>	<b>32</b>	<b>61</b>	<b>3.0-7</b>	<b>0.0-0</b>	<b>0</b>	<b>1-0</b>	<b>1-0</b>	<b>0</b>	<b>5</b>

#### SEASON HIGHS

Solo Tackles	5 vs. Washington, at AFA
Assisted Tackles	10 at Utah State
Total Tackles	13 at Utah State
Tackles-for-loss	1.5 at TCU
Sacks	N/A
Fumbles Forced	N/A
Fumbles Recovered	1 at Florida State
Interceptions	1 at Air Force
Quarterback Hurries	N/A
Pass Breakups	1 five times

#### CAREER HIGHS

Solo Tackles	5 vs. Wash, at AFA (2010)
Assisted Tackles	10 at Utah State (2010)
Total Tackles	13 at Utah State (2010)
Tackles-for-loss	1.5 at TCU (2010)
Sacks	N/A
Fumbles Forced	1 UNLV (2009)
Fumbles Recovered	1 two times
Interceptions	1 at Air Force
Quarterback Hurries	N/A
Pass Breakups	1 four times



### #37 VIC SO'OTO

SENIOR / DEFENSIVE LINEMAN / 6-3 / 261

- Had career-best 4 tackles-for-loss with 1 sack and 2 QB hurries vs. Wyoming
- Has 6 tackles-for-loss over 2 games
- Career-high 11 tackles at Air Force
- 4 solo tackles vs. Wyoming tied career high

OPPONENT	UA	A	TOT	TFL/YDS	SKS/YDS	FF	FR/YDS	INT/YDS	QBH	BRUP
Washington	1	2	3	0.0-0	0.0-0	0	0-0	0-0	1	0
at Air Force	3	8	11	1.0-5	1.0-5	0	0-0	0-0	0	0
at Florida State	0	1	1	0.5-2	0.0-0	0	0-0	0-0	0	1
Nevada	2	2	4	0.0-0	0.0-0	0	0-0	1-14	1	0
at Utah State	0	2	2	0.5-1	0.0-0	0	0-0	0-0	0	0
San Diego State	0	1	1	0.0-0	0.0-0	0	0-0	0-0	1	0
at TCU	4	1	5	2.0-7	1.0-5	0	0-0	0-0	0	0
Wyoming	4	1	5	4.0-17	1.0-4	1	0-0	0-0	2	0
UNLV	0	1	1	0.0-0	0.0-0	0	0-0	0-0	1	0
at Colorado State										
New Mexico										
at Utah										
<b>TOTALS</b>	<b>14</b>	<b>19</b>	<b>33</b>	<b>8.0-32</b>	<b>3.0-14</b>	<b>1</b>	<b>0-0</b>	<b>1-14</b>	<b>6</b>	<b>1</b>

#### SEASON HIGHS

Solo Tackles	4 at TCU, vs. Wyoming
Assisted Tackles	8 at Air Force
Total Tackles	11 at Air Force
Tackles-for-loss	4.0 vs. Wyoming
Sacks	1.0 three times
Fumbles Forced	1 vs. Wyoming
Fumbles Recovered	N/A
Interceptions	1 vs. Nevada
Quarterback Hurries	2 vs. Wyoming
Pass Breakups	1 at Florida State

#### CAREER HIGHS

Solo Tackles	4 at TCU, vs. Wyo (2010)
Assisted Tackles	8 at Air Force (2010)
Total Tackles	11 at Air Force (2010)
Tackles-for-loss	4.0 vs. Wyoming (2010)
Sacks	1.0 seven times
Fumbles Forced	1 UNI (2008), Wyo (2010)
Fumbles Recovered	N/A
Interceptions	1 vs. Nevada (2010)
Quarterback Hurries	2 vs. Wyoming (2010)
Pass Breakups	1 at Florida State (2010)





# 2010 COUGAR FOOTBALL

## DEFENSIVE PLAYER STATISTICS

### #5 BRANDON BRADLEY

SENIOR / DEFENSIVE BACK / 6-0 / 193

OPPONENT	UA	A	TOT	TFL/YDS	SKS/YDS	FF	FR/YDS	INT/YDS	QBH	BRUP
Washington	3	3	6	0.0-0	0.0-0	0	0-0	0-0	0	0
at Air Force	1	2	3	0.0-0	0.0-0	0	0-0	0-0	0	1
at Florida State	2	0	2	0.0-0	0.0-0	0	0-0	0-0	0	0
Nevada	3	1	4	0.0-0	0.0-0	0	0-0	0-0	0	0
at Utah State	1	2	3	0.0-0	0.0-0	0	0-0	0-0	0	0
San Diego State	4	1	5	1.0-5	0.0-0	0	0-0	0-0	1	0
at TCU	4	1	5	1.0-4	0.0-0	0	0-0	0-0	0	0
Wyoming	1	1	2	0.0-0	0.0-0	0	0-0	0-0	0	1
UNLV	1	0	1	0.0-0	0.0-0	0	0-0	0-0	0	1
at Colorado State										
New Mexico										
at Utah										
<b>TOTALS</b>	<b>20</b>	<b>11</b>	<b>31</b>	<b>2.0-9</b>	<b>0.0-0</b>	<b>0</b>	<b>0-0</b>	<b>0-0</b>	<b>1</b>	<b>3</b>

### #34 AUSTEN JORGENSEN

SOPHOMORE / LINEBACKER / 6-2 / 235

OPPONENT	UA	A	TOT	TFL/YDS	SKS/YDS	FF	FR/YDS	INT/YDS	QBH	BRUP
Washington	1	1	2	0.0-0	0.0-0	0	0-0	0-0	0	0
at Air Force	1	6	7	0.0-0	0.0-0	0	0-0	0-0	0	0
at Florida State	7	0	7	0.0-0	0.0-0	0	0-0	0-0	0	0
Nevada	2	5	7	0.0-0	0.0-0	0	0-0	0-0	0	0
at Utah State	0	4	4	0.0-0	0.0-0	0	0-0	0-0	0	0
San Diego State	1	0	1	0.0-0	0.0-0	0	0-0	0-0	0	0
at TCU	1	0	1	0.0-0	0.0-0	0	0-0	0-0	0	0
Wyoming	3	0	3	0.0-0	0.0-0	0	0-0	0-0	0	0
UNLV	3	0	3	1.0-2	1.0-2	0	0-0	0-0	0	0
at Colorado State										
New Mexico										
at Utah										
<b>TOTALS</b>	<b>19</b>	<b>16</b>	<b>35</b>	<b>1.0-2</b>	<b>1.0-2</b>	<b>0</b>	<b>0-0</b>	<b>0-0</b>	<b>0</b>	<b>0</b>

### #7 BRIAN LOGAN

SENIOR / DEFENSIVE BACK / 5-6 / 185

OPPONENT	UA	A	TOT	TFL/YDS	SKS/YDS	FF	FR/YDS	INT/YDS	QBH	BRUP
Washington	1	0	1	0.0-0	0.0-0	0	0-0	0-0	0	3
at Air Force	2	3	5	0.0-0	0.0-0	0	0-0	0-0	0	0
at Florida State	2	2	4	0.0-0	0.0-0	0	0-0	0-0	0	0
Nevada	6	0	6	0.0-0	0.0-0	0	0-0	0-0	0	0
at Utah State	3	2	5	0.0-0	0.0-0	0	0-0	0-0	0	0
San Diego State	8	0	8	0.0-0	0.0-0	0	0-0	0-0	0	0
at TCU	3	1	4	0.0-0	0.0-0	0	0-0	0-0	0	1
Wyoming	2	0	2	1.0-4	0.0-0	0	0-0	0-0	0	1
UNLV	1	0	1	0.0-0	0.0-0	0	0-0	1-0	0	0
at Colorado State										
New Mexico										
at Utah										
<b>TOTALS</b>	<b>28</b>	<b>8</b>	<b>36</b>	<b>1.0-4</b>	<b>0.0-0</b>	<b>0</b>	<b>0-0</b>	<b>1-0</b>	<b>0</b>	<b>5</b>

### #44 BRANDON OGLETREE

SOPHOMORE / LINEBACKER / 5-11 / 225

OPPONENT	UA	A	TOT	TFL/YDS	SKS/YDS	FF	FR/YDS	INT/YDS	QBH	BRUP
Washington	3	3	6	0.0-0	0.0-0	0	0-0	0-0	0	0
at Air Force	1	1	2	0.0-0	0.0-0	0	0-0	0-0	0	0
at Florida State	DNP									
Nevada	DNP									
at Utah State	4	4	8	0.0-0	0.0-0	0	0-0	0-0	0	0
San Diego State	0	1	1	0.0-0	0.0-0	0	0-0	1-11	0	1
at TCU	2	3	5	0.0-0	0.0-0	0	0-0	0-0	0	1
Wyoming	4	0	4	2.0-2	0.0-0	0	1-0	0-0	1	1
UNLV	1	1	2	0.5-4	0.0-0	0	0-0	0-0	0	0
at Colorado State										
New Mexico										
at Utah										
<b>TOTALS</b>	<b>15</b>	<b>13</b>	<b>28</b>	<b>2.5-6</b>	<b>0.0-0</b>	<b>0</b>	<b>1-0</b>	<b>1-11</b>	<b>1</b>	<b>3</b>

### #1 JORDAN PENDLETON

JUNIOR / LINEBACKER / 6-3 / 239

OPPONENT	UA	A	TOT	TFL/YDS	SKS/YDS	FF	FR/YDS	INT/YDS	QBH	BRUP
Washington	2	6	8	1.5-4	0.5-2	0	0-0	0-0	0	0
at Air Force	1	4	5	0.0-0	0.0-0	0	0-0	0-0	0	0
at Florida State	9	3	12	1.5-10	1.5-10	1	0-0	0-0	0	1
Nevada	3	3	6	0.0-0	0.0-0	0	0-0	0-0	1	0
at Utah State	2	5	7	0.5-2	0.0-0	0	0-0	0-0	0	0
San Diego State	DNP									
at TCU	DNP									
Wyoming	DNP									
UNLV	0	0	0	0.0-0	0.0-0	0	0-0	0-0	0	0
at Colorado State										
New Mexico										
at Utah										
<b>TOTALS</b>	<b>17</b>	<b>21</b>	<b>38</b>	<b>3.5-16</b>	<b>2.0-12</b>	<b>1</b>	<b>0-0</b>	<b>0-0</b>	<b>1</b>	<b>1</b>

### #23 TRAVIS UALE

JUNIOR / SAFETY / 6-2 / 197

OPPONENT	UA	A	TOT	TFL/YDS	SKS/YDS	FF	FR/YDS	INT/YDS	QBH	BRUP
Washington	DNP									
at Air Force	2	1	3	0.0-0	0.0-0	0	0-0	0-0	0	0
at Florida State	1	0	1	0.0-0	0.0-0	0	0-0	0-0	0	0
Nevada	2	3	5	0.0-0	0.0-0	0	0-0	0-0	0	0
at Utah State	5	5	10	0.0-0	0.0-0	0	0-0	0-0	0	0
San Diego State	0	1	1	0.0-0	0.0-0	0	0-0	0-0	0	0
at TCU	2	0	2	0.0-0	0.0-0	0	0-0	0-0	0	0
Wyoming	3	0	3	0.0-0	0.0-0	0	0-0	0-0	0	0
UNLV	2	1	3	0.0-0	0.0-0	0	0-0	0-0	0	0
at Colorado State										
New Mexico										
at Utah										
<b>TOTALS</b>	<b>17</b>	<b>11</b>	<b>28</b>	<b>0.0-0</b>	<b>0.0-0</b>	<b>0</b>	<b>0-0</b>	<b>0-0</b>	<b>0</b>	<b>0</b>

### #45 KYLE VAN NOY

FRESHMAN / LINEBACKER / 6-3 / 219

OPPONENT	UA	A	TOT	TFL/YD	SSKS/YDS	FF	FR/YDS	INT/YDS	QBH	BRUP
Washington	0	0	0	0.0-0	0.0-0	0	0-0	0-0	0	0
at Air Force	0	0	0	0.0-0	0.0-0	0	0-0	0-0	0	0
at Florida State	0	0	0	0.0-0	0.0-0	0	0-0	0-0	0	0
Nevada	0	0	0	0.0-0	0.0-0	0	0-0	0-0	0	0
at Utah State	4	3	7	1.0-3	0.0-0	1	0-0	0-0	0	0
San Diego State	5	0	5	1.0-9	1.0-9	0	0-0	0-0	0	0
at TCU	2	1	3	1.0-8	0.0-0	1	0-0	0-0	0	0
Wyoming	2	2	4	1.0-2	0.0-0	0	0-0	0-0	0	0
UNLV	0	1	1	0.0-0	0.0-0	0	0-0	0-0	0	0
at Colorado State										
New Mexico										
at Utah										
<b>TOTALS</b>	<b>13</b>	<b>7</b>	<b>20</b>	<b>4.0-22</b>	<b>1.0-9</b>	<b>2</b>	<b>0-0</b>	<b>0-0</b>	<b>0</b>	<b>0</b>

### #49 JADON WAGNER

JUNIOR / LINEBACKER / 6-4 / 246

OPPONENT	UA	A	TOT	TFL/YD	SSKS/YDS	FF	FR/YDS	INT/YDS	QBH	BRUP
Washington	DNP									
at Air Force	0	0	0	0.0-0	0.0-0	0	0-0	0-0	0	0
at Florida State	0	0	0	0.0-0	0.0-0	0	0-0	0-0	0	0
Nevada	0	0	0	0.0-0	0.0-0	0	0-0	0-0	0	0
at Utah State	6	4	10	2.0-10	0.0-0	0	0-0	0-0	0	0
San Diego State	0	2	2	0.0-0	0.0-0	0	0-0	0-0	0	0
at TCU	4	3	7	0.0-0	0.0-0	0	0-0	0-0	0	1
Wyoming	1	2	3	1.5-6	1.0-5	0	0-0	0-0	0	0
UNLV	2	0	2	1.0-6	0.0-0	0	0-0	0-0	0	0
at Colorado State										
New Mexico										
at Utah										
<b>TOTALS</b>	<b>13</b>	<b>11</b>	<b>24</b>	<b>4.5-22</b>	<b>1.0-5</b>	<b>0</b>	<b>0-0</b>	<b>0-0</b>	<b>0</b>	<b>1</b>



# 2010 COUGAR FOOTBALL

## SCORING DRIVES/SUPERLATIVES

### 2010 SCORING DRIVES

#### vs. Washington

9 plays, 66 yards TOP 3:53  
 8 plays, 47 yards TOP 2:36  
 11 plays, 58 yards TOP 5:33  
 3 plays, 48 yards TOP 0:56

#### vs. Air Force

12 plays, 74 yards TOP 5:17  
 5 plays, 49 yards TOP 2:43

#### vs. Florida State

7 plays, 49 yards TOP 3:14  
 11 plays, 71 yards TOP 1:56

#### vs. Nevada

5 plays, 36 yards TOP 1:31  
 11 plays, 35 yards TOP 2:58  
 9 plays, 65 yards TOP 3:36

#### vs. Utah State

9 plays, 48 yards TOP 3:18  
 8 plays, 75 yards TOP 2:41  
 8 plays, 66 yards TOP 1:39

#### vs. San Diego State

19 plays, 78 yards TOP 8:28  
 5 plays, 24 yards TOP 2:40  
 8 plays, 38 yards TOP 4:13  
 9 plays, 67 yards TOP 4:51

#### vs. TCU

14 plays, 70 yards TOP 5:31

#### vs. Wyoming

10 plays, 58 yards TOP 4:25  
 5 plays, 33 yards TOP 1:52  
 9 plays, 48 yards TOP 4:32  
 7 plays, 70 yards TOP 2:31

#### vs. UNLV

9 plays, 49 yards TOP 4:20  
 11 plays, 86 yards TOP 4:19  
 8 plays, 44 yards TOP 2:43  
 2 plays, 58 yards TOP 0:26  
 8 plays, 76 yards TOP 3:43  
 5 plays, 0 yards TOP 0:36  
 3 plays, 47 yards TOP 1:00  
 10 plays, 68 yards TOP 4:18  
 12 plays, 44 yards TOP 6:49

### 2010 BYU SUPERLATIVES

Overall Record	4-5
Current Streak	W2
MWC Record	3-2
Current Streak	W2
All-Time MWC Record	62-25 (.713)
Non-Conference Record	1-3
Current Streak	L3
2010 Home Record	4-1
Current Streak	W3
2010 Road Record	0-4
Current Streak	L4
2010 Neutral Record	0-0
Current Streak	W2
Day Games	4-4
Current Streak	W2
Night Games	0-1
Current Streak	L2
Friday Games (since 2000)	7-4
Current Streak	L1
When BYU Wins Coin Toss	2-2
When BYU Loses Coin Toss	2-3
When BYU Leads After First Quarter	3-1
When BYU Trails After First Quarter	1-4
When Tied After First Quarter	0-0
When BYU Leads at the Half	3-0
When BYU Trails at the Half	1-5
When Tied at the Half	0-0
When BYU Leads After Third Quarter	4-0
When BYU Trails After Third Quarter	0-5
When Tied After Third Quarter	0-0
Record in August	0-0
Streak	W4
Record in September	1-3
Streak	L3
Record in October	2-2
Streak	W1
Record in November	1-0
Streak	W5
Record in December	0-0
Streak	W1
Record vs. Top-25 Teams	0-1
Streak	L1
Record vs. Non-Ranked Teams	4-4
Streak	W3
Record When BYU has 100-Yard Rusher	1-1
Streak	W1
Record When Opponent has 100-Yard Rusher	0-3
Record When BYU has 300-Yard Passer	0-0
Record When Opponent has 300-Yard Passer	0-0
When BYU Scores First	3-1
When Opponent Scores First	1-4
On ESPN	0-1
On ESPNU	0-1
On VERSUS	0-2
On The Mtn	3-1
On CBS-CS	1-0



# 2010 COUGAR FOOTBALL MEDIA INFORMATION

## WEEKLY MEDIA BREAKFAST MONDAYS AT LEGENDS GRILLE



Head coach Bronco Mendenhall and selected players will participate in the weekly football media breakfast. The weekly

event will be held on Mondays throughout the season on the second floor of Legends Grille in the Student Athlete Building. Breakfast will be served at 9:30 a.m. and the press conference will begin promptly at 10:00 a.m. A partial transcript of Mendenhall's statements will be available on [www.byucougars.com](http://www.byucougars.com).

## COACH'S SHOWS ON KSL

**RADIO** - "BYU Football with Head Coach Bronco Mendenhall," Presented by University Parkway Ken Garff Dealers is broadcast Wednesday nights at 7:00pm from the President's Loge at LaVell Edwards Stadium. A live audience will be in attendance as Greg Wrubell and Coach Mendenhall, along with current and former players, discuss BYU Football and highlight its core pillars of "Tradition, Spirit and Honor."

**TELEVISION** - "BYU Football with Coach Bronco Mendenhall" Presented by Siegfried and Jensen can be seen Sunday nights during the season at 11:00pm. Greg Wrubell will host a fast-paced half hour featuring highlights, interviews, and exciting new features like "BYU X and O's," as Bronco Mendenhall takes viewers into the film room to discuss strategy, tactics and terminology. BYU's foundational values of "Tradition, Spirit and Honor" will be a weekly theme.

## STATIONS ON THE COUGAR SPORTS NETWORK INCLUDE:

**KMGR 95.9 FM**  
Manti, UT

**KUNF 1210 AM**  
St. George, UT

**KTHK 105.5 FM**  
Pocatello, Blackfoot, Idaho Falls, ID

**KIOV 1450 AM**  
Boise, ID

## MEDIA AVAILABILITY

Media access to conduct interviews will be provided on Monday, Tuesday and Wednesday each week as well as postgame interviews on game day. As a general rule the following schedule will be followed: Monday morning press conference (Coach Mendenhall and select players), Tuesday after practice (players and coaches) and Wednesday after practice (players and coaches). Practice sessions during the season are closed. Depending on circumstances such as classes, exams and other obligations or considerations, some players may not always be available during the specified media availability times. We will work to accommodate your interview needs whenever possible.

Coach Mendenhall and select players will participate each Monday morning at 10 a.m. MT in a weekly media breakfast press conference. Mendenhall is also available on the MWC teleconference call each Tuesday at 11 a.m. MT.

**Post-Game:** Following games, Coach Mendenhall, as well as selected players will be available for post-game interviews. For games at Edwards Stadium, Coach Mendenhall will participate in a post-game press conference, along with selected players. The BYU locker room is closed.

## ON THE AIR

The exclusive radio home of BYU Football and flagship of the Cougar Sports Network is KSL Newsradio in Salt Lake City. The "Voice of the Cougars" is Greg Wrubell, now in his 10th season as play-by-play commentator. A BYU alum, Wrubell is in his 19th year on the broadcast crew, having served as the sideline reporter before stepping into the booth.

Wrubell's on-air partner and game analyst is former Cougar quarterback Marc Lyons, who begins his 30th season on the BYU Football broadcasts. Former Cougar defensive back and 2009 team captain Scott Johnson makes his debut reporting from the sidelines, while Andrew Adams returns for his third season as gameday host in the "Cougar Scoreboard Studio." The following is a rundown of KSL's weekly programming and broadcast details:

## MONDAY-FRIDAY

7:43 a.m. and 5:43 p.m. - "Cougar Tracks" with Greg Wrubell

## WEDNESDAY

7:00p.m. - "BYU Football with Head Coach Bronco Mendenhall," Presented by University Parkway Ken Garff Dealers

## GAMEDAYS:

*2 hours before kickoff:* "Cougar Countdown Show"

*1 hour before kickoff:* "Cougar Pregame Scoreboard Show"

*35 minutes before kickoff:* "Cougar Pregame Coach's Show"

*25 minutes before kickoff:* "Cougar Kickoff Show"

*Halftime:* "Cougar Halftime Scoreboard Show"

*Postgame:* "Cougar Postgame Scoreboard Show," "Cougar Locker Room Show," "Cougar Postgame Coach's Show," "Cougar Call-In Show," "Cougar Replay."

All BYU Football programming is streamed live on [ksl.com](http://ksl.com) and available for download and podcast. All game broadcasts are archived online. KSL's gameday broadcast is also streamed online at [byuradio.org](http://byuradio.org), and can be heard on Dish Network Channel 980.

**KSL NEWSRADIO**  
**102.7<sub>FM</sub> 1160<sub>AM</sub>**



# 2010 COUGAR FOOTBALL

## LAST TIME

### TEAM OFFENSE

#### SCORED 70 POINTS OR MORE:

BYU: 2001, Tulane (W, 70-35)  
Opp: 2001, Hawai'i (L, 72-45)

#### SCORED 60 POINTS OR MORE:

BYU: 2005, vs. Air Force (W, 62-41)  
Opp: 2001, Hawai'i (L, 72-45)

#### SCORED 50 POINTS OR MORE:

BYU: 2010, vs. UNLV (W, 55-7)  
Opp: 2009, vs. Florida State (L, 28-54)

#### SCORED DOUBLE-DIGITS EVERY QUARTER:

BYU: 2009, 10, 14, 21, 14 at UNLV (W, 59-21)  
Opp: 2007, 14, 17, 14, 10 at Tulsa (L, 47-55)

#### DID NOT SCORE A TOUCHDOWN:

BYU: 2010, at TCU (L, 3-31)  
Opp: 2009, at Wyoming (W, 52-0)

#### TOTAL OFFENSE 600 YARDS OR MORE:

BYU: 2009, 611 at UNLV (W, 59-21)  
Opp: 2001, 646 vs. Hawai'i (L, 72-45)

#### TOTAL OFFENSE 500 YARDS OR MORE:

BYU: 2010, 516 vs. UNLV (W, 55-7)  
Opp: 2009, 512 vs. Florida State (L, 28-54)

#### TOTAL OFFENSE 400 YARDS OR MORE:

BYU: 2010, 516 vs. UNLV (W, 55-7)  
Opp: 2010, 434 at Utah State (L, 16-31)

#### TOTAL OFFENSE 200 YARDS OR LESS:

BYU: 2010, at TCU 147 (L, 3-31)  
Opp: 2010, vs. UNLV 144 (W, 55-7)

#### PASSING 500 YARDS OR MORE:

BYU: 2007, 537 at Tulsa (L, 47-55)  
Opp: 2001, 543 at Hawaii (L, 45-72)

#### PASSING 400 YARDS OR MORE:

BYU: 2008, 486 vs. Northern Iowa (W, 41-17)  
Opp: 2007, 490 at Tulsa (L, 47-55)

#### PASSING 300 YARDS OR MORE:

BYU: 2010, 300 vs. UNLV (W, 55-7)  
Opp: 2009, 322 at San Diego State (W, 38-28)

#### PASSING 100 YARDS OR LESS:

BYU: 2010, 81 yards vs. Wyoming (W, 25-20)  
Opp: 2010, 68 yards at Air Force (L, 14-35)

#### PASSING 10 COMPLETIONS OR LESS:

BYU: 2010, 10 vs. Wyoming (W, 25-20)  
Opp: 2009, 5 vs. Air Force (W, 38-21)

#### RUSHING 300 YARDS OR MORE:

BYU: 2007, 311 at San Diego State (W, 48-27)  
Opp: 2010, 409 at Air Force (L, 14-35)

#### RUSHING 200 YARDS OR MORE:

BYU: 2010, 216 vs. UNLV (W, 55-7)  
Opp: 2010, 242 at Utah State (L, 16-31)

#### RUSHING 100 YARDS OR LESS:

BYU: 2010, 56 at TCU (L, 3-31)  
Opp: 2010, 22 vs. UNLV (W, 55-7)

#### RUSHING 50 YARDS OR LESS:

BYU: 2009, 41 at New Mexico (W, 24-19)  
Opp: 2010, 22 vs. UNLV (W, 55-7)

#### RUSHING 60 ATTEMPTS OR MORE:

BYU: 2010, 62 vs. San Diego State, (W, 24-21)  
Opp: 2010, 65 at Air Force (L, 14-35)

#### RUSHING 50 ATTEMPTS OR MORE:

BYU: 2010, 51 vs. UNLV (W, 55-7)  
Opp: 2010, 59 at Utah State (L, 16-31)

#### RUSHING 4 TOUCHDOWNS OR MORE:

BYU: 2010, 5 vs. UNLV (W, 55-7)  
Opp: 2010, 4 vs. Air Force (L, 14-35)

#### FIRST DOWNS 30 OR MORE:

BYU: 2009, 30 at Wyoming (W, 52-0)  
Opp: 2005, 51 vs. TCU (L, 50-51 OT)

#### FIRST DOWNS 10 OR LESS:

BYU: 2010, 10 at TCU (L, 3-31)  
Opp: 2009, 9 at Tulane (W, 54-3)

#### THIRD-DOWN CONVERSION 70% OR MORE:

BYU: 2009, 71% (15/21) at San Diego State (W, 38-28)  
Opp: 2005, 78% (7/9) at Wyoming (W, 35-21)

#### THIRD-DOWN CONVERSION 75% OR MORE:

BYU: 2008, 76% (13/17) vs. UCLA (W, 59-0)  
Opp: 2005, 78% (7/9) at Wyoming (W, 35-21)

#### THIRD-DOWN CONVERSION 80% OR MORE:

BYU: 2008, 86% (12/14) at Washington (W, 28-27)  
Opp:

#### NO TURNOVERS

BYU: 2010, vs. UNLV (W, 55-7)  
Opp: 2010, vs. Wyoming (W, 25-20)

### INDIVIDUAL OFFENSE

#### ALL-PURPOSE 2 PLAYERS 100 YARDS OR MORE:

BYU: 2010, Di Luigi 124, Hoffman 107 vs. UNLV (W, 55-7)  
Opp: 2010, Williams 159, Speight 119 at Utah State (L, 16-31)

#### ALL-PURPOSE 3 PLAYERS 100 YARDS OR MORE:

BYU: 2010, Jacobson 124, Di Luigi 123, Hoffman 105 vs. Nevada (L, 13-27)

### INDIVIDUAL PASSING

#### PASSING 600 YARDS OR MORE:

BYU: 1993, J. Walsh 619 at Utah State (L, 56-58)  
Opp:

#### PASSING 500 YARDS OR MORE:

BYU: 2007, M. Hall 537 yds at Tulsa (L, 55-47)  
Opp: 2001, N. Rolovich 543 Hawai'i (L, 72-45)

#### PASSING 400 YARDS OR MORE:

BYU: 2008, M. Hall 486 vs. Northern Iowa (W, 41-17)  
Opp: 2007, P. Smith 454 at Tulsa (L, 55-47)

#### PASSING NO TOUCHDOWNS:

BYU: 2010, J. Heaps at TCU (L, 3-31)  
Opp: 2009, J. Wynn vs. Utah (W, 26-23)

#### PASSING 25 COMPLETIONS OR MORE:

BYU: 2010, J. Heaps 27 at Utah State (L, 16-31)  
Opp: 2009, D. Porterie at New Mexico (W, 24-19)

#### PASSING 30 COMPLETIONS OR MORE:

BYU: 2009, M. Hall 33 vs. Air Force (W, 38-21)  
Opp: 2008, B. Johnson 30 at Utah (L, 24-48)

#### PASSING 50 ATTEMPTS OR MORE:

BYU: 2010, J. Heaps 55 at Utah State (L, 16-31)  
Opp: 2009, G. Stucker 50 at Colorado State (W, 42-23)

#### PASSING 3 TOUCHDOWNS OR MORE:

BYU: 2009, M. Hall 3 vs. Oregon State (W, 44-20)  
Opp: 2010, A. Dalton 4 at TCU (L, 3-31)

#### PASSING 4 TOUCHDOWNS OR MORE:

BYU: 2009, M. Hall 5 vs. Air Force (W, 38-21)  
Opp: 2010, A. Dalton 4 at TCU (L, 3-31)

#### PASSING 5 TOUCHDOWNS OR MORE:

BYU: 2009, M. Hall 5 vs. Air Force (W, 38-21)  
Opp:

### INDIVIDUAL RECEIVING

#### RECEIVING 10 RECEIVERS WITH AT LEAST 1 CATCH:

BYU: 2010, 10 at Utah State (L, 16-31)  
Opp: 2009, 11 vs. Utah State (W, 35-17)

#### RECEIVING 150 YARDS OR MORE:

BYU: 2008, A. Collie 155 yards, D. Pitta 175 yards at CSU (W, 45-42)  
Opp: 2009, T. Liggett 156 yards vs. CSU (W, 42-23)

#### RECEIVING 200 YARDS OR MORE:

BYU: 2008, D. Pitta 213 vs. Northern Iowa (W, 41-17)  
Opp:

#### RECEIVING 10 RECEPTIONS OR MORE:

BYU: 2008, A. Collie 11 vs. Arizona (L, 21-31)  
Opp: 2009, T. Liggett 11 vs. CSU (W, 42-23)

#### RECEIVING 3 TOUCHDOWNS OR MORE:

BYU: 2008, A. Collie 3 at CSU (W, 45-42)  
Opp: 2007, C. Heinz 3 at Tulsa (L, 55-47)

#### RECEIVING 50-YARD TOUCHDOWN OR MORE:

BYU: 2009, M. Jacobson 79 yards from M. Hall at Wyoming (W, 52-0)  
Opp: 2009, A. Hicks 75 yards from A. Dalton vs. TCU (L, 7-38)

#### RECEIVING 70-YARD TOUCHDOWN OR MORE:

BYU: 2009, M. Jacobson 79 yards from M. Hall at Wyoming (W, 52-0)  
Opp: 2019, X. Martin 79 yards from D. Borel at USU (L, 16-31)

### INDIVIDUAL RUSHING

#### RUSHING 20 CARRIES OR MORE:

BYU: 2010, J. Di Luigi 22, B. Kariya 22 vs. San Diego State (W, 24-21)  
Opp: 2010, D. Speight 23 at Utah State (L, 16-31)

#### RUSHING 30 CARRIES OR MORE:

BYU: 2005, C. Brown 31 vs. Colorado State (W, 24-14)  
Opp: 2003, J. Jones 35 at Notre Dame (L, 33-14)

#### RUSHING 100 YARDS OR MORE:

BYU: 2010, J. Di Luigi 103 yards at Air Force (L, 14-35)  
Opp: 2010, V. Taua 133 yards vs. Nevada (L, 13-27)

#### RUSHING 150 YARDS OR MORE:

BYU: 2007, H. Unga 161 at San Diego State (W, 48-27)  
Opp: 2005, M. Lynch 194 vs. California (L, 28-35)

#### RUSHING 200 YARDS OR MORE:

BYU: 2005, C. Brown 219 vs. Air Force (W, 62-41)  
Opp: 2001, H. Childs 237 vs. Colorado State (W, 56-34)

#### RUSHING TWO 100-YARD RUSHERS:

BYU: 2006, C. Brown 148, M. Hague 123 vs. UNLV (W, 52-7)  
Opp: 2005, Q. Ganther 131 and B. Ratliff 112 vs. Utah (L, 41-34)

#### RUSHING THREE 100-YARD RUSHERS:

BYU: 2001, L. Staley 142, B. Doman 116, B. McDonald 110; vs. Tulane (W, 70-35)  
Opp:

#### RUSHING 4 TOUCHDOWNS OR MORE:

BYU: 2005, C. Brown 4 vs. Air Force (W, 62-41)  
Opp: 2002, C. Harridge 4 Air Force (L, 52-9)



# 2010 COUGAR FOOTBALL

## LAST TIME

### RUSHING 3 TOUCHDOWNS OR MORE:

BYU: 2010, J. Quezada 3 vs. UNLV (W, 55-7)  
Opp: 2005, M. Lynch 3 at Cal (L, 28-35)

### RUSHING 50-YARD TOUCHDOWN OR MORE:

BYU: 2009, H. Unga 52 yards at UNLV (W, 59-21)  
Opp: 2010, C. Thompson 83 yards at Florida State (L, 10-34)

### RUSHING 70-YARD TOUCHDOWN OR MORE:

BYU: 2006, M. Hague 87 yards vs. UNLV (W, 52-7)  
Opp: 2010, C. Thompson 83 yards at Florida State (L, 10-34)

## TEAM DEFENSE

### TACKLES 90 OR MORE:

BYU: 2009, vs. Air Force 110 (W, 38-21)  
Opp: 2010, vs. San Diego State 101 (W, 24-21)

### TACKLES 100 OR MORE:

BYU: 2009, vs. Air Force 110 (W, 38-21)  
Opp: 2010, vs. San Diego State 101 (W, 24-21)

### TACKLES 3 WITH DOUBLE-DIGITS:

BYU: 2010, Hunter 13, Wagner 10, Uale 10 at Utah State (L, 16-31)  
Opp: 2008, Foster 14, Williams 12, Aiyewa 10 at Wash. (W, 28-27)

### TACKLES 4 WITH DOUBLE-DIGITS:

BYU: 2009, Denney 13, Johnson 11, Doman 11, Jorgensen 10 vs. Air Force (W, 38-21)  
Opp: 2008, Lloyd 11, Harris 10, Thompson 10, Mahoney 10 vs. Northern Iowa (W, 41-17)

### SACKS 5 OR MORE:

BYU: 2008, at Utah State 5 (W, 34-14)  
Opp: 2010, at Florida State 8 (L, 10-34)

### INTERCEPTIONS 5 OR MORE:

BYU:  
Opp: 2008, 5 at Utah (L, 24-48)

### FUMBLES RECOVERED 3 OR MORE:

BYU: 2008, 3 vs. Arizona (L, 21-31)  
Opp: 2008, 4 vs. Northern Iowa (W, 41-17)

### FUMBLES FORCED 5 OR MORE:

BYU: 2008, 5 vs. Northern Iowa (W, 41-17)  
Opp: 2008, 5 vs. Northern Iowa (W, 41-17)

### SAFETY WAS SCORED:

BYU: 2010, vs. Wyoming (W, 25-20)  
Opp: 2004, at Boise State (L, 28-27)

## INDIVIDUAL DEFENSE

### TACKLES 15 OR MORE:

BYU: 2008, K. Fowler 15 vs. Arizona (L, 21-31)  
Opp: 2009, C. Prosinski 16 at Wyoming (W, 52-0)

### TACKLES FOR LOSS 4 OR MORE:

BYU: 2010, V. So'oto 4 vs. UNLV (W, 55-7)  
Opp: 2009, G. McCoy 4 vs. Oklahoma (W, 14-13)

### SACKS 2 OR MORE:

BYU: 2009, J. Pendleton 2 at New Mexico (W, 24-19)  
Opp: 2010, M. Burris 2 vs. San Diego State (W, 24-21)

### SACKS 3 OR MORE:

BYU: 2007, J. Jorgensen 3 vs. Colorado State (W, 35-16)  
Opp: 2008, J. Hughes 4 at TCU (L, 7-32)

### INTERCEPTION RETURNED FOR A TD:

BYU: 2008, D. Nixon vs. Wyoming 19 yards (W, 44-0)  
Opp: 2009, G. Reid vs. Florida State 63 yards (L, 28-54)

### INTERCEPTIONS 2 OR MORE:

BYU: 2009, A. Rich vs. Air Force (W, 38-21)  
Opp: 2008, J. Dale at Utah (L, 24-48)

### INTERCEPTIONS 3 OR MORE:

BYU: 2000, T. Smith vs. Wyoming (W, 19-7)  
Opp:

### FUMBLE WAS RETURNED FOR A TD:

BYU: 2009, M. Bauman vs. Oregon State (W, 44-20)  
Opp: 2008, M. Sisson at CSU (W, 45-42)

### FUMBLE RECOVERIES 3 OR MORE:

BYU: 2005, J. Luettgerodt at Wyoming (W, 35-21)

## SPECIAL TEAMS

### KICKOFF RETURN TEAM 150 YARDS OR MORE:

BYU: 2010, 157 vs. Wyoming (W, 25-20)  
Opp: 2010, 167 vs. UNLV (W, 55-7)

### KICKOFF RETURN 100 YARDS OR MORE INDIVIDUAL:

BYU: 2010, C. Hoffman 104 vs. Wyoming (W, 25-20)  
Opp: 2010, M. Sullivan 135 vs. UNLV (W, 55-7)

### KICKOFF RETURN 50 YARDS OR MORE:

BYU: 2010, C. Hoffman 50 vs. UNLV (W, 55-7)  
Opp: 2010, M. Sullivan 50 vs. UNLV (W, 55-7)

### KICKOFF RETURN FOR A TOUCHDOWN:

BYU: 1998, M. Rigell at Hawaii, 96 yards (W, 31-9)  
Opp: 2009, D. Purvis at UNLV, 94 yards (W, 59-21)

### SCORED 15 OR MORE POINTS KICKING:

BYU: 1999, O. Pochman 17 at UNLV (W, 29-0)  
Opp: 2009, J. Phillips 15 vs. Utah (W, 26-23)

### FIELD GOAL 40 YARDS OR MORE:

BYU: 2010, M. Payne 48 vs. UNLV (W, 55-7)  
Opp: 2010, D. Hopkins 47 at Florida State (L, 10-34)

### FIELD GOAL 50 YARDS OR MORE:

BYU: 2006, J. McLaughlin 53 at Air Force (W, 33-14)  
Opp: 2010, E. Folk 54 vs. Washington (W, 23-17)

### FIELD GOAL WAS BLOCKED:

BYU: 2009, A. Rich at New Mexico (W, 24-19)  
Opp: 2010, M. Gipson vs. Wyoming (W, 25-20)

### FIELD GOAL BLOCKED FOR A TOUCHDOWN:

BYU: 2001, R. Denney at SDSU (W, 59-21)  
Opp:

### FIELD GOALS 4 OR MORE CONVERTED:

BYU: 2000, O. Pochman 4 at Utah (W, 34-27)  
Opp: 2009, J. Phillips 5 vs. Utah (W, 26-23)

### FIELD GOAL GAME-WINNING:

BYU: 2001, at Mississippi State (W, 41-38)  
Opp: 2006, at Arizona (L, 16-13)

### PAT WAS BLOCKED:

BYU: 2008, J. Jorgensen at Washington (W, 28-27)  
Opp: 2010, K. Vainikolo at Utah State (L, 31-16)

### TWO-POINT PAT WAS CONVERTED:

BYU: 2010, R. Nelson vs. Washington (W, 23-17)  
Opp: 2009, D. Reed vs. Utah (W, 26-23)

### PUNT RETURN TEAM 100 YARDS OR MORE:

BYU: 2006, 108 vs. Wyoming (W, 55-7)

### PUNT RETURN FOR A TD:

BYU: 2006, M. Jacobson vs. Wyoming (W, 55-7)  
Opp: 2001, C. Owens at Hawai'i (L, 72-45)

### PUNT WAS BLOCKED:

BYU: 2009, M. Marshall vs. CSU (W, 42-23)  
Opp: 2006, by C. Tennial vs. Tulsa (W, 49-24)

### PUNT BLOCKED FOR A TOUCHDOWN:

BYU: 2004, by G. Lovely at Air Force (W, 41-24)

Opp: 2005, by C. Wells, TD by G. Rybak vs. Air Force (W, 62-41)

### PUNT 60 YARDS OR MORE:

BYU: 2008, C. Santiago 62 yards at Utah (L, 24-48)  
Opp: 2009, A. McCoy 70 yards at Wyoming (W, 52-0)

### PUNT AVERAGE 50 OR MORE (min. 3):

BYU: 2009, R. Stephenson 51.0 vs. Colorado State (W, 42-23)  
Opp:

### DID NOT PUNT DURING ENTIRE GAME:

BYU: 2009, at Tulane (W, 54-3)

## GENERAL

### DEFEATED A RANKED OPPONENT:

BYU: 2009, vs. No. 18 Oregon State (W, 44-20)  
Opp: 2010, at Air Force (L, 14-35)

### THE LAST TIME OVERTIME WAS PLAYED:

BYU: 2009, vs. Utah (W, 26-23)

### TEAM WAS AHEAD AT HALF AND LOST:

BYU: 2007, at Tulsa (ahead 34-31, lost 55-47)  
Opp: 2010, vs. Washington (ahead 17-13, lost 23-17)

### SHUTOUT IN THE FIRST HALF:

BYU: 2010, at TCU (L, 3-31)  
Opp: 2010, vs. UNLV (W, 55-7)

### SHUTOUT IN THE SECOND HALF:

BYU: 2010, at Air Force (L, 14-35)  
Opp: 2010, vs. Washington, (W, 23-17)

### SHUTOUT:

BYU: 2009, at Wyoming (W, 52-0)  
Opp: 2003, vs. Utah (L, 3-0)

### PENALTIES 10 OR MORE:

BYU: 2009, 10 vs. Oklahoma (W, 14-13)  
Opp: 2010, 12 at Utah State (L, 16-31)

### PENALTY YARDS 100 OR MORE:

BYU: 2008, 12-123 at Utah State (W, 34-14)  
Opp: 2010, 12-105 at Utah State (L, 16-31)

### PENALTIES 1 OR LESS:

BYU: 2010, vs. Nevada (L, 13-27)  
Opp: 2006, at Air Force (W, 33-14)

### NO TURNOVERS:

BYU: 2010 vs. UNLV (W, 55-7)  
Opp: 2010 vs. Wyoming (W, 25-20)

### TIME OF POSSESSION 40 MINUTES OR MORE:

BYU: 2010, 45:01 vs. San Diego State (W, 24-21)



# 2010 COUGAR FOOTBALL

## NUMERICAL ROSTER/PRONUNCIATION GUIDE

NO.	PLAYER	POS.	HT.	WT.	YR.	HOMETOWN/LAST SCHOOL
1	Pendleton, Jordan	LB	6-3	239	Jr.	South Jordan, UT / Bingham HS
2	Hoffman, Cody	WR	6-4	205	Fr.	Crescent City, CA / Del Norte HS
3	Lark, James	QB	6-2	202	So.	St. George, UT / Pine View HS
4	Chambers, O'Neill	WR	6-2	211	Jr.	Harmony, FL / Harmony HS
5	Bradley, Brandon	DB	6-0	193	Sr.	Tallahassee, FL / Lincoln HS
6	Jacobson, McKay	WR	5-11	190	Jr.	Southlake, TX / Southlake Carroll HS
7	Logan, Brian	DB	5-6	185	Sr.	Fremont, CA / Foothill College
9	Heaps, Jake	QB	6-1	194	Fr.	Issaquah, WA / Skyline HS
10	Di Luigi, JJ	RB	5-9	190	Jr.	Canyon Country, CA / Canyon HS
11	Johnson, Jordan	DB	5-10	175	Fr.	Springfield, MA / Brooks School
11	Apo, Ross	WR	6-3	202	Fr.	Arlington, TX / The Oakridge School
12	Munns, Jason	QB	6-5	254	Fr.	Kennewick, WA / Southridge HS
13	Nelson, Riley	QB	6-0	201	Jr.	Logan, UT / Utah State
15	Mees, Carter	DB	6-0	195	So.	St. George, UT / Pine View HS
15	Everett, DeQuan	DB	6-3	200	Jr.	Long Beach, CA / Cerritos JC
15	Doman, DJ	WR	6-0	186	Fr.	Pleasant Grove, UT / Pleasant Grove HS
16	Falslev, JD	WR	5-8	175	Fr.	Logan, UT / Sky View HS
17	Jaussi, Landon	DB	6-5	218	Sr.	Wylie, TX / Southern Virginia
18	Wilson, Richard	TE	6-2	233	Fr.	Spanish Fork, UT / Spanish Fork HS
18	Galea'i, Jay	DB	6-0	179	Fr.	Laie, HI / Kahuku HS
19	Marshall, Matt	WR	5-10	172	Jr.	Salt Lake City, UT / Skyline HS
20	Quezada, Joshua	RB	5-11	211	Fr.	La Habra, CA / La Habra HS
21	Tollestrup, Dalin	DB	6-1	175	So.	Raymond, Alberta / U. of Calgary
22	Rich, Andrew	DB	6-3	217	Sr.	Ogden, UT / Snow JC
23	Uale, Travis	DB	6-2	197	Jr.	Hawaii Kai, HI / Kamehameha HS
24	Thomas, Steven	DB	5-11	172	Jr.	Chino Hills, CA / Chino Hills HS
25	Eason, Corby	DB	5-8	172	Jr.	Columbus, GA / Erie CC
26	Buckner, Robbie	DB	5-10	176	So.	Ashdown, AR / Ashdown HS
27	Foote, David	RB	5-11	208	So.	Washington, UT / Pine View HS
28	Phillips, Drew	RB	5-11	168	Fr.	Boaz, AL / Boaz HS
28	Gaines, Kori	DB	5-8	162	Fr.	Loganville, GA / Grayson HS
29	Ashworth, Luke	WR	6-2	201	Sr.	Provo, UT / Timpview HS
30	Mendenhall, Zeke	LB	5-11	212	Jr.	Alpine, UT / Lone Peak HS
31	Moore, AJ	RB	5-9	200	Fr.	Murrieta, CA / Murrieta Valley HS
31	Leung-Wai, Aveni	LB	6-1	238	Jr.	Aiea, HI / Grossmont JC
32	Herrmann, Cole	LB	6-0	186	Fr.	Draper, UT / Alta HS
32	Hague, Mike	RB	5-10	220	So.	Salt Lake City, UT / Brighton HS
33	Kariya, Bryan	RB	6-0	218	Jr.	Kaysville, UT / Davis HS
34	Jorgensen, Austen	LB	6-2	235	So.	Mt. Pleasant, UT / North Sanpete HS
35	Mendenhall, Zed	RB	5-11	239	So.	Alpine, UT / Lone Peak HS
36	Fua, Alani	LB	6-5	195	Fr.	Northridge, CA / Oaks Christian HS
36	Folsom, Ryan	RB	5-10	194	Fr.	Medford, OR / North Medford HS
37	So'oto, Vic	DL	6-3	261	Sr.	Carlsbad, CA / Carlsbad HS
38	Payne, Mitch	K	6-2	213	Sr.	North Ogden, UT / Weber HS
39	Brown, Algernon	RB	6-0	234	Fr.	Magna, UT / Skyline HS
41	Putnam, Matt	DL	6-6	271	Jr.	Brigham City, UT / Box Elder HS
42	Van Valkenburg, A.J.	LB	6-0	209	Sr.	South Jordan, UT / Snow JC
43	Fowler, Landon	DB	5-10	178	So.	Kaysville, UT / Davis HS
43	Atkinson, Jordan	LB	6-3	230	Sr.	Martinez, CA / Diablo Valley JC
44	Ogletree, Brandon	LB	5-11	225	So.	McKinney, TX / McKinney HS
45	Van Noy, Kyle	LB	6-3	219	Fr.	Reno, NV / McQueen HS
46	Kaveinga, Uona	LB	5-11	255	Jr.	Hawthorne, CA / USC
47	Stout, Zac	LB	6-1	229	Fr.	Moorpark, CA / Oaks Christian HS
48	Frazier, Jameson	LB	6-2	225	Jr.	Draper, UT / Alta HS
49	Wagner, Jadon	LB	6-4	246	Jr.	Lethbridge, Alberta / LCI
50	Keoshian, Collin	LB	6-1	245	Fr.	Santa Clarita, CA / Santa Clara Christian
50	Freeman, Ryan	OL	6-2	272	Jr.	Orem, UT / Orem HS
51	Tushaus, Blair	OL	6-2	275	Fr.	Scottsdale, AZ / Notre Dame Prep
51	Hunter, Shane	LB	5-10	232	Sr.	Idaho Falls, ID / Snow College
52	Steele, Tom	LB	6-0	201	Fr.	Orem, UT / Orem HS
54	Santos, Matt	LB	6-3	215	Fr.	Montgomery, NY / Pine Bush HS
55	Manumaleuna, Eathyn	DL	6-2	295	So.	Anchorage, AK / Timpview HS
56	Hess, Connell	LB	6-0	224	So.	Boise, ID / Capital HS
57	Tautu, Sae	LB	6-3	224	Fr.	Alpine, UT / Lone Peak HS
58	Welsh, Peter	LB	5-11	205	Fr.	Bakersfield, CA / Bakersfield HS
60	Brown, Terence	OL	6-4	330	Jr.	Summerville, SC / Summerville HS
62	Thorson, Marco	OL	6-3	327	Jr.	Ramona, CA / Ramona HS
63	Mulitalo, Manu	OL	6-2	330	Fr.	West Valley City, UT / Granger HS
65	Jones, Cole	OL	6-5	280	Fr.	Centerville, UT / Viewmont HS
66	Jensen, Matt	OL	6-6	231	Fr.	Canadensis, PA / Viewmont HS
67	Lawlor, Quinn	OL	6-4	262	Fr.	Orem, UT / Orem HS
68	Nielsen, Austin	OL	6-0	253	So.	Glendale, AZ / Sandra Day O'Conner HS
70	Reynolds, Matt	OL	6-6	322	Jr.	Provo, UT / Timpview HS
71	Kahaiaili, Walter	OL	6-3	334	So.	Lahaina, HI / Kamehameha-Maui HS
72	Alletto, Nick	OL	6-6	325	Sr.	Parker, CO / Ponderosa HS
73	Speredon, Jason	OL	6-5	308	Fr.	West Valley City, UT / Granger HS
74	Black, Jordan	OL	6-6	298	Fr.	Draper, UT / Alta HS
74	Ansah, Ezekiel	DL	6-6	254	So.	Accra, Ghana / Presbyterian Boys
75	Brown, Braden	OL	6-6	300	So.	Salt Lake City, UT / Highland HS
76	Marquardt, Josh	DL	6-1	248	So.	Vista, CA / Palomar CC
76	Hansen, Braden	OL	6-6	310	So.	Sandy, UT / Alta HS
77	Eskelsen, Garrett	DE	6-2	233	So.	Ballwin, MO / Parkway West HS
78	Reynolds, Houston	OL	6-2	308	Fr.	Provo, UT / Timpview HS
79	Bryson, Thomas	DL	6-5	235	Fr.	Layton, UT / Layton HS
80	Mathews, Marcus	TE	6-5	200	Fr.	Beaverton, OR / Southridge HS
82	Muehlmann, Mike	TE	6-4	240	Fr.	American Fork, UT / American Fork HS
83	Hafoka, Spencer	WR	6-0	200	Jr.	Kahuku, HI / Kahuku HS
84	Mahina, Devin	TE	6-6	236	Fr.	Upland, CA / Upland HS
85	Sampson, Bryan	TE	6-3	221	Fr.	Pleasant Grove, UT / Pleasant Grove HS
85	Cutler, Dallin	WR	5-9	175	Fr.	Draper, UT / Alta HS
86	Peterson, BJ	WR	6-3	210	Sr.	Salt Lake City, UT / Brighton HS
87	Brown, Rhen	WR	5-10	180	So.	Summerville, SC / Lone Peak HS
88	Holt, Austin	TE	6-4	245	Fr.	South Jordan, UT / Bingham HS
89	Edwards, Matthew	TE	6-3	225	Jr.	Salt Lake City, UT / Woods Cross HS
90	Peterson, Matt	DL	6-5	260	Fr.	Bluffdale, UT / Riverton HS
91	Fabuluje, Tayo	DL	6-7	317	Fr.	Euless, TX / The Oakridge School
92	Rowley, Graham	DL	6-4	261	Fr.	Waiialua, HI / Waiialua HS
93	Veaa, Simote	DL	5-11	243	Jr.	Hau'ula, HI / BYU-Hawaii
94	Richardson, Jordan	DL	6-3	271	So.	Idaho Falls, ID / Bonneville HS
95	Kaluhiokalani, Kalama	DL	5-10	266	So.	Kaneohe, HI / Kamehameha HS
96	Hornung, Reed	DS	6-2	250	So.	Anoka, MN / Snow College
97	Tuiloma, Travis	DL	6-2	316	Fr.	Topeka, KS / Washburn Rural HS
98	Fuga, Romney	DL	6-2	307	Jr.	Huntington Beach, CA / Edison HS
99	Stephenson, Riley	K/P	6-0	203	So.	St. George, UT / Pine View HS

### PRONUNCIATION GUIDE

Name	Pronunciation
Ross Apo	App-oh
Algernon Brown	al-JUR-non
J.J. Di Luigi	dee-loo-EE-jee
DeQuan Everett	De-Kwan
Tayo Fabuluje	Tay-oh Fab-ah-loo-jay
J.D. Falslev	Falls-lehv
Alani Fua	Ah-lah-nee Foo-ah
Romney Fuga	foo-gah
Jay Galea'i	Dray Nah-lee-eye
Spencer Hafoka	hah-foe-kah
Mike Hague	hay-gh
Landon Jaussi	yow-see
Walter Kahaiaili	Kah-high-ah-lee-ee
Kalama Kaluhiokalani	Kah-lah-mah Kah-loo-he-oh-kah-lah-nee
Bryan Kariya	Kah-ree-yah
Uona Kaveinga	Whoa-na Kah-vayn-ga
Collin Keoshian	Key-OH-she-un
Aveni Leung-Wai	a-ven-ee Lang-why
Devin Mahina	Mah-HEE-nah
Eathyn Manumaleuna	E-thyn Mah-noo-mah-lay-oo-nah
Manu Mulitalo	Mah-noo Moo-lee-tah-low
Joshua Quezada	KAY-zah-dah
Vic So'oto	soh-OH-toe
Jason Speredon	Spear-eh-done
Sai Tautu	Sigh Taw-too
Travis Tuiloma	Too-EE-low-mah
Blair Tushaus	Tuss-house
Travis Uale	oo-ah-leh
Simote Veaa	See-mo-tay Vay-ah



# 2010 COUGAR FOOTBALL DEPTH CHART

## OFFENSE

POS	NO.	NAME	HT.	WT.	YR.	HOMETOWN/LAST SCHOOL
WR	2	Cody Hoffman	6-4	205	Fr.	Crescent City, CA / Del Norte HS
	83	Spencer Hafoka	6-0	200	Jr.	Kahuku, HI / Kahuku HS
WR	6	McKay Jacobson	5-11	190	Jr.	Southlake, TX / Southlake Carroll HS
	29	Luke Ashworth	6-2	201	Sr.	Provo, UT / Timpview HS
TE	84	Devin Mahina	6-6	236	Fr.	Upland, CA / Upland HS
	-or- 82	Mike Muehlmann	6-4	240	Fr.	American Fork, UT / American Fork HS
LT	70	Matt Reynolds	6-6	322	Jr.	Provo, UT / Timpview HS
	71	Walter Kahaialii	6-3	334	So.	Lahaina, HI / Kamehameha-Maui HS
LG	76	Braden Hansen	6-6	310	So.	Sandy, UT / Alta HS
	72	Nick Alletto	6-6	325	Sr.	Parker, CO / Ponderosa HS
C	60	Terence Brown	6-4	330	Jr.	Summerville, SC / Summerville HS
	78	Houston Reynolds	6-2	308	Fr.	Provo, UT / Timpview HS
RG	73	Jason Speredon	6-5	308	Sr.	West Valley City, UT / Granger HS
	72	Nick Alletto	6-6	325	Sr.	Parker, CO / Ponderosa HS
RT	75	Braden Brown	6-6	300	So.	Salt Lake City, UT / Highland HS
	71	Walter Kahaialii	6-3	334	So.	Lahaina, HI / Kamehameha-Maui HS
QB	9	Jake Heaps	6-1	194	Fr.	Issaquah, WA / Skyline HS
	3	James Lark	6-2	202	So.	St. George, UT / Pine View HS
RB	33	Bryan Kariya	6-0	218	Jr.	Kaysville, UT / Davis HS
	35	Zed Mendenhall	5-11	239	So.	Alpine, UT / Lone Peak HS
TB	10	JJ Di Luigi	5-9	190	Jr.	Canyon Country, CA / Canyon HS
	20	Joshua Quezada	5-11	211	Fr.	La Habra, CA / La Habra HS

## DEFENSE

POS	NO.	NAME	HT.	WT.	YR.	HOMETOWN/LAST SCHOOL
LE	41	Matt Putnam	6-6	271	Jr.	Brigham City, UT / Box Elder HS
	55	Eathyn Manumaleuna	6-2	295	So.	Anchorage, AK / Timpview HS
	-or- 92	Graham Rowley	6-4	261	Fr.	Waialua, HI / Waialua HS
NT	55	Eathyn Manumaleuna	6-2	295	So.	Anchorage, AK / Timpview HS
	-or- 94	Jordan Richardson	6-3	271	So.	Idaho Falls, ID / Bonneville HS
RE	37	Vic So'oto	6-3	261	Sr.	Carlsbad, CA / Carlsbad HS
	79	Thomas Bryson	6-5	235	Fr.	Layton, UT / Layton HS
SLB	48	Jameson Frazier	6-2	225	Jr.	Draper, UT / Alta HS
	30	Zeke Mendenhall	5-11	212	Jr.	Alpine, UT / Lone Peak HS
MLB	51	Shane Hunter	5-10	232	Sr.	Idaho Falls, ID / Snow College
	47	Zac Stout	6-1	229	Fr.	Westlake Village, CA / Oaks Christian
BLB	44	Brandon Ogletree	5-11	225	So.	McKinney, TX / McKinney HS
	34	Austen Jorgensen	6-2	235	So.	Mt. Pleasant, UT / North Sanpete HS
WLB	49	Jadon Wagner	6-4	246	Jr.	Lethbridge, Alberta / LCI
	-or- 45	Kyle Van Noy	6-3	219	Fr.	Reno, NV / McQueen HS
FC	7	Brian Logan	5-6	185	Sr.	Fremont, CA / Foothill College
	26	Robbie Buckner	5-10	176	So.	Ashdown, AR / Ashdown HS
BC	5	Brandon Bradley	6-0	193	Sr.	Tallahassee, FL / Lincoln HS
	25	Corby Eason	5-8	172	Jr.	Columbus, GA / Erie CC
KAT	22	Andrew Rich	6-3	217	Sr.	Ogden, UT / Snow JC
	18	Jray Galea'i	6-0	179	Fr.	Laie, HI / Kahuku HS
FS	23	Travis Uale	6-2	197	Jr.	Hawaii Kai, HI / Kamehameha HS
	17	Landon Jaussi	6-5	218	Sr.	Wylie, TX / Southern Virginia

## SPECIAL TEAMS

POS	NO.	NAME	HT.	WT.	YR.	HOMETOWN/LAST SCHOOL
K	38	Mitch Payne	6-2	213	Sr.	North Ogden, UT / Weber HS
	99	Riley Stephenson	6-0	203	So.	St. George, UT / Pine View HS
P	99	Riley Stephenson	6-0	203	So.	St. George, UT / Pine View HS
DS	96	Reed Hornung	6-2	250	So.	Anoka, MN / Snow College
H	19	Matt Marshall	5-10	172	Jr.	Salt Lake City, UT / Skyline HS
KR	16	JD Falslev	5-8	175	Fr.	Logan, UT / Sky View HS
	2	Cody Hoffman	6-4	205	Fr.	Crescent City, CA / Del Norte HS
PR	16	JD Falslev	5-8	175	Fr.	Logan, UT / Sky View HS
	6	McKay Jacobson	5-11	190	Jr.	Southlake, TX / Southlake Carroll HS



# 2010 COUGAR FOOTBALL

## OFFENSIVE SEASON/CAREER HIGHS

### INDIVIDUAL 2010 SEASON AND CAREER HIGHS

RUSHING NO.	NAME	CARRIES	YARDS	TOUCHDOWNS	LONG
10	JJ Di Luigi Career:	22 (San Diego State) same	134 (San Diego State) same	1 (5 times) 2 (Tulane 2009)	46 (San Diego State) same
33	Bryan Kariya Career:	22 (San Diego State) same	88 (Wyoming) same	2 (San Diego State) same	15 (Wyoming) 16 (Arizona 2008)
20	Joshua Quezada Career:	14 (Wyoming) same	66 (UNLV) same	3 (UNLV) same	17 (San Diego State) same
9	Jake Heaps Career:	6 (San Diego State) same	6 (Washington) same		13 (Utah State) same
13	Riley Nelson Career:	20 (Air Force) same	95 (Air Force) same	1 (Air Force) 1 (4 times)	24 (Air Force) same
32	Mike Hague Career:	1 (TCU) 9 (UNLV 2006)	3 (TCU) 123 (UNLV 2006)	1 (UNLV 2006)	3 (TCU) 87 (UNLV 2006)
36	Ryan Folsom Career:	5 (UNLV) same	11 (UNLV) same		4 (UNLV) same
27	David Foote Career:	2 (UNLV) same	15 (UNLV) same		8 (UNLV) same

RECEIVING NO.	NAME	RECEPTIONS	YARDS	TOUCHDOWNS	LONG
2	Cody Hoffman Career:	6 (Utah State) same	74 (Nevada) same	1 (Florida State, UNLV) same	37 (UNLV) same
4	O'Neill Chambers Career:	3 (Washington) 5 (Florida State 2009)	27 (Florida State) 70 (Colorado State 2009)	1 (two times)	15 (Florida State) 37 (Colorado State 2009)
6	McKay Jacobson Career:	8 (Utah State) same	85 (Utah State) 111 (Florida State 2009)	2 (UNLV 2006)	36 (UNLV) 80 (Florida State 2009)
10	JJ Di Luigi Career:	8 (Nevada) same	83 (Washington) 94 (Wyoming 2009)	1 (Washington) 2 (Wyoming 2009)	48 (Washington) same
18	Richard Wilson Career:	3 (Washington) same	45 (Washington) same		25 (Washington) same
20	Joshua Quezada Career:	2 (Nevada) same	12 (Nevada) same	1 (Washington) same	9 (Washington, Nevada) same
29	Luke Ashworth Career:	6 (Washington, Wyoming) same	83 (UNLV) 91 (Utah State 2009)	1 (Wyoming, UNLV) 1 (5 times)	42 (UNLV) 48 (Utah State 2009)
32	Mike Hague Career:	2 (TCU) same	14 (TCU) same		13 (Florida State) same
33	Bryan Kariya Career:	4 (TCU) 4 (Oklahoma 2009)	31 (TCU) 76 (Oklahoma 2009)	1 (Tulane/SDSU 2009)	14 (UNLV) 49 (Oklahoma 2009)
35	Zed Mendenhall Career:	1 (Utah State) same	2 (Utah State) same		2 (Utah State) same
80	Marcus Mathews Career:	3 (San Diego State) same	43 (San Diego State) same		32 (Utah State) same
82	Mike Muehlmann Career:	1 (4 times) same	16 (San Diego State) same		16 (San Diego State) same
83	Spencer Hafoka Career:	1 (Utah State, UNLV) 3 (TCU/AFA 2009)	11 (UNLV) 31 (TCU 2009)		11 (UNLV) 24 (Colorado State 2009)
84	Devin Mahina Career:	1 (4 times) same	21 (Utah State) same		21 (Utah State) same
86	BJ Peterson Career:	1 (Nevada, UNLV) same	6 (UNLV) same		6 (UNLV) same
88	Austin Holt Career:	1 (Utah State) same	2 (Utah State) same		2 (Utah State) same

PASSING NO.	NAME	ATTEMPTS	COMPLETIONS	YARDS	TOUCHDOWNS	LONG
9	Jake Heaps Career:	55 (Utah State) same	27 (Utah State) same	294 (UNLV) same	2 (UNLV) same	42 (UNLV) same
13	Riley Nelson Career:	19 (Air Force) same	11 (Washington) same	131 (Washington) same	2 (Washington) same	48 (Washington) same
3	James Lark Career:	1 (UNLV) same	1 (UNLV) same	6 (UNLV) same		6 (UNLV) same





# 2010 COUGAR FOOTBALL

## DEFENSIVE & SPECIAL TEAMS SEASON/CAREER HIGHS

### INDIVIDUAL 2010 SEASON AND CAREER HIGHS

NO.	NAME	UT	AT	TT	TFL	INT	SACKS
1	Jordan Pendleton Career:	9 (Florida State) same	6 (Washington) same	12 (Florida State) same	1.5 (Wash, FSU) 2 (New Mexico 2009)	1 (twice 08, 09)	1.5 (Florida State) 2 (UNM 2009)
5	Brandon Bradley Career:	4 (SDSU, TCU) 9 (Florida State 2009)	3 (Washington) 3 (TCU 2009)	6 (Washington) 10 (Florida State 2009)	1.0 (SDSU, TCU) same		
7	Brian Logan Career:	8 (San Diego State) 8 (Florida State 2009)	3 (Air Force) 5 (Colorado St. 2009)	8 (San Diego State) 11 (Florida State 2009)	1.0 (Wyoming) 2 (New Mexico 2009)	1 (Tul/CSU/Wyo)	
18	Jray Galea'i Career:	2 (Utah State) same		2 (Utah State) same			
22	Andrew Rich Career:	10 (TCU) same	5 (Air Force, Nevada) 8 (TCU 2009)	14 (Air Force, Nevada) same	2.0 (Air Force) same	2 (Air Force 2009)	1 (UNM 2009)
23	Travis Uale Career:	5 (Utah State) same	5 (Utah State) same	10 (Utah State) same			
24	Steven Thomas Career:	2 (Florida State) same	1 (Florida State) same	3 (Florida State) same	0.5 (Florida State) same		
25	Corby Eason Career:	4 (Nevada) same	1 (Wyoming 2009)	4 (Nevada) same	1.0 (3 times) same		1.0 (TCU, UNLV) same
30	Zeke Mendenhall Career:	2 (TCU) same	1 (3 times) same	2 (Nevada, TCU) same			
31	Aveni Leung-Wai Career:	2 (Florida State) same	2 (Florida State) same	4 (Florida State) same	1.0 (Florida State) same		
34	Austen Jorgensen Career:	7 (Florida State) same	6 (Air Force) same	7 (3 times) same	1.0 (UNLV) same		1.0 (UNLV) same
37	Vic So'oto Career:	4 (TCU) same	8 (Air Force) same	11 (Air Force) same	3.0 (Wyoming) same	1 (Nevada) same	1 (3 times) 1 (4 times)
41	Matt Putnam Career:	4 (TCU) 4 (Utah State 2008)	5 (Utah State) same	6 (Utah State) same	2.0 (UNLV) same	1 (UCLA 2008)	1 (UNLV) 1 (4 times)
44	Brandon Ogletree Career:	5 (Wyoming) same	4 (Utah State) same	8 (Utah State) same	3.0 (Wyoming) same	1 (San Diego State) same	
45	Kyle Van Noy Career:	5 (San Diego State) same	3 (Utah State) same	7 (Utah State) same	1.0 (4 times) same		1 (San Diego St.) same
47	Zac Stout Career:	3 (Nevada) same	3 (Nevada) same	6 (Nevada) same	1.0 (Air Force, UNLV) same		
48	Jameson Frazier Career:	4 (Air Force) same	2 (Washington, AFA) same	6 (Air Force) same	0.5 (UW, UNLV) same		
49	Jadon Wagner Career:	6 (Utah State) same	4 (Utah State) same	10 (Utah State) same	2.0 (Utah State) same		1.0 (Wyoming) same
51	Shane Hunter Career:	5 (Washington, AFA) same	10 (Utah State) same	13 (Utah State) same	1.5 (TCU) same	1 (Air Force) same	
55	Eathyn Manumaleuna Career:	2 (Wyoming) 3 (UCLA, UNLV 2007)	6 (Nevada) same	6 (Nevada) same	1.5 (Florida State) same		1.5 (Florida State) same
56	Connell Hess Career:	1 (UNLV) same	1 (Wyoming) same	1 (Wyoming, UNLV) same	1.0 (UNLV) same		1.0 (UNLV) same
74	Ezekiel Ansah Career:	1 (Wyoming) same		1 (Wyoming) same			
79	Thomas Bryson Career:	1 (Air Force, USU) same	1 (UNLV) same	1 (3 times) same			
92	Graham Rowley Career:	1 (UNLV) same	1 (UNLV) same	2 (UNLV) same	1.0 (UNLV) same		1.0 (UNLV) same
94	Jordan Richardson Career:	6 (Air Force) same	3 (Air Force, Nevada) same	9 (Air Force) same			
98	Romney Fuga Career:	2 (Florida State, Nev.) 4 (San Diego St. 2009)	4 (Washington) 6 (Colorado St. 2009)	5 (Washington) 9 (Colorado St. 2009)	0.5 (Washington) 2 (Colorado St. 2009)		0.5 (Washington) 1 (CSU 09)

#### KICK RETURNS

NO.	NAME	LONG
2	Cody Hoffman Career:	50 (UNLV) same
4	O'Neill Chambers Career:	33 (San Diego State) 97 (UNLV 2009)
6	McKay Jacobson Career:	39 (Nevada) same
10	JJ Di Luigi Career:	35 (Air Force) 38 (Utah State 2009)
16	JD Falslev Career:	34 (Utah State) same

#### PUNT RETURNS

NO.	NAME	LONG
4	O'Neill Chambers Career:	20 (Washington) 43 (Utah 2009)
6	McKay Jacobson Career:	13 (San Diego State) 77 (Wyoming 2006)
16	JD Falslev Career:	23 (TCU) same

#### FIELD GOALS

NO.	NAME	LONG		
38	Mitch Payne Career:	48 (UNLV) 49 (Air Force 2009)		
PUNTS				
NO.	NAME	#	YARDS	LONG
99	Riley Stephenson Career:	7 (TCU) 9 (Utah09)	336 (TCU) 377 (Utah09)	59 (TCU) 60 (OSU)



# 2010 COUGAR FOOTBALL

## STARTERS/TEAM STATS

### GAME-BY-GAME STARTERS

#### OFFENSIVE STARTERS

GAME	QB	WR	WR/TE	RB	RB/WR	TE/WR	LT	LG	C	RG	RT
Washington	Nelson	Chambers	Jacobson	Di Luigi	Zed Mendenhall	Muehlmann	Reynolds	B. Hansen	T. Brown	Speredon	B. Brown
Air Force	Nelson	Hoffman	Jacobson	Di Luigi	Kariya	Muehlmann	Reynolds	B. Hansen	T. Brown	Speredon	B. Brown
Florida State	Nelson	Chambers	Jacobson	Di Luigi	Hoffman	Ashworth	Reynolds	B. Hansen	T. Brown	Speredon	B. Brown
Nevada	Heaps	Hoffman	Jacobson	Di Luigi	Kariya	Holt	Reynolds	B. Hansen	T. Brown	Speredon	B. Brown
Utah State	Heaps	Hoffman	Jacobson	Di Luigi	Kariya	Mahina	Reynolds	B. Hansen	T. Brown	Speredon	B. Brown
San Diego State	Heaps	Chambers	Jacobson	Di Luigi	Zed Mendenhall	Mahina	Reynolds	B. Hansen	T. Brown	Speredon	B. Brown
TCU	Heaps	Chambers	Muehlmann	Di Luigi	Kariya	Mahina	Reynolds	B. Hansen	T. Brown	Speredon	B. Brown
Wyoming	Heaps	Hoffman	Jacobson	Kariya	Zed Mendenhall	Mahina	Reynolds	B. Hansen	T. Brown	Speredon	B. Brown
UNLV	Heaps	Hoffman	Jacobson	Di Luigi	Kariya	Wilson	Reynolds	B. Hansen	T. Brown	Speredon	B. Brown

#### DEFENSIVE STARTERS

GAME	LE	NG	RE	SLB	MLB	BLB	WLB	FC	FS	KAT	BC
Washington	Manumaleuna	Fuga	So'oto	Pendleton	Hunter	Leung-Wai	Frazier	Logan	Thomas	Rich	Bradley
Air Force	Manumaleuna	Fuga	So'oto	Pendleton	Hunter	Ogletree	Frazier	Logan	Thomas	Rich	Bradley
Florida State	Manumaleuna	Fuga	So'oto	Pendleton	Hunter	Leung-Wai	Frazier	Logan	Thomas	Rich	Bradley
Nevada	Manumaleuna	Fuga	So'oto	Pendleton	Hunter	Jorgensen	Frazier	Eason	Rich	Zek. Mendenhall	Bradley
Utah State	Putnam	Manumaleuna	So'oto	Pendleton	Hunter	Jorgensen	Wagner	Logan	Uale	Rich	Bradley
San Diego State	Putnam	Richardson	So'oto	Van Noy	Hunter	Ogletree	Wagner	Logan	Uale	Rich	Bradley
TCU	Putnam	Richardson	So'oto	Van Noy	Hunter	Ogletree	Wagner	Logan	Uale	Rich	Bradley
Wyoming	Putnam	Richardson	So'oto	Frazier	Hunter	Ogletree	Wagner	Logan	Uale	Rich	Bradley
UNLV	Putnam	Richardson	So'oto	Frazier	Hunter	Jorgensen	Wagner	Logan	Uale	Rich	Bradley

### CAREER GAMES STARTED

OFFENSE		FIRST-YEAR STARTERS (10)		DEFENSE		FIRST-YEAR STARTERS (13)	
Matt Reynolds (Jr., OL)	35	Jason Speredon (Sr., OL)	9	Brandon Bradley (Sr., DB)	25	Shane Hunter (Sr., LB)	9
McKay Jacobson (Jr., WR)	23	JJ Di Luigi (Jr., RB)	8	Andrew Rich (Sr., DB)	25	Jameson Frazier (Jr., LB)	6
Terence Brown (Jr., OL)	22	Jake Heaps (Fr., QB)	6	Brian Logan (Sr., DB)	20	Matt Putnam (Jr., DL)	5
Braden Hansen (So., OL)	22	Cody Hoffman (Fr., WR)	6	Eathyn Manumaleuna (So., DL)	18	Travis Uale (Jr., DB)	5
O'Neill Chambers (Jr., WR)	14	Devin Mahina (Fr., TE)	4	Vic So'oto (Sr., DL)	16	Jadon Wagner (Jr., LB)	5
Braden Brown (So., OL)	11	Zed Mendenhall (So., RB)	3	Jordan Pendleton (Jr., LB)	15	Brandon Ogletree (So., LB)	4
Luke Ashworth (Sr., WR)	8	Mike Muehlmann (Fr., TE)	3	Romney Fuga (Jr., DL)	7	Jordan Richardson (So., DL)	4
Bryan Kariya (Jr., RB)	8	Riley Nelson (Jr., QB)	3			Austen Jorgensen (So., LB)	3
Spencer Hafoka (Jr., WR)	5	Austin Holt (Fr., TE)	1			Steven Thomas (Jr., DB)	3
		Richard Wilson (Fr., TE)	1			Aveni Leung-Wai (Jr., LB)	2
						Kyle Van Noy (Fr., LB)	2
						Corby Eason (Jr., DB)	1
						Zeke Mendenhall (Sr., LB)	1

### BYU TEAM STATISTICS

DATE	OPPONENT	SCORE	RECORD	CONF. RECORD	TIME	ATTENDANCE
Sept. 4, 2010	Washington	23-17	1-0	0-0	3:24	63,771
Sept. 11, 2010	at Air Force	35-14	1-1	0-1	3:02	46,692
Sept. 18, 2010	at Florida State	34-10	1-2	0-1	3:13	68,795
Sept. 25, 2010	Nevada	27-13	1-3	0-1	3:09	61,471
Oct. 1, 2010	at Utah State	31-16	1-4	0-1	3:22	24,152
Oct. 9, 2010	San Diego State	24-21	2-4	1-1	3:04	62,176
Oct. 16, 2010	at TCU	31-3	2-5	1-2	2:53	40,416
Oct. 23, 2010	Wyoming	25-20	3-5	2-2	2:56	60,505
Nov. 6, 2010	UNLV	55-7	4-5	3-2	3:11	61,283



# 2010 COUGAR FOOTBALL

## GAME-BY-GAME

### GAME 1 - SEPTEMBER 4, 2010 BYU VS. WASHINGTON

LAVELL EDWARDS STADIUM - PROVO, UTAH

Score by Quarters 1 2 3 4 Score

Washington..... 7 10 0 0 - 17 Record: (1-0)

BYU..... 5 8 10 0 - 23 Record: (0-1)

#### Scoring Summary:

1st 10:02 WASH - Kearse, J. 19 yd pass from Locker, Jake (Folk, Erik kick), 7-73 3:03, WASH 7 - BY 0

04:30 BY - TEAM safety, WASH 7 - BY 2

00:31 BY - PAYNE, Mitch 22 yd field goal, 9-66 3:53, WASH 7 - BY 5

2nd 12:08 BY - QUEZADA, Joshua 9 yd pass from NELSON, Riley (NELSON, Riley rush), 8-47 2:36, WASH 7 - BY 13

08:43 WASH - Locker, Jake 9 yd run (Folk, Erik kick), 9-80 3:25, WASH 14 - BY 13

00:00 WASH - Folk, Erik 54 yd field goal, 11-63 1:55, WASH 17 - BY 13

3rd 06:59 BY - PAYNE, Mitch 29 yd field goal, 11-58 5:33, WASH 17 - BY 16

04:23 BY - DI LUIGI, JJ 48 yd pass from NELSON, Riley (PAYNE, Mitch kick), 3-48 0:56, WASH 17 - BY 23

	WASH	BYU
FIRST DOWNS.....	20	23
RUSHES-YARDS (NET).....	31-128	33-146
PASSING YDS (NET).....	266	262
Passes Att-Comp-Int.....	39-20-0	40-24-0
TOTAL OFFENSE PLAYS-YARDS.....	70-394	73-408
Fumble Returns-Yards.....	0-0	0-0
Punt Returns-Yards.....	0-0	2-26
Kickoff Returns-Yards.....	3-20	4-72
Interception Returns-Yards.....	0-0	0-0
Punts (Number-Avg).....	6-45.2	6-37.2
Fumbles-Lost.....	2-0	2-0
Penalties-Yards.....	5-66	6-60
Possession Time.....	27:48	32:12
Third-Down Conversions.....	5 of 15	5 of 16
Fourth-Down Conversions.....	0 of 3	1 of 1
Red-Zone Scores-Chances.....	2-2	3-3
Sacks By: Number-Yards.....	0-0	1-4

**RUSHING:** Washington-Polk, Chris 16-92; Callier, Jesse 2-40; Locker, Jake 11-29; Fogerson, Johri 1-6; Mahan, Will 1-minus 39. BYU-DI LUIGI, JJ 13-69; NELSON, Riley 8-45; KARIYA, Bryan 8-20; CHAMBERS, O'Nei 1-8; HEAPS, Jake 1-6; TEAM 2-minus 2.

**PASSING:** Washington-Locker, Jake 20-37-0-266; Aguilar, Devin 0-1-0-0; TEAM 0-1-0-0. BYU HEAPS, Jake 13-23-0-131; NELSON, Riley 11-17-0-131.

**RECEIVING:** Washington-Kearse, J. 5-108; Aguilar, Devin 5-57; Bruns, Cody 3-25; Callier, Jesse 2-15; Polk, Jordan 1-25; Izbicki, Chris 1-15; Sylvester, A. 1-9; Polk, Chris 1-7; Goodwin, D. 1-5. BYU-ASHWORTH, Luke 6-24; DI LUIGI, JJ 4-83; WILSON, Richard 3-45; JACOBSON, McKay 3-33; CHAMBERS, O'Nei 3-21; MATHEWS, Marcus 1-17; MUEHLMANN, Mike 1-15; HOFFMAN, Cody 1-14; QUEZADA, Joshua 1-9; KARIYA, Bryan 1-1.

**INTERCEPTIONS:** Washington-None. BYU-None.

**FUMBLES:** Washington-Mahan, Will 1-0; Locker, Jake 1-0. BYU-CHAMBERS, O'Nei 1-0; DI LUIGI, JJ 1-0.

**SACKS (UA-A):** Washington-None. BYU-PENDLETON, Jord 0-1; FUGA, Romney 0-1.

**TACKLES (UA-A):** Washington-Foster, Mason 9-5; Aiyewa, Victor 8-2; Williams, Nate 5-7; Fellner, Nathan 7-2; Trufant, D. 4-1; Richardson, Q. 3-1; Elisara, Cam. 2-1; Crichton, Talia 1-3; Shamburger, W. 2-0; Dennison, Cort 0-3; Gilliland, G. 1-0; Tucker, Tim 1-0; Houston, Matt 1-0; Thompson, E. 0-1. BYU-RICH, Andrew 6-3; HUNTER, Shane 5-4; THOMAS, Steven 4-2; PENDLETON, Jord 2-6; OGLETREE, Brand 3-3; BRADLEY, Brando 3-3; FUGA, Romney 1-4; FRAZIER, Jameso 1-2; SO'OTO, Vic 1-2; LEUNG-WAI, Aven 1-1; JORGENSEN, Aust 1-1; LOGAN, Brian 1-0; GALEA'I, Jay 1-0; MANUMALEUNA, Ea 0-2; PUTNAM, Matt 0-1; HAGUE, Mike 0-1

### GAME 2 - SEPTEMBER 11, 2010 BYU VS. AIR FORCE

FALCON STADIUM - USAFA, COLORADO

Score by Quarters 1 2 3 4 Score

BYU..... 14 0 0 0 - 14 Record: (1-1)

Air Force.....7 14 7 7 - 35 Record: (2-0)

#### Scoring Summary:

1st 09:43 BY - DI LUIGI, JJ 1 yd run (PAYNE, Mitch kick), 12-74 5:17, BY 7 - AF 0

08:34 AF - HUNTER, Mikel 37 yd pass from JEFFERSON, Tim (SODERBERG, Erik kick), 5-61 1:05, BY 7 - AF 7

02:29 BY - NELSON, Riley 4 yd run (PAYNE, Mitch kick), 5-49 2:43, BY 14 - AF 7

2nd 09:42 AF - JEFFERSON, Tim 5 yd run (SODERBERG, Erik kick), 17-80 7:47, BY 14 - AF 14

05:17 AF - HUNTER, Mikel 33 yd run (SODERBERG, Erik kick), 2-48 0:36, BY 14 - AF 21

3rd 02:24 AF - WARZEKA, Jon 46 yd run (SODERBERG, Erik kick), 9-76 3:51, BY 14 - AF 28

4th 12:34 AF - WALKER, Nathan 5 yd run (SODERBERG, Erik kick), 5-45 2:15, BY 14 - AF 35

	BYU	AF
FIRST DOWNS.....	15	22
RUSHES-YARDS (NET).....	34-221	65-409
PASSING YDS (NET).....	88	68
Passes Att-Comp-Int.....	25-10-1	13-5-1
TOTAL OFFENSE PLAYS-YARDS.....	59-309	78-477
Fumble Returns-Yards.....	0-0	0-0
Punt Returns-Yards.....	2-13	0-0
Kickoff Returns-Yards.....	4-81	1-12
Interception Returns-Yards.....	1-0	1-1
Punts (Number-Avg).....	6-29.3	4-41.5
Fumbles-Lost.....	4-2	1-0
Penalties-Yards.....	7-45	10-125
Possession Time.....	23:01	36:59
Third-Down Conversions.....	6 of 15	10 of 19
Fourth-Down Conversions.....	1 of 2	2 of 2
Red-Zone Scores-Chances.....	2-2	2-3
Sacks By: Number-Yards.....	1-5	0-0

**RUSHING:** BYU-DI LUIGI, JJ 7-103; NELSON, Riley 20-95; KARIYA, Bryan 7-23. Air Force-CLARK, Asher 18-121; TEW, Jared 17-77; WARZEKA, Jon 6-62; HUNTER, Mikel 2-53; JEFFERSON, Tim 9-38; WALKER, Nathan 7-28; HALDERMAN, Kyle 2-16; JONES, Darius 1-9; SOUTHWORTH, Rya 2-7; TEAM 1-minus 2.

**PASSING:** BYU-NELSON, Riley 8-19-0-73; HEAPS, Jake 2-6-1-15. Air Force-JEFFERSON, Tim 5-13-1-68.

**RECEIVING:** BYU-HOFFMAN, Cody 3-37; DI LUIGI, JJ 3-25; MUEHLMANN, Mike 1-13; ASHWORTH, Luke 1-8; QUEZADA, Joshua 1-4; KARIYA, Bryan 1-1. Air Force-CLARK, Asher 3-8; HUNTER, Mikel 1-37; HALDERMAN, Kyle 1-23.

**INTERCEPTIONS:** BYU-HUNTER, Shane 1-0. Air Force-REMBERT, Reggie 1-1.

**FUMBLES:** BYU-DI LUIGI, JJ 2-1; NELSON, Riley 2-1. Air Force-TEW, Jared 1-0.

**SACKS (UA-A):** BYU-SO'OTO, Vic 1-0. Air Force-None.

**TACKLES (UA-A):** BYU-RICH, Andrew 9-5; SO'OTO, Vic 3-8; HUNTER, Shane 5-5; RICHARDSON, Jor 6-3; JORGENSEN, Aust 1-6; FRAZIER, Jameso 4-2; LOGAN, Brian 2-3; PENDLETON, Jord 1-4; STOUT, Zac 2-1; UALE, Travis 2-1; BRADLEY, Brando 1-2; FUGA, Romney 1-2; OGLETREE, Brand 1-1; MANUMALEUNA, Ea 1-1; THOMAS, Steven 1-0; BRYSON, Thomas 1-0; HAGUE, Mike 1-0; PUTNAM, Matt 1-0; HOFFMAN, Cody 1-0. Air Force-WAIWAILOLE, Jord 1-6; AMACK, Brady 4-2; RICKETTS, Rick 3-3; REMBERT, Reggie 3-2; HENNESSEY, Pat 3-2; DAVIS, Jon 2-3; MORRIS, Andre 3-1; LINDSAY, Brian 2-2; ADEJI-PAUL, PJ 2-1; WRIGHT, Anthony 2-1; PAYNE, Zach 1-2; CHAMBERS, James 1-0; REID, Colton 1-0; FREEMAN, Joshua 1-0; MCWILLIAMS, Har 1-0; GARDNER, Ryan 0-1; HALL, Josh 0-1; KONEMANN, Caleb 0-1.



# 2010 COUGAR FOOTBALL

## GAME-BY-GAME

### GAME 3 - SEPTEMBER 18, 2010 BYU VS. FLORIDA STATE

DOAK CAMPBELL STADIUM - TALLAHASSEE, FLORIDA

Score by Quarters 1 2 3 4 Score

BYU..... 0 10 0 0 - 10 Record: (1-2)  
Florida State..... 3 10 14 7 - 34 Record: (2-1)

#### Scoring Summary:

1st 00:36 FS - Dustin Hopkins 26 yd field goal, 10-62 4:44, BY 0 - FS 3  
2nd 09:56 FS - Dustin Hopkins 47 yd field goal, 4-9 1:24, BY 0 - FS 6  
07:40 FS - Chris Thompson 83 yd run (Dustin Hopkins kick), 1-83 0:14, BY 0 - FS 13  
04:26 BY - PAYNE, Mitch 28 yd field goal, 7-49 3:14, BY 3 - FS 13  
00:14 BY - HOFFMAN, Cody 4 yd pass from HEAPS, Jake (PAYNE, Mitch kick), 11-71 1:56, BY 10 - FS 13  
3rd 07:16 FS - Ty Jones 2 yd pass from Christian Ponder (Dustin Hopkins kick), 14-63 6:53, BY 10 - FS 20  
00:55 FS - Christian Ponder 1 yd run (Dustin Hopkins kick), 4-86 1:37, BY 10 - FS 27  
4th 01:35 FS - Ty Jones 9 yd run (Dustin Hopkins kick), 4-7 2:23, BY 10 - FS 34

	BYU	FSU
FIRST DOWNS.....	17	19
RUSHES-YARDS (NET).....	35-76	44-278
PASSING YDS (NET).....	115	149
Passes Att-Comp-Int.....	35-16-1	21-14-0
TOTAL OFFENSE PLAYS-YARDS...	70-191	65-427
Fumble Returns-Yards.....	0-0	0-0
Punt Returns-Yards.....	2-19	4-18
Kickoff Returns-Yards.....	1-24	2-18
Interception Returns-Yards....	0-0	1-2
Punts (Number-Avg).....	6-47.0	3-47.0
Fumbles-Lost.....	4-1	2-1
Penalties-Yards.....	5-45	8-65
Possession Time.....	25:54	34:06
Third-Down Conversions.....	4 of 15	6 of 13
Fourth-Down Conversions.....	1 of 3	1 of 1
Red-Zone Scores-Chances.....	2-2	5-6
Sacks By: Number-Yards.....	3-16	8-52

**RUSHING:** Brigham Young-DI LUIGI, JJ 18-93; KARIYA, Bryan 7-27; QUEZADA, Joshua 1-9; NELSON, Riley 3-8; HEAPS, Jake 6-minus 61. Florida State-Chris Thompson 9-123; Ty Jones 15-95; Christian Ponder 13-50; Jermaine Thomas 4-9; Lonnie Pryor 1-5; TEAM 2-minus 4.

**PASSING:** Brigham Young-HEAPS, Jake 15-31-0-114; NELSON, Riley 1-4-1-1. Florida State-Christian Ponder 14-21-0-149.

**RECEIVING:** Brigham Young-HOFFMAN, Cody 5-17; DI LUIGI, JJ 3-36; CHAMBERS, O'Neill 2-27; KARIYA, Bryan 2-10; ASHWORTH, Luke 2-6; HAGUE, Mike 1-13; JACOBSON, McKay 1-6. Florida State-Bert Reed 9-89; Rodney Smith 2-18; Willie Haulstead 1-34; Taiwan Easterling 1-6; Ty Jones 1-2.

**INTERCEPTIONS:** Brigham Young-None. Florida State-Xavier Rhodes 1-2.

**FUMBLES:** Brigham Young-HEAPS, Jake 3-0; NELSON, Riley 1-1. Florida State-Bert Reed 1-1; Christian Ponder 1-0.

**SACKS (UA-A):** Brigham Young-MANUMALEUNA, Eathyn 1-1; PENDLETON, Jordan 1-1. Florida State-Brandon Jenkins 2-0; Dan Hicks 1-0; Everett Dawkins 1-0; Markus White 1-0; Anthony McCloud 1-0; Xavier Rhodes 1-0; Bjoern Werner 1-0.

**TACKLES (UA-A):** Brigham Young-PENDLETON, Jordan 9-3; RICH, Andrew 6-4; JORGENSEN, Austen 7-0; HUNTER, Shane 4-0; FUGA, Romney 2-2; LEUNG-WAI, Aveni 2-2; LOGAN, Brian 2-2; FRAZIER, Jameson 3-0; THOMAS, Steven 2-1; FOOTE, David 2-0; BRADLEY, Brandon 2-0; EASON, Corby 2-0; MANUMALEUNA, Eathyn 1-1; MENDENHALL, Zeke 1-0 UALE, Travis 1-0; DI LUIGI, JJ 1-0; SO'OTO, Vic 0-1. Florida State-Kendall Smith 5-2; Greg Reid 4-2; Nigel Bradham 4-2; Markus White 4-0; Brandon Jenkins 3-1; Nick Moody 3-1; Terrance Parks 2-2; Xavier Rhodes 2-0; Bjoern Werner 2-0; Mike Harris 2-0; Everett Dawkins 2-0; Lamarcus Joyner 2-0; Mister Alexander 2-0; Jacobbi McDaniel 2-0; Anthony McCloud 2-0; Dan Hicks 1-0; Chris Revell 1-0; Jajuan Harley 1-0; Telvin Smith 1-0.

### GAME 4 - SEPTEMBER 25, 2010 BYU VS. NEVADA

LAVELL EDWARDS STADIUM - PROVO, UTAH

Score by Quarters 1 2 3 4 Score

Nevada..... 14 10 0 3 - 27 Record: (4-0)  
BYU..... 7 3 0 3 - 13 Record: (1-3)

#### Scoring Summary:

1st 10:16 NEV - Randall, C. 6 yd pass from Kaepernick, C. (Martinez, A. kick), 9-84 4:44, NEV 7 - BY 0  
07:04 BY - DI LUIGI, JJ 2 yd run (PAYNE, Mitch kick), 5-36 1:31, NEV 7 - BY 7  
01:39 NEV - TAU, Vai 1 yd run (Martinez, A. kick), 12-80 5:25, NEV 14 - BY 7  
2nd 09:18 NEV - Kaepernick, C. 4 yd run (Martinez, A. kick), 9-57 4:48, NEV 21 - BY 7  
01:20 BY - PAYNE, Mitch 27 yd field goal, 11-35 2:58, NEV 21 - BY 10  
00:00 NEV - Drake, Ricky 38 yd field goal, 9-55 1:14, NEV 24 - BY 10  
4th 11:27 NEV - Martinez, A. 29 yd field goal, 21-75 8:53, NEV 27 - BY 10  
07:46 BY - PAYNE, Mitch 29 yd field goal, 9-65 3:36, NEV 27 - BY 13

	NEV	BYU
FIRST DOWNS.....	23	21
RUSHES-YARDS (NET).....	53-239	25-91
PASSING YDS (NET).....	196	229
Passes Att-Comp-Int.....	26-16-1	45-24-0
TOTAL OFFENSE PLAYS-YARDS.....	79-435	70-320
Fumble Returns-Yards.....	0-0	0-0
Punt Returns-Yards.....	1-0	1-8
Kickoff Returns-Yards.....	2-32	3-103
Interception Returns-Yards....	0-0	1-14
Punts (Number-Avg).....	2-56.0	3-31.3
Fumbles-Lost.....	3-1	0-0
Penalties-Yards.....	6-65	1-5
Possession Time.....	36:17	23:43
Third-Down Conversions.....	9 of 17	5 of 15
Fourth-Down Conversions.....	3 of 4	1 of 4
Red-Zone Scores-Chances.....	4-4	3-5
Sacks By: Number-Yards.....	1-10	0-0

**RUSHING:** Nevada-Taua, Vai 29-133; Kaepernick, C. 17-82; Randall, C. 4-10; Shepherd, M. 1-7; Mark, Lampford 1-4; Green, Virgil 1-3. BYU-DI LUIGI, JJ 15-67; QUEZADA, Joshua 3-15; KARIYA, Bryan 4-11; HEAPS, Jake 3-minus 2.

**PASSING:** Nevada-Kaepernick, C. 16-25-1-196; TEAM 0-1-0-0. BYU-HEAPS, Jake 24-45-0-229.

**RECEIVING:** Nevada-Session, Tray 3-38; Matthews, R. 3-35; Wimberly, B. 2-59; Shepherd, M. 2-26; Randall, C. 2-12; Green, Virgil 1-11; Sudfeld, Zach 1-8; Wellington, C. 1-6; Taua, Vai 1-1. BYU-DI LUIGI, JJ 8-56; HOFFMAN, Cody 4-74; JACOBSON, McKay 4-44; ASHWORTH, Luke 2-15; QUEZADA, Joshua 2-12; KARIYA, Bryan 2-5; MATHEWS, Marcus 1-18; PETERSON, BJ 1-5.

**INTERCEPTIONS:** Nevada-None. BYU-SO'OTO, Vic 1-14.

**FUMBLES:** Nevada-Kaepernick, C. 2-0; Taua, Vai 1-1. BYU-None.

**SACKS (UA-A):** Nevada-Roy, Brett 1-0. BYU-None.

**TACKLES (UA-A):** Nevada-Johnson, J.M. 7-3; Johnson, Marlon 6-3; Grimes, Kevin 5-1; Moch, Dontay 5-0; Frey, Isaiah 3-0; Marshall, B. 3-0; Miller, Doyle 3-0; Burnett, Kaelin 1-2; Madonick, Zack 2-0; Roy, Brett 2-0; Coulson, Ryan 1-1; Jefferson, S. 1-0; Drake, Ricky 1-0; Williams, Duke 1-0; Brown, Thaddeus 1-0; Faddis, Dean 1-0; Matthews, R. 1-0; Boughton, D. 1-0. BYU-RICH, Andrew 9-5; HUNTER, Shane 3-4; JORGENSEN, Austen 2-5; LOGAN, Brian 6-0; STOUT, Zac 3-3; PENDLETON, Jordan 3-3; MANUMALEUNA, Eathyn 0-6; UALE, Travis 2-3; EASON, Corby 4-0; BRADLEY, Brandon 3-1; SO'OTO, Vic 2-2; FUGA, Romney 2-1; FRAZIER, Jameson 1-2; RICHARDSON, Jordan 0-3; MENDENHALL, Zeke 1-1; PUTNAM, Matt 0-2; GALEA, Jray 1-0; STEELE, Tom 1-0; MARSHALL, Matt 0-1; LEUNG-WAI, Aveni 0-1; MEES, Carter 0-1.



# 2010 COUGAR FOOTBALL

## GAME-BY-GAME

### GAME 5 - OCTOBER 1, 2010 BYU VS. UTAH STATE

ROMNEY STADIUM - LOGAN, UTAH

Score by Quarters 1 2 3 4 Score

BYU..... 0 3 7 6 - 16 Record: (1-4)  
Utah State..... 10 14 7 0 - 31 Record: (2-3)

#### Scoring Summary:

1st 06:57 USU - Martin, Xavier 79 yd pass from Borel, Diondre (Loveless, B. kick), 2-81 0:45, BY 0 - USU 7

00:27 USU - Loveless, B. 34 yd field goal, 10-36 4:09, BY 0 - USU 10

2nd 06:54 USU - Borel, Diondre 1 yd run (Loveless, B. kick), 12-62 4:35, BY 0 - USU 17

03:28 BY - PAYNE, Mitch 23 yd field goal, 9-48 3:18, BY 3 - USU 17

00:49 USU - Speight, D. 1 yd run (Loveless, B. kick), 7-33 2:28, BY 3 - USU 24

3rd 06:32 USU - Speight, D. 1 yd run (Loveless, B. kick), 12-69 4:38, BY 3 - USU 31

03:44 BY - KARIYA, Bryan 1 yd run (PAYNE, Mitch kick), 8-75 2:41, BY 10 - USU 31

4th 00:31 BY - DI LUIGI, JJ 3 yd run (PAYNE, Mitch kick blockd), 8-66 1:39, BY 16 - USU 31

	BYU	USU
FIRST DOWNS.....	22	19
RUSHES-YARDS (NET).....	25-65	59-242
PASSING YDS (NET).....	270	192
Passes Att-Comp-Int.....	55-27-2	13-10-0
TOTAL OFFENSE PLAYS-YARDS.....	80-335	72-434
Fumble Returns-Yards.....	0-0	0-0
Punt Returns-Yards.....	1-4	2-1
Kickoff Returns-Yards.....	6-121	2-87
Interception Returns-Yards....	0-0	2-8
Punts (Number-Avg).....	4-47.8	4-35.0
Fumbles-Lost.....	0-0	1-1
Penalties-Yards.....	6-45	12-105
Possession Time.....	26:35	33:25
Third-Down Conversions.....	8 of 18	11 of 18
Fourth-Down Conversions.....	0 of 2	0 of 0
Red-Zone Scores-Chances.....	3-3	4-4
Sacks By: Number-Yards.....	0-0	2-15

**RUSHING:** BYU-DI LUIGI, JJ 12-42; QUEZADA, Joshua 6-20; KARIYA, Bryan 4-5; HEAPS, Jake 3-minus 2. Utah State-Speight, D. 23-91; Borel, Diondre 10-68; Williams, K. 15-51; DeMartino, Joey 5-16; Watkins, Dontel 1-9; Reynolds, T. 1-6; Marshall, R. 1-2; Moats, Eric 1-1; TEAM 2-minus 2.

**PASSING:** BYU-HEAPS, Jake 27-55-2-270. Utah State-Borel, Diondre 10-13-0-192.

**RECEIVING:** BYU-JACOBSON, McKay 8-85; HOFFMAN, Cody 6-46; DI LUIGI, JJ 5-62; KARIYA, Bryan 2-8; MATHEWS, Marcus 1-32; MAHINA, Devin 1-21; HAFOKA, Spencer 1-8; QUEZADA, Joshua 1-4; MENDENHALL, Zed 1-2; HOLT, Austin 1-2. Utah State-Watkins, Dontel 3-28; Speight, D. 2-28; Bartlett, K. 2-26; Martin, Xavier 1-79; Williams, K. 1-21; DeMartino, Joey 1-10.

**INTERCEPTIONS:** BYU-None. Utah State-Coleman, Rajric 1-8; Randle, Chris 1-0.

**FUMBLES:** BYU-None. Utah State-Borel, Diondre 1-1.

**SACKS (UA-A):** BYU-None. Utah State-Koskan, Levi 1-0; Johnson, Devin 1-0.

**TACKLES (UA-A):** BYU-HUNTER, Shane 3-10; WAGNER, Jadon 6-4; UALE, Travis 5-5; OGLETREE, Brand 4-4; VAN NOY, Kyle 4-3; PENDLETON, Jordan 2-5; RICH, Andrew 1-5; PUTNAM, Matt 1-5; LOGAN, Brian 3-2; JORGENSEN, Austen 0-4; STOUT, Zac 1-2; BRADLEY, Brandon 1-2; GALEA'I, Jay 2-0; MANUMALEUNA, Eathyn 1-1; FOOTE, David 1-1; SO'OTO, Vic 0-2; SPEREDON, Jason 1-0; HOFFMAN, Cody 1-0; EASON, Corby 1-0; MARSHALL, Matt 1-0; MEES, Carter 1-0; BRYSON, Thomas 1-0; MENDENHALL, Zeke 0-1. Utah State-Wagner, Bobby 2-9; Gallagher, Kyle 3-7; McClenton, W. 5-3; Koskan, Levi 2-3; Byrd, Quinton 4-0; Colman, Rajric 4-0; Marsh, Curtis 3-1; Doughty, Jake 2-1; Bowden, Alfred 2-1; Dinka-Mba, M. 0-3; Keiaho, Junior 2-0; Sanders, C. 2-0; Garner, Quinn 2-0; Enesi, Sean 1-1; Randle, Chris 1-1; Schrader, Joey 1-1; Johnson, Devin 1-0; Morgan, Cache 0-1; Lawson, Nevin 0-1; Vought, Nick 0-1; Royster, Nathan 0-1; Dabb, Forrest 0-1.

### GAME 6 - OCTOBER 9, 2010 BYU VS. SAN DIEGO STATE

LAVELL EDWARDS STADIUM - PROVO, UTAH

Score by Quarters 1 2 3 4 Score

San Diego State..... 0 7 7 7 - 21 Record: (3-2, 0-1)  
BYU..... 14 0 3 7 - 24 Record: (2-4, 1-1)

#### Scoring Summary:

1st 04:57 BY - DI LUIGI, JJ 3 yd run (PAYNE, Mitch kick), 19-78 8:28, SDSU 0 - BY 7

02:02 BY - KARIYA, Bryan 2 yd run (PAYNE, Mitch kick), 5-24 2:40, SDSU 0 - BY 14

2nd 05:00 SDSU - Brown, Vincent 36 yd pass from LINDLEY, Ryan (PEREZ, Abel kick), 2-52 0:31, SDSU 7 - BY 14

3rd 06:21 BY - PAYNE, Mitch 29 yd field goal, 8-38 4:13, SDSU 7 - BY 17

03:43 SDSU - Escobar, Gavin 1 yd pass from LINDLEY, Ryan (PEREZ, Abel kick), 8-83 2:29, SDSU 14 - BY 17

4th 13:43 BY - KARIYA, Bryan 1 yd run (PAYNE, Mitch kick), 9-67 4:51, SDSU 14 - BY 24

06:27 SDSU - Sullivan, Brand 4 yd pass from LINDLEY, Ryan (PEREZ, Abel kick), 6-59 2:31, SDSU 21 - BY 24

	SDSU	BYU
FIRST DOWNS.....	12	24
RUSHES-YARDS (NET).....	12-53	62-271
PASSING YDS (NET).....	220	142
Passes Att-Comp-Int.....	36-20-1	23-16-1
TOTAL OFFENSE PLAYS-YARDS.....	48-273	85-413
Fumble Returns-Yards.....	0-0	0-0
Punt Returns-Yards.....	2-21	4-22
Kickoff Returns-Yards.....	2-38	2-62
Interception Returns-Yards....	1-0	1-11
Punts (Number-Avg).....	6-44.3	4-36.8
Fumbles-Lost.....	1-0	1-1
Penalties-Yards.....	4-37	5-25
Possession Time.....	14:59	45:01
Third-Down Conversions.....	3 of 10	12 of 19
Fourth-Down Conversions.....	1 of 1	1 of 1
Red-Zone Scores-Chances.....	2-2	4-5
Sacks By: Number-Yards.....	2-12	1-9

**RUSHING:** San Diego State-HILLMAN, Ronnie 11-62; LINDLEY, Ryan 1-minus 9. BYU-DI LUIGI, JJ 22-134; KARIYA, Bryan 22-85; QUEZADA, Joshua 11-50; HEAPS, Jake 6-4; TEAM 1-minus 2.

**PASSING:** San Diego State-LINDLEY, Ryan 20-34-1-220; TEAM 0-2-0-0. BYU-HEAPS, Jake 15-22-1-126; MARSHALL, Matt 1-1-0-16.

**RECEIVING:** San Diego State-BROWN, Vincent 6-101; SAMPSON, DeMarc 4-47; SANDIFER, Domin 3-25; SULLIVAN, Brand 3-6; QUIGLEY, Bryce 1-19; DENSO, Dylan 1-12; BROWN, Davon 1-9; ESCOBAR, Gavin 1-1. BYU-JACOBSON, McKay 4-29; MATHEWS, Marcus 3-43; DI LUIGI, JJ 3-23; KARIYA, Bryan 2-13; MUEHLMANN, Mike 1-16; HAGUE, Mike 1-10; MAHINA, Devin 1-5; HOFFMAN, Cody 1-3.

**INTERCEPTIONS:** San Diego State-MCFADDEN, Leon 1-0. BYU-OGLETREE, Brandon 1-11.

**FUMBLES:** San Diego State-PARKER, Larry 1-0. BYU-MATHEWS, Marcus 1-1.

**SACKS (UA-A):** San Diego State-BURRIS, Miles 2-0. BYU-VAN NOY, Kyle 1-0.

**TACKLES (UA-A):** San Diego State-LEWIS, Darryn 7-5; YARBROUGH, Marc 7-2; BERHE, Nat 6-3; SPENCER, Neil 4-3; ANDREWS, Marcus 4-2; BURRIS, Miles 4-2; KETCHUM, Logan 4-1; DAVIS, Brandon 3-2; STEVENS, Khalid 3-2; AUTELE, J.J. 3-2; PEREZ, Jose 4-0; BARKSDALE, Deme 3-0; MCFADDEN, Leon 2-1; TENHAEFF, Nick 2-1; SILUANO, Rene 1-2; PRESTON, Andrew 1-2; LONG, Jerome 2-0; WILLIAMS, B.J. 1-1; TAUANUU, Jacob 1-1; LAWSON, Ernie 0-2; HILLMAN, Ronnie 1-0; LOCKETT, Colin 1-0; DENSO, Dylan 1-0; PARKER, Larry 0-1; WADE, Josh 0-1. BYU-LOGAN, Brian 8-0; RICH, Andrew 2-4; VAN NOY, Kyle 5-0; BRADLEY, Brandon 4-1; EASON, Corby 2-0; WAGNER, Jadon 0-2; MEES, Carter 1-0; JORGENSEN, Austen 1-0; PUTNAM, Matt 1-0; HUNTER, Shane 0-1; UALE, Travis 0-1; SO'OTO, Vic 0-1; OGLETREE, Brandon 0-1; RICHARDSON, Jordan 0-1.



# 2010 COUGAR FOOTBALL

## GAME-BY-GAME

### GAME 8 - OCTOBER 16, 2010

BYU VS. NO. 4/5 TCU

AMON CARTER STADIUM - FORT WORTH, TEX.

Score by Quarters 1 2 3 4 Score

BYU..... 0 0 3 0 - 3 Record: (2-5, 1-2 MWC)  
 TCU..... 3 14 0 14 - 31 Record: (7-0, 3-0 MWC)

#### Scoring Summary:

1st 02:19 TC - EVANS, Ross 20 yd field goal, 7-39 3:23, BY 0 - TC 3  
 2nd 01:30 TC - BOYCE, Josh 35 yd pass from DALTON, Andy (EVANS, Ross kick), 2-46 0:12, BY 0 - TC 10  
 00:26 TC - YOUNG, Jimmy 14 yd pass from DALTON, Andy (EVANS, Ross kick), 3-38 0:46, BY 0 - TC 17  
 3rd 01:14 BY - PAYNE, Mitch 27 yd field goal, 14-70 5:31, BY 3 - TC 17  
 4th 10:03 TC - BOYCE, Josh 20 yd pass from DALTON, Andy (EVANS, Ross kick), 8-64 3:41, BY 3 - TC 24  
 04:26 TC - KERLEY, Jeremy 21 yd pass from DALTON, Andy (EVANS, Ross kick), 9-51 4:35, BY 3 - TC 31

	BYU	TCU
FIRST DOWNS.....	10	23
RUSHES-YARDS (NET).....	27-56	38-108
PASSING YDS (NET).....	91	273
Passes Att-Comp-Int.....	30-14-2	36-24-0
TOTAL OFFENSE PLAYS-YARDS....	57-147	74-381
Fumble Returns-Yards.....	0-0	0-0
Punt Returns-Yards.....	1-23	4-56
Kickoff Returns-Yards.....	6-123	2-81
Interception Returns-Yards....	0-0	2-2
Punts (Number-Avg).....	7-48.0	6-41.3
Fumbles-Lost.....	0-0	3-0
Penalties-Yards.....	4-20	4-20
Possession Time.....	24:16	35:44
Third-Down Conversions.....	3 of 14	7 of 16
Fourth-Down Conversions.....	0 of 2	1 of 2
Red-Zone Scores-Chances.....	1-1	3-3
Sacks By: Number-Yards.....	2-12	3-21

**RUSHING:** BYU-KARIYA, Bryan 12-57; DI LUIGI, JJ 9-11; QUEZADA, Joshua 2-6; HAGUE, Mike 1-3; HEAPS, Jake 3-minus 21. TCU-WESLEY, Ed 10-53; TUCKER, Matthew 10-31; JAMES, Waymon 5-21; DALTON, Andy 7-16; DEAN, Aundre 2-9; PACHALL, Casey 1-2; SHIVERS, Luke 1-1; DAWSON, Skye 1-minus 5; TEAM 1-minus 20.

**PASSING:** BYU-HEAPS, Jake 14-30-2-91. TCU-DALTON, Andy 24-36-0-273.

**RECEIVING:** BYU-DI LUIGI, JJ 6-37; KARIYA, Bryan 4-31; HAGUE, Mike 2-14; MAHINA, Devin 1-5; JACOBSON, McKay 1-4. TCU-BOYCE, Josh 8-127; KERLEY, Jeremy 5-25; JOHNSON, Bart 3-59; YOUNG, Jimmy 3-40; HICKS, Antoine 2-20; WESLEY, Ed 2-minus 4; TUCKER, Matthew 1-6.

**INTERCEPTIONS:** BYU-None. TCU-JOHNSON, Tejay 1-2; CARDER, Tank 1-0.

**FUMBLES:** BYU-None. TCU-KERLEY, Jeremy 1-0; TUCKER, Matthew 1-0; TEAM 1-0.

**SACKS (UA-A):** BYU-SO'OTO, Vic 1-0; EASON, Corby 1-0. TCU-YENDREY, D.J. 1-0; MAPONGA, Stansl 1-0; GRANT, Cory 1-0.

**TACKLES (UA-A):** BYU-RICH, Andrew 10-3; WAGNER, Jadon 4-2; SO'OTO, Vic 4-1; BRADLEY, Brandon 4-1; OGLETREE, Brandon 3-2; HUNTER, Shane 3-2; PUTNAM, Matt 4-0; LOGAN, Brian 3-1; VAN NOY, Kyle 2-2; MEES, Carter 3-0; EASON, Corby 3-0; RICHARDSON, Jordan 1-2; MENDENHALL, Zeke 2-0; UALE, Travis 2-0; MANUMALEUNA, Eathyn 1-1; JORGENSEN, Austen 1-0; STOUT, Zac 1-0; FOOTE, David 1-0; ASHWORTH, Luke 1-0; BROWN, Braden 1-0; VEA, Simote 0-1. TCU-BROCK, Tanner 8-3; CUBA, Tekerrein 5-4; JOHNSON, Tejay 3-5; DANIELS, Wayne 1-3; MCCOY, Greg 3-0; MAPONGA, Stansl 3-0; GRANT, Cory 2-1; CAIN, Kenny 2-1; CLAY, Curtis 2-0; TEAGUE, Jason 2-0; JONES, Colin 2-0; YENDREY, D.J. 1-0; GRIFFIN, Kelly 1-0; CARDER, Tank 1-0; THOMPSON, Jurre 1-0; BURKS, Greg 1-0; BATTLE, Travara 0-1.

### GAME 9 - OCTOBER 23, 2010

BYU VS. WYOMING

LAVELL EDWARDS STADIUM - PROVO, UTAH

Score by Quarters 1 2 3 4 Score

Wyoming..... 0 10 3 7 - 20 Record: (2-6, 0-4 MWC)  
 BYU..... 16 0 3 6 - 25 Record: (3-5, 2-2 MWC)

#### Scoring Summary:

1st 10:35 BY - DI LUIGI, JJ 7 yd run (PAYNE, Mitch kick), 10-58 4:25, WY 0 - BY 7  
 09:53 BY - TEAM safety, , WY 0 - BY 9  
 04:53 BY - KARIYA, Bryan 4 yd run (PAYNE, Mitch kick), 5-33 1:52, WY 0 - BY 16  
 2nd 03:50 WY - LEWIS, Keith 55 yd interception return (WATTS, Ian kick), , WY 7 - BY 16  
 00:52 WY - WATTS, Ian 44 yd field goal, 4--7 1:56, WY 10 - BY 16  
 3rd 05:20 BY - PAYNE, Mitch 42 yd field goal, 9-48 4:32, WY 10 - BY 19  
 00:30 WY - WATTS, Ian 38 yd field goal, 11-56 4:45, WY 13 - BY 19  
 4th 12:34 BY - ASHWORTH, Luke 12 yd pass from HEAPS, Jake (HEAPS, Jake pass failed), 7-70 2:31, WY 13 - BY 25  
 06:50 WY - MCNEILL, Chris 16 yd pass from CARTA-SAMUELS,A (WATTS, Ian kick), 4-80 1:20, WY 20 - BY 25

	WYO	BYU
FIRST DOWNS.....	13	20
RUSHES-YARDS (NET).....	27-63	51-217
PASSING YDS (NET).....	110	81
Passes Att-Comp-Int.....	29-13-0	18-10-1
TOTAL OFFENSE PLAYS-YARDS....	56-173	69-298
Fumble Returns-Yards.....	0-0	0-0
Punt Returns-Yards.....	1-4	2-12
Kickoff Returns-Yards.....	3-88	6-157
Interception Returns-Yards....	1-55	0-0
Punts (Number-Avg).....	6-31.0	4-40.0
Fumbles-Lost.....	1-0	1-1
Penalties-Yards.....	7-65	8-70
Possession Time.....	26:35	33:25
Third-Down Conversions.....	2 of 12	5 of 13
Fourth-Down Conversions.....	1 of 2	0 of 0
Red-Zone Scores-Chances.....	1-1	3-4
Sacks By: Number-Yards.....	1-11	3-18

**RUSHING:** Wyoming-HERRON, Robert 6-62; CARTA-SAMUELS,A 9-13; CRUM, Dax 2-10; ALEXANDER, A. 9-minus 7; TEAM 1-minus 15. BYU-KARIYA, Bryan 19-88; DI LUIGI, JJ 16-82; QUEZADA, Joshua 14-59; TEAM 1-minus 1; HEAPS, Jake 1-minus 11.

**PASSING:** Wyoming-CARTA-SAMUELS,A 13-26-0-110; CRUM, Dax 0-3-0-0. BYU-HEAPS, Jake 10-18-1-81.

**RECEIVING:** Wyoming-BOLGER, Zach 4-44; STUDNICKA, B. 2-26; LEONARD, David 2-10; MCNEILL, Chris 1-16; BURKHALTER, T. 1-13; ALEXANDER, A. 1-5; HERRON, Robert 1-2; CARLSON, Nick 1-minus 6. BYU-ASHWORTH, Luke 6-57; MATHEWS, Marcus 1-17; HOFFMAN, Cody 1-7; MUEHLMANN, Mike 1-4; DI LUIGI, JJ 1-minus 4.

**INTERCEPTIONS:** Wyoming-LEWIS, Keith 1-55. BYU-None.

**FUMBLES:** Wyoming-TEAM 1-0. BYU-QUEZADA, Joshua 1-1.

**SACKS (UA-A):** Wyoming-BIEZUNS, Josh 1-0. BYU-WAGNER, Jadon 1-0; MANUMALEUNA, Eathyn 1-0; SO'OTO, Vic 1-0.

**TACKLES (UA-A):** Wyoming-GARY, Shamiel 7-6; SCHOBBER, Oliver 4-5; PROSINSKI,Chris 5-3; GIPSON, Tashaun 4-2; PURCELL, Mike 2-4; RUFF, Luke 3-1; MERTENS,Patrick 2-2; HENDRICKS,Brian 2-2; GIPSON, Marcell 3-0; MUHAMMAD,Ghaali 2-1; BIRKENESS, Mat 2-1; LEWIS, Keith 2-0; HALL, Reece 2-0; HERRON, Robert 1-1; DURBIN, Ben 1-1; BIEZUNS, Josh 1-1; TONEY, Alex 1-1; KNAPTON, Gabe 0-2; HARRIS, Devyn 1-0; HUFF,Marqueston 0-1; LAWSON, Eric 0-1; HARTFORD, P. 0-1. BYU-HUNTER, Shane 3-3; OGLETREE, Brandon 5-0; SO'OTO, Vic 3-1; RICH, Andrew 3-1; VAN NOY, Kyle 2-2; JORGENSEN, Austen 3-0; UALE, Travis 3-0; WAGNER, Jadon 1-2; MANUMALEUNA, Eathyn 2-0; LOGAN, Brian 2-0; PUTNAM, Matt 1-1; BRADLEY, Brandon 1-1; FOOTE, David 1-0; EASON, Corby 1-0; ANSAH, Ezekiel 1-0; HESS, Connell 0-1.



# 2010 COUGAR FOOTBALL

## GAME-BY-GAME

### GAME 10 - NOVEMBER 6, 2010

#### BYU VS. UNLV

LAVELL EDWARDS STADIUM - PROVO, UTAH

Score by Quarters 1 2 3 4 Score

UNLV.....0 0 0 7 - 7 Record: (2-6, 0-4 MWC)

BYU.....14 24 14 3 - 55 Record: (3-5, 2-2 MWC)

#### Scoring Summary:

1st 07:53 BY - QUEZADA, Joshua 13 yd run (PAYNE, Mitch kick), 9-49 4:20, LV 0 - BY 7

02:31 BY - KARIYA, Bryan 2 yd run (PAYNE, Mitch kick), 11-86 4:19, LV 0 - BY 14

2nd 12:40 BY - DI LUIGI, JJ 1 yd run (PAYNE, Mitch kick), 8-44 2:43, LV 0 - BY 21

09:27 BY - HOFFMAN, Cody 37 yd pass from HEAPS, Jake (PAYNE, Mitch kick), 2-58 0:26, LV 0 - BY 28

03:01 BY - QUEZADA, Joshua 13 yd run (PAYNE, Mitch kick), 8-76 3:43, LV 0 - BY 35

00:00 BY - PAYNE, Mitch 48 yd field goal, 5-0 0:36, LV 0 - BY 38

3rd 09:51 BY - ASHWORTH, Luke 42 yd pass from HEAPS, Jake (PAYNE, Mitch kick), 3-47 1:00, LV 0 - BY 45

01:26 BY - QUEZADA, Joshua 4 yd run (PAYNE, Mitch kick), 10-68 4:18, LV 0 - BY 52

4th 08:00 BY - PAYNE, Mitch 25 yd field goal, 12-44 6:49, LV 0 - BY 55

00:41 LV - SULLIVAN, M. 24 yd pass from HERRING, Caleb (KOHORST, Nolan kick), 11-70 2:35, LV 7 - BY 55

	LV	BYU
FIRST DOWNS.....	11	29
RUSHES-YARDS (NET).....	28-22	51-216
PASSING YDS (NET).....	122	300
Passes Att-Comp-Int.....	29-11-2	32-20-0
TOTAL OFFENSE PLAYS-YARDS...	57-144	83-516
Fumble Returns-Yards.....	0-0	0-0
Punt Returns-Yards.....	0-0	4-42
Kickoff Returns-Yards.....	5-167	2-50
Interception Returns-Yards....	0-0	2-7
Punts (Number-Avg).....	10-35.7	3-36.3
Fumbles-Lost.....	0-0	1-0
Penalties-Yards.....	6-70	4-30
Possession Time.....	24:32	35:28
Third-Down Conversions.....	3 of 14	11 of 17
Fourth-Down Conversions.....	1 of 1	0 of 1
Red-Zone Scores-Chances.....	0-0	6-6
Sacks By: Number-Yards.....	0-0	5-31

**RUSHING:** UNLV-CORNETT, Tim 13-47; CLAYTON, Omar 3-2; PURVIS, Deante 1-minus 1; TROTTER, C. 2-minus 3; JOHNSON, M. 1-minus 6; HERRING, Caleb 8-minus 17. BYU-DI LUIGI, JJ 19-80; QUEZADA, Joshua 13-65; KARIYA, Bryan 11-46; FOOTE, David 2-15; FOLSOM, Ryan 5-11; TEAM 1-minus 1.

**PASSING:** UNLV-HERRING, Caleb 8-21-1-109; CLAYTON, Omar 3-8-1-13. BYU-HEAPS, Jake 19-31-0-294; LARK, James 1-1-0-6.

**RECEIVING:** UNLV-CORNETT, Tim 3-26; JOHNSON, M. 2-19; SULLIVAN, M. 1-24; DAVIS, Kurt 1-20; PAYNE, Phillip 1-16; MAYS, Trey 1-16; VIDAL, Anthony 1-6; TROTTER, C. 1-minus 5. BYU-ASHWORTH, Luke 5-83; JACOBSON, McKay 4-70; DI LUIGI, JJ 4-44; HOFFMAN, Cody 2-57; KARIYA, Bryan 1-14; HAFOKA, Spencer 1-11; MATHEWS, Marcus 1-9; MAHINA, Devin 1-6; PETERSON, BJ 1-6.

**INTERCEPTIONS:** UNLV-None. BYU-FRAZIER, Jameson 1-7; LOGAN, Brian 1-0.

**FUMBLES:** UNLV-None. BYU-DI LUIGI, JJ 1-0.

**SACKS (UA-A):** UNLV-None. BYU-PUTNAM, Matt 1-0; ROWLEY, Graham 1-0; HESS, Connell 1-0; JORGENSEN, Austen 1-0; EASON, Corby 1-0.

**TACKLES (UA-A):** UNLV-DE GIACOMO, A. 6-3; FUIMAONO, Starr 3-6; TUILOMA, Eric 4-4; RANDLEMAN, C. 7-0; THERRELL, John 2-3; CHANDLER, Will 4-0; BELL, B.J. 4-0; BROOKS, Preston 3-1; PAULO, Ronnie 3-1; GRANT, Mike 3-1; MAKI, Tani 0-4; KLORMAN, Alex 2-1; DUNLAP, James 1-2; AAITUI, Isaako 1-2; CARTER, Nate 1-1; MAREKO, Daniel 1-1; BOBAK, Ian 0-2; CLAUSEN, Mike 1-0; MAYS, Trey 1-0; HASSON, Tim 1-0; COLEMAN, Cedric 1-0; KNUSTON, Tate 1-0; GASTON, Tyler 0-1; HOLLOWAY, Nate 0-1. BYU-HUNTER, Shane 2-3; PUTNAM, Matt 3-1; RICH, Andrew 2-2; JORGENSEN, Aust 3-0; STOUT, Zac 2-1; UALE, Travis 2-1; FRAZIER, Jameso 1-2; RICHARDSON, Jor 2-0; WAGNER, Jadon 2-0; BUCKNER, Robbie 2-0; VAN VALKENBURG, AJ 2-0; OGLETREE, Brand 1-1; FALSLEV, JD 1-1; ROWLEY, Graham 1-1; EASON, Corby 1-0; BRADLEY, Brando 1-0; LEUNG-WAI, Aveni 1-0; HESS, Connell 1-0; LOGAN, Brian 1-0; STEPHENSON, Ril 1-0; STEELE, Tom 1-0; MANUMALEUNA, Ea 0-1; MENDENHALL, Zek 0-1; SO'OTO, Vic 0-1; BRYSON, Thomas 0-1; VAN NOY, Kyle 0-1.

**2010 BYU Cougars**  
**BYU Cougars Overall Team Statistics (as of Nov 07, 2010)**  
**All games**

<b>Team Statistics</b>	<b>BY</b>	<b>OPP</b>
SCORING	183	223
Points Per Game	20.3	24.8
FIRST DOWNS	181	162
Rushing	74	79
Passing	84	74
Penalty	23	9
RUSHING YARDAGE	1359	1542
Yards gained rushing	1552	1818
Yards lost rushing	193	276
Rushing Attempts	343	357
Average Per Rush	4.0	4.3
Average Per Game	151.0	171.3
TDs Rushing	15	13
PASSING YARDAGE	1578	1596
Comp-Att-Int	161-302-8	133-242-5
Average Per Pass	5.2	6.6
Average Per Catch	9.8	12.0
Average Per Game	175.3	177.3
TDs Passing	6	14
TOTAL OFFENSE	2937	3138
Total Plays	645	599
Average Per Play	4.6	5.2
Average Per Game	326.3	348.7
KICK RETURNS: #-Yards	34-793	22-543
PUNT RETURNS: #-Yards	19-169	13-90
INT RETURNS: #-Yards	5-32	8-68
KICK RETURN AVERAGE	23.3	24.7
PUNT RETURN AVERAGE	8.9	6.9
INT RETURN AVERAGE	6.4	8.5
FUMBLES-LOST	13-5	15-4
PENALTIES-Yards	46-345	62-618
Average Per Game	38.3	68.7
PUNTS-Yards	43-1718	47-1887
Average Per Punt	40.0	40.1
Net punt average	34.6	34.4
TIME OF POSSESSION/Game	29:57	30:03
3RD-DOWN Conversions	59/142	56/134
3rd-Down Pct	42%	42%
4TH-DOWN Conversions	5/16	10/16
4th-Down Pct	31%	62%
SACKS BY-Yards	16-95	18-129
MISC YARDS	0	0
TOUCHDOWNS SCORED	21	28
FIELD GOALS-ATTEMPTS	11-14	9-13
ON-SIDE KICKS	0-0	0-0
RED-ZONE SCORES	(27-31) 87%	(22-24) 92%
RED-ZONE TOUCHDOWNS	(18-31) 58%	(17-24) 71%
PAT-ATTEMPTS	(18-19) 95%	(28-28) 100%
ATTENDANCE	309206	180055
Games/Avg Per Game	5/61841	4/45014
Neutral Site Games		0/0

<b>Score by Quarters</b>	<b>1st</b>	<b>2nd</b>	<b>3rd</b>	<b>4th</b>	<b>oT</b>	<b>Total</b>
BYU Cougars	70	48	40	25	0	183
Opponents	44	89	38	52	0	223



**2010 BYU Cougars**  
**BYU Cougars Overall Individual Statistics (as of Nov 07, 2010)**  
**All games**

<b>Rushing</b>	<b>gp-gs</b>	<b>att</b>	<b>gain</b>	<b>loss</b>	<b>net</b>	<b>avg</b>	<b>td</b>	<b>lg</b>	<b>avg/g</b>
DI LUIGI, JJ	9-8	131	708	27	681	5.2	6	46	75.7
KARIYA, Bryan	9-6	94	372	10	362	3.9	5	15	40.2
QUEZADA, Joshua	9-0	50	229	5	224	4.5	3	17	24.9
NELSON, Riley	3-3	31	163	15	148	4.8	1	24	49.3
FOOTE, David	8-0	2	15	0	15	7.5	0	8	1.9
FOLSOM, Ryan	5-0	5	11	0	11	2.2	0	4	2.2
CHAMBERS, O'Nei	5-4	1	8	0	8	8.0	0	8	1.6
HAGUE, Mike	9-0	1	3	0	3	3.0	0	3	0.3
TEAM	5-0	5	0	6	-6	-1.2	0	0	-1.2
HEAPS, Jake	9-6	23	43	130	-87	-3.8	0	13	-9.7
Total	9	343	1552	193	1359	4.0	15	46	151.0
Opponents	9	357	1818	276	1542	4.3	13	83	171.3

<b>Passing</b>	<b>gp-gs</b>	<b>effic</b>	<b>comp-att-int</b>	<b>pct</b>	<b>yds</b>	<b>td</b>	<b>lg</b>	<b>avg/g</b>
HEAPS, Jake	9-6	96.80	139-260-7	53.5	1351	4	42	150.1
NELSON, Riley	3-3	104.55	20-40-1	50.0	205	2	48	68.3
LARK, James	1-0	150.40	1-1-0	100.0	6	0	6	6.0
MARSHALL, Matt	9-0	234.40	1-1-0	100.0	16	0	16	1.8
Total	9	98.46	161-302-8	53.3	1578	6	48	175.3
Opponents	9	125.32	133-242-5	55.0	1596	14	79	177.3

<b>Receiving</b>	<b>gp-gs</b>	<b>no.</b>	<b>yds</b>	<b>avg</b>	<b>td</b>	<b>lg</b>	<b>avg/g</b>
DI LUIGI, JJ	9-8	37	362	9.8	1	48	40.2
JACOBSON, McKay	9-7	25	271	10.8	0	36	30.1
HOFFMAN, Cody	9-6	23	255	11.1	2	37	28.3
ASHWORTH, Luke	9-2	22	193	8.8	2	42	21.4
KARIYA, Bryan	9-6	15	83	5.5	0	14	9.2
MATHEWS, Marcus	8-0	8	136	17.0	0	32	17.0
CHAMBERS, O'Nei	5-4	5	48	9.6	0	15	9.6
QUEZADA, Joshua	9-0	5	29	5.8	1	9	3.2
MUEHLMANN, Mike	9-3	4	48	12.0	0	16	5.3
MAHINA, Devin	8-4	4	37	9.2	0	21	4.6
HAGUE, Mike	9-0	4	37	9.2	0	13	4.1
WILSON, Richard	8-1	3	45	15.0	0	25	5.6
HAFOKA, Spencer	6-0	2	19	9.5	0	11	3.2
PETERSON, BJ	9-0	2	11	5.5	0	6	1.2
MENDENHALL, Zed	8-3	1	2	2.0	0	2	0.2
HOLT, Austin	8-1	1	2	2.0	0	2	0.2
Total	9	161	1578	9.8	6	48	175.3
Opponents	9	133	1596	12.0	14	79	177.3

<b>Punt Returns</b>	<b>no.</b>	<b>yds</b>	<b>avg</b>	<b>td</b>	<b>lg</b>
FALSLEV, JD	10	88	8.8	0	23
CHAMBERS, O'Nei	5	45	9.0	0	20
JACOBSON, McKay	4	36	9.0	0	13
Total	19	169	8.9	0	23
Opponents	13	90	6.9	0	17

<b>Interceptions</b>	<b>no.</b>	<b>yds</b>	<b>avg</b>	<b>td</b>	<b>lg</b>
HUNTER, Shane	1	0	0.0	0	0
FRAZIER, Jameso	1	7	7.0	0	7
LOGAN, Brian	1	0	0.0	0	0
OGLETREE, Brand	1	11	11.0	0	11
SO'OTO, Vic	1	14	14.0	0	14
Total	5	32	6.4	0	14
Opponents	8	68	8.5	1	55

<b>Kick Returns</b>	<b>no.</b>	<b>yds</b>	<b>avg</b>	<b>td</b>	<b>lg</b>
CHAMBERS, O'Nei	15	316	21.1	0	33
FALSLEV, JD	5	117	23.4	0	34
HOFFMAN, Cody	5	185	37.0	0	50
JACOBSON, McKay	5	110	22.0	0	39
DI LUIGI, JJ	2	54	27.0	0	35
MUEHLMANN, Mike	1	11	11.0	0	11
ASHWORTH, Luke	1	0	0.0	0	0
Total	34	793	23.3	0	50
Opponents	22	543	24.7	0	67

<b>Fumble Returns</b>	<b>no.</b>	<b>yds</b>	<b>avg</b>	<b>td</b>	<b>lg</b>
Total	0	0	0.0	0	0
Opponents	0	0	0.0	0	0

**2010 BYU Cougars**  
**BYU Cougars Overall Individual Statistics (as of Nov 07, 2010)**  
**All games**

Scoring	td	fg	PAT				dxp	saf	pts
			kick	rush	rcv	pass			
PAYNE, Mitch	-	11-14	18-19	-	-	-	-	-	51
DI LUIGI, JJ	7	-	-	-	-	-	-	-	42
KARIYA, Bryan	5	-	-	-	-	-	-	-	30
QUEZADA, Joshua	4	-	-	-	-	-	-	-	24
ASHWORTH, Luke	2	-	-	-	-	-	-	-	12
HOFFMAN, Cody	2	-	-	-	-	-	-	-	12
NELSON, Riley	1	-	-	1-1	-	-	-	-	8
TEAM	-	-	-	-	-	-	2	-	4
HEAPS, Jake	-	-	-	-	-	0-1	-	-	0
Total	21	11-14	18-19	1-1	-	0-1	-	2	183
Opponents	28	9-13	28-28	-	-	-	-	-	223

Total Offense	g	plays	rush	pass	total	avg/g
HEAPS, Jake	9	283	-87	1351	1264	140.4
DI LUIGI, JJ	9	131	681	0	681	75.7
KARIYA, Bryan	9	94	362	0	362	40.2
NELSON, Riley	3	71	148	205	353	117.7
QUEZADA, Joshua	9	50	224	0	224	24.9
MARSHALL, Matt	9	1	0	16	16	1.8
FOOTE, David	8	2	15	0	15	1.9
FOLSOM, Ryan	5	5	11	0	11	2.2
CHAMBERS, O'Nei	5	1	8	0	8	1.6
LARK, James	1	1	0	6	6	6.0
HAGUE, Mike	9	1	3	0	3	0.3
TEAM	5	5	-6	0	-6	-1.2
Total	9	645	1359	1578	2937	326.3
Opponents	9	599	1542	1596	3138	348.7

Field Goals	fg	pct.	01-19	20-29	30-39	40-49	50-99	lg	blk
PAYNE, Mitch	11-14	78.6	0-0	9-10	0-0	2-4	0-0	48	1

FG Sequence	BYU Cougars	Opponents
Washington	40,(22),(29)	(54)
Air Force	-	48
Florida State	(28)	(26),(47),34
Nevada	(27),(29)	(38),(29)
Utah State	(23),48	(34),42
San Diego State	(29)	43
TCU	(27)	(20)
Wyoming	(42),28	(44),(38)
UNLV	(48),(25)	-

Punting	no.	yds	avg	lg	tb	fc	i20	50+	blk
STEPHENSON, Ril	42	1716	40.9	59	7	5	12	13	0
FALSLEV, JD	1	2	2.0	2	0	0	0	0	0
Total	43	1718	40.0	59	7	5	12	13	0
Opponents	47	1887	40.1	64	5	9	12	11	0

Kickoffs	no.	yds	avg	tb	ob	retn	net	ydln
STEPHENSON, Ril	38	2556	67.3	16	1			
PAYNE, Mitch	2	58	29.0	0	1			
Total	40	2614	65.3	16	2	24.7	43.8	26
Opponents	46	2944	64.0	11	1	23.3	42.0	28

Numbers in (parentheses) indicate field goal was made.

**2010 BYU Cougars**  
**BYU Cougars Overall Individual Statistics (as of Nov 07, 2010)**  
**All games**

<u>All Purpose</u>	<u>g</u>	<u>rush</u>	<u>rcv</u>	<u>pr</u>	<u>kr</u>	<u>ir</u>	<u>total</u>	<u>avg/g</u>
DI LUIGI, JJ	9	681	362	0	54	0	1097	121.9
KARIYA, Bryan	9	362	83	0	0	0	445	49.4
HOFFMAN, Cod	9	0	255	0	185	0	440	48.9
JACOBSON, Mc	9	0	271	36	110	0	417	46.3
CHAMBERS, O'	5	8	48	45	316	0	417	83.4
QUEZADA, Josh	9	224	29	0	0	0	253	28.1
FALSLEV, JD	9	0	0	88	117	0	205	22.8
ASHWORTH, Lu	9	0	193	0	0	0	193	21.4
NELSON, Riley	3	148	0	0	0	0	148	49.3
MATHEWS, Mar	8	0	136	0	0	0	136	17.0
MUEHLMANN,	9	0	48	0	11	0	59	6.6
WILSON, Richar	8	0	45	0	0	0	45	5.6
HAGUE, Mike	9	3	37	0	0	0	40	4.4
MAHINA, Devin	8	0	37	0	0	0	37	4.6
HAFOKA, Spenc	6	0	19	0	0	0	19	3.2
FOOTE, David	8	15	0	0	0	0	15	1.9
SO'OTO, Vic	9	0	0	0	0	14	14	1.6
PETERSON, BJ	9	0	11	0	0	0	11	1.2
OGLETREE, Bra	7	0	0	0	0	11	11	1.6
FOLSOM, Ryan	5	11	0	0	0	0	11	2.2
FRAZIER, Jame	6	0	0	0	0	7	7	1.2
MENDENHALL,	8	0	2	0	0	0	2	0.2
HOLT, Austin	8	0	2	0	0	0	2	0.2
TEAM	5	-6	0	0	0	0	-6	-1.2
HEAPS, Jake	9	-87	0	0	0	0	-87	-9.7
Total	9	1359	1578	169	793	32	3931	436.8
Opponents	9	1542	1596	90	543	68	3839	426.6

**2010 BYU Cougars**  
**BYU Cougars Overall Defensive Statistics (as of Nov 07, 2010)**  
**All games**

##	Defensive Leaders	gp-gs	Tackles				tfl/yds	Sacks no-yds	Pass defense			Fumbles		blkd	
			ua	a	tot				int-yds	brup	qbh	rcv-yds	ff	kick	saf
22	RICH, Andrew	9-9	48	32	80	4.5-17	.	.	5	.	1-0	2	.	.	
51	HUNTER, Shane	9-9	28	33	61	3.0-7	.	1-0	5	.	1-0	.	.	.	
1	PENDLETON, Jord	6-5	17	21	38	3.5-16	2.0-12	.	1	1	.	1	.	.	
7	LOGAN, Brian	9-8	28	8	36	1.0-4	.	1-0	5	.	.	.	.	.	
34	JORGENSEN, Aust	9-3	19	16	35	1.0-2	1.0-2	.	.	.	.	.	.	.	
37	SO'OTO, Vic	9-9	14	19	33	8.0-32	3.0-14	1-14	1	6	.	1	.	.	
5	BRADLEY, Brando	9-9	20	11	31	2.0-9	.	.	3	1	.	.	.	.	
44	OGLETREE, Brand	7-4	15	13	28	2.5-6	.	1-11	3	1	1-0	.	.	.	
23	UALE, Travis	8-5	17	11	28	.	.	.	.	.	.	.	.	.	
49	WAGNER, Jadon	8-5	13	11	24	4.5-22	1.0-5	.	1	.	.	.	.	.	
41	PUTNAM, Matt	9-5	11	10	21	3.0-3	1.0-1	.	2	1	.	.	.	.	
45	VAN NOY, Kyle	9-2	13	7	20	4.0-22	1.0-9	.	.	.	.	2	.	.	
55	MANUMALEUNA, Ea	9-5	6	13	19	3.0-19	2.5-15	.	1	.	.	.	.	.	
48	FRAZIER, Jameso	6-6	10	8	18	2.0-7	.	1-7	.	2	.	.	.	.	
47	STOUT, Zac	8-0	9	8	17	2.0-7	.	.	.	.	.	.	.	.	
94	RICHARDSON, Jor	9-4	9	8	17	.	.	.	.	2	.	.	.	.	
98	FUGA, Romney	4-4	6	9	15	0.5-2	0.5-2	.	.	.	.	.	.	.	
25	EASON, Corby	9-1	14	.	14	3.0-23	2.0-18	.	3	.	.	1	.	.	
24	THOMAS, Steven	3-3	7	3	10	0.5-2	.	.	1	.	.	.	.	.	
31	LEUNG-WAI, Aven	7-2	4	4	8	.	.	.	.	.	.	.	.	.	
15	MEES, Carter	7-0	5	2	7	.	.	.	.	.	.	.	.	.	
30	MENDENHALL, Zek	9-1	4	3	7	.	.	.	.	.	.	1	.	.	
27	FOOTE, David	8-0	5	1	6	.	.	.	.	.	.	.	.	.	
1H	GALEA'I, Jay	9-0	4	.	4	.	.	.	.	.	1-0	.	.	.	
79	BRYSON, Thomas	8-0	2	1	3	.	.	.	1	1	.	.	.	.	
92	ROWLEY, Graham	4-0	1	1	2	1.0-6	1.0-6	.	.	1	.	.	.	.	
26	BUCKNER, Robbie	2-0	2	.	2	.	.	.	.	.	.	.	.	.	
32	HAGUE, Mike	9-0	1	1	2	.	.	.	.	.	.	.	.	.	
56	HESS, Connell	2-0	1	1	2	1.0-11	1.0-11	.	.	.	.	.	.	.	
19	MARSHALL, Matt	9-0	1	1	2	.	.	.	.	.	.	.	.	.	
2	HOFFMAN, Cody	9-6	2	.	2	.	.	.	.	.	.	.	.	.	
16	FALSLEV, JD	9-0	1	1	2	.	.	.	.	.	.	.	.	.	
42	VAN VALKENBURG,	2-0	2	.	2	.	.	.	.	.	.	.	.	.	
52	STEELE, Tom	5-0	2	.	2	.	.	.	.	.	.	.	.	.	
75	BROWN, Braden	9-9	1	.	1	.	.	.	.	.	.	.	.	.	
74	ANSAH, Ezekiel	2-0	1	.	1	.	.	.	1	.	.	.	.	.	
93	VEA, Simote	2-0	.	1	1	.	.	.	.	.	.	.	.	.	
73	SPEREDON, Jason	9-9	1	.	1	.	.	.	.	.	.	.	.	.	
29	ASHWORTH, Luke	9-2	1	.	1	.	.	.	.	.	.	.	.	.	
99	STEPHENSON, Ril	9-0	1	.	1	.	.	.	.	.	.	.	.	.	
10	DI LUIGI, JJ	9-8	1	.	1	.	.	.	.	.	.	.	.	.	
TM	TEAM	5-0	.	.	.	.	.	.	.	.	.	.	.	2	
Total		9	347	258	605	50-217	16-95	5-32	33	16	4-0	8	.	2	
Opponents		9	399	234	633	44-181	18-129	8-68	38	5	5-0	11	2	.	

**2010 BYU Cougars**  
**BYU Cougars Combined Team Statistics (as of Nov 07, 2010)**  
**All games**

Date	Opponent	Score	Att.	Record:	Overall	Home	Away	Neutral
Sep 04, 2010	WASHINGTON	W 23-17	63771	All games	4-5	4-1	0-4	0-0
* Sep 11, 2010	at Air Force	L 14-35	46692	Conference	3-2	3-0	0-2	0-0
Sep 18, 2010	at Florida State	L 10-34	68795	Non-Conference	1-3	1-1	0-2	0-0
Sep 25, 2010	NEVADA	L 13-27	61471					
Oct 01, 2010	at Utah State	L 16-31	24152					
* Oct 09, 2010	SAN DIEGO STATE	W 24-21	62176					
* Oct 16, 2010	at #4 TCU	L 3-31	40416					
* Oct 23, 2010	WYOMING	W 25-20	60505					
* Nov 06, 2010	UNLV	W 55-7	61283					

Rushing	gp-gs	att	gain	loss	net	avg	td	lg	avg/g
DI LUIGI, JJ	9-8	131	708	27	681	5.2	6	46	75.7
KARIYA, Bryan	9-6	94	372	10	362	3.9	5	15	40.2
QUEZADA, Joshua	9-0	50	229	5	224	4.5	3	17	24.9
NELSON, Riley	3-3	31	163	15	148	4.8	1	24	49.3
FOOTE, David	8-0	2	15	0	15	7.5	0	8	1.9
FOLSOM, Ryan	5-0	5	11	0	11	2.2	0	4	2.2
CHAMBERS, O'Nei	5-4	1	8	0	8	8.0	0	8	1.6
HAGUE, Mike	9-0	1	3	0	3	3.0	0	3	0.3
TEAM	5-0	5	0	6	-6	-1.2	0	0	-1.2
HEAPS, Jake	9-6	23	43	130	-87	-3.8	0	13	-9.7
Total	9	343	1552	193	1359	4.0	15	46	151.0
Opponents	9	357	1818	276	1542	4.3	13	83	171.3

Passing	gp-gs	effic	comp-att-int	pct	yds	td	lg	avg/g
HEAPS, Jake	9-6	96.80	139-260-7	53.5	1351	4	42	150.1
NELSON, Riley	3-3	104.55	20-40-1	50.0	205	2	48	68.3
LARK, James	1-0	150.40	1-1-0	100.0	6	0	6	6.0
MARSHALL, Matt	9-0	234.40	1-1-0	100.0	16	0	16	1.8
Total	9	98.46	161-302-8	53.3	1578	6	48	175.3
Opponents	9	125.32	133-242-5	55.0	1596	14	79	177.3

Receiving	gp-gs	no.	yds	avg	td	lg	avg/g
DI LUIGI, JJ	9-8	37	362	9.8	1	48	40.2
JACOBSON, McKay	9-7	25	271	10.8	0	36	30.1
HOFFMAN, Cody	9-6	23	255	11.1	2	37	28.3
ASHWORTH, Luke	9-2	22	193	8.8	2	42	21.4
KARIYA, Bryan	9-6	15	83	5.5	0	14	9.2
MATHEWS, Marcus	8-0	8	136	17.0	0	32	17.0
CHAMBERS, O'Nei	5-4	5	48	9.6	0	15	9.6
QUEZADA, Joshua	9-0	5	29	5.8	1	9	3.2
MUEHLMANN, Mike	9-3	4	48	12.0	0	16	5.3
MAHINA, Devin	8-4	4	37	9.2	0	21	4.6
HAGUE, Mike	9-0	4	37	9.2	0	13	4.1
WILSON, Richard	8-1	3	45	15.0	0	25	5.6
HAFOKA, Spencer	6-0	2	19	9.5	0	11	3.2
PETERSON, BJ	9-0	2	11	5.5	0	6	1.2
MENDENHALL, Zed	8-3	1	2	2.0	0	2	0.2
HOLT, Austin	8-1	1	2	2.0	0	2	0.2
Total	9	161	1578	9.8	6	48	175.3
Opponents	9	133	1596	12.0	14	79	177.3

Field Goals	fg	pct.	01-19	20-29	30-39	40-49	50-99	lg	blk
PAYNE, Mitch	11-14	78.6	0-0	9-10	0-0	2-4	0-0	48	1

Scoring	td	fg	PAT				dpx	saf	pts
			kick	rush	rcv	pass			
PAYNE, Mitch	-	11-14	18-19	-	-	-	-	51	
DI LUIGI, JJ	7	-	-	-	-	-	-	42	
KARIYA, Bryan	5	-	-	-	-	-	-	30	
QUEZADA, Joshua	4	-	-	-	-	-	-	24	
HOFFMAN, Cody	2	-	-	-	-	-	-	12	
ASHWORTH, Luke	2	-	-	-	-	-	-	12	
NELSON, Riley	1	-	-	1-1	-	-	-	8	
TEAM	-	-	-	-	-	-	2	4	
HEAPS, Jake	-	-	-	-	0-1	-	-	0	
Total	21	11-14	18-19	1-1	0-1	-	2	183	
Opponents	28	9-13	28-28	-	-	-	-	223	

Score by Quarters	1st	2nd	3rd	4th	OT	Total
BYU Cougars	70	48	40	25	0	183
Opponents	44	89	38	52	0	223

#	Defensive Leaders	gp-gs	Tackles			tfl/yds	Sacks no-yds	Pass defense		qbh	Fumbles		blkd kick	saf
			ua	a	tot			int-yds	brup		rcv-yds	ff		
22	RICH, Andrew	9-9	48	32	80	4.5-17	.	.	5	.	1-0	2	.	
51	HUNTER, Shane	9-9	28	33	61	3.0-7	.	1-0	5	.	1-0	.	.	
1	PENDLETON, Jord	6-5	17	21	38	3.5-16	2.0-12	.	1	1	.	.	.	
7	LOGAN, Brian	9-8	28	8	36	1.0-4	.	1-0	5	.	.	.	.	
	Total	9	347	258	605	50-217	16-95	5-32	33	16	4-0	8	2	
	Opponents	9	399	234	633	44-181	18-129	8-68	38	5	5-0	11	.	

Team Statistics	BY	OPP
FIRST DOWNS	181	162
Rushing	74	79
Passing	84	74
Penalty	23	9
RUSHING YARDAGE	1359	1542
Rushing Attempts	343	357
Average Per Rush	4.0	4.3
Average Per Game	151.0	171.3
TDs Rushing	15	13
PASSING YARDAGE	1578	1596
Comp-Att-Int	161-302-8	133-242-5
Average Per Pass	5.2	6.6
Average Per Catch	9.8	12.0
Average Per Game	175.3	177.3
TDs Passing	6	14
TOTAL OFFENSE	2937	3138
Average Per Play	4.6	5.2
Average Per Game	326.3	348.7
KICK RETURNS: #-Yards	34-793	22-543
PUNT RETURNS: #-Yards	19-169	13-90
INT RETURNS: #-Yards	5-32	8-68
FUMBLES-LOST	13-5	15-4
PENALTIES-Yards	46-345	62-618
PUNTS-AVG	43-40.0	47-40.1
TIME OF POSSESSION/Game	29:57	30:03
3RD-DOWN Conversions	59/142	56/134
4TH-DOWN Conversions	5/16	10/16

Interceptions	no.	yds	avg	td	lg
OGLETREE, Brand	1	11	11.0	0	11
LOGAN, Brian	1	0	0.0	0	0
SO'OTO, Vic	1	14	14.0	0	14
HUNTER, Shane	1	0	0.0	0	0
FRAZIER, Jameso	1	7	7.0	0	7

Punting	no.	yds	avg	lg	tb	fc	i20	50+	blk
STEPHENSON, Ril	42	1716	40.9	59	7	5	12	13	0
FALSLEV, JD	1	2	2.0	2	0	0	0	0	0

Punt Returns	no.	yds	avg	td	lg
FALSLEV, JD	10	88	8.8	0	23
CHAMBERS, O'Nei	5	45	9.0	0	20
JACOBSON, McKay	4	36	9.0	0	13
Total	19	169	8.9	0	23
Opponents	13	90	6.9	0	17

Kick Returns	no.	yds	avg	td	lg
CHAMBERS, O'Nei	15	316	21.1	0	33
JACOBSON, McKay	5	110	22.0	0	39
HOFFMAN, Cody	5	185	37.0	0	50
FALSLEV, JD	5	117	23.4	0	34
DI LUIGI, JJ	2	54	27.0	0	35
ASHWORTH, Luke	1	0	0.0	0	0
MUEHLMANN, Mike	1	11	11.0	0	11
Total	34	793	23.3	0	50
Opponents	22	543	24.7	0	67

All Purpose	g	rush	rcv	pr	kr	ir	total	avg/g
DI LUIGI, JJ	9	681	362	0	54	0	1097	121.9
KARIYA, Bryan	9	362	83	0	0	0	445	49.4
HOFFMAN, Cod	9	0	255	0	185	0	440	48.9
JACOBSON, Mc	9	0	271	36	110	0	417	46.3
Total	9	1359	1578	169	793	32	3931	436.8
Opponents	9	1542	1596	90	543	68	3839	426.6

Total Offense	g	plays	rush	pass	total	avg/g
HEAPS, Jake	9	283	-87	1351	1264	140.4
DI LUIGI, JJ	9	131	681	0	681	75.7
KARIYA, Bryan	9	94	362	0	362	40.2
NELSON, Riley	3	71	148	205	353	117.7
Total	9	645	1359	1578	2937	326.3
Opponents	9	599	1542	1596	3138	348.7