



BRIGHAM YOUNG UNIVERSITY 2010 COUGAR FOOTBALL

BYU Athletic Communications • 30 SFH • Provo, UT • (801) 422-8948 • Fax: (801) 422-0633 • www.byucougars.com
Football SID • Brett Pyne • brett_pyne@byu.edu • (801) 367-1631 • Asst. Football SID • Jordan Christiansen • softball_sid@byu.edu • (801) 717-5217

2010 SCHEDULE

DATE	OPPONENT	TIME/RESULT
Sept. 4	WASHINGTON	W, 23-17
Sept. 11	at Air Force	L, 35-14
Sept. 18	at Florida State	L, 34-10
Sept. 25	NEVADA	L, 27-13
Oct. 1	at Utah State	6 p.m. MT (ESPN)
Oct. 9	SAN DIEGO STATE	4 p.m. MT (The Mtn.)
Oct. 16	at TCU	3 p.m. CT (VERSUS)
Oct. 23	WYOMING	12 p.m. MT (The Mtn.)
Nov. 6	UNLV	12 p.m. MT (The Mtn.)
Nov. 13	at Colorado State	12 p.m. MT (The Mtn.)
Nov. 20	NEW MEXICO	4 p.m. MT (The Mtn.)
Nov. 27	at Utah	1:30 p.m. MT (The Mtn./CBS-C)

2010 QUICK FACTS

Location: Provo, Utah
 Founded: Oct. 15, 1875
 Elevation: 4,553 feet
 Enrollment: 33,278
 Nickname: Cougars
 Mascot: Cosmo
 Colors: Dark Blue and White
 Stadium (capacity): LaVell Edwards Stadium (63,725)
 Surface: Natural Grass
 Conference: Mountain West Conference
 President: Dr. Cecil O. Samuelson
 Athletics Director: Tom Holmoe
 Head Coach: Bronco Mendenhall (Oregon State, '88)
 Seasons: 6
 Career Record: 50-18 (.746)
 Seasons at BYU: 6
 Record at BYU: 50-18 (.746)
 2009 Overall Record: 11-2
 MWC Record: 7-1
 Final Conference Finish: 2nd
 First Year of Football: 1922
 All-time Record: 506-377-26 (.572)
 All-time Home Record: 274-129-6 (.679)
 All-time Road Record: 210-228-19 (.481)
 All-time Neutral Record: 23-20-1 (.534)
 All-time MWC Record: 59-24 (.711)
 All-time MWC Home Record: 29-12 (.707)
 All-time MWC Road Record: 30-12 (.714)
 Stadium Record: 201-64 (.761)
 Stadium Record (since 1982 expansion): 132-42 (.763)
 Stadium Record (since renaming in 2000): 41-16 (.732)
 Conference Championships: 23
 Bowl Game Appearances: 28
 Last Bowl Appearance: 2009, Las Vegas Bowl
 Letterwinners Returning/Lost: 45/29
 Offensive Letterwinners Returning/Lost: 20/13
 Defensive Letterwinners Returning/Lost: 23/15
 Starters Returning/Lost: 12/12
 Offensive Starters Returning/Lost: 6/5
 Defensive Starters Returning/Lost: 6/7



Tradition Spirit Honor



BYU VS. UTAH STATE



Romney Stadium (25,513)
Logan, Utah
Oct. 1, 2010
6:00 p.m. MT ESPN

GAME INFORMATION

KICKOFF: 6 p.m. (MT)
 SITE: Romney Stadium (25,513)--Logan, Utah
 TELEVISION: ESPN
 (Joe Tessitore and Rod Gilmore)
 RADIO: KSL-Radio; 1160 AM and 102.7 FM
 (Greg Wrubell, Marc Lyons and Scott Johnson)
 LIVE STATS: www.BYUCougars.com
 THE SERIES: BYU leads, 43-33-3
 LAST MEETING: BYU won, 35-17 (Oct. 2, 2009)



ON THE TUBE

Saturday's game will be broadcast live to a national television audience on ESPN. Joe Tessitore will provide play-by-play coverage with Rod Gilmore lending analysis.

WHAT TO WATCH FOR

- BYU is looking to earn its 11th-straight win over Utah State. The longest win streak in the series is currently at 10 wins set by BYU from 1983-92 and 1994-present. Utah State has not defeated BYU since a 58-56 win in Logan in 1993. The Aggies last win over the Cougars before that was in 1982.

- The Cougars are looking to go 4-0 against Utah State since Bronco Mendenhall took over as BYU head coach.

- BYU has not scored fewer than 30 points against Utah State since a 20-17 loss to the Aggies in 1982.

- BYU has not lost four-straight games in one season since a four-game streak in the middle of the 1993 season. BYU dropped games to UCLA, Notre Dame, Fresno State and...a 58-56 loss at Utah State during that span.

- BYU quarterback Jake Heaps will start the second game of his career, becoming just the third freshman to start more than one game for the Cougars in his first season.

- Senior safety Andrew Rich enters the game as one of the best defenders in the country, coming in at 11th in the nation in tackles and 2nd in the nation in solo tackles per game. He has had two 14-tackle games so far this year.



2010 COUGAR FOOTBALL

OPPONENT NOTES

2010 AGGIE SCHEDULE

Date	Opponent	Result
9/4	at No. 7 Oklahoma	L, 24-31
9/11	Idaho State	W, 38-17
9/18	Fresno State	L, 24-41
9/25	at San Diego State	L, 7-41
10/1	BYU	
10/9	at Louisiana Tech	
10/23	Hawaii	
10/30	at Nevada	
11/6	New Mexico State	
11/13	at San Jose State	
11/20	Idaho	
12/4	at Boise State	

BYU VS. UTAH STATE SERIES RECORD

Year	Result	BYU	Utah State
10-7-22	3-42, L	10-30-65	21-34, L
11-12-23	0-40, L	10-8-66	27-7, W
11-7-24	9-13, L	11-4-67	9-30, L
10-24-25	0-10, L	11-9-68	8-34, L
10-15-26	0-0, T	11-15-69	21-3, W
10-29-27	0-22, L	10-24-70	27-20, W
10-27-28	0-10, L	10-9-71	7-29, L
10-18-29	7-6, W	9-23-72	19-42, L
11-1-30	39-14, W	10-6-73	7-13, L
11-7-31	6-0, W	9-21-74	6-9, L
11-19-32	18-6, W	11-8-75	24-7, W
11-18-33	0-14, L	10-23-76	45-14, W
11-3-34	0-15, L	9-24-77	65-6, W
11-16-35	0-27, L	11-7-78	7-24, L
10-17-36	0-13, L	10-13-79	48-24, W
11-13-37	54-0, W	10-18-80	70-46, W
11-9-38	0-3, L	10-2-81	32-26, W
11-11-39	0-0, T	10-30-82	17-20, L
11-2-40	12-7, W	10-29-83	38-34, W
11-1-41	28-0, W	11-24-84	38-13, W
10-31-42	6-9, L	11-9-85	44-0, W
11-9-46	0-0, T	9-6-86	52-0, W
10-25-47	27-12, W	10-2-87	45-24, W
10-23-48	7-20, L	9-30-88	38-3, W
11-5-49	3-22, L	9-30-89	37-10, W
11-4-50	34-13, W	11-24-90	45-10, W
11-10-51	28-27, W	10-4-91	38-10, W
11-15-52	26-27, L	10-2-92	30-9, W
10-16-53	7-14, L	10-30-93	56-58, L
10-30-54	13-45, L	9-30-94	34-6, W
11-5-55	21-47, L	10-4-96	45-17, W
11-27-56	7-33, L	10-3-97	42-35, W
11-2-57	14-0, W	10-1-99	34-31, W
11-1-58	13-6, W	10-6-00	38-14, W
10-31-59	18-0, W	10-5-01	54-34, W
11-29-60	0-34, L	10-4-02	35-34, W
11-4-61	8-31, L	9-23-06	38-0, W
11-27-62	21-27, L	10-3-08	34-14, W
11-2-63	0-26, L	10-2-09	35-17, W
10-31-64	28-14, W		

Series: 43-33-3

BYU VS. UTAH STATE SUPERLATIVES

BYU Record in Provo: 29-15-1
BYU Record at Utah State: 14-18-2
BYU Record at Neutral Sites: 0-0
BYU Record Under Mendenhall: 3-0
BYU Record in Overtime Games: 0-0
Longest BYU Win Streak: 10, twice (1983-92, 1994-present)
Longest Utah State Win Streak: 5 (1952-56)
Largest BYU Margin of Victory: 59, 65-6 in 1977
Largest Utah State Margin of Victory: 40, 40-0 in 1923
Most Points Scored by BYU: 70 in 1980
Most Points Scored by Utah State: 58 in 1993



THE BYU-UTAH STATE SERIES

BYU vs. Utah State is one of the oldest matchups in college football, stretching all the way back to 1922. The two teams met each other every year from 1922-97 (excepting the war years) and seven of the last 12 years. The Cougars are on a 10-game win streak over the Aggies and claim an average margin of victory of 25.3 points over Utah State since Bronco Mendenhall became BYU's head coach. Last season, current wide receiver Luke Ashworth caught his first-career touchdown and had a career high of 91 yards receiving against the Aggies. In 2008, Austin Collie caught eight passes for 132 yards while Fui Vakapuna scored three touchdowns in a 38-0 shutout the year before.

LAST TIME: BYU 35, UTAH STATE 17 (2009)

PROVO, Utah (Oct. 2, 2009) – No. 20 BYU kept its win streak alive against Utah State, beating the Aggies for the 10th time in a row, 35-17, on Friday in front of a sold-out LaVell Edwards Stadium crowd of 64,103 in the team's last nonconference game of the season.

With the win, the Cougars improve to 4-1 on the year and maintain the Old Wagon Wheel—which is held by the winner of the in-state BYU-Utah State rivalry.

Quarterback Max Hall completed 16-of-23 passes for 218 yards, three touchdowns and two interceptions. BYU's 431 yards of total offense were split fairly evenly between the passing and running games, with the Cougar ground game adding 213 yards.

Harvey Unga recorded his second-straight game of over 100 yards rushing, totaling 118 yards on 21 carries, a 5.1 yards-per-carry average. The junior's six total touchdowns on the year lead the team.

Junior wide receiver Luke Ashworth, who recorded his first start of the 2009 season, led all BYU receivers with a career-high 90 yards receiving on five catches and picked up his first career touchdown early in the second quarter.

UTAH STATE LAST TIME: SDSU 41, UTAH STATE 7

SAN DIEGO - San Diego State scored 21 first-quarter points and Utah State couldn't recover, as the Aggies lost to the Aztecs, 41-7, Saturday night at Qualcomm Stadium.

SDSU amassed 504 yards of total offense, including 308 yards in the first half, as the Aztecs opened a 28-0 lead at intermission.

USU totaled 245 yards, with 115 rushing and 130 passing, as senior QB Diondre Borel was 14-of-31 for 130 yards. Senior RB Derrvin Speight had 11 carries for 51 yards and scored the Aggies' lone TD of the night with a 7-yard scamper in the third quarter after USU recovered a muffed punt return. Sophomore WR Dontel Watkins had five receptions for 51 yards.

Defensively, junior LB Bobby Wagner notched a game-high 12 tackles, his third-straight game with double-digit stops. Junior DE Levi Koskan added five stops, including two tackles for loss.

BYU & UTAH STATE 2010 STATISTICS

	BYU	USU
Points per Game	15.0	23.2
First Downs	76	79
Rushing Yardage per Game	133.5	168.8
Passing Yardage per Game	173.5	211.0
Total Offense per Game	307.0	379.8
Kick Return Average	23.3	23.9
Punt Return Average	9.4	8.2
Fumbles-Lost	10-3	8-3
Average Penalty Yardage per Game	38.8	61.2
Time of Possession per Game	26:13	28:47
Third-down Conversion Percentage	33%	40%
Fourth-down Conversion Percentage	40%	60%



2010 COUGAR FOOTBALL TEAM NOTES

WEEKLY NATIONAL RANKINGS (SEPT. 26)

AP TOP 25

1. Alabama 4-0
2. Ohio State 4-0
3. Boise State 3-0
4. Oregon 4-0
5. TCU 4-0
6. Nebraska 4-0
7. Florida 4-0
8. Oklahoma 4-0
9. Stanford 4-0
10. Auburn 4-0
11. Wisconsin 4-0
12. LSU 4-0
13. Utah 4-0
14. Arizona 4-0
15. Arkansas 3-1
16. Miami (FL) 2-1
17. Iowa 3-1
18. USC 4-0
19. South Carolina 3-1
20. Michigan 4-0
21. Texas 3-1
22. Penn State 3-1
23. NC State 4-0
24. Michigan State 4-0
25. Nevada 4-0

Others receiving votes: West Virginia 62, Florida State 51, Missouri 51, Air Force 32, Kansas State 27, Oklahoma State 24, Clemson 9, UCLA 9, Oregon State 7, Northwestern 4, Houston 3

USA TODAY POLL

1. Alabama 4-0
2. Ohio State 4-0
3. Boise State 3-0
4. Oregon 4-0
5. TCU 4-0
6. Nebraska 4-0
7. Florida 4-0
8. Oklahoma 4-0
9. Wisconsin 4-0
10. LSU 4-0
11. Auburn 4-0
12. Utah 4-0
13. Stanford 4-0
14. Arizona 4-0
15. Arkansas 3-1
16. Texas 3-1
17. Miami (FL) 2-1
18. Iowa 3-1
19. Michigan 4-0
20. Penn State 3-1
21. Michigan State 4-0
22. South Carolina 3-1
23. Missouri 4-0
24. Oklahoma State 3-0
25. Nevada 4-0

Others receiving votes: Florida State 84, North Carolina State 80, West Virginia 45, Air Force 22, Northwestern 21, Kansas State 17, Clemson 16, Houston 10, Mississippi State 7, Texas Tech 5, Virginia Tech 2, UCLA 1



BYU'S LAST OUTING

PROVO, Utah (Sept. 25, 2010) – In his first career start at BYU, freshman quarterback Jake Heaps went 24-for-45 for 229 yards as BYU (1-3) fell to Nevada (4-0) Saturday 27-13 at LaVell Edwards Stadium.

On the second Cougar drive of the game, Heaps combined with junior running back JJ Di Luigi for a 36-yard drive on five plays culminating in a 2-yard touchdown run by Di Luigi, his third touchdown of the season. The drive began after senior safety Andrew Rich recovered a Nevada fumble.

"His (Heaps') performance was a bright spot and a work in progress," said BYU head coach Bronco Mendenhall. "The standards I'm measuring are week to week. Regardless of the measure today, he did a nice job."

After giving up 24 points in the first half, the Cougars came back to surrender only three in the second half, holding the Wolf Pack's fourth-ranked scoring offense well below their 50.7 season average.

BYU, WEST VIRGINIA TO MEET AT FEDEXFIELD

PROVO, Utah (Sept. 23, 2010) — FedExField, home of the Washington Redskins of the National Football League, will host Brigham Young University and West Virginia University in a neutral-site football game scheduled for Sept. 24, 2016.

"This is a unique opportunity for our fans on the East Coast to see our football team play in person," said BYU Director of Athletics Tom Holmoe. "West Virginia is a very good football program and FedExField is a fantastic NFL venue. It's a great opportunity for our program."

Home of the Redskins since 1997, FedExField is located in Landover, Md., and has a seating capacity of 91,704 — the largest stadium in the NFL in terms of regular capacity.

The Cougars and Mountaineers have never met before in football. West Virginia has been a member of the Big East Conference since 1991. Both BYU and WVU have been ranked in the top 25 during each of the past five years. Over the past four seasons both programs have won at least nine games per year with the Mountaineers posting a 40-12 record while the Cougars are 43-9.

"BYU has been one of the consistently powerful programs over the last 35-40 years," WVU Director of Athletics Oliver Luck said. "In so many ways, LaVell Edwards reminds me of Don Nehlen. Both built solid foundations at their respective schools. Anybody that has played quarterback in the NCAA has enormous respect for the quarterback tradition at BYU."

Information regarding television, tickets sales and kickoff time will be released at a later date.

Over the years, BYU has played in several NFL stadiums, including Cowboys Stadium, Louisiana Superdome, Alltel Stadium, Pontiac Silverdome, The Meadowlands, Veterans Stadium, Orange Bowl, QualComm Stadium, Anaheim Stadium and Sun Devil Stadium.

OPPONENT SNAPSHOT

THIS WEEK

TEAM	OPPONENT
Washington (1-2)	at USC (Oct. 2)
Air Force (3-1)	Navy (Oct. 2)
Florida State (3-1)	at Virginia (Oct. 2)
Nevada (4-0)	at UNLV (Oct. 2)
Utah State (1-3)	BYU (Oct. 1)
San Diego State (3-1)	at BYU (Oct. 9)
TCU (4-0)	at Colorado State (Oct. 2)
Wyoming (1-3)	at Toledo (Oct. 2)
UNLV (1-3)	Nevada (Oct. 2)
Colorado State (1-3)	TCU (Oct. 2)
New Mexico (0-4)	UTEP (Oct. 2)
Utah (4-0)	at Iowa State (Oct. 9)



2010 COUGAR FOOTBALL TEAM NOTES

MENDENHALL VS. RANKED FOES

Under Bronco Mendenhall, BYU is 4-7 vs. ranked foes, with its wins being a 31-17 victory over No. 15 TCU on Sept. 28, 2006, and three wins in 2009: a 14-13 win over No. 3 Oklahoma on Sept. 5, a 26-23 win over No. 21 Utah on Nov. 28 and a 44-20 win over No. 18 Oregon State in the Las Vegas Bowl on Dec. 22.

TEAM CAPTAINS

BYU head football coach Bronco Mendenhall announced team captains for the 2010 season as well as several personnel notes entering the first week of the season.

Senior safety Andrew Rich and junior offensive tackle Matt Reynolds have been selected to serve as team captains. Both Rich and Reynolds have played in all 26 games the past two seasons and enter their third year as a starter for the Cougars.

Rich has started in 16 games and earned All-MWC Second Team honors in 2009. He is a 2010 Lott Trophy Award candidate. Reynolds has started all 26 games of his career and is a preseason All-American, Lombardi Trophy and Outland Trophy candidate in 2010. He was a Freshman All-American in 2008 and a CFN All-Sophomore selection in 2009 while earning first-team all-conference accolades.

Also this year, BYU will elect a special teams captain for each game. Holder Matt Marshall was tabbed to be captain against Washington while Riley Stephenson was the captain at Air Force.

DON'T LOOK BACK

In the Bronco Mendenhall era, BYU is 43-4 when leading at halftime and 43-1 when taking a lead into the fourth quarter. Mendenhall's teams have won 28-straight games when leading by at least 14 points at the halftime break, 75 overall as a team. The last time BYU lost a game after leading by at least 14 points at the half was on Oct. 10, 1987 when it lost 29-27 in its homecoming game against Wyoming.

PULLING OUT THE CLOSE ONES

After defeating Washington by six points in the first game of the season, BYU has won 12 consecutive games decided by seven points or fewer.

NELSON INJURY PUTS QB OUT FOR SEASON

PROVO, Utah (Sept. 21, 2010) — BYU junior quarterback Riley Nelson had surgery to repair a shoulder injury suffered during the Florida State game and will be out the remainder of the 2010 season.

An MRI revealed the need for surgery on Nelson's non-throwing shoulder. The anticipated recovery time is 4-5 months.

"We will miss Riley's leadership, toughness and playmaking ability," BYU head coach Bronco Mendenhall said. "Unfortunately, injuries are part of football. Riley is a great young man and we will look forward to his return."

Nelson, from Logan, Utah, has started each of BYU's first three games while sharing time with true freshman quarterback Jake Heaps. Nelson has completed 20-of-40 passes for 205 yards and two touchdowns while adding 148 yards and one touchdown on 31 rushing attempts.

"It's never fun to be injured," Nelson said. "I'm getting it taken care of as soon as possible so I can start my recovery and be back to help the team in the future."

A SINGLE YELLOW HANKY

The Cougars committed a single penalty for five yards last week against Nevada, a season low and the first time BYU has been penalized only once in a game in almost seven years. The last time was in a 27-20 win against UNLV in 2003.

BYU VS. THE WAC

In the last 20 years, the Cougars have posted a 23-8 record against current WAC schools. BYU is 72-60-3 (.549) all-time against current members of the WAC and 29-27 (.527) against WAC teams excepting Utah State.

Since head coach Bronco Mendenhall took over at BYU, the Cougars are 3-1 against the Western Athletic Conference with all three wins coming against Utah State. BYU has won each of those three games by an average of 25 points.

IN THE ZONE

BYU's perfect streak in the blue zone ended against Nevada after the Cougars began the season a perfect 9-for-9. The Cougars have now put points on the scoreboard on 10-of-12 possessions inside the 20 this year, breaking the streak in the third quarter after a turnover on downs at the Nevada 13-yard line. BYU converted a touchdown and two field goals and drove 75 yards to the 20-yard line as the game ended on its other red zone possessions against the Wolf Pack.

AWARD WATCH

Based on their performances, Cougars accumulate weekly awards from the Mountain West Conference:

PLAYER	AWARD	GAME	WEEK
Riley Stephenson	MWC Special Teams Player of the Week	Washington	Sept. 5



FLAG BEARER

BYU has a tradition of selecting a player before each game to run the team flag onto the field. In 2008, the team implemented a new tradition—an alumni flag. The team selects a former Cougar to carry out the alumni flag, along with the chosen current player who runs out with the current team flag. Both flags are white with a blue "Y" logo. The team flag has been signed by each member of the team, while the alumni flag has been signed by former BYU players. Their signatures reflect their commitment to uphold the tradition, spirit and honor of the BYU football program and to be a flag bearer of the University.

GAME	ALUMNI FLAG BEARER	TEAM FLAG BEARER
Washington	Jim McMahon	Jordan Pendleton
Air Force	Rob Morris	Nick Alletto
Florida State	Shad Hansen	Brandon Bradley
Nevada	Danny Plater	McKay Jacobson
Utah State	Colby Bockwoldt	



2010 COUGAR FOOTBALL TEAM NOTES

2010 BYU FOOTBALL FIRESIDES

BYU head coach Bronco Mendenhall, his wife, Holly, and members of the BYU football team will participate in an hour-long devotional prior to eight football games this season.

These devotionals will be conducted prior to all road games as well as the Washington and San Diego State home games. They are referred to as "firesides" and are intended to help players, coaches, and those who attend strengthen or gain a knowledge of our purpose here on earth.

"The firesides have been a way for us to make a very clear statement of what our priorities are, or should be," Mendenhall says. "Football is simply the vehicle we use to help others come to a knowledge of what really brings joy and happiness to our lives. Football is not the priority. Some people don't understand that. These firesides are a way for all of us to help consider our priorities through understanding the purpose of life."

2010 FIRESIDE SCHEDULE

Friday, Sept. 3 (Washington)
Pleasant Grove North Field Stake Center
2195 Canyon Road
Pleasant Grove, UT 84062

Friday, Sept. 10 (Air Force)
Colorado Springs Stake Center
155 Pine Avenue
Colorado Springs, CO 80906

Friday, Sept. 17 (Florida State)
Tallahassee Stake Center
312 Stadium Drive
Tallahassee, FL 32303

Thursday, Sept. 30 (Utah State)
Logan Utah East Stake Center
1450 E 1500 N
Logan, UT 84341

Friday, Oct. 8 (San Diego State)
Provo Wasatch (Tongan) Stake Center
1625 South Slate Canyon Drive
Provo, UT 84606

Friday, Oct. 15 (TCU)
Colleyville Texas Stake Center
500 West McDonwell School Road
Colleyville, TX 76034

Friday, Nov. 12 (Colorado State)
Fort Collins Stake Center
600 E. Swallow Road
Fort Collins, CO 80525

Friday, Nov. 26 (Utah)
Salt Lake Ensign Stake Center
135 A Street
Salt Lake City, UT 84103

CURRENTLY SERVING MISSIONS...

There are 51 members of the BYU football program currently serving two-year church missions in 16 different countries, including Argentina, Bulgaria, Chile, Democratic Republic of Congo, Costa Rica, Ghana, Guatemala, Japan, the Marshall Islands, Mexico, New Zealand, Panama, Philippines, Russia, South Africa and the United States. Members of the BYU football program who are currently serving missions cover six of the globe's seven continents and speak a total of eight different foreign languages, including Bulgarian, Japanese, Marshallese, Portuguese, Russian, Spanish and Tagalog.

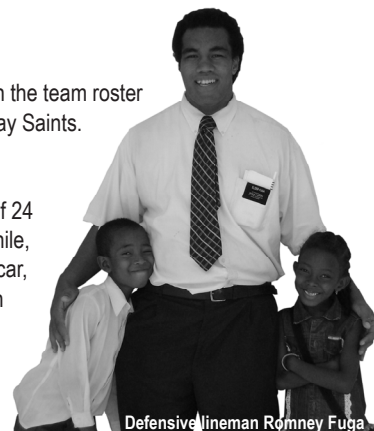
SERVED MISSIONS...

Junior defensive lineman Romney Fuga, is one of 74 players (62 percent) on the team roster who has served a church mission for The Church of Jesus Christ of Latter-day Saints. Fuga returned home from a mission to Madagascar in the summer of 2009.

Current members of the BYU football team have served missions in a total of 24 countries and one territory, including Argentina, Australia, Brazil, Canada, Chile, Colombia, Costa Rica, England, Germany, India, Jamaica, Japan, Madagascar, Mozambique, New Zealand, Philippines, Puerto Rico, Russia, Samoa, South Africa, Spain, Sweden, Taiwan, and the United States.

Current members of the BYU football team have served missions in 18 different states, including Alabama, California, Colorado, Connecticut, Florida, Maryland, Minnesota, Missouri, Nevada, New York, North Carolina, Oklahoma, Oregon, Pennsylvania, Tennessee, Texas, Virginia and Washington.

Overall, 54 current members of the BYU football team speak a total of 17 different foreign languages and dialects, including Fante, French, Haitian Creole, German, Hawaiian, Jamaican Patois, Japanese, Korean, Malagasy, Mandarin Chinese, Portuguese, Russian, Samoan, Spanish, Tagalog, Tongan and Twi.



Defensive lineman Romney Fuga

WHAT IS A MISSION?

* The Church's missionary program is one of its most recognized characteristics. Mormon missionaries can be seen on the streets of hundreds of major cities in the world as well as in thousands of smaller communities.

* The missionary effort is based on the New Testament pattern of missionaries serving in pairs, teaching the gospel and baptizing believers in the name of Jesus Christ (see, for example, the work of Peter and John in the book of Acts).

* More than 50,000 missionaries are serving missions for The Church of Jesus Christ of Latter-day Saints at any one time. Most are young people under the age of 25, serving in nearly 350 missions throughout the world.

* Missionaries can be single men between the ages of 19 and 25, single women over the age of 21 or retired couples. Missionaries work with a companion of the same gender during their mission, with the exception of couples, who work with their spouse. Single men serve missions for two years and single women serve missions for 18 months.

* Missionaries receive their assignment from Church headquarters and are sent only to countries where governments allow the Church to operate. Missionaries do not request their area of assignment and do not know beforehand whether they will be required to learn a language.

* Prior to going to their assigned area, missionaries spend a short period of time at one of 15 missionary training centers throughout the world. There they learn how to teach the gospel in an orderly and clear way and, if necessary, they begin to learn the language of the people they will be teaching. The largest training center is in Provo, Utah, with additional centers in Argentina, Brazil, Chile, Colombia, Dominican Republic, England, Ghana, Guatemala, Mexico, New Zealand, Peru, the Philippines, South Africa and Spain.

* Male missionaries are addressed with the title "Elder" and women are addressed with the title "Sister."

* A typical missionary day begins by waking at 6:30 a.m. for personal study. The day is spent proselytizing by following up on appointments, visiting homes or meeting people in the street or other public places. Missionaries end their day by 10:30 p.m.

* In some parts of the world, missionaries are sent only to serve humanitarian or other specialized missions. Those missionaries do not proselytize.

* Missionary work is voluntary. Missionaries fund their own missions — except for their transportation to and from their field of labor — and are not paid for their services.

* Contacts with family and friends during this time of service are limited to letters and occasional phone calls to family at special times. Missionaries avoid entertainment, parties or other activities common to this age-group as long as they are on their missions, so they can focus entirely on the work of serving and of teaching others the gospel of Jesus Christ.



2010 COUGAR FOOTBALL TEAM NOTES

BEST IN THE MOUNTAIN WEST

Since the Mountain West Conference was formed in 1999, BYU has posted a record of 59-24 against league opponents, marking the most wins of any other conference opponent. The Cougars have also won a league-best (tied) four MWC titles (1999, 2001, 2006 and 2007). Listed below is the all-time MWC standings:

TEAM	W	L	PCT.
BYU	59	24	.711
Utah	58	26	.691
Air Force	44	40	.518
Colorado State	41	41	.500
New Mexico	41	43	.494
TCU	33	7	.825
San Diego State	30	52	.366
Wyoming	24	59	.293
UNLV	23	61	.265

(Through games as of Sept. 27, 2010)

2010 MWC STANDINGS

TEAM	OVERALL	MWC
Utah	4-0	2-0
TCU	4-0	1-0
Air Force	3-1	2-0
UNLV	1-3	1-1
San Diego State	3-1	0-0
Colorado State	1-3	0-0
Wyoming	1-3	0-1
BYU	1-3	0-1
New Mexico	0-4	0-2

HOLY MATRIMONY

BYU has long held the distinction of having the most married players of any other school in the country. This year is no exception. BYU has 31 players who are married, six of whom have children: Nick Alletto, Brandon Bradley, Alani Fua, Spencer Hafoka, Aveni Leung-Wai and Jason Speredon.

A FAMILY TRADITION

Several members of the football team have a relative currently or formerly involved with BYU Athletics. The following is a list of players and their relative(s):

PLAYER	RELATIVE (RELATION)	SPORT
Nick Alletto	Dan Alletto (brother)	Football
Famika Anae	Robert Anae (father)	Football
	Famika Anae, Sr. (grandfather)	Football
	Brad Anae (uncle)	Football
Luke Ashworth	Mike Mills (grandfather)	Football
Jordan Atkinson	Dave Atkinson (father)	Football
	Chick Atkinson (grandfather)	Football (head coach)
Dallin Cutler	Chuck Cutler (father)	Football
D.J. Doman	Kevin Doman (father)	Football
	Brandon Doman (uncle)	Football
	Cliff Doman (uncle)	Football
	Rex Doman (2nd cousin)	Football
	Sam Doman (2nd cousin)	Football
	Shawn Doman (2nd cousin)	Football
Matthew Edwards	LaVell Edwards (grandfather)	Football (head coach)
	John Edwards (father)	Track
	Sarah Edwards (sister)	Track, Cross Country
	Jim Edwards (uncle)	Football
Landon Fowler	Blaine Fowler (father)	Football
	Kellen Fowler (brother)	Football
Jameson Frazier	Danny Frazier (father)	Football
Ryan Freeman	Erik and Mark (brothers)	Football
Spencer Hafoka	Saia Hafoka (brother)	Football
Braden Hansen	Brock Hansen (brother)	Football
Cole Herrmann	Jim Herrmann (father)	Football
McKay Jacobson	Hally Jacobson (mother)	Cheerleading
	Jeniel Jacobson (sister)	Cheerleading
Josh Marquardt	Michael and Daniel (brothers)	Football
Carter Mees	Mike Mees (father)	Football
Zed & Zeke Mendenhall	Paul Mendenhall (grandfather)	Football
	Matt Mendenhall (uncle)	Football
	Bronco Mendenhall (2nd cousin)	Football (head coach)
Mike Muehlmann	Chris Muehlmann (brother)	Football
Mitch Payne	Matt Payne (brother)	Football
Jordan Pendleton	Kirk Pendleton (father)	Football
Matt & Houston Reynolds	Lance Jr. and Dallas (brothers)	Football
	Lance Reynolds (father)	Football
Jordan Richardson	Brock Richardson (brother)	Football
Jason Speredon	Casey Thurston (sister)	Volleyball
Jadon Wagner	Aaron Wagner (brother)	Football

BAND OF BROTHERS...LITERALLY

The Cougars have used the motto "Band of Brothers" for several years, but this year the team took that quite literally. There are currently five pairs of brothers on the team, as well as five other sets consisting of one current player and one missionary who will return to play at BYU.

Both Current Players

Rhen & Terence Brown
Zed & Zeke Mendenhall
Houston & Matt Reynolds

One Current Player & One Missionary

Nick & Terrance Alletto
Marcus & Mitch Mathews
Zed & Zeke & Zane Mendenhall



2010 COUGAR FOOTBALL

LAVELL EDWARDS STADIUM

HOME FIELD DOMINANCE

Since it was built in 1964, the Cougars have fielded several dominating teams. Last season, BYU averaged 29.33 points per game at home. The Cougars have not had a negative points per game margin for the past six seasons, including all five years of head coach Bronco Mendenhall's tenure. In 2006, a 35.16-point differential was a BYU record in scoring margin in the stadium's 46-year history (and the program's 85-year history):

Year	BYU ppg.	Opp. ppg.	Margin of Difference
2010	18.00	22.00	-4.00!
2009	29.33	29.33	0.00!
2008	41.33	11.17	+30.16!
2007	28.67	11.33	+17.33!
2006	47.16	12	+35.16!
2005	36.33	29.5	+6.83!
2004	22.83	22.16	+0.67#
2003	12.16	27.66	-15.5#
2002	27.5	23	+4.5#
2001	53.16	27.33	+25.83#
2000	24.5	16.83	+7.67^
1999	31.83	25.66	+6.17^
1998	35.33	15.5	+19.83^
1997	28.83	24.83	+4.00^
1996	42.71	15.57	+27.14^
1995	28.33	23	+5.33^
1994	29.66	25.83	+3.83^
1993	35.66	30.66	+5.00^
1992	29.83	18.66	+11.17^
1991	38.16	18.66	+20.6^
1990	48.66	23.5	+25.16^
1989	47.5	32.83	+14.67^
1988	42.33	10.16	+32.17^
1987	28.66	22	+6.66^
1986	29	15.66	+13.34^
1985	34.66	13.16	+21.5^
1984	40	15.16	+24.84^
1983	41	19.2	+21.8^
1982	38.4	20.6	+17.8^
1981	41	25.4	+15.6^
1980	49.5	16.16	+33.34^
1979	40.6	6.4	+34.2^
1978	30.4	9.4	+21.0^
1977	39	13.6	+25.4^
1976	43.66	22.16	+21.5^
1975	27.2	21.6	+5.6^
1974	31.6	15	+16.6^
1973	30.83	20	+10.83^
1972	24.4	25.6	-1.2^
1971	20.75	18	+2.75*
1970	12.6	14.8	-2.2*
1969	24.4	15	+9.4*
1968	16.4	32	-15.6*
1967	37.8	13.6	+24.2*
1966	27.66	20.16	+7.5*
1965	25.5	16.5	+9.0*
1964	23.4	15.8	+7.6*

Bold indicates 30 or greater point advantage.
 * Tommy Hudspeth coached teams
 ^ LaVell Edwards coached teams
 # Gary Crowton coached teams
 ! Bronco Mendenhall coached teams

LAVELL EDWARDS STADIUM

LaVell Edwards Stadium, with its 63,725-seat capacity, is home to BYU football. Originally Cougar Stadium, it was built in 1964 and seated 45,000. It was expanded in 1982 to seat 65,000 in permanent seats before official capacity became 64,045 after refurbishing the middle of the east section. Beginning in 2010, Edwards Stadium official capacity is 63,275 after seating was removed to allow for additional wheelchair access.

- Record:** 201-64 (.758)
- Stadium Record (since 1982 expansion):** 132-42 (.759)
- Stadium Record (since renaming in 2000):** 41-16 (.719)
- Last Six Home Games:** 4-2 (.667) - 2009-10
- Last 12 Home Games:** 9-3 (.750) - 2008-10
- Last 18 Home Games:** 15-3 (.833) - 2007-10
- Last 24 Home Games:** 21-3 (.875) - 2006-10

"FAN" TASTIC FANS

The attendance in BYU's 27-13 loss to Nevada was 61,471, ending a streak of 19-straight sell-outs at LaVell Edwards Stadium over the course of more than three complete seasons. The last time the stadium was not sold out was against New Mexico on Nov. 18, 2006 when 63,814 fans were in attendance—231 short of a sellout.

TOP 10 EDWARDS STADIUM CROWD

In 2009, BYU hosted two of the top-ten crowds since LaVell Edwards Stadium was modified in 2003. The crowd of 64,641 at the TCU game ranks third, ranking behind the crowd of 65,251 for the 2004 game against Notre Dame and the 64,749 in attendance for the 2007 Utah game. The Cougars' overtime contest against Utah last season is currently tenth with 64,301 fans attending the game.





2010 COUGAR FOOTBALL OFFENSIVE NOTES

HOME BOYS

A majority of the BYU two-deep includes athletes who grew up in hometowns just a few miles from Provo. Wide receiver Luke Ashworth and offensive linemen brothers Matt and Houston Reynolds even went to high school in Provo at Timpview High. Others from Utah County include left guard Ryan Freeman from Orem, tight end Richard Wilson from Spanish Fork, tight end Mike Muehlmann from American Fork and fullback Zed Mendenhall from Alpine.

Other Utahns on the depth chart include left guard Braden Hansen from Sandy, right guard Jason Speredon from West Valley City, right tackle Braden Brown from Salt Lake City, quarterback James Lark from St. George and running back Bryan Kariya from Kaysville.

HE'S GOT YOUR BACK

BYU starting offensive lineman Matt Reynolds enters the year as a preseason All-American after being named to the All-MWC First Team and College Football News All-Sophomore Team First Team. A Lombardi and Outland Trophy candidate, the 6-foot-6, 322-pound junior has started every game for the Cougars the past two years and was named a team captain coming into 2010.

BEHIND THE LINE

The Cougar offensive line was one of the best in the country in 2009, ranking eighth in the nation in tackles for loss allowed while protecting the backfield enough to give BYU the best conversion percentage on third down in the nation.

TALE OF THE TAPE

BYU's starting five offensive linemen weigh in at an average 314 pounds and average 6-feet-5.

PERSONAL PROPS

A number of Cougars set new career highs after BYU's 27-13 loss to Nevada:

- JJ Di Luigi: 8 receptions
- Jake Heaps: 24 completions, 45 passing attempts, 229 yards passing, 3 carries
- Joshua Quezada: 3 carries, 15 yards rushing, 2 receptions, 12 yards receiving
- Cody Hoffman: 74 yards receiving, 31 yards on kickoff returns
- Marcus Mathews: 18 yards receiving
- BJ Peterson: 1 reception, 5 yards receiving
- McKay Jacobson: 39-yard long kickoff return

ALL OVER THE FIELD

Junior running back JJ Di Luigi rushed for 67 yards on 15 carries for a 4.5 yards-per-carry average against Nevada. He added a game-high eight receptions for an additional 56 yards receiving, totaling 123 all-purpose yards. Di Luigi scored BYU's touchdown on a 2-yard run. Di Luigi is 32nd in the country in all-purpose rushing, averaging 141.8 yards per game.

FASTEST EVER

Freshman quarterback Jake Heaps started the first game of his career against Nevada after seeing action in BYU's previous three games. The start by Heaps in just his fourth game is the fastest start at quarterback for any freshman out of high school in BYU history. Drew Miller, a true freshman in 1997, started the eighth game of that season after playing in three games earlier in the season.

Slated to start again at Utah State, Heaps will become the third freshman quarterback at BYU to start in more than one game after Berry (6 starts) and Beck (4 starts).

THROWN IN THE FIRE

True freshman Jake Heaps became the first freshman quarterback to start right of high school for BYU since Drew Miller in 1997. He became the fifth player to start as a freshman at quarterback since 1964; their first-game statistics are listed below:

	Date	Opponent	Score	Passing	Yards	TD	INT
Ty Detmer	Oct. 29, 1988	vs. New Mexico	W, 65-0	24-35	333	5	0
Drew Miller	Nov. 1, 1997	at UTEP	L, 3-14	17-32	226	0	3
Matt Berry	Oct. 19, 2002	vs. UNLV	L, 3-24	14-27	186	0	1
John Beck	Sept. 20, 2003	vs. Stanford	L, 14-18	22-45	279	1	1
Jake Heaps	Sept. 25, 2010	vs. Nevada	L, 13-27	24-45	229	0	0

LONGEST YARDAGE

After four games and one start, true freshman quarterback Jake Heaps is already making his mark on the BYU freshman quarterback charts:

Passing Yards		Pass Completions		Passing Touchdowns	
1. Matt Berry	1,309	1. Matt Berry	108	1. Ty Detmer	13
2. Ty Detmer	1,252	2. Ty Detmer	83	2. Matt Berry	7
3. John Beck	864	3. John Beck	73	3. John Beck	5
4. Jake Heaps	489	4. Jake Heaps	54	4. Drew Miller	3
5. Drew Miller	430	5. Lance Pendleton	39	5. Lance Pendleton	2
				6. Jake Heaps	1

2010 NATIONAL RANKINGS

TEAM RANKINGS

Category	National Rank	Actual	National Leader	Actual	Conference Rank
Interceptions Thrown	T-21	2.00	3 tied	0.00	T-3
Turnovers Lost	T-27	5.00	Oregon State	0.00	T-4
TFL Allowed	T-34	5.00	Utah	1.50	T-5
Rushing Offense	67	147.7	Air Force	399.0	4

INDIVIDUAL RANKINGS

Category	Player	National Rank	Actual	National Leader	Actual	Conf. Rank
All-Purpose Runners	JJ Di Luigi	32	141.8	Young (Boise St)	208.0	2
Rushing	JJ Di Luigi	49	83.0	Robinson (Michigan)	172.0	5



2010 COUGAR FOOTBALL DEFENSIVE NOTES

WHERE IN THE USA?

The defensive two-deep hail from all corners of the country. Players hail from Alaska, Arkansas, California, Florida, Georgia, Hawaii, Idaho, Nevada, Texas and Utah.

WITH EXPERIENCE

BYU's secondary is as deep and talented as any in recent memory. Three of four starters return, including All-MWC strong safety Andrew Rich, Sports Illustrated.com All-America honorable mention Brian Logan and cornerback Brandon Bradley, fourth on the team with 64 tackles last season.

Junior corner Corby Eason and sophomore corner Robbie Buckner also have experience defending the passing game while lettermen Steven Thomas and Travis Uale are also on the two-deep after seeing playing time last season.

On the defensive line, Eathyn Manumaleuna, Romney Fuga, Vic So'oto, Jordan Richardson and Matt Putnum return while Jordan Pendleton, Brandon Ogletree and Shane Hunter bring experience to the linebacker corp.

A LONG ROAD

Defensive lineman Vic So'oto has come a long way to his spot in the starting lineup after originally joining the team in 2005. So'oto came in to the program as a tight end, playing in 11 games. After redshirting in 2006, So'oto enjoyed a sophomore season in which he saw action in all 13 games at both tight end and on special teams, grabbing 12 receptions for 124 yards.

It was after So'oto's sophomore year that the BYU coaching staff asked So'oto to switch sides of the ball, converting the tight end to a linebacker. Unfortunately, So'oto suffered a season-ending injury in just the second game of the season at Washington. After receiving an extra year of eligibility, So'oto returned in 2009, this time as a defensive lineman, backing up Mountain West Conference career sack leader Jan Jorgensen.

In 2010, So'oto has started both games for the Cougars and is third on the team in total tackles and first in sacks.

PERSONAL PROPS

A number of Cougars set new career highs after BYU's 27-13 loss to Nevada:

- Andrew Rich: 9 solo tackles, 5 assisted tackles, 14 total tackles (all tied previous career highs)
- Travis Uale: 2 solo tackles, 3 assisted tackles, 5 total tackles
- Corby Eason: 4 solo tackles, 4 total tackles
- Zeke Mendenhall: 1 assisted tackle, 2 total tackles, 1 forced fumble
- Zac Stout: 3 solo tackles, 3 assisted tackles, 6 total tackles
- Eathyn Manumaleuna: 6 assisted tackles, 6 total tackles

TOP TACKLER

Senior and team captain Andrew Rich is ranked 2nd in the nation with an average of 7.5 solo tackles per game and is tied for 9th in the nation in total tackles per game at 11.8. Rich, who has seen time at both safety positions this year, has led BYU in tackles three out of four games while finishing second in the other. He's totaled a career-high 14 tackles against both Air Force and Nevada. Rich, a former walk-on from Snow College, entered the 2010 season as the top returner on the team in solo tackles, assisted tackles, total tackles and interceptions.

FIRST GAME'S A CHARM

Starting for the first time in his career, senior Zeke Mendenhall had a career-high two tackles and forced a key fumble in the first half against Nevada that led to the Cougars' only touchdown of the game.

MIGHTY HUNTER

Linebacker Shane Hunter came up with BYU's first two turnovers on the season. Against Florida State, Hunter recovered a fumble in the first half. Last week against Air Force, Hunter intercepted a Tim Jefferson pass in the middle of the third quarter for the first interception of his career.

HEAVY HITTER

Junior outside linebacker Jordan Pendleton had a career-high 12 tackles, including a career-best nine solo tackles against Florida State. Pendleton shared team-high honors with 1.5 sacks and 1.5 tackles for loss (10 yards) while forcing one fumble and recording one pass breakup.

INJURY ENDS FUGA'S SEASON

PROVO, Utah (Sept. 27, 2010) — BYU junior defensive tackle Romney Fuga will have surgery to repair a knee injury suffered Saturday during the Nevada game and will be out the remainder of the 2010 season.

An MRI revealed the injury that knocked Fuga out early in the second quarter of Saturday's game is an anterior cruciate ligament (ACL) and lateral collateral ligament (LCL) injury that requires surgery. The 6-foot-2, 307-pound native of Huntington Beach, Calif., is anticipated to return in time for 2011 fall camp.

Fuga has started all four BYU games this season anchoring the defensive front. He started seven contests while appearing in all 13 games in 2009 and played in all 13 games as a freshman in 2006 prior to serving a mission in Madagascar for The Church of Jesus Christ of Latter-day Saints.

After totaling 40 tackles last year, the Academic All-Mountain West Conference defender has contributed 15 tackles, 0.5 tackles for loss and 0.5 sacks this season.

2010 NATIONAL RANKINGS

TEAM RANKINGS

Category	National Rank	Actual	National Leader	Actual	Conference Rank
Passing Defense	28	169.8	Navy	99.3	4
Opp. 4th Conversion	T-50	.500	18 tied	0.00	T-6
Passing Eff. Defense	57	122.5	Nebraska	74.7	5

INDIVIDUAL RANKINGS

Category	Player	National Rank	Actual	National Leader	Actual	Conf. Rank
Solo Tackles/Game	Andrew Rich	2	7.5	Foster (Washington)	7.67	1
Tackles/Game	Andrew Rich	T-9	11.8	Mackey (Tulane)	13.5	3
Forced Fumbles/Game	Andrew Rich	T-22	.50	5 tied	1.0	T-2



2010 COUGAR FOOTBALL

SPECIAL TEAMS NOTES

DISTANT COUSIN

Deep snapper Reed Hornung comes to BYU with a familiar family name. Paul Hornung, a former Notre Dame great, won the Heisman Trophy in 1956 and was known as one of the best all-around players in history, playing quarterback while also running, passing, blocking and tackling. An award given beginning this season is named in his honor and will be awarded to the best all-around player in college football. Reed and Paul are related -- Paul is Reed's father's second cousin.

HERE COMES THE BOOM

MWC honorable mention honoree Riley Stephenson returns at punter for BYU after a successful freshman campaign. Stephenson is known for his ability to place punts near the goalline, putting eight kicks inside the 20 last season. The sophomore can also boom kicks when needed, totaling eight punts over 50 yards in 2009, including a career-high and BYU bowl game record 60-yard punt against Oregon State in the Las Vegas Bowl.

IT'S BEEN A WHILE

BYU has been unable to return a kickoff for a touchdown for 148 consecutive games. Mike Rigell was the last Cougar to accomplish the feat, turning in a 96-yard touchdown in a 31-9 victory at Hawaii on October 17, 1998.

The last time BYU returned a punt for a touchdown was back on Nov. 9, 2006 when freshman McKay Jacobson ran one back 77 yards against Wyoming at Edwards Stadium. Forty-six games have passed since then.

FIRST IN THE NATION

BYU's kickoff return defense has been ranked first in the nation all four weeks of the 2010 football season. The Cougars allow just 10.25 yards per kickoff return, almost four yards better than second-best Rutgers' average of 14.1 yards per return. BYU allowed just 20 yards on three kicks against Washington, 12 yards on one kick at Air Force, two returns for 18 yards versus Florida State and 32 yards on two kick returns against Nevada.

BYU is also 27th in the nation and second in the MWC in punt return defense, allowing only 4.5 yards per punt return on the year.

PERFECT PAYNE

Senior kicker Mitch Payne kicked a 27-yard field goal and a 29-yard field goal against Nevada, keeping him perfect inside the 30-yard line in his career. Payne has made 20-of-20 attempts inside the 30, including 5-of-5 this season.

PAYNE CLOSING ON RECORDS

With one PAT against Nevada, Payne is currently 13 PAT attempts from passing Kurt Gunther's (1980-82) mark of 179 in the BYU record books and two PAT conversions from jumping Gunther's BYU record in that category. He is also 68 points away from scoring the most points of any Cougar player in BYU history, a record currently held by kicker Owen Pochman (1997-00) with 333 points.

In the MWC record books, Payne is 47 points away from passing his brother for first all-time in career kicking points. Payne kicked the third-most extra points in a season in MWC history in 2009 with 59 PATs. He also holds the MWC record for juniors for most PATs made in a game, converting eight against UNLV in 2009. With 59 PATs last season, Payne also became the BYU and Mountain West Conference career PATs made leader with 156, surpassing his brother Matt's record of 150 career PATs made.

RETURN TO RETURNS

Junior wide receiver/kick returner McKay Jacobson ran a Nevada kickoff back 39 yards for a new team season high last weekend. Jacobson had three kick returns, his first of 2010 after returning three kickoffs last season and seven in 2006. Jacobson also rushed for eight yards on a return before handing the ball off to teammates Cody Hoffman who rushed for an additional 31 yards.

STEPHENSON NAMED MWC SPECIAL TEAMS PLAYER OF THE WEEK

COLORADO SPRINGS, Colo. -- BYU's Riley Stephenson earned Mountain West Conference Special Teams Player of the Week honors for his performance in the Cougars' season-opening victory over Washington.

The sophomore punter/kicker helped BYU control the field-position battle in the Cougars' 23-17 win, making the Huskies start inside the 15-yard line on three of six punts and inside the 20 on three of five kickoffs. Stephenson's six punts tied a career high.

Stephenson averaged 44.3 yards on three of his punts and placed the Huskies at the 1, 12 and 14 yard lines on the other three punts. His longest punt of the day was 47 yards. Overall, he averaged 37.2 yards on six punts.

While kicking off, the St. George, Utah, native helped BYU limit Washington to an average of 6.7 return yards with Huskie drives starting at the 2, 7 and 16 yard lines. Stephenson's two other kickoffs resulted in touchbacks.

2010 NATIONAL RANKINGS

TEAM RANKINGS

Category	National Rank	Actual	National Leader	Actual	Conference Rank
Kickoff Ret. Defense	1	10.25	BYU	10.25	1
Punt Ret. Defense	27	4.50	Boston College	-4.25	2
Kickoff Return Avg.	45	23.33	Arizona	33.50	5
Punt Return Avg.	55	9.43	Maryland	25.2	3

INDIVIDUAL RANKINGS

Category	Player	National Rank	Actual	National Leader	Actual	Conf. Rank
Yds Per Punt Return	O'Neill Chambers	30	11.25	Harris (Oregon)	28.14	5
Field Goals/Game	Mitch Payne	T-43	1.25	Brotzman (Boise St)	2.67	3



2010 COUGAR FOOTBALL RECORD WATCH

RECORDS TO WATCH

As the season continues, several current BYU and MWC records are in jeopardy of getting broken. Below is a list of records to keep an eye on throughout the remainder of the season.

	RECORD TO WATCH	ACTUAL	CURRENT HOLDER	CURRENT RECORD	DIFFERENCE
Matt Payne	BYU Career PAT Attempts	167	Kurt Gunther (1980-82)	179	-12
	BYU Career PAT Conversions	161	Kurt Gunther (1980-82)	162	-1
	BYU Scoring	266	Owen Pochman (1997-00)	333	-67
	MWC Career Kicking Points	266	Matt Payne (2001-04)	312	-46
O'Neill Chambers	BYU Career Kickoff Return Yards	1,437	Mike Rigell (1998-01)	1,545	-108
	MWC Career Kickoff Return Yards	1,437	Javon Bouknight, Wyoming (2002-05)	2,016	-579
	MWC Career Kickoff Returns	62	Javon Bouknight, Wyoming (2002-05)	87	-25

REWRITING THE RECORD BOOKS

As the 2009 season has come to an end, so have numerous BYU and MWC team and individual records. Below is a list of Cougars who have helped rewrite the record books last year.

	RECORD BROKEN	NEW RECORD	PRIOR HOLDER	PREV. RECORD	DIFFERENCE
Max Hall	BYU Career Quarterback Wins	32	Ty Detmer	29	+3
	MWC Career Total Offensive Yards	11,562	John Beck (2003-06)	11,060	+502
	MWC Career Passing Yards	11,365	John Beck (2003-06)	11,021	+344
	MWC Career Passing Touchdowns	94	John Beck (2003-06)	79	+15
	MWC Career 300-Yard Passing Games	20	John Beck (2003-06)	17	+3
	MWC 300-Yard Passing Games in a Season	8	Max Hall (2008)	7	+1
Jan Jorgensen	MWC Career Sacks	28.5	Jerry Hughes (2006-09)	28.5	0
	MWC Career Tackles for Loss	44	Chase Ortiz (2005-07)	41.5	+2.5
Dennis Pitta	BYU Career Tight End Receiving Yards	2,901	Gordon Hudson (1980-83)	2,484	+341
	BYU Career Tight End Receptions	221	Gordon Hudson (1980-83)	178	+36
	BYU Career Receptions	221	Austin Collie (2004, 2007-08)	215	+6
	NCAA Career Tight End Receiving Yards	2,901	Ibn Green (1996-99)	2,830	+71
Harvey Unga	BYU Career Rushing Yards	3,455	Curtis Brown (2002, 2004-06)	3,221	+234
	BYU Career Rush Attempts	696	Curtis Brown (2002, 2004-06)	641	+55

NEW BYU NCAA RECORDS

Three Cougars etched their name into the record books, earning seven new additions in the Official 2010 NCAA Record Book:

Career Yards Per Game

(Minimum 5,500 yards; Player must have concluded his career)

Player, Team	Years	G	Plays	Yards	TDR	Yd. PG
7. Ty Detmer, BYU.....	1988-91	46	1,795	14,665	135	318.8
16. Max Hall, BYU.....	2007-09	39	1,571	11,569	101	296.6

Career Passing Efficiency

(Minimum 500 Completions; Player must have concluded his career)

Player, Team	Years	Pts.
7. Ty Detmer, BYU.....	1988-91	162.7
8. Steve Sarkisian, BYU.....	1995-96	162.0
13. Jim McMahon, BYU.....	1977-78, 80-81	156.9
24. Max Hall, BYU.....	2007-09	151.1

Career Yards

Player, Team	Years	Yds.
3. Ty Detmer, BYU.....	1988-91	15,031
22. Max Hall, BYU.....	2007-09	11,365

Career Yards Per Game

(Minimum 5,000 yards; Player must have concluded his career)

Player, Team	Years	Yd. PG
5. Ty Detmer, BYU.....	1988-91	326.8
11. Steve Sarkisian, BYU.....	1995-96	298.6
18. Max Hall, BYU.....	2007-09	291.4

Career Touchdown Passes

3. Ty Detmer, BYU.....	1988-91	121
18. Max Hall, BYU.....	2007-09	94

Career Sacks

T-20. Jan Jorgensen, BYU.....	2006-09	28.5
-------------------------------	---------	------



2010 COUGAR FOOTBALL COACHES NOTES

TOP TEN ALL-TIME

BYU head coach Bronco Mendenhall's 49 wins through his first five seasons as an FBS head coach ties him for 10th all-time for best career starts by wins.

Coach, Team	W	L	T	Pct.
Walter Camp, Yale, Stanford	69	2	2	.959
George Woodruff, Penn	67	5	0	.931
Bob Pruett, Marshall	58	9	0	.866
*Bob Stoops, Oklahoma	55	11	0	.833
Pete Carroll, USC	54	10	0	.844
Larry Coker, Miami (FL)	53	9	0	.855
*Mark Richt, Georgia	52	13	0	.800
Barry Switzer, Oklahoma	51	5	2	.896
John Robinson, USC	50	8	2	.850
R.C. Slocum, Texas A&M	49	12	1	.798
Lloyd Carr, Michigan	49	13	0	.790
*Bronco Mendenhall	49	15	0	.766
Frank Solich, Nebraska	49	16	0	.754

*active

Coach Mendenhall began the season as the fourth-winningest active coach by percentage with a minimum of five years at an FBS school.

Coach, Team	Yrs.	W	L	T	Pct.
1. Urban Meyer, Florida	9	96	18		.842
2. Bob Stoops, Oklahoma	11	117	29		.801
3. Mark Richt, Georgia	9	90	27		.769
4. Bronco Mendenhall, BYU	5	49	15		.766

UP OR DOWN

Following is a break down of the BYU coaching staff's location during the game:

In the Pressbox	Lance Reynolds (RB) Nick Howell (OLB)
On the Field	Bronco Mendenhall (HC) Robert Anae (OC) Jaime Hill (DC/DB) Brandon Doman (QB) Mark Weber (OL) Patrick Higgins (STC/WR) Paul Tidwell (ILB) Steve Kaufusi (DL)

PROFESSIONAL EXPERIENCE

The BYU coaching staff has four members who have played football in the National Football League or the old USFL. Associate Head Coach and running backs coach Lance Reynolds was drafted by the Pittsburgh Steelers in 1978 and also played at Philadelphia. Offensive coordinator Robert Anae was drafted in the third round by the New Jersey Generals of the USFL. Quarterbacks coach Brandon Doman was drafted by the San Francisco 49ers in 2002 and also played with the Washington Redskins. Steve Kaufusi also has NFL experience.

BEST OF THE BUNCH

Following the 2004 season, Bronco Mendenhall was one of 13 men who received their first head football coaching job at the Football Bowl Subdivision (Division I-A) level. Of those 13 coaches, Bronco Mendenhall has compiled one of the best overall records to date. Following is a list of the coaches and their current records.

HEAD COACH, SCHOOL

HEAD COACH, SCHOOL	RECORD
Bronco Mendenhall, BYU	50-18
Kyle Whittingham, Utah	51-17
Mike Gundy, Oklahoma State	39-27
Dave Wannstedt, Pittsburgh	36-28
Bill Cubit, Western Michigan	35-29
Skip Holtz, Eastern Carolina	Resigned Jan. 14, 2010
Charlie Weis, Notre Dame	Fired Nov. 30, 2009
Mark Snyder, Marshall	Resigned on Nov. 29, 2009
Mike Sanford, UNLV	Fired on Nov. 16, 2009
Shane Montgomery, Miami (OH)	Resigned on Nov. 29, 2008
Brent Guy, Utah State	Fired on Nov. 17, 2008
Greg Robinson, Syracuse	Fired on Nov. 17, 2008
Ed Orgeron, Mississippi	Fired on Nov. 24, 2007

BYU COACHING STAFF

Head Coach	Bronco Mendenhall, 6th yr.
Assistant Head Coach/Running Backs	Lance Reynolds, 28th yr.
Offensive Coordinator	Robert Anae, 6th yr.
Defensive Coordinator/Secondary	Jaime Hill, 5th yr.
Quarterbacks	Brandon Doman, 6th yr.
Offensive Line	Mark Weber, 4th yr.
Wide Receivers/Special Teams Coordinator	Patrick Higgins, 6th yr.
Defensive Line	Steve Kaufusi, 9th yr.
Outside Linebackers	Nick Howell, 4th yr.
Inside Linebackers/Recruiting	Paul Tidwell, 10th yr.
Head Strength and Conditioning	Jay Omer, 10th yr.

BYU SUPPORT STAFF

Director of Football Operations	Duane Busby
Equipment Manager	Mick Hill
Head Trainer	Kevin Morris
Assistant Trainer	Jeff Hurst
Strength & Conditioning	Justin McClure
Graduate Assistant, Defense	Kelly Poppinga
Graduate Assistant, Offense	Shaun Nua
Intern, Defense	Kelly Bills
Intern, Defense	Jason Walker
Orthopedic Surgeon	Dr. Kirt Kimball
Team Physician	Dr. Mitch Pratte
Video Coordinator	Lane Olson
Assistant to Head Coach	Carey Hoki
Football Secretary	Shirley Johnson
High School Relations Coordinator	Patrick Hickman
Academic Coach	Jim Hamblin
Media Relations Director	Brett Pyne
Asst. Media Relations Director	Jordan Christiansen
Special Events Director	Larry Duffin
Ticket Manager	David Miles
Director, Photo Services	Mark Philbrick



2010 COUGAR FOOTBALL HEAD COACH BRONCO MENDENHALL



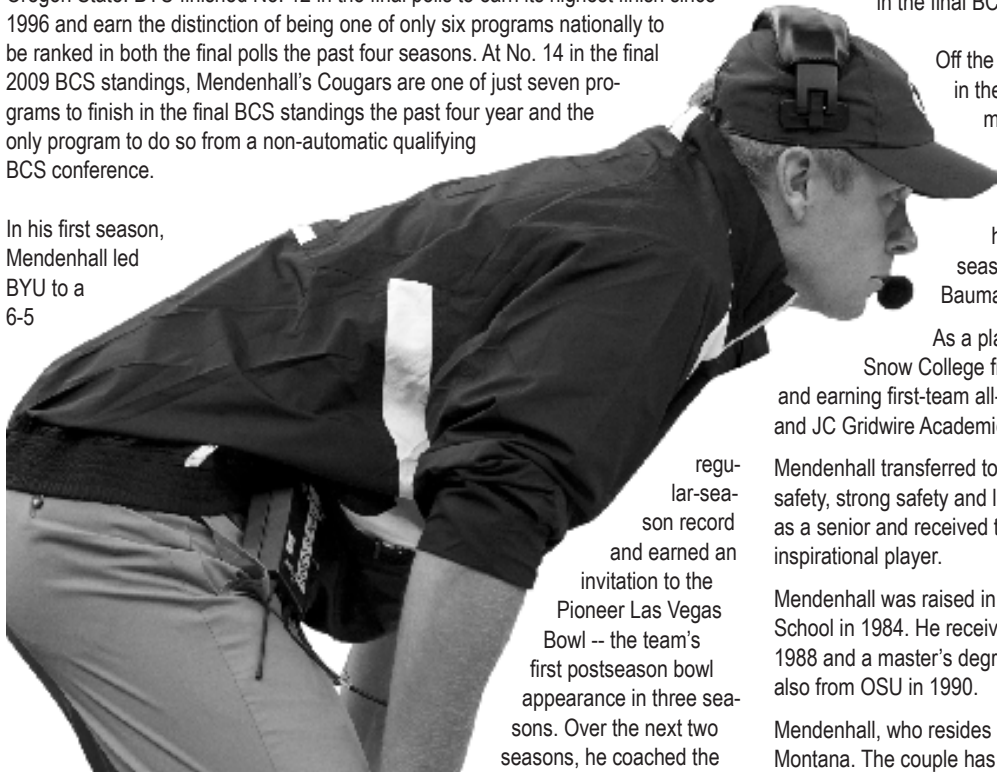
BRONCO MENDENHALL SIXTH SEASON

During his first five seasons as the head coach at Brigham Young University, Bronco Mendenhall has returned the Cougars to the ranks of the nation's top teams. Taking over a BYU program in 2005 that was coming off three losing seasons, Mendenhall has guided his teams to five straight bowl invitations, two outright Mountain West Conference championships and consistent national top-25 rankings.

Under his leadership, the Cougars earned a 49-15 record in his first five years--the best record of any first-time head coach over the past five seasons and a mark topped by only 11 coaches overall. Mendenhall's .766 winning percentage entering the season ranked No. 4 among all active FBS head coaches with at least five years of experience. Mendenhall has led BYU to bowl wins in three of the last four years while achieving a 43-9 record in that span, a ledger topped by only four other teams--Boise State, Florida, Texas and Ohio State. In doing so, the Cougars have achieved four straight seasons with 10 or more wins for the first time in school history.

While recording an 11-2 record and 7-1 league mark, Mendenhall's 2009 team went 3-1 against ranked opponents, including a 14-13 season-opening win over No. 3 Oklahoma and a 44-20 season finale Maaco Bowl Las Vegas victory over No. 16 Oregon State. BYU finished No. 12 in the final polls to earn its highest finish since 1996 and earn the distinction of being one of only six programs nationally to be ranked in both the final polls the past four seasons. At No. 14 in the final 2009 BCS standings, Mendenhall's Cougars are one of just seven programs to finish in the final BCS standings the past four year and the only program to do so from a non-automatic qualifying BCS conference.

In his first season, Mendenhall led BYU to a 6-5



regular-season record and earned an invitation to the Pioneer Las Vegas Bowl -- the team's first postseason bowl appearance in three seasons. Over the next two seasons, he coached the

Cougars to back-to-back 11-win seasons and claimed consecutive MWC titles with a combined record of 16-0 against league opponents.

In 2008, BYU posted a 10-2 regular season to achieve three straight 10-win seasons for only the third time in school history. In doing so, Mendenhall's teams became the first in Cougar history to go unbeaten at home over three consecutive seasons.

The Cougars have received five straight bowl invitations for the first time since a string of 17 consecutive bowls invitations from 1978 through 1994. Mendenhall is the only coach in BYU football history to take his first five teams to a bowl game.

Following the 2006 season, Mendenhall was named the American Football Coaches Association Region IV Coach of the Year. In addition, Mendenhall was named by the Football Writers Association of America one of nine finalists for the prestigious Eddie Robinson Coach of the Year Award.

In 2007, BYU finished the season ranked No. 17 in the final BCS standings--three places higher than the 2006 Cougars. In the final polls of the season, BYU finished ranked 14th in both the Associated Press and USA Today Coaches Poll. Defensively, BYU ranked 9th in the nation, allowing just 18.5 points per game.

In 2008, BYU earned a spot in the national polls each week of the season, including a ranking as high as No. 7. With just two regular-season blemishes on its resume with road losses at No. 6 Utah and No. 11 TCU, BYU earned a No. 16 ranking in the final BCS standings and an invitation to the 2008 Las Vegas Bowl.

Off the field, BYU has had five Academic All-American citations in the past two seasons. In 2008, only Penn State (4) placed more student-athletes on the ESPN the Magazine Academic All-America First Team. Cougar starters David Oswald (offensive tackle), Matt Bauman (linebacker) and Kellen Fowler (safety) each earned the high honor as BYU had three first-teamers for the first time during the same season. In 2009, Scott Johnson earned first-team honors and Bauman was a second-team selection.

As a player, Mendenhall was a two-year starter at cornerback for Snow College from 1984-85, winning the NJCAA National Championship and earning first-team all-conference, all-region, second-team NJCAA All-America and JC Gridwire Academic All-America honors.

Mendenhall transferred to Oregon State and was a two-year starter, playing free safety, strong safety and linebacker for the Beavers. Mendenhall was a team captain as a senior and received the Leo Gribkoff Memorial Award, given to the team's most inspirational player.

Mendenhall was raised in Alpine, Utah, and graduated from American Fork High School in 1984. He received a bachelor's degree in education from Oregon State in 1988 and a master's degree in education with an emphasis in exercise physiology also from OSU in 1990.

Mendenhall, who resides in Alpine, Utah, is married to Holly Johnston of Missoula, Montana. The couple has three sons.

Coaching Experience:

Oregon State (1989-90)
Graduate assistant; defensive line

Snow College (1991-92)
Defensive coordinator; secondary

Northern Arizona (1993-94)
Secondary (1993)
Co-defensive coordinator; secondary (1994)

Oregon State (1995-96)
Defensive line (1995)
Defensive coordinator; secondary (1996)

Louisiana Tech (1997)
Secondary

New Mexico (1998-02)
Defensive coordinator; secondary (1998-02)
Assistant head coach (2002)

Brigham Young (2003-present)
Head Coach (2005-present)
AFCA Region 5 Coach of the Year (2006)
MWC Coach of the Year (2006)
Defensive coordinator (2003-04)
BYU Cougar Club Assistant Coach of the Year (2003)



2010 COUGAR FOOTBALL MEDIA INFORMATION

WEEKLY MEDIA BREAKFAST MONDAYS AT LEGENDS GRILLE



Head coach Bronco Mendenhall and selected players will participate in the weekly football media breakfast. The weekly

event will be held on Mondays throughout the season on the second floor of Legends Grille in the Student Athlete Building. Breakfast will be served at 9:30 a.m. and the press conference will begin promptly at 10:00 a.m. A partial transcript of Mendenhall's statements will be available on www.byucougars.com.

COACH'S SHOWS ON KSL

RADIO - "BYU Football with Head Coach Bronco Mendenhall," Presented by University Parkway Ken Garff Dealers is broadcast Wednesday nights at 7:00pm from the President's Loge at LaVell Edwards Stadium. A live audience will be in attendance as Greg Wrubell and Coach Mendenhall, along with current and former players, discuss BYU Football and highlight its core pillars of "Tradition, Spirit and Honor."

TELEVISION - "BYU Football with Coach Bronco Mendenhall" Presented by Siegfried and Jensen can be seen Sunday nights during the season at 11:00pm. Greg Wrubell will host a fast-paced half hour featuring highlights, interviews, and exciting new features like "BYU X and O's," as Bronco Mendenhall takes viewers into the film room to discuss strategy, tactics and terminology. BYU's foundational values of "Tradition, Spirit and Honor" will be a weekly theme.

STATIONS ON THE COUGAR SPORTS NETWORK INCLUDE:

KMGR 95.9 FM
Manti, UT

KUNF 1210 AM
St. George, UT

KTHK 105.5 FM
Pocatello, Blackfoot, Idaho Falls, ID

KIOV 1450 AM
Boise, ID

MEDIA AVAILABILITY

Media access to conduct interviews will be provided on Monday, Tuesday and Wednesday each week as well as postgame interviews on game day. As a general rule the following schedule will be followed: Monday morning press conference (Coach Mendenhall and select players), Tuesday after practice (players and coaches) and Wednesday after practice (players and coaches). Practice sessions during the season are closed. Depending on circumstances such as classes, exams and other obligations or considerations, some players may not always be available during the specified media availability times. We will work to accommodate your interview needs whenever possible.

Coach Mendenhall and select players will participate each Monday morning at 10 a.m. MT in a weekly media breakfast press conference. Mendenhall is also available on the MWC teleconference call each Tuesday at 11 a.m. MT.

Post-Game: Following games, Coach Mendenhall, as well as selected players will be available for post-game interviews. For games at Edwards Stadium, Coach Mendenhall will participate in a post-game press conference, along with selected players. The BYU locker room is closed.

ON THE AIR

The exclusive radio home of BYU Football and flagship of the Cougar Sports Network is KSL Newsradio in Salt Lake City. The "Voice of the Cougars" is Greg Wrubell, now in his 10th season as play-by-play commentator. A BYU alum, Wrubell is in his 19th year on the broadcast crew, having served as the sideline reporter before stepping into the booth.

Wrubell's on-air partner and game analyst is former Cougar quarterback Marc Lyons, who begins his 30th season on the BYU Football broadcasts. Former Cougar defensive back and 2009 team captain Scott Johnson makes his debut reporting from the sidelines, while Andrew Adams returns for his third season as gameday host in the "Cougar Scoreboard Studio." The following is a rundown of KSL's weekly programming and broadcast details:

MONDAY-FRIDAY

7:43 a.m. and 5:43 p.m. - "Cougar Tracks" with Greg Wrubell

WEDNESDAY

7:00p.m. - "BYU Football with Head Coach Bronco Mendenhall," Presented by University Parkway Ken Garff Dealers

GAMEDAYS:

2 hours before kickoff: "Cougar Countdown Show"

1 hour before kickoff: "Cougar Pregame Scoreboard Show"

35 minutes before kickoff: "Cougar Pregame Coach's Show"

25 minutes before kickoff: "Cougar Kickoff Show"

Halftime: "Cougar Halftime Scoreboard Show"

Postgame: "Cougar Postgame Scoreboard Show," "Cougar Locker Room Show," "Cougar Postgame Coach's Show," "Cougar Call-In Show," "Cougar Replay."

All BYU Football programming is streamed live on ksl.com and available for download and podcast. All game broadcasts are archived online. KSL's gameday broadcast is also streamed online at byuradio.org, and can be heard on Dish Network Channel 980.

KSL NEWSRADIO

102.7_{FM} 1160_{AM}



2010 COUGAR FOOTBALL PLAYERS TO WATCH

OTHER PLAYERS TO WATCH...

LUKE ASHWORTH-WR

In his best game as a Cougar, Ashworth caught five passes for a career-high 91 yards and one touchdown against Utah State on Oct. 2, 2009, including a long pass for 48 yards. He ranked second on the team with 29 receptions and has averaged 14.2 yards per catch in his three-year career.

BRANDON BRADLEY-DB

Bradley's 48 solo tackles in 2009 ranked second on the team while ranking fourth with 64 tackles overall. He is a three-year letterwinner, playing 32 games with 16 starts in his career.

TERENCE BROWN-OL

Brown received College Football News All-Sophomore Team honorable mention last year after starting every game at right guard. The starting center this season, Brown helped the offensive unit rank No. 1 in the nation in third-down conversion percentage in 2009.

O'NEILL CHAMBERS-WR/KR/PR

Chambers ranked second on the team with 32 receptions last season while ranking No. 2 in the MWC and 34th nationally with a 25.6 yard per kickoff return average. In 2009, Chambers had a career-long kick return of 97 yards and a career-long punt return of 43 yards. In 2008, his 35 kick returns set a BYU and MWC record for most kickoff returns in a season. Chambers is currently serving the second of a two-game suspension against Utah State.

JD FALSLEV-KR

A quick, shifty freshman from Sky View High in Logan, Falslev will look to spark the Cougars as one of two primary punt returners.

J.J. DI LUIGI 5-9, 198, JR.



SOPHOMORE - (2009): Earned letterman honors as a sophomore ... saw action in all 13 games ... totaled 248 yards on 45 carries and three touchdowns ... recorded a career-long 38 yard run at UNLV ... ran for a career-high 71 yards in the Tulane game ... recorded two rushing touchdowns against the Green Wave ... caught 22 passes for 270 yards and four touchdowns ... averaged 12.3 yards per catch ... recorded a career-high 94 yards receiving against Wyoming ... caught two touchdowns against the Cowboys ... had a long pass of 44 yards in that game ... recorded 11 kick returns for 264 yards, averaging 24 yards per return ... had a long return of 38 yards against Utah State.

FRESHMAN - (2008): Earned letterman honors as a redshirt freshman ... saw action in 11 games ... contributor on special teams ... totaled three tackles on the season ... gained 48 rushing yards on 13 carries, averaging 3.7 yards per carry ... ran for a season-high 34 yards against UCLA.

REDSHIRT - (2007): Redshirted the 2007 season as a true freshman due to a foot injury.

STATISTICS

Rushing						
YEAR	GP	ATT	YDS	AVG	TD	LONG
2008	11	13	48	3.4	0	15
2009	13	45	248	5.5	3	38
TOTAL	24	58	296	5.1	3	38

Receiving					
YEAR	REC	YDS	AVG	TD	LONG
2009	22	270	12.3	4	44
TOTAL	22	270	12.3	4	44

Kick Returns					
YEAR	NO	YDS	AVG	TD	LG
2009	11	264	24.0	0	38
TOTAL	2	19	9.0	0	18

MCKAY JACOBSON 5-11, 189, JR.



SOPHOMORE - (2009): Earned letterman honors as a sophomore ... started nine games at wide receiver ... started the first four games before suffering a hamstring injury, forcing him to sit out the next four games ... Academic All-MWC ... totaled 556 yards and four touchdowns on 23 receptions ... averaged 24.2 yards per catch, ranking No. 4 in the nation among receivers who averaged at least one catch per game and No. 3 among receivers with as many yards as him ... caught the game-winning touchdown in BYU's season opener against No. 3 Oklahoma ... recorded a season-high 111 yards receiving against Florida State, including an 80-yard reception ... recorded two punt returns ... averaged 13 yards on three kick returns.

FRESHMAN - (2006): Selected as the team offensive rookie of the year ... his 77-yard punt return for a touchdown against Wyoming was the first punt return for a TD in 113 games for the Cougars ... that was Jacobson's first-ever punt return ... had TD catches of 28 and 20 yards against UNLV, and a 20-yard TD catch against New Mexico, ... had three catches for 105 yards at Colorado State, including a season-long 52-yarder ... had 28 catches for 547 yards and three receiving TDs ... also had two punt returns for 75 yards and had seven kickoff returns for 128 yards ... participated in Spring Camp after graduating from high school in December ... saw considerable action at receiver and as a return specialist on special teams during Spring Camp.

STATISTICS

Receiving							
Yr	Gms	Rec	Yds	TD	Long	Avg./R	Avg./G
2006	13	28	547	3	52	19.5	42.1
2009	9	23	556	4	80	24.2	61.8
TOTAL	22	51	1103	7	80	21.6	58.1

Punt Returns					
YEAR	NO	YDS	AVG	TD	LG
2006	2	75	37.5	1	77
2009	2	2	1.0	-	2
TOTAL	4	77	19.25	1	77

Kick Returns					
YEAR	NO	YDS	AVG	TD	LG
2006	7	128	18.3	-	32
2009	3	39	3.0	-	16
TOTAL	10	167	16.7	-	32



2010 COUGAR FOOTBALL PLAYERS TO WATCH

OTHER PLAYERS TO WATCH...

BRADEN HANSEN-OL

Hansen started every game as a freshman at left guard for the Cougars, earning first-team Freshman All-America honors from the Football Writers Association and Phil Steele in 2009 in addition to a College Football News honorable mention. He is also excelling in the classroom, having earned Mountain West Conference All-Academic honors last season.

CODY HOFFMAN-WR

After redshirting last season, Hoffman was tabbed by head coach Bronco Mendenhall as the fourth wide receiver following a strong showing in fall camp. A 6-foot-4, 200-pound freshman, Hoffman is a long and athletic wideout.

SHANE HUNTER-LB

Hunter will look to enter the starting lineup for the first time in his career this season, replacing 2009 team captain Matt Bauman at middle linebacker. Hunter is seventh among players returning from 2009 on defense with 15 tackles, in addition to one forced fumble and a fumble recovery.

BRYAN KARIYA-RB

Second among returning players in rushing yardage from 2009, Kariya gained 199 yards on the season off 55 rush attempts, an average of 15.3 yards per carry while scoring two touchdowns. Kariya also caught 22 receptions for 186 yards and two touchdowns. His biggest reception came in the first game of the season against No. 3 Oklahoma when Kariya went for a career-high 49 yards on a key pass play. The junior is also an MWC Scholar Athlete.


BRIAN LOGAN 5-6, 176, SR.



JUNIOR - (2009): Earned letterman honors as a junior ... saw action in all 13 games, including 12 starts at corner ... SportsIllustrated.com All-America Honorable Mention ... All-MWC Honorable Mention ... ranked second in the nation with 17 passes defended ... defended an average of 1.31 passes per game, tying the second-highest average in the nation and ranking first in the MWC ... totaled 44 tackles on the season, including 31 solo ... had four tackles for a combined loss of nine yards ... led the team with 14 pass breakups ... intercepted passes against Tulane, Colorado State and Wyoming ... had a season-high 11 tackles against Florida State.

YEAR	GMS	SOLO	AST	TOTAL	TFL/YDS	SACKS/YDS	PBU	FR	FF	INT/YD
2009	13	31	13	44	4.0/9	-	14	-	-	3/59
TOTAL	13	31	13	44	4.0/9	-	14	-	-	3/59

MITCH PAYNE 6-2, 210, SR.



JUNIOR - (2009): Earned letterman honors as a junior ... MWC Scholar-Athlete ... Academic All-MWC ... saw action in all 13 games as BYU's primary field goal and PAT kicker ... converted 59-of-61 point-after attempts ... made 10-of-14 field goal attempts ... finished first on the team, scoring 89 points on the season ... became the MWC career PATs made leader with 156 at the conclusion of the 2009 season, surpassing his brother Matt Payne's 150 career PATs made ... converted a career-long 49-yard field goal against Air Force ... set a new MWC record for most PATs made in a game with eight against UNLV ... six PATs in the bowl game against Oregon State set a new BYU bowl record, while the five he converted tied the previous record.

SOPHOMORE - (2008): Earned letterman honors as a sophomore ... saw action in all 13 games as BYU's primary field goal and PAT kicker ... Academic All-MWC ... converted 54-of-56 point-after attempts ... made 10-of-14 field goal attempts ... finished third on the team, scoring 84 points on the season ... converted on a

season-long 46-yard field goal.

FRESHMAN - (2007): Earned 2007 Academic All-Mountain West Conference honors ... converted 43-of-45 point-after attempts ... scored a total of 73 points on the season, including 43 PAT's and 10 field goals ... made 10-of-14 field goals, including a season-long of 42 yards against Air Force ... averaged 60.7 yards per kickoff.

REDSHIRT - (2006): Redshirted the 2006 season.

STATISTICS

Field Goals										
YEAR	FG	PCT	01-19	20-29	30-39	40-49	50-99	LG	BLK	
2007	10-14	71.4	0-0	7-7	2-3	1-3	0-1	42	2	
2008	10-14	71.4	0-0	4-4	3-6	3-4	0-0	46	1	
2009	10-14	71.4	0-0	4-4	2-3	4-7	0-0	49	1	
TOTAL	30-42	71.4	0-0	15-15	7-12	8-14	0-1	49	4	

Kickoffs					
YEAR	NO	YDS	AVG	TB	OB
2007	44	2669	60.7	0	5
2008	3	177	59.0	0	0
2009	21	1199	63.3	3	2
TOTAL	68	4045	59.5	3	7

Point-After Attempts	
YEAR	NO
2007	43-45
2008	54-56
2009	59-61
TOTAL	156-162

JORDAN PENDLETON 6-2, 228, JR.



SOPHOMORE - (2009): Earned letterman honors as a sophomore ... saw action in all 13 games, including 10 starts at outside linebacker ... totaled 52 tackles on the season, including 30 solo ... had six tackles for a combined loss of 36 yards ... recorded two sacks against New Mexico and one against Utah ... had three pass breakups and five quarterback hurries ... recorded an interception at UNLV on a pass intended to go out of bounds ... recovered a fumble against Tulane ... had a career-high eight tackles against New Mexico.

FRESHMAN - (2008): Earned letterman honors as a freshman ... saw action in eight games ... contributor on special teams ... totaled three tackles on the season, including two solo takedowns ... recorded his first career interception in BYU's 44-0 shutout win over Wyoming.

REDSHIRT - (2007): Redshirted as a true freshman.

STATISTICS

YEAR	GMS	SOLO	AST	TOTAL	TFL/YDS	SACKS/YDS	PBU	QB	FR	FF	INT/YD
2008	8	2	1	3	-	-	-	-	-	-	1/-1
2009	13	30	22	52	6.0/36	3.0/31	3	5	1	-	1/0
TOTAL	21	32	23	55	6.0/36	3.0/31	3	5	1	-	2/-1



2010 COUGAR FOOTBALL PLAYERS TO WATCH

OTHER PLAYERS TO WATCH...

EATHYN MANUMALEUNA-DL

Best known for preserving a 17-16 win over UCLA in the 2007 Las Vegas Bowl by blocking a last-second Bruin field goal, Manumaleuna is returning to the Cougar squad after serving a church mission to Oklahoma. Manumaleuna will start at left end on the defensive line for BYU this season after starting every game at nose tackle for the Cougars in 2007. He has 25 tackles and one sack in his one-year career.

ZED MENDENHALL-FB

Mendenhall found a starting spot after fall camp as BYU's fullback, looking to open holes for the rushing attack. A local product from Alpine, Mendenhall's brother, Zeke, is also on the team while his father, Paul, played previously at BYU.

RILEY STEPHENSON-P

Stephenson earned All-Mountain West Conference honorable mention as a true freshman last season, averaging 41.3 yards per punt while also contributing as the Cougars' primary kickoff specialist. His long punt of 60 yards against Oregon State in the Las Vegas Bowl set a BYU bowl game record. Stephenson was named the National Punter of the Week once and honorable mention kickoff specialist twice by College Football Performance Awards.

RICHARD WILSON-TE

Wilson, an All-State tight end at Spanish Fork, leads a slew of freshman tight ends. A redshirt in 2009, the 6-foot-2, 233-pound freshman will see the first action of his career in 2010 while hoping to fill in where Consensus All-American Dennis Pitta, now with the NFL's Baltimore Ravens, left off.

MATT REYNOLDS 6-6, 329, JR.



2010 Preseason All-American
2010 Preseason All-Mountain West Conference
2010 Lombardi Award Watch List
2010 Outland Trophy Watch List

SOPHOMORE - (2009): Named to the All-MWC first team ... College Football News All-Sophomore Team First Team .. earned letterman honors as a sophomore ... Academic All-MWC ... started all 13 games on the season, at left tackle ... played for an offensive unit that led the conference and ranked No. 17 nationally in passing per game (281.46) and No. 21 in total offense (427.15) ... part of a unit that averaged only 1.77 sacks per game ... vital part of an offensive line that helped BYU lead the nation with a 55.62 third-down conversion percentage on the season ... carried out the team flag prior to the Utah game.

FRESHMAN - (2008): Named Freshman All-American by the Football Writers Association of America, Rivals.com, College Football News.com and Sports News ... Academic All-MWC ... recipient of the Cougar Club's Male Rookie of the Year award ... earned letterman honors as a freshman ... started all 13 games in 2008 at left tackle for an offensive unit that led the conference and ranked No. 6 nationally in passing per game (310.38) and No. 16 in total offense (444.77) ... part of a unit that averaged only 1.54 sacks per game ... vital part of an offensive line that helped BYU to a 55.7 third-down conversion percentage on the season (2nd in the nation).

REDSHIRT - (2007): Redshirted after returning from a Church mission.

ANDREW RICH 6-3, 223, SR.



2010 Preseason All-Mountain West Conference

JUNIOR - (2009): All-MWC Second Team selection ... Academic All-MWC ... earned letterman honors as a junior ... started all 13 games at safety ... led the team in tackles with 85, 51 solo ... led the team with four interceptions for 91 yards ... recorded his first career sack against New Mexico ... forced two fumbles in the season opener against No. 3 Oklahoma ... named MWC Defensive Player of the Week following the Oklahoma game ... had 3.5 tackles for loss and three pass breakups ... recovered a fumble in the Utah State game ... had a career-high 12 tackles against New Mexico.

SOPHOMORE - (2008): Earned letterman honors as a sophomore ... saw action in all 13 games, including three starts ... Academic All-MWC ... made his first career start against Colorado State ... totaled 26 tackles on the season, including 13 solo ... intercepted a potentially game-tying touchdown pass in the endzone as time expired against UNLV ... forced a fumble against SDSU ... recovered a fumble at Utah State ... also recorded one pass breakup on the season.

STATISTICS

YEAR	GMS	SOLO	AST	TOTAL	TFL/YDS	SACKS/YDS	PBU	INT	FR	FF	BLK/K
2008	13	13	13	26	-	-	1	1	1	-	-
2009	13	51	34	85	3.5/4	1.0/1	3	4	1	2	-
TOTAL	26	64	47	111	3.5/4	1.0/1	4	5	2	3	-

VIC SO'OTO 6-3, 265, SR.



JUNIOR - (2009): Earned letterman honors as a senior ... saw action in 10 games ... totaled 10 tackles on the season as a member of the defensive line ... had four tackles for loss, including on sack against Colorado State ... a career-high two tackles for loss at Tulane.

MEDICAL REDSHIRT - (2008): Started the first two games of the season before suffering a season-ending leg injury ... totaled five tackles, including three solo at linebacker ... also recorded one quarterback hurry and one forced fumble against Northern Iowa.

SOPHOMORE - (2007): Earned letterman honors ... saw action in all 13 games at both tight end and on special teams ... credited with 12 receptions for 124 yards ... had a season-high two receptions for 33 yards in the Cougars' season-opening victory against Arizona ... averaged over 10 yards per reception.

REDSHIRT - (2006): Saw action in the first two games of the season ... redshirted the 2006 season due to a

season-ending injury.

FRESHMAN - (2005): Played in 11 games during the season ... started one game ... saw action on special teams and at tight end.

STATISTICS

YEAR	GMS	SOLO	AST	TOTAL	TFL/YDS	SACKS/YDS	PBU	QBH	FR	FF
2008	2	3	2	5	-	-	-	1	-	1
2009	10	6	4	10	4.0/25	1.0/1	-	-	-	-
TOTAL	12	9	6	15	4.0/25	1.0/1	-	1	-	1



2010 COUGAR FOOTBALL

SCORING DRIVES/SUPERLATIVES

2010 SCORING DRIVES

vs. Washington

9 plays, 66 yards TOP 3:53

8 plays, 47 yards TOP 2:36

11 plays, 58 yards TOP 5:33

3 plays, 48 yards TOP 0:56

vs. Air Force

12 plays, 74 yards TOP 5:17

5 plays, 49 yards TOP 2:43

vs. Florida State

7 plays, 49 yards TOP 3:14

11 plays, 71 yards TOP 1:56

vs. Nevada

5 plays, 36 yards TOP 1:31

11 plays, 35 yards TOP 2:58

9 plays, 65 yards TOP 3:36

2010 BYU SUPERLATIVES

Overall Record	1-3
Current Streak	L3
MWC Record	0-1
Current Streak	L1
All-Time MWC Record	59-24 (.711)
Non-Conference Record	1-2
Current Streak	L2
2010 Home Record	1-1
Current Streak	L1
2010 Road Record	0-2
Current Streak	L2
2010 Neutral Record	0-0
Current Streak	W2
Day Games	1-3
Current Streak	L3
Night Games	0-0
Current Streak	L1
Friday Games (since 2000)	7-3
Current Streak	W2
When BYU Wins Coin Toss	0-1
When BYU Loses Coin Toss	1-2
When BYU Leads After First Quarter	0-1
When BYU Trails After First Quarter	1-2
When Tied After First Quarter	0-0
When BYU Leads at the Half	0-0
When BYU Trails at the Half	1-3
When Tied at the Half	0-0
When BYU Leads After Third Quarter	1-0
When BYU Trails After Third Quarter	0-3
When Tied After Third Quarter	0-0
Record in August	0-0
Streak	W4
Record in September	1-3
Streak	L3
Record in October	0-0
Streak	L1
Record in November	0-0
Streak	W4
Record in December	0-0
Streak	W1
Record vs. Top-25 Teams	0-0
Streak	W2
Record vs. Non-Ranked Teams	1-3
Streak	L3
Record When BYU has 100-Yard Rusher	0-1
Streak	L1
Record When Opponent has 100-Yard Rusher	0-3
Record When BYU has 300-Yard Passer	0-0
Record When Opponent has 300-Yards Passer	0-0
When BYU Scores First	0-1
When Opponent Scores First	1-2
On ESPN	0-0
On ESPNU	0-1
On VERSUS	0-1
On The Mtn	0-1
On CBS-CS	1-0



2010 COUGAR FOOTBALL LAST TIME

SPECIAL TEAMS

A KICKOFF WAS RETURNED FOR A TD:

BYU: 1998, M. Rigell at Hawaii, 96 yards (W, 31-9)
Opp: 2009, D. Purvis at UNLV, 94 yards (W, 59-21)

A FIELD GOAL WAS BLOCKED:

BYU: 2009 by A. Rich at New Mexico (W, 24-19)
Opp: 2009 by B. Garland vs. Air Force (W, 38-21)

A BLOCKED FG RESULTED IN A TD:

BYU: 2001, R. Denney at SDSU (W, 59-21)

A PUNT WAS BLOCKED:

BYU: 2009, M. Marshall vs. CSU (W, 42-23)
Opp: 2006, by C. Tennial vs. Tulsa (W, 49-24)

A BLOCKED PUNT RESULTED IN A TD:

BYU: 2004, by G. Lovely at Air Force (W, 41-24)
Opp: 2005, by C. Wells, TD by G. Rybak vs. Air Force (W, 62-41)

A PAT WAS BLOCKED:

BYU: 2008, J. Jorgensen at Washington (W, 28-27)
Opp: 2009, vs. Oregon State (W, 44-20)

A PUNT WAS RETURNED FOR A TD:

BYU: 2006, M. Jacobson (77 yards) vs. Wyoming (W, 55-7)
Opp: 2001, C. Owens at Hawai'i (L, 72-45)

A TWO-POINT PAT WAS CONVERTED:

BYU: 2010, R. Nelson vs. Washington (W, 23-17)
Opp: 2009, D. Reed vs. Utah (W, 26-23)

A KICKER MADE FOUR FIELD GOALS:

BYU: 2000, O. Pochman 4 at Utah (W, 34-27)
Opp: 2009, J. Phillips 5 vs. Utah (W, 26-23)

THE GAME WAS WON ON A LAST SECOND FG:

BYU: 2001, at Mississippi State (W, 41-38)
Opp: 2006, at Arizona (L, 16-13)

HAD A 60-YARD PLUS PUNT:

BYU: 2008, C. Santiago 62 yards at Utah (L, 24-48)
Opp: 2009, A. McCoy 70 yards at Wyoming (W, 52-0)

DID NOT PUNT DURING ENTIRE GAME:

BYU: 2009, at Tulane (W, 54-3)

MISC. OFFENSE

HAD OVER 600 YARDS IN TOTAL OFFENSE:

BYU: 2009, 611 at UNLV (W, 59-21)
Opp: 2001, 646 vs. Hawai'i (L, 72-45)

SCORED 50 POINTS:

BYU: 2009, at Wyoming (W, 52-0)
Opp: 2009, vs. Florida State (L, 28-54)

SCORED 60 POINTS:

BYU: 2005, vs. Air Force (W, 62-41)
Opp: 2001, Hawai'i (L, 72-45)

SCORED DOUBLE-DIGITS IN ALL FOUR QUARTERS:

BYU: 2009, at UNLV (W, 59-21)

THE PASSING GAME

SCORED ON OVER 50-YARD PASS PLAY:

BYU: 2009, M. Jacobson 79 yards from M. Hall at Wyoming (W, 52-0)
Opp: 2009, A. Hicks 75 yards from A. Dalton vs. TCU (L, 7-38)

SCORED ON OVER 70-YARD PASS PLAY:

BYU: 2009, M. Jacobson 79 yards from M. Hall at Wyoming (W, 52-0)
Opp: 2009, A. Hicks 75 yards from A. Dalton vs. TCU (L, 7-38)

A RECEIVER HAD A 150-YARD GAME:

BYU: 2008, A. Collie 155 yards, D. Pitta 175 yards at CSU (W, 45-42)
Opp: 2009, T. Liggett 156 yards vs. CSU (W, 42-23)

A RECEIVER HAD 10 OR MORE RECEPTIONS:

BYU: 2008, A. Collie 11 vs. Arizona (L, 21-31)
Opp: 2009, T. Liggett 11 vs. CSU (W, 42-23)

A QUARTERBACK HAD 25 COMPLETIONS:

BYU: 2009, M. Hall 33 vs. Air Force (W, 38-21)
Opp: 2009, D. Porterie at New Mexico (W, 24-19)

A QUARTERBACK HAD 40 PASS ATTEMPTS:

BYU: 2010, J. Heaps 45 vs. Nevada (W, 13-27)
Opp: 2009, S. Canfield 40 vs. Oregon State (W, 44-20)

A QB HAD THREE OR MORE TD PASSES:

BYU: 2009, M. Hall 3 vs. Oregon State (W, 44-20)
Opp: 2009, A. Dalton 3 vs. TCU (L, 7-38)

A WR HAD THREE OR MORE TD RECEPTIONS:

BYU: 2008, A. Collie 3 at CSU (W, 45-42)
Opp: 2007, C. Heinz 3 at Tulsa (L, 55-47)

THERE WAS A 400-YD PASSER:

BYU: 2008, M. Hall 486 vs. Northern Iowa (W, 41-17)
Opp: 2007, P. Smith 454 yds at Tulsa (L, 55-47)

HAD OVER 500 YARDS PASSING:

BYU: 2007, M. Hall 537 yds at Tulsa (L, 55-47)
Opp: 2001, Rolovich 543 Hawai'i (L, 72-45)

DID NOT THROW A TD PASS:

BYU: 2010, vs. Nevada (L, 13-27)
Opp: 2009, vs. Utah (W, 26-23)

HAD LESS THAN 100 YARDS PASSING:

BYU: 2010, 88 yards at Air Force (L, 14-35)
Opp: 2010, 68 yards at Air Force (L, 14-35)

THE RUNNING GAME

A RUSHER HAD MORE THAN 30 CARRIES:

BYU: 2005, C. Brown 31 vs. Colorado State (W, 24-14)
Opp: 2003, J. Jones 35 at Notre Dame (L, 33-14)

THERE WAS A 100-YARD RUSHER:

BYU: 2010, J. Di Luigi 103 yards at Air Force (L, 14-35)
Opp: 2010, V. Taua 133 yards vs. Nevada (L, 13-27)

THERE WERE TWO 100-YARD RUSHERS:

BYU: 2006, C. Brown 148, M. Hague 123 vs. UNLV (W, 52-7)
Opp: 2005, Q. Ganther 131 and B. Ratliff 112 vs. Utah (L, 41-34)

THERE WERE THREE 100-YARD RUSHERS:

BYU: 2001, L. Staley 142, B. Doman 116, B. McDonald 110; vs. Tulane (W, 70-35)

A RUNNING BACK HAD FOUR RUSHING TDS:

BYU: 2005, C. Brown 4 vs. Air Force (W, 62-41)
Opp: 2002, C. Harridge 4 Air Force (L, 52-9)

HAD 300 OR MORE YARDS RUSHING:

BYU: 2007, 311 at San Diego State (W, 48-27)
Opp: 2010, 409 at Air Force (L, 14-35)

HAD LESS THAN 100 NET YARDS RUSHING:

BYU: 2010, 91 vs. Nevada (L, 13-27)
Opp: 2009, 88 vs. Oregon State (W, 44-20)

THERE WAS A 200-YARD RUSHER:

BYU: 2005, C. Brown 219 vs. Air Force (W, 62-41)
Opp: 2001, Childs 237 vs. Colorado State (W, 56-34)

SCORED ON OVER 50-YARD RUN PLAY:

BYU: 2009, H. Unga 52 yards at UNLV (W, 59-21)
Opp: 2010, C. Thompson 83 yards at Florida State (L, 10-34)

SCORED ON OVER 70-YARD RUN PLAY:

BYU: 2006, M. Hague 87 yards vs. UNLV (W, 52-7)
Opp: 2010, C. Thompson 83 yards at Florida State (L, 10-34)

DEFENSE

INTERCEPTION RETURNED FOR A TD:

BYU: 2008, D. Nixon vs. Wyoming 19 yards (W, 44-0)
Opp: 2009, G. Reid vs. Florida State 63 yards (L, 28-54)

A FUMBLE WAS RETURNED FOR A TD:

BYU: 2009, M. Bauman vs. Oregon State (W, 44-20)
Opp: 2008, M. Sisson at CSU (W, 45-42)

A SAFETY WAS SCORED:

BYU: 2010, vs. Washington (W, 23-17)
Opp: 2004, at Boise State (L, 28-27)

THERE WAS A SHUTOUT:

BYU: 2009, at Wyoming (W, 52-0)
Opp: 2003, vs. Utah (L, 3-0)

DEFENSE HAD A SHUTOUT IN THE FIRST HALF:

BYU: 2009, at Wyoming (W, 52-0)
Opp: 2008, at TCU (L, 32-7)

A DEFENDER HAD TWO INTERCEPTIONS:

BYU: 2009, A. Rich vs. Air Force (W, 38-21)
Opp: 2008, J. Dale at Utah (L, 24-48)

A DEFENDER HAD THREE INTERCEPTIONS:

BYU: 2000, Smith vs. Wyoming (W, 19-7)

MISCELLANEOUS

DEFEATED A RANKED OPPONENT:

BYU: 2009, vs. No. 18 Oregon State (W, 44-20)
Opp: 2010, at Air Force (L, 14-35)

DID NOT SCORE A TOUCHDOWN:

BYU: 2005, vs. Boston College (L, 20-3)
Opp: 2009, at Wyoming (W, 52-0)

NO TURNOVERS:

BYU: 2010 vs. Nevada (L, 13-27)
Opp: 2010 vs. Washington (W, 23-17)

A TEAM ONLY HAD ONE PENALTY:

BYU: 2010, vs. Nevada (L, 13-27)
Opp: 2006, at Air Force (W, 33-14)

THE LAST TIME OVERTIME WAS PLAYED:

BYU: 2009, vs. Utah (W, 26-23)

TEAM WAS AHEAD AT HALF AND LOST:

BYU: 2007, at Tulsa (ahead 34-31, lost 55-47)
Opp: 2010, vs. Washington (ahead 17-13, lost 23-17)

10 OR MORE PENALTIES BY ONE TEAM:

BYU: 2009, 10 vs. Oklahoma (W, 14-13)
Opp: 2010, 10 at Air Force (L, 14-35)

100+ PENALTY YARDS:

BYU: 2008, 12-123 at Utah State (W, 34-14)
Opp: 2010, 10-125 at Air Force (L, 14-35)

LOST FOUR OR MORE FUMBLES

BYU: 2008, 4 vs. Northern Iowa (W, 41-17)
Opp: 2001, 4 at Hawaii (L, 72-45)

HAD FIVE OR MORE FUMBLES:

BYU: 2008, 5 vs. Northern Iowa (W, 41-17)
Opp: 2008, 5 vs. Northern Iowa (W, 41-17)

A DEFENDER HAD THREE FUMBLE RECOVERIES:

BYU: 2005, J. Luetgerodt at Wyoming (W, 35-21)



2010 COUGAR FOOTBALL

NUMERICAL ROSTER/PRONUNCIATION GUIDE

NO.	PLAYER	POS.	HT.	WT.	YR.	HOMETOWN/LAST SCHOOL
1	Pendleton, Jordan	LB	6-3	239	Jr.	South Jordan, UT / Bingham HS
2	Hoffman, Cody	WR	6-4	205	Fr.	Crescent City, CA / Del Norte HS
3	Lark, James	QB	6-2	202	So.	St. George, UT / Pine View HS
4	Chambers, O'Neill	WR	6-2	211	Jr.	Harmony, FL / Harmony HS
5	Bradley, Brandon	DB	6-0	193	Sr.	Tallahassee, FL / Lincoln HS
6	Jacobson, McKay	WR	5-11	190	Jr.	Southlake, TX / Southlake Carroll HS
7	Logan, Brian	DB	5-6	185	Sr.	Fremont, CA / Foothill College
9	Heaps, Jake	QB	6-1	194	Fr.	Issaquah, WA / Skyline HS
10	Di Luigi, JJ	RB	5-9	190	Jr.	Canyon Country, CA / Canyon HS
11	Johnson, Jordan	DB	5-10	175	Fr.	Springfield, MA / Brooks School
11	Apo, Ross	WR	6-3	202	Fr.	Arlington, TX / The Oakridge School
12	Munns, Jason	QB	6-5	254	Fr.	Kennewick, WA / Southridge HS
13	Nelson, Riley	QB	6-0	201	Jr.	Logan, UT / Utah State
15	Mees, Carter	DB	6-0	195	So.	St. George, UT / Pine View HS
15	Everett, DeQuan	DB	6-3	200	Jr.	Long Beach, CA / Cerritos JC
15	Doman, DJ	WR	6-0	186	Fr.	Pleasant Grove, UT / Pleasant Grove HS
16	Falslev, JD	WR	5-8	175	Fr.	Logan, UT / Sky View HS
17	Jaussi, Landon	DB	6-5	218	Sr.	Wylie, TX / Southern Virginia
18	Wilson, Richard	TE	6-2	233	Fr.	Spanish Fork, UT / Spanish Fork HS
18	Galea'i, Jay	DB	6-0	179	Fr.	Laie, HI / Kahuku HS
19	Marshall, Matt	WR	5-10	172	Jr.	Salt Lake City, UT / Skyline HS
20	Quezada, Joshua	RB	5-11	211	Fr.	La Habra, CA / La Habra HS
21	Tollestrup, Dalin	DB	6-1	175	So.	Raymond, Alberta / U. of Calgary
22	Rich, Andrew	DB	6-3	217	Sr.	Ogden, UT / Snow JC
23	Uale, Travis	DB	6-2	197	Jr.	Hawaii Kai, HI / Kamehameha HS
24	Thomas, Steven	DB	5-11	172	Jr.	Chino Hills, CA / Chino Hills HS
25	Eason, Corby	DB	5-8	172	Jr.	Columbus, GA / Erie CC
26	Buckner, Robbie	DB	5-10	176	So.	Ashdown, AR / Ashdown HS
27	Foote, David	RB	5-11	208	So.	Washington, UT / Pine View HS
28	Phillips, Drew	RB	5-11	168	Fr.	Boaz, AL / Boaz HS
28	Gaines, Kori	DB	5-8	162	Fr.	Loganville, GA / Grayson HS
29	Ashworth, Luke	WR	6-2	201	Sr.	Provo, UT / Timpview HS
30	Mendenhall, Zeke	DB	5-11	212	Jr.	Alpine, UT / Lone Peak HS
31	Moore, AJ	RB	5-9	200	Fr.	Murrieta, CA / Murrieta Valley HS
31	Leung-Wai, Aveni	LB	6-1	238	Jr.	Aiea, HI / Grossmont JC
32	Herrmann, Cole	LB	6-0	186	Fr.	Draper, UT / Alta HS
32	Hague, Mike	RB	5-10	220	So.	Salt Lake City, UT / Brighton HS
33	Kariya, Bryan	RB	6-0	218	Jr.	Kaysville, UT / Davis HS
34	Jorgensen, Austen	LB	6-2	235	So.	Mt. Pleasant, UT / North Sanpete HS
35	Mendenhall, Zed	RB	5-11	239	So.	Alpine, UT / Lone Peak HS
36	Fua, Alani	LB	6-5	195	Fr.	Northridge, CA / Oaks Christian HS
36	Folsom, Ryan	RB	5-10	194	Fr.	Medford, OR / North Medford HS
37	So'oto, Vic	DL	6-3	261	Sr.	Carlsbad, CA / Carlsbad HS
38	Payne, Mitch	K	6-2	213	Sr.	North Ogden, UT / Weber HS
39	Brown, Algernon	RB	6-0	234	Fr.	Magna, UT / Skyline HS
41	Putnam, Matt	DL	6-6	271	Jr.	Brigham City, UT / Box Elder HS
42	Van Valkenburg, A.J.	LB	6-0	209	Sr.	South Jordan, UT / Snow JC
43	Fowler, Landon	DB	5-10	178	So.	Kaysville, UT / Davis HS
43	Atkinson, Jordan	LB	6-3	230	Sr.	Martinez, CA / Diablo Valley JC
44	Ogletree, Brandon	LB	5-11	225	So.	McKinney, TX / McKinney HS
45	Van Noy, Kyle	LB	6-3	219	Fr.	Reno, NV / McQueen HS
46	Kaveinga, Uona	LB	5-11	255	Jr.	Hawthorne, CA / USC
47	Stout, Zac	LB	6-1	229	Fr.	Moorpark, CA / Oaks Christian HS
48	Frazier, Jameson	LB	6-2	225	Jr.	Draper, UT / Alta HS
49	Wagner, Jadon	DL	6-4	246	Jr.	Lethbridge, Alberta / LCI
50	Keoshian, Collin	LB	6-1	245	Fr.	Santa Clarita, CA / Santa Clara Christian
50	Freeman, Ryan	OL	6-2	272	Jr.	Orem, UT / Orem HS
51	Tushaus, Blair	OL	6-2	275	Fr.	Scottsdale, AZ / Notre Dame Prep
51	Hunter, Shane	LB	5-10	232	Sr.	Idaho Falls, ID / Snow College
52	Steele, Tom	LB	6-0	201	Fr.	Orem, UT / Orem HS
54	Santos, Matt	LB	6-3	215	Fr.	Montgomery, NY / Pine Bush HS
55	Manumaleuna, Eathyn	DL	6-2	295	So.	Anchorage, AK / Timpview HS
56	Hess, Connell	LB	6-0	224	So.	Boise, ID / Capital HS
57	Tautu, Sae	LB	6-3	224	Fr.	Alpine, UT / Lone Peak HS
58	Welsh, Peter	LB	5-11	205	Fr.	Bakersfield, CA / Bakersfield HS
60	Brown, Terence	OL	6-4	330	Jr.	Summerville, SC / Summerville HS
62	Thorson, Marco	OL	6-3	327	Jr.	Ramona, CA / Ramona HS
63	Mulitalo, Manu	OL	6-2	330	Fr.	West Valley City, UT / Granger HS
64	Gruber, Clayton	OL	5-11	328	So.	Pulaski, PA / New Wilmington HS
65	Jones, Cole	OL	6-5	280	Fr.	Centerville, UT / Viewmont HS
66	Jensen, Matt	OL	6-6	231	Fr.	Canadensis, PA / Viewmont HS
67	Lawlor, Quinn	OL	6-4	262	Fr.	Orem, UT / Orem HS
68	Nielsen, Austin	OL	6-0	253	So.	Glendale, AZ / Sandra Day O'Conner HS
70	Reynolds, Matt	OL	6-6	322	Jr.	Provo, UT / Timpview HS
71	Kahaialii, Walter	OL	6-3	334	So.	Lahaina, HI / Kamehameha-Maui HS
72	Alletto, Nick	OL	6-6	325	Sr.	Parker, CO / Ponderosa HS
73	Speredon, Jason	OL	6-5	308	Sr.	West Valley City, UT / Granger HS
74	Black, Jordan	OL	6-6	298	Fr.	Draper, UT / Alta HS
74	Ansah, Ezekiel	DL	6-6	254	So.	Accra, Ghana / Presbyterian Boys
75	Brown, Braden	OL	6-6	300	So.	Salt Lake City, UT / Highland HS
76	Marquardt, Josh	DL	6-1	248	So.	Vista, CA / Palomar CC
76	Hansen, Braden	OL	6-6	310	So.	Sandy, UT / Alta HS
77	Eskelsen, Garrett	DE	6-2	233	So.	Ballwin, MO / Parkway West HS
78	Reynolds, Houston	OL	6-2	308	Fr.	Provo, UT / Timpview HS
79	Bryson, Thomas	DL	6-5	235	Fr.	Layton, UT / Layton HS
80	Mathews, Marcus	TE	6-5	200	Fr.	Beaverton, OR / Southridge HS
82	Muehlmann, Mike	TE	6-4	240	Fr.	American Fork, UT / American Fork HS
83	Hafoka, Spencer	WR	6-0	200	Jr.	Kahuku, HI / Kahuku HS
84	Mahina, Devin	TE	6-6	236	Fr.	Upland, CA / Upland HS
85	Sampson, Bryan	TE	6-3	221	Fr.	Pleasant Grove, UT / Pleasant Grove HS
85	Cutler, Dallin	WR	5-9	175	Fr.	Draper, UT / Alta HS
86	Peterson, BJ	WR	6-3	210	Sr.	Salt Lake City, UT / Brighton HS
87	Brown, Rhen	WR	5-10	180	So.	Summerville, SC / Lone Peak HS
88	Holt, Austin	TE	6-4	245	Fr.	South Jordan, UT / Bingham HS
89	Edwards, Matthew	TE	6-3	225	Jr.	Salt Lake City, UT / Woods Cross HS
90	Peterson, Matt	DL	6-5	260	Fr.	Bluffdale, UT / Riverton HS
91	Fabuluje, Tayo	DL	6-7	317	Fr.	Eules, TX / The Oakridge School
92	Rowley, Graham	DL	6-4	261	Fr.	Waiialua, HI / Waiialua HS
93	Ve, Simote	DL	5-11	243	Jr.	Hau'ula, HI / BYU-Hawaii
94	Richardson, Jordan	DL	6-3	271	So.	Idaho Falls, ID / Bonneville HS
95	Kaluhiokalani, Kalama	DL	5-10	266	So.	Kaneohe, HI / Kamehameha HS
96	Hornung, Reed	DS	6-2	250	So.	Anoka, MN / Snow College
97	Tuiloma, Travis	DL	6-2	316	Fr.	Topeka, KS / Washburn Rural HS
98	Fuga, Romney	DL	6-2	307	Jr.	Huntington Beach, CA / Edison HS
99	Stephenson, Riley	K/P	6-0	203	So.	St. George, UT / Pine View HS

PRONUNCIATION GUIDE

Name	Pronunciation
Ross Apo	App-oh
Algernon Brown	al-JUR-non
J.J. Di Luigi	dee-loo-EE-jee
DeQuan Everett	De-Kwan
Tayo Fabuluje	Tay-oh Fab-ah-loo-jay
J.D. Falslev	Falls-lehv
Alani Fua	Ah-lah-nee Foo-ah
Romney Fuga	foo-gah
Jay Galea'i	Dray Nah-lee-eye
Spencer Hafoka	hah-foe-kah
Mike Hague	hay-gh
Landon Jaussi	yow-see
Walter Kahaialii	Kah-high-ah-lee-ee
Kalama Kaluhiokalani	Kah-lah-mah Kah-loo-he-oh-kah-lah-nee
Bryan Kariya	Kah-ree-yah
Uona Kaveinga	Whoa-na Kah-vayn-ga
Collin Keoshian	Key-OH-she-un
Aveni Leung-Wai	a-ven-ee Lang-why
Devin Mahina	Mah-HEE-nah
Eathyn Manumaleuna	E-thyn Mah-noo-mah-lay-oo-nah
Manu Mulitalo	Mah-noo Moo-lee-tah-low
Joshua Quezada	Kah-zah-dah
Vic So'oto	soh-OH-toe
Jason Speredon	Spear-eh-done
Sai Tautu	Sigh Taw-too
Travis Tuiloma	Too-EE-low-mah
Blair Tushaus	Tuss-house
Travis Uale	oo-ah-leh
Simote Ve	See-mo-tay Vay-ah



2010 COUGAR FOOTBALL

DEPTH CHART

OFFENSE

POS	NO.	NAME	HT.	WT.	YR.	HOMETOWN/LAST SCHOOL
WR	29	Luke Ashworth	6-2	201	Sr.	Provo, UT / Timpview HS
	2	Cody Hoffman	6-4	205	Fr.	Crescent City, CA / Del Norte HS
WR	6	McKay Jacobson	5-11	190	Jr.	Southlake, TX / Southlake Carroll HS
	83	Spencer Hafoka	6-0	200	Jr.	Kahuku, HI / Kahuku HS
TE	82	Mike Muehlmann	6-4	240	Fr.	American Fork, UT / American Fork HS
	-or- 88	Austin Holt	6-4	245	Fr.	South Jordan, UT / Bingham HS
LT	70	Matt Reynolds	6-6	322	Jr.	Provo, UT / Timpview HS
	72	Nick Alletto	6-6	325	Sr.	Parker, CO / Ponderosa HS
LG	76	Braden Hansen	6-6	310	So.	Sandy, UT / Alta HS
	62	Marco Thorson	6-3	327	Jr.	Ramona, CA / Ramona HS
C	60	Terence Brown	6-4	330	Jr.	Summerville, SC / Summerville HS
	78	Houston Reynolds	6-2	308	Fr.	Provo, UT / Timpview HS
RG	73	Jason Speredon	6-5	308	Sr.	West Valley City, UT / Granger HS
	-or- 72	Nick Alletto	6-6	325	Sr.	Parker, CO / Ponderosa HS
RT	75	Braden Brown	6-6	300	So.	Salt Lake City, UT / Highland HS
	71	Walter Kahaialii	6-3	334	So.	Lahaina, HI / Kamehameha-Maui HS
QB	9	Jake Heaps	6-1	194	Fr.	Issaquah, WA / Skyline HS
	3	James Lark	6-2	202	So.	St. George, UT / Pine View HS
RB	33	Bryan Kariya	6-0	218	Jr.	Kaysville, UT / Davis HS
	35	Zed Mendenhall	5-11	239	So.	Alpine, UT / Lone Peak HS
TB	10	JJ Di Luigi	5-9	190	Jr.	Canyon Country, CA / Canyon HS
	20	Joshua Quezada	5-11	211	Fr.	La Habra, CA / La Habra HS

DEFENSE

POS	NO.	NAME	HT.	WT.	YR.	HOMETOWN/LAST SCHOOL
LE	55	Eathyn Manumaleuna	6-2	295	So.	Anchorage, AK / Timpview HS
	41	Matt Putnam	6-6	271	Jr.	Brigham City, UT / Box Elder HS
-or- 92	Graham Rowley	6-4	261	Fr.	Waiialua, HI / Waiialua HS	
NT	94	Jordan Richardson	6-3	271	So.	Idaho Falls, ID / Bonneville HS
	55	Eathyn Manumaleuna	6-2	295	So.	Anchorage, AK / Timpview HS
RE	37	Vic So'oto	6-3	261	Sr.	Carlsbad, CA / Carlsbad HS
	79	Thomas Bryson	6-5	235	Fr.	Layton, UT / Layton HS
SLB	1	Jordan Pendleton	6-3	239	Jr.	South Jordan, UT / Bingham HS
	30	Zeke Mendenhall	5-11	212	Jr.	Alpine, UT / Lone Peak HS
MLB	51	Shane Hunter	5-10	232	Sr.	Idaho Falls, ID / Snow College
	47	Zac Stout	6-1	229	Fr.	Westlake Village, CA / Oaks Christian
BLB	34	Austen Jorgensen	6-2	235	So.	Mt. Pleasant, UT / North Sanpete HS
	31	Aveni Leung-Wai	6-1	238	Jr.	Aiea, HI / Grossmont JC
-or- 44	Brandon Ogletree	5-11	225	So.	McKinney, TX / McKinney HS	
WLB	45	Kyle Van Noy	6-3	219	Fr.	Reno, NV / McQueen HS
	-or- 49	Jadon Wagner	6-4	246	Jr.	Lethbridge, Alberta / LCI
FC	7	Brian Logan	5-6	185	Sr.	Fremont, CA / Foothill College
	26	Robbie Buckner	5-10	176	So.	Ashdown, AR / Ashdown HS
BC	5	Brandon Bradley	6-0	193	Sr.	Tallahassee, FL / Lincoln HS
	25	Corby Eason	5-8	172	Jr.	Columbus, GA / Erie CC
KAT	22	Andrew Rich	6-3	217	Sr.	Ogden, UT / Snow JC
	18	Jray Galea'i	6-0	179	Fr.	Laie, HI / Kahuku HS
FS	23	Travis Uale	6-2	197	Jr.	Hawaii Kai, HI / Kamehameha HS
	15	Carter Mees	6-0	195	So.	St. George, UT / Pine View HS

SPECIAL TEAMS

POS	NO.	NAME	HT.	WT.	YR.	HOMETOWN/LAST SCHOOL
K	38	Mitch Payne	6-2	213	Sr.	North Ogden, UT / Weber HS
	99	Riley Stephenson	6-0	203	So.	St. George, UT / Pine View HS
P	99	Riley Stephenson	6-0	203	So.	St. George, UT / Pine View HS
DS	96	Reed Hornung	6-2	250	So.	Anoka, MN / Snow College
H	19	Matt Marshall	5-10	172	Jr.	Salt Lake City, UT / Skyline HS
KR	6	McKay Jacobson	5-11	190	Jr.	Southlake, TX / Southlake Carroll HS
	-or- 2	Cody Hoffman	6-4	205	Fr.	Crescent City, CA / Del Norte HS
PR	6	McKay Jacobson	5-11	190	Jr.	Southlake, TX / Southlake Carroll HS



2010 COUGAR FOOTBALL

OFFENSIVE SEASON/CAREER HIGHS

INDIVIDUAL 2010 SEASON AND CAREER HIGHS

RUSHING

NO.	NAME	CARRIES	YARDS	TOUCHDOWNS	LONG
10	JJ Di Luigi Career:	18 (Florida State) same	103 (Air Force) same	1 (Air Force) 2 (Tulane 2009)	43 (Air Force) same
33	Bryan Kariya Career:	8 (Washington) 17 (Oklahoma 2009)	27 (Florida State) 63 (Tulane 2009)	1 (three times)	8 (Washington) 16 (Arizona 2008)
20	Joshua Quezada Career:	3 (Nevada) same	15 (Nevada) same		9 (Florida State) same
9	Jake Heaps Career:	3 (Nevada) same	6 (Washington) same		6 (Washington, Nevada) same
13	Riley Nelson Career:	20 (Air Force) same	95 (Air Force) same	1 (Air Force) 1 (4 times)	24 (Air Force) same
32	Mike Hague Career:	9 (UNLV 2006)	123 (UNLV 2006)	1 (UNLV 2006)	87 (UNLV 2006)
4	O'Neill Chambers Career:	1 (Washington) same	8 (Washington) 63 (Tulane 2009)		8 (Washington)

RECEIVING

NO.	NAME	RECEPTIONS	YARDS	TOUCHDOWNS	LONG
2	Cody Hoffman Career:	5 (Florida State) same	74 (Nevada) same	1 (Florida State) same	27 (Air Force) same
4	O'Neill Chambers Career:	3 (Washington) 5 (Florida State 2009)	27 (Florida State) 70 (Colorado State 2009)	1 (two times)	15 (Florida State) 37 (Colorado State 2009)
6	McKay Jacobson Career:	4 (Nevada) 4 (Oklahoma 2009)	44 (Nevada) 111 (Florida State 2009)	2 (UNLV 2006)	17 (Washington) 80 (Florida State 2009)
10	JJ Di Luigi Career:	8 (Nevada) same	83 (Washington) 94 (Wyoming 2009)	1 (Washington) 2 (Wyoming 2009)	48 (Washington) same
18	Richard Wilson Career:	3 (Washington) same	45 (Washington) same		25 (Washington) same
20	Joshua Quezada Career:	2 (Nevada) same	12 (Nevada) same	1 (Washington) same	9 (Washington, Nevada) same
29	Luke Ashworth Career:	6 (Washington) same	24 (Washington) 91 (Utah State 2009)	1 (three times 2009)	12 (Washington) 48 (Utah State 2009)
32	Mike Hague Career:	1 (Florida State) 1 (SDSU 2006)	13 (Florida State) same		13 (Florida State) same
33	Bryan Kariya Career:	2 (Florida State, Nevada) 4 (Oklahoma 2009)	10 (Florida State) 76 (Oklahoma 2009)	1 (Tulane/SDSU 2009)	5 (Florida State) 49 (Oklahoma)
80	Marcus Mathews Career:	1 (Washington, Nevada) same	18 (Nevada) same		18 (Nevada) same
82	Mike Muehlmann Career:	1 (Washington, AFA) same	15 (Washington) same		15 (Washington) same
86	BJ Peterson Career:	1 (Nevada) same	5 (Nevada) same		5 (Nevada) same

PASSING

NO.	NAME	ATTEMPTS	COMPLETIONS	YARDS	TOUCHDOWNS	LONG
9	Jake Heaps Career:	45 (Nevada) same	24 (Nevada) same	229 (Nevada) same	1 (Florida State) same	25 (Washington, Nevada) same
13	Riley Nelson Career:	19 (Air Force) same	11 (Washington) same	131 (Washington) same	2 (Washington) same	48 (Washington) same



2010 COUGAR FOOTBALL STARTERS/TEAM STATS

GAME-BY-GAME STARTERS

OFFENSIVE STARTERS

GAME	QB	WR	WR	RB	RB/WR	TE/WR	LT	LG	C	RG	RT
Washington	Nelson	Chambers	Jacobson	Di Luigi	Zed Mendenhall	Muehlmann	Reynolds	B. Hansen	T. Brown	Speredon	B. Brown
Air Force	Nelson	Hoffman	Jacobson	Di Luigi	Kariya	Muehlmann	Reynolds	B. Hansen	T. Brown	Speredon	B. Brown
Florida State	Nelson	Chambers	Jacobson	Di Luigi	Hoffman	Ashworth	Reynolds	B. Hansen	T. Brown	Speredon	B. Brown
Nevada	Heaps	Hoffman	Jacobson	Di Luigi	Kariya	Holt	Reynolds	B. Hansen	T. Brown	Speredon	B. Brown

DEFENSIVE STARTERS

GAME	LE	NG	RE	SLB	MLB	BLB	WLB	FC	FS	KAT	BC
Washington	Manumaleuna	Fuga	So'oto	Pendleton	Hunter	Leung-Wai	Frazier	Logan	Thomas	Rich	Bradley
Air Force	Manumaleuna	Fuga	So'oto	Pendleton	Hunter	Ogletree	Frazier	Logan	Thomas	Rich	Bradley
Florida State	Manumaleuna	Fuga	So'oto	Pendleton	Hunter	Leung-Wai	Frazier	Logan	Thomas	Rich	Bradley
Nevada	Manumaleuna	Fuga	So'oto	Pendleton	Hunter	Jorgensen	Frazier	Eason	Rich	Zek. Mendenhall	Bradley

BYU TEAM STATISTICS

DATE	OPPONENT	SCORE	RECORD	CONF. RECORD	TIME	ATTENDANCE
Sept. 4, 2010	Washington	23-17	1-0	0-0	3:24	63,771
Sept. 11, 2010	at Air Force	35-14	1-1	0-1	3:02	46,692
Sept. 18, 2010	at Florida State	34-10	1-2	0-1	3:13	68,795
Sept. 25, 2010	Nevada	27-13	1-3	0-1	3:09	61,471



2010 COUGAR FOOTBALL

GAME-BY-GAME

GAME 1 - SEPTEMBER 4, 2010 BYU VS. WASHINGTON

LAVELL EDWARDS STADIUM - PROVO, UTAH

Score by Quarters 1 2 3 4 Score

Washington..... 7 10 0 0 - 17 Record: (1-0)

BYU..... 5 8 10 0 - 23 Record: (0-1)

Scoring Summary:

1st 10:02 WASH - Kearsse, J. 19 yd pass from Locker, Jake (Folk, Erik kick), 7-73 3:03, WASH 7 - BY 0

04:30 BY - TEAM safety, WASH 7 - BY 2

00:31 BY - PAYNE, Mitch 22 yd field goal, 9-66 3:53, WASH 7 - BY 5

2nd 12:08 BY - QUEZADA, Joshua 9 yd pass from NELSON, Riley (NELSON, Riley rush), 8-47 2:36, WASH 7 - BY 13

08:43 WASH - Locker, Jake 9 yd run (Folk, Erik kick), 9-80 3:25, WASH 14 - BY 13

00:00 WASH - Folk, Erik 54 yd field goal, 11-63 1:55, WASH 17 - BY 13

3rd 06:59 BY - PAYNE, Mitch 29 yd field goal, 11-58 5:33, WASH 17 - BY 16

04:23 BY - DI LUIGI, JJ 48 yd pass from NELSON, Riley (PAYNE, Mitch kick), 3-48 0:56, WASH 17 - BY 23

	WASH	BYU
FIRST DOWNS.....	20	23
RUSHES-YARDS (NET).....	31-128	33-146
PASSING YDS (NET).....	266	262
Passes Att-Comp-Int.....	39-20-0	40-24-0
TOTAL OFFENSE PLAYS-YARDS.....	70-394	73-408
Fumble Returns-Yards.....	0-0	0-0
Punt Returns-Yards.....	0-0	2-26
Kickoff Returns-Yards.....	3-20	4-72
Interception Returns-Yards.....	0-0	0-0
Punts (Number-Avg).....	6-45.2	6-37.2
Fumbles-Lost.....	2-0	2-0
Penalties-Yards.....	5-66	6-60
Possession Time.....	27:48	32:12
Third-Down Conversions.....	5 of 15	5 of 16
Fourth-Down Conversions.....	0 of 3	1 of 1
Red-Zone Scores-Chances.....	2-2	3-3
Sacks By: Number-Yards.....	0-0	1-4

RUSHING: Washington-Polk, Chris 16-92; Callier, Jesse 2-40; Locker, Jake 11-29; Fogerson, Johri 1-6; Mahan, Will 1-minus 39. BYU-DI LUIGI, JJ 13-69; NELSON, Riley 8-45; KARIYA, Bryan 8-20; CHAMBERS, O'Nei 1-8; HEAPS, Jake 1-6; TEAM 2-minus 2.

PASSING: Washington-Locker, Jake 20-37-0-266; Aguilar, Devin 0-1-0-0; TEAM 0-1-0-0. BYU HEAPS, Jake 13-23-0-131; NELSON, Riley 11-17-0-131.

RECEIVING: Washington-Kearsse, J. 5-108; Aguilar, Devin 5-57; Bruns, Cody 3-25; Callier, Jesse 2-15; Polk, Jordan 1-25; Izbicki, Chris 1-15; Sylvester, A. 1-9; Polk, Chris 1-7; Goodwin, D. 1-5. BYU-ASHWORTH, Luke 6-24; DI LUIGI, JJ 4-83; WILSON, Richard 3-45; JACOBSON, McKay 3-33; CHAMBERS, O'Nei 3-21; MATHEWS, Marcus 1-17; MUEHLMANN, Mike 1-15; HOFFMAN, Cody 1-14; QUEZADA, Joshua 1-9; KARIYA, Bryan 1-1.

INTERCEPTIONS: Washington-None. BYU-None.

FUMBLES: Washington-Mahan, Will 1-0; Locker, Jake 1-0. BYU-CHAMBERS, O'Nei 1-0; DI LUIGI, JJ 1-0.

SACKS (UA-A): Washington-None. BYU-PENDLETON, Jord 0-1; FUGA, Romney 0-1.

TACKLES (UA-A): Washington-Foster, Mason 9-5; Aiyewa, Victor 8-2; Williams, Nate 5-7; Fellner, Nathan 7-2; Trufant, D. 4-1; Richardson, Q. 3-1; Elisara, Cam. 2-1; Crichton, Talia 1-3; Shamburger, W. 2-0; Dennison, Cort 0-3; Gilliland, G. 1-0; Tucker, Tim 1-0; Houston, Matt 1-0; Thompson, E. 0-1. BYU-RICH, Andrew 6-3; HUNTER, Shane 5-4; THOMAS, Steven 4-2; PENDLETON, Jord 2-6; OGLETREE, Brand 3-3; BRADLEY, Brando 3-3; FUGA, Romney 1-4; FRAZIER, Jameso 1-2; SO'OTO, Vic 1-2; LEUNG-WAI, Aven 1-1; JORGENSEN, Aust 1-1; LOGAN, Brian 1-0; GALEA'I, Jray 1-0; MANUMALEUNA, Ea 0-2; PUTNAM, Matt 0-1; HAGUE, Mike 0-1

GAME 2 - SEPTEMBER 11, 2010 BYU VS. AIR FORCE

FALCON STADIUM - USAFA, COLORADO

Score by Quarters 1 2 3 4 Score

BYU..... 14 0 0 0 - 14 Record: (1-1)

Air Force.....7 14 7 7 - 35 Record: (2-0)

Scoring Summary:

1st 09:43 BY - DI LUIGI, JJ 1 yd run (PAYNE, Mitch kick), 12-74 5:17, BY 7 - AF 0

08:34 AF - HUNTER, Mikel 37 yd pass from JEFFERSON, Tim (SODERBERG, Erik kick), 5-61 1:05, BY 7 - AF 7

02:29 BY - NELSON, Riley 4 yd run (PAYNE, Mitch kick), 5-49 2:43, BY 14 - AF 7

2nd 09:42 AF - JEFFERSON, Tim 5 yd run (SODERBERG, Erik kick), 17-80 7:47, BY 14 - AF 14

05:17 AF - HUNTER, Mikel 33 yd run (SODERBERG, Erik kick), 2-48 0:36, BY 14 - AF 21

3rd 02:24 AF - WARZEKA, Jon 46 yd run (SODERBERG, Erik kick), 9-76 3:51, BY 14 - AF 28

4th 12:34 AF - WALKER, Nathan 5 yd run (SODERBERG, Erik kick), 5-45 2:15, BY 14 - AF 35

	BYU	AFA
FIRST DOWNS.....	15	22
RUSHES-YARDS (NET).....	34-221	65-409
PASSING YDS (NET).....	88	68
Passes Att-Comp-Int.....	25-10-1	13-5-1
TOTAL OFFENSE PLAYS-YARDS.....	59-309	78-477
Fumble Returns-Yards.....	0-0	0-0
Punt Returns-Yards.....	2-13	0-0
Kickoff Returns-Yards.....	4-81	1-12
Interception Returns-Yards.....	1-0	1-1
Punts (Number-Avg).....	6-29.3	4-41.5
Fumbles-Lost.....	4-2	1-0
Penalties-Yards.....	7-45	10-125
Possession Time.....	23:01	36:59
Third-Down Conversions.....	6 of 15	10 of 19
Fourth-Down Conversions.....	1 of 2	2 of 2
Red-Zone Scores-Chances.....	2-2	2-3
Sacks By: Number-Yards.....	1-5	0-0

RUSHING: BYU-DI LUIGI, JJ 7-103; NELSON, Riley 20-95; KARIYA, Bryan 7-23. Air Force-CLARK, Asher 18-121; TEW, Jared 17-77; WARZEKA, Jon 6-62; HUNTER, Mikel 2-53; JEFFERSON, Tim 9-38; WALKER, Nathan 7-28; HALDERMAN, Kyle 2-16; JONES, Darius 1-9; SOUTHWORTH, Rya 2-7; TEAM 1-minus 2.

PASSING: BYU-NELSON, Riley 8-19-0-73; HEAPS, Jake 2-6-1-15. Air Force-JEFFERSON, Tim 5-13-1-68.

RECEIVING: BYU-HOFFMAN, Cody 3-37; DI LUIGI, JJ 3-25; MUEHLMANN, Mike 1-13; ASHWORTH, Luke 1-8; QUEZADA, Joshua 1-4; KARIYA, Bryan 1-1. Air Force-CLARK, Asher 3-8; HUNTER, Mikel 1-37; HALDERMAN, Kyle 1-23.

INTERCEPTIONS: BYU-HUNTER, Shane 1-0. Air Force-REMBERT, Reggie 1-1.

FUMBLES: BYU-DI LUIGI, JJ 2-1; NELSON, Riley 2-1. Air Force-TEW, Jared 1-0.

SACKS (UA-A): BYU-SO'OTO, Vic 1-0. Air Force-None.

TACKLES (UA-A): BYU-RICH, Andrew 9-5; SO'OTO, Vic 3-8; HUNTER, Shane 5-5; RICHARDSON, Jor 6-3; JORGENSEN, Aust 1-6; FRAZIER, Jameso 4-2; LOGAN, Brian 2-3; PENDLETON, Jord 1-4; STOUT, Zac 2-1; UALE, Travis 2-1; BRADLEY, Brando 1-2; FUGA, Romney 1-2; OGLETREE, Brand 1-1; MANUMALEUNA, Ea 1-1; THOMAS, Steven 1-0; BRYSON, Thomas 1-0; HAGUE, Mike 1-0; PUTNAM, Matt 1-0; HOFFMAN, Cody 1-0. Air Force-WAIWAI, Jord 1-6; AMACK, Brady 4-2; RICKETTS, Rick 3-3; REMBERT, Reggie 3-2; HENNESSEY, Pat 3-2; DAVIS, Jon 2-3; MORRIS, Andre 3-1; LINDSAY, Brian 2-2; ADEJ-PAUL, PJ 2-1; WRIGHT, Anthony 2-1; PAYNE, Zach 1-2; CHAMBERS, James 1-0; REID, Colton 1-0; FREEMAN, Joshua 1-0; MCWILLIAMS, Har 1-0; GARDNER, Ryan 0-1; HALL, Josh 0-1; KONEMANN, Caleb 0-1.



2010 COUGAR FOOTBALL

GAME-BY-GAME

GAME 3 - SEPTEMBER 18, 2010 BYU VS. FLORIDA STATE

DOAK CAMPBELL STADIUM - TALLAHASSEE, FLORIDA

Score by Quarters 1 2 3 4 Score

BYU..... 0 10 0 0 - 10 Record: (1-2)
Florida State..... 3 10 14 7 - 34 Record: (2-1)

Scoring Summary:

1st 00:36 FS - Dustin Hopkins 26 yd field goal, 10-62 4:44, BY 0 - FS 3
2nd 09:56 FS - Dustin Hopkins 47 yd field goal, 4-9 1:24, BY 0 - FS 6
07:40 FS - Chris Thompson 83 yd run (Dustin Hopkins kick), 1-83 0:14, BY 0 - FS 13
04:26 BY - PAYNE, Mitch 28 yd field goal, 7-49 3:14, BY 3 - FS 13
00:14 BY - HOFFMAN, Cody 4 yd pass from HEAPS, Jake (PAYNE, Mitch kick), 11-71 1:56, BY 10 - FS 13
3rd 07:16 FS - Ty Jones 2 yd pass from Christian Ponder (Dustin Hopkins kick), 14-63 6:53, BY 10 - FS 20
00:55 FS - Christian Ponder 1 yd run (Dustin Hopkins kick), 4-86 1:37, BY 10 - FS 27
4th 01:35 FS - Ty Jones 9 yd run (Dustin Hopkins kick), 4-7 2:23, BY 10 - FS 34

	BYU	FSU
FIRST DOWNS.....	17	19
RUSHES-YARDS (NET).....	35-76	44-278
PASSING YDS (NET).....	115	149
Passes Att-Comp-Int.....	35-16-1	21-14-0
TOTAL OFFENSE PLAYS-YARDS...	70-191	65-427
Fumble Returns-Yards.....	0-0	0-0
Punt Returns-Yards.....	2-19	4-18
Kickoff Returns-Yards.....	1-24	2-18
Interception Returns-Yards....	0-0	1-2
Punts (Number-Avg).....	6-47.0	3-47.0
Fumbles-Lost.....	4-1	2-1
Penalties-Yards.....	5-45	8-65
Possession Time.....	25:54	34:06
Third-Down Conversions.....	4 of 15	6 of 13
Fourth-Down Conversions.....	1 of 3	1 of 1
Red-Zone Scores-Chances.....	2-2	5-6
Sacks By: Number-Yards.....	3-16	8-52

RUSHING: Brigham Young-DI LUIGI, JJ 18-93; KARIYA, Bryan 7-27; QUEZADA, Joshua 1-9; NELSON, Riley 3-8; HEAPS, Jake 6-minus 61. Florida State-Chris Thompson 9-123; Ty Jones 15-95; Christian Ponder 13-50; Jermaine Thomas 4-9; Lonnie Pryor 1-5; TEAM 2-minus 4.

PASSING: Brigham Young-HEAPS, Jake 15-31-0-114; NELSON, Riley 1-4-1-1. Florida State-Christian Ponder 14-21-0-149.

RECEIVING: Brigham Young-HOFFMAN, Cody 5-17; DI LUIGI, JJ 3-36; CHAMBERS, O'Nei 2-27; KARIYA, Bryan 2-10; ASHWORTH, Luke 2-6; HAGUE, Mike 1-13; JACOBSON, McKay 1-6. Florida State-Bert Reed 9-89; Rodney Smith 2-18; Willie Haulstead 1-34; Taiwan Easterling 1-6; Ty Jones 1-2.

INTERCEPTIONS: Brigham Young-None. Florida State-Xavier Rhodes 1-2.

FUMBLES: Brigham Young-HEAPS, Jake 3-0; NELSON, Riley 1-1. Florida State-Bert Reed 1-1; Christian Ponder 1-0.

SACKS (UA-A): Brigham Young-MANUMALEUNA, Ea 1-1; PENDLETON, Jord 1-1. Florida State-Brandon Jenkins 2-0; Dan Hicks 1-0; Everett Dawkins 1-0; Markus White 1-0; Anthony McCloud 1-0; Xavier Rhodes 1-0; Bjoern Werner 1-0.

TACKLES (UA-A): Brigham Young-PENDLETON, Jord 9-3; RICH, Andrew 6-4; JORGENSEN, Aust 7-0; HUNTER, Shane 4-0; FUGA, Romney 2-2; LEUNG-WAI, Aven 2-2; LOGAN, Brian 2-2; FRAZIER, Jameso 3-0; THOMAS, Steven 2-1; FOOTE, David 2-0; BRADLEY, Brando 2-0; EASON, Corby 2-0; MANUMALEUNA, Ea 1-1; MENDENHALL, Zek 1-0 UALE, Travis 1-0; DI LUIGI, JJ 1-0; SO'OTO, Vic 0-1. Florida State-Kendall Smith 5-2; Greg Reid 4-2; Nigel Bradham 4-2; Markus White 4-0; Brandon Jenkins 3-1; Nick Moody 3-1; Terrance Parks 2-2; Xavier Rhodes 2-0; Bjoern Werner 2-0; Mike Harris 2-0; Everett Dawkins 2-0; Lamarcus Joyner 2-0; Mister Alexander 2-0; Jacobbi McDaniel 2-0; Anthony McCloud 2-0; Dan Hicks 1-0; Chris Revell 1-0; Jajuan Harley 1-0; Telvin Smith 1-0.

GAME 4 - SEPTEMBER 25, 2010 BYU VS. NEVADA

LAVELL EDWARDS STADIUM - PROVO, UTAH

Score by Quarters 1 2 3 4 Score

Nevada..... 14 10 0 3 - 27 Record: (4-0)
BYU..... 7 3 0 3 - 13 Record: (1-3)

Scoring Summary:

1st 10:16 NEV - Randall, C. 6 yd pass from Kaepernick, C. (Martinez, A. kick), 9-84 4:44, NEV 7 - BY 0
07:04 BY - DI LUIGI, JJ 2 yd run (PAYNE, Mitch kick), 5-36 1:31, NEV 7 - BY 7
01:39 NEV - Tava, Vai 1 yd run (Martinez, A. kick), 12-80 5:25, NEV 14 - BY 7
2nd 09:18 NEV - Kaepernick, C. 4 yd run (Martinez, A. kick), 9-57 4:48, NEV 21 - BY 7
01:20 BY - PAYNE, Mitch 27 yd field goal, 11-35 2:58, NEV 21 - BY 10
00:00 NEV - Drake, Ricky 38 yd field goal, 9-55 1:14, NEV 24 - BY 10
4th 11:27 NEV - Martinez, A. 29 yd field goal, 21-75 8:53, NEV 27 - BY 10
07:46 BY - PAYNE, Mitch 29 yd field goal, 9-65 3:36, NEV 27 - BY 13

	NEV	BYU
FIRST DOWNS.....	23	21
RUSHES-YARDS (NET).....	53-239	25-91
PASSING YDS (NET).....	196	229
Passes Att-Comp-Int.....	26-16-1	45-24-0
TOTAL OFFENSE PLAYS-YARDS.....	79-435	70-320
Fumble Returns-Yards.....	0-0	0-0
Punt Returns-Yards.....	1-0	1-8
Kickoff Returns-Yards.....	2-32	3-103
Interception Returns-Yards....	0-0	1-14
Punts (Number-Avg).....	2-56.0	3-31.3
Fumbles-Lost.....	3-1	0-0
Penalties-Yards.....	6-65	1-5
Possession Time.....	36:17	23:43
Third-Down Conversions.....	9 of 17	5 of 15
Fourth-Down Conversions.....	3 of 4	1 of 4
Red-Zone Scores-Chances.....	4-4	3-5
Sacks By: Number-Yards.....	1-10	0-0

RUSHING: Nevada-Tava, Vai 29-133; Kaepernick, C. 17-82; Randall, C. 4-10; Shepherd, M. 1-7; Mark, Lampford 1-4; Green, Virgil 1-3. BYU-DI LUIGI, JJ 15-67; QUEZADA, Joshua 3-15; KARIYA, Bryan 4-11; HEAPS, Jake 3-minus 2.

PASSING: Nevada-Kaepernick, C. 16-25-1-196; TEAM 0-1-0-0. BYU-HEAPS, Jake 24-45-0-229.

RECEIVING: Nevada-Session, Tray 3-38; Matthews, R. 3-35; Wimberly, B. 2-59; Shepherd, M. 2-26; Randall, C. 2-12; Green, Virgil 1-11; Sudfeld, Zach 1-8; Wellington, C. 1-6; Tava, Vai 1-1. BYU-DI LUIGI, JJ 8-56; HOFFMAN, Cody 4-74; JACOBSON, McKay 4-44; ASHWORTH, Luke 2-15; QUEZADA, Joshua 2-12; KARIYA, Bryan 2-5; MATHEWS, Marcus 1-18; PETERSON, BJ 1-5.

INTERCEPTIONS: Nevada-None. BYU-SO'OTO, Vic 1-14.

FUMBLES: Nevada-Kaepernick, C. 2-0; Tava, Vai 1-1. BYU-None.

SACKS (UA-A): Nevada-Roy, Brett 1-0. BYU-None.

TACKLES (UA-A): Nevada-Johnson, J.M. 7-3; Johnson, Marlon 6-3; Grimes, Kevin 5-1; Moch, Dontay 5-0; Frey, Isaiah 3-0; Marshall, B. 3-0; Miller, Doyle 3-0; Burnett, Kaelin 1-2; Madonick, Zack 2-0; Roy, Brett 2-0; Coulson, Ryan 1-1; Jefferson, S. 1-0; Drake, Ricky 1-0; Williams, Duke 1-0; Brown, Thaddeus 1-0; Faddis, Dean 1-0; Matthews, R. 1-0; Boughton, D. 1-0. BYU-RICH, Andrew 9-5; HUNTER, Shane 3-4; JORGENSEN, Aust 2-5; LOGAN, Brian 6-0; STOUT, Zac 3-3; PENDLETON, Jord 3-3; MANUMALEUNA, Ea 0-6; UALE, Travis 2-3; EASON, Corby 4-0; BRADLEY, Brando 3-1; SO'OTO, Vic 2-2; FUGA, Romney 2-1; FRAZIER, Jameso 1-2; RICHARDSON, Jor 0-3; MENDENHALL, Zek 1-1; PUTNAM, Matt 0-2; GALEA'I, Jay 1-0; STEELE, Tom 1-0; MARSHALL, Matt 0-1; LEUNG-WAI, Aven 0-1; MEES, Carter 0-1.

2010 BYU Cougars
BYU Cougars Overall Team Statistics (as of Sep 25, 2010)
All games

Team Statistics	BY	OPP
SCORING	60	113
Points Per Game	15.0	28.2
FIRST DOWNS	76	84
Rushing	27	51
Passing	38	29
Penalty	11	4
RUSHING YARDAGE	534	1054
Yards gained rushing	634	1150
Yards lost rushing	100	96
Rushing Attempts	127	193
Average Per Rush	4.2	5.5
Average Per Game	133.5	263.5
TDs Rushing	3	10
PASSING YARDAGE	694	679
Comp-Att-Int	74-145-2	55-99-2
Average Per Pass	4.8	6.9
Average Per Catch	9.4	12.3
Average Per Game	173.5	169.8
TDs Passing	3	4
TOTAL OFFENSE	1228	1733
Total Plays	272	292
Average Per Play	4.5	5.9
Average Per Game	307.0	433.2
KICK RETURNS: #-Yards	12-280	8-82
PUNT RETURNS: #-Yards	7-66	4-18
INT RETURNS: #-Yards	2-14	2-3
KICK RETURN AVERAGE	23.3	10.2
PUNT RETURN AVERAGE	9.4	4.5
INT RETURN AVERAGE	7.0	1.5
FUMBLES-LOST	10-3	8-2
PENALTIES-Yards	19-155	29-321
Average Per Game	38.8	80.2
PUNTS-Yards	21-775	15-690
Average Per Punt	36.9	46.0
Net punt average	33.2	37.6
TIME OF POSSESSION/Game	26:13	33:48
3RD-DOWN Conversions	20/61	30/64
3rd-Down Pct	33%	47%
4TH-DOWN Conversions	4/10	6/10
4th-Down Pct	40%	60%
SACKS BY-Yards	5-25	10-70
MISC YARDS	0	0
TOUCHDOWNS SCORED	6	14
FIELD GOALS-ATTEMPTS	5-6	5-7
ON-SIDE KICKS	0-0	0-0
RED-ZONE SCORES	10-12 83%	13-15 87%
RED-ZONE TOUCHDOWNS	5-12 42%	10-15 67%
PAT-ATTEMPTS	5-5 100%	14-14 100%
ATTENDANCE	125242	115487
Games/Avg Per Game	2/62621	2/57744
Neutral Site Games		0/0

Score by Quarters	1st	2nd	3rd	4th	oT	Total
BYU Cougars	26	21	10	3	0	60
Opponents	31	44	21	17	0	113

2010 BYU Cougars
BYU Cougars Overall Individual Statistics (as of Sep 25, 2010)
All games

Rushing	gp-gs	att	gain	loss	net	avg	td	lg	avg/g
DI LUIGI, JJ	4-4	53	338	6	332	6.3	2	43	83.0
NELSON, Riley	3-3	31	163	15	148	4.8	1	24	49.3
KARIYA, Bryan	4-2	26	87	6	81	3.1	0	8	20.2
QUEZADA, Joshua	4-0	4	24	0	24	6.0	0	9	6.0
CHAMBERS, O'Nei	3-2	1	8	0	8	8.0	0	8	2.7
TEAM	2-0	2	0	2	-2	-1.0	0	0	-1.0
HEAPS, Jake	4-1	10	14	71	-57	-5.7	0	6	-14.2
Total	4	127	634	100	534	4.2	3	43	133.5
Opponents	4	193	1150	96	1054	5.5	10	83	263.5

Passing	gp-gs	effic	comp-att-int	pct	yds	td	lg	avg/g
HEAPS, Jake	4-1	91.79	54-105-1	51.4	489	1	25	122.2
NELSON, Riley	3-3	104.55	20-40-1	50.0	205	2	48	68.3
Total	4	95.31	74-145-2	51.0	694	3	48	173.5
Opponents	4	122.46	55-99-2	55.6	679	4	43	169.8

Receiving	gp-gs	no.	yds	avg	td	lg	avg/g
DI LUIGI, JJ	4-4	18	200	11.1	1	48	50.0
HOFFMAN, Cody	4-3	13	142	10.9	1	27	35.5
ASHWORTH, Luke	4-2	11	53	4.8	0	12	13.2
JACOBSON, McKay	4-3	8	83	10.4	0	17	20.8
KARIYA, Bryan	4-2	6	17	2.8	0	5	4.2
CHAMBERS, O'Nei	3-2	5	48	9.6	0	15	16.0
QUEZADA, Joshua	4-0	4	25	6.2	1	9	6.2
WILSON, Richard	3-0	3	45	15.0	0	25	15.0
MATHEWS, Marcus	3-0	2	35	17.5	0	18	11.7
MUEHLMANN, Mike	4-2	2	28	14.0	0	15	7.0
HAGUE, Mike	4-0	1	13	13.0	0	13	3.2
PETERSON, BJ	4-0	1	5	5.0	0	5	1.2
Total	4	74	694	9.4	3	48	173.5
Opponents	4	55	679	12.3	4	43	169.8

Punt Returns	no.	yds	avg	td	lg
CHAMBERS, O'Nei	4	45	11.2	0	20
JACOBSON, McKay	2	19	9.5	0	11
FALSLEV, JD	1	2	2.0	0	2
Total	7	66	9.4	0	20
Opponents	4	18	4.5	0	14

Interceptions	no.	yds	avg	td	lg
HUNTER, Shane	1	0	0.0	0	0
SO'OTO, Vic	1	14	14.0	0	14
Total	2	14	7.0	0	14
Opponents	2	3	1.5	0	2

Kick Returns	no.	yds	avg	td	lg
CHAMBERS, O'Nei	8	142	17.8	0	29
JACOBSON, McKay	3	72	24.0	0	39
DI LUIGI, JJ	1	35	35.0	0	35
HOFFMAN, Cody	0	31	0.0	0	31
Total	12	280	23.3	0	39
Opponents	8	82	10.2	0	21

Fumble Returns	no.	yds	avg	td	lg
Total	0	0	0.0	0	0
Opponents	0	0	0.0	0	0

2010 BYU Cougars
BYU Cougars Overall Individual Statistics (as of Sep 25, 2010)
All games

Scoring	td	fg	PAT				dxp	saf	pts
			kick	rush	rcv	pass			
PAYNE, Mitch	-	5-6	5-5	-	-	-	-	-	20
DI LUIGI, JJ	3	-	-	-	-	-	-	-	18
NELSON, Riley	1	-	-	1-1	-	-	-	-	8
HOFFMAN, Cody	1	-	-	-	-	-	-	-	6
QUEZADA, Joshua	1	-	-	-	-	-	-	-	6
TEAM	-	-	-	-	-	-	-	1	2
Total	6	5-6	5-5	1-1	-	-	-	1	60
Opponents	14	5-7	14-14	-	-	-	-	-	113

Total Offense	g	plays	rush	pass	total	avg/g
HEAPS, Jake	4	115	-57	489	432	108.0
NELSON, Riley	3	71	148	205	353	117.7
DI LUIGI, JJ	4	53	332	0	332	83.0
KARIYA, Bryan	4	26	81	0	81	20.2
QUEZADA, Joshua	4	4	24	0	24	6.0
CHAMBERS, O'Nei	3	1	8	0	8	2.7
TEAM	2	2	-2	0	-2	-1.0
Total	4	272	534	694	1228	307.0
Opponents	4	292	1054	679	1733	433.2

Field Goals	fg	pct.	01-19	20-29	30-39	40-49	50-99	lg	blk
PAYNE, Mitch	5-6	83.3	0-0	5-5	0-0	0-1	0-0	29	0

FG Sequence	BYU Cougars	Opponents
Washington	40,(22),(29)	(54)
Air Force	-	48
Florida State	(28)	(26),(47),34
Nevada	(27),(29)	(38),(29)

Numbers in (parentheses) indicate field goal was made.

Punting	no.	yds	avg	lg	tb	fc	i20	50+	blk
STEPHENSON, Ril	20	773	38.7	55	3	3	7	4	0
FALSLEV, JD	1	2	2.0	2	0	0	0	0	0
Total	21	775	36.9	55	3	3	7	4	0
Opponents	15	690	46.0	64	3	0	3	6	0

Kickoffs	no.	yds	avg	tb	ob	retn	net	ydln
STEPHENSON, Ril	14	930	66.4	7	0			
PAYNE, Mitch	1	41	41.0	0	0			
Total	15	971	64.7	7	0	10.2	49.9	20
Opponents	22	1439	65.4	9	1	23.3	44.5	25

2010 BYU Cougars
BYU Cougars Overall Individual Statistics (as of Sep 25, 2010)
All games

<u>All Purpose</u>	<u>g</u>	<u>rush</u>	<u>rcv</u>	<u>pr</u>	<u>kr</u>	<u>ir</u>	<u>total</u>	<u>avg/g</u>
DI LUIGI, JJ	4	332	200	0	35	0	567	141.8
CHAMBERS, O'	3	8	48	45	142	0	243	81.0
JACOBSON, Mc	4	0	83	19	72	0	174	43.5
HOFFMAN, Cod	4	0	142	0	31	0	173	43.2
NELSON, Riley	3	148	0	0	0	0	148	49.3
KARIYA, Bryan	4	81	17	0	0	0	98	24.5
ASHWORTH, Lu	4	0	53	0	0	0	53	13.2
QUEZADA, Josh	4	24	25	0	0	0	49	12.2
WILSON, Richar	3	0	45	0	0	0	45	15.0
MATHEWS, Mar	3	0	35	0	0	0	35	11.7
MUEHLMANN,	4	0	28	0	0	0	28	7.0
SO'OTO, Vic	4	0	0	0	0	14	14	3.5
HAGUE, Mike	4	0	13	0	0	0	13	3.2
PETERSON, BJ	4	0	5	0	0	0	5	1.2
FALSLEV, JD	4	0	0	2	0	0	2	0.5
TEAM	2	-2	0	0	0	0	-2	-1.0
HEAPS, Jake	4	-57	0	0	0	0	-57	-14.2
Total	4	534	694	66	280	14	1588	397.0
Opponents	4	1054	679	18	82	3	1836	459.0

2010 BYU Cougars
BYU Cougars Overall Defensive Statistics (as of Sep 25, 2010)
All games

##	Defensive Leaders	gp-gs	Tackles				tfl/yds	Sacks no-yds	Pass defense			Fumbles		blkd	
			ua	a	tot				int-yds	brup	qbh	rcv-yds	ff	kick	saf
22	RICH, Andrew	4-4	30	17	47	2.0-7	.	.	1	.	1-0	2	.	.	
1	PENDLETON, Jord	4-4	15	16	31	3.0-14	2.0-12	.	1	1	.	1	.	.	
51	HUNTER, Shane	4-4	17	13	30	0.5-1	.	1-0	1	.	1-0	.	.	.	
34	JORGENSEN, Aust	4-1	11	12	23	
37	SO'OTO, Vic	4-4	6	13	19	1.5-7	1.0-5	1-14	1	2	
7	LOGAN, Brian	4-3	11	5	16	.	.	.	3	
5	BRADLEY, Brando	4-4	9	6	15	.	.	.	1	
48	FRAZIER, Jameso	4-4	9	6	15	1.5-6	.	.	.	2	
98	FUGA, Romney	4-4	6	9	15	0.5-2	0.5-2	
55	MANUMALEUNA, Ea	4-4	2	10	12	1.5-6	1.5-6	.	1	
94	RICHARDSON, Jor	4-0	6	6	12	
24	THOMAS, Steven	3-3	7	3	10	0.5-2	.	.	1	
23	UALE, Travis	3-0	5	4	9	
47	STOUT, Zac	4-0	5	4	9	1.0-2	
44	OGLETREE, Brand	2-1	4	4	8	
31	LEUNG-WAI, Aven	3-2	3	4	7	
25	EASON, Corby	4-1	6	.	6	.	.	.	3	
41	PUTNAM, Matt	4-0	1	3	4	
30	MENDENHALL, Zek	4-1	2	1	3	1	.	.	
27	FOOTE, David	3-0	2	.	2	
32	HAGUE, Mike	4-0	1	1	2	
15	MEES, Carter	4-0	.	2	2	
1H	GALEA'I, Jray	4-0	2	.	2	
52	STEELE, Tom	2-0	1	.	1	
19	MARSHALL, Matt	4-0	.	1	1	
79	BRYSON, Thomas	3-0	1	.	1	1	
2	HOFFMAN, Cody	4-3	1	.	1	
10	DI LUIGI, JJ	4-4	1	.	1	
TM	TEAM	2-0	1	
	Total	4	164	140	304	12-47	5-25	2-14	13	6	2-0	4	.	1	
	Opponents	4	164	74	238	20-88	10-70	2-3	16	4	3-0	8	.	.	

2010 BYU Cougars
BYU Cougars Combined Team Statistics (as of Sep 25, 2010)
All games

Date	Opponent	Score	Att.	Record:	Overall	Home	Away	Neutral
Sep 04, 2010	WASHINGTON	W 23-17	63771	All games	1-3	1-1	0-2	0-0
* Sep 11, 2010	at Air Force	L 14-35	46692	Conference	0-1	0-0	0-1	0-0
Sep 18, 2010	at Florida State	L 10-34	68795	Non-Conference	1-2	1-1	0-1	0-0
Sep 24, 2010	NEVADA	L 13-27	61471					

Rushing	gp-gs	att	gain	loss	net	avg	td	lg	avg/g
DI LUIGI, JJ	4-4	53	338	6	332	6.3	2	43	83.0
NELSON, Riley	3-3	31	163	15	148	4.8	1	24	49.3
KARIYA, Bryan	4-2	26	87	6	81	3.1	0	8	20.2
QUEZADA, Joshua	4-0	4	24	0	24	6.0	0	9	6.0
CHAMBERS, O'Nei	3-2	1	8	0	8	8.0	0	8	2.7
TEAM	2-0	2	0	2	-2	-1.0	0	0	-1.0
HEAPS, Jake	4-1	10	14	71	-57	-5.7	0	6	-14.2
Total	4	127	634	100	534	4.2	3	43	133.5
Opponents	4	193	1150	96	1054	5.5	10	83	263.5

Passing	gp-gs	effic	comp-att-int	pct	yds	td	lg	avg/g
HEAPS, Jake	4-1	91.79	54-105-1	51.4	489	1	25	122.2
NELSON, Riley	3-3	104.55	20-40-1	50.0	205	2	48	68.3
Total	4	95.31	74-145-2	51.0	694	3	48	173.5
Opponents	4	122.46	55-99-2	55.6	679	4	43	169.8

Receiving	gp-gs	no.	yds	avg	td	lg	avg/g
DI LUIGI, JJ	4-4	18	200	11.1	1	48	50.0
HOFFMAN, Cody	4-3	13	142	10.9	1	27	35.5
ASHWORTH, Luke	4-2	11	53	4.8	0	12	13.2
JACOBSON, McKay	4-3	8	83	10.4	0	17	20.8
KARIYA, Bryan	4-2	6	17	2.8	0	5	4.2
CHAMBERS, O'Nei	3-2	5	48	9.6	0	15	16.0
QUEZADA, Joshua	4-0	4	25	6.2	1	9	6.2
WILSON, Richard	3-0	3	45	15.0	0	25	15.0
MATHEWS, Marcus	3-0	2	35	17.5	0	18	11.7
MUEHLMANN, Mike	4-2	2	28	14.0	0	15	7.0
HAGUE, Mike	4-0	1	13	13.0	0	13	3.2
PETERSON, BJ	4-0	1	5	5.0	0	5	1.2
Total	4	74	694	9.4	3	48	173.5
Opponents	4	55	679	12.3	4	43	169.8

Field Goals	fg	pct.	01-19	20-29	30-39	40-49	50-99	lg	blk
PAYNE, Mitch	5-6	83.3	0-0	5-5	0-0	0-1	0-0	29	0

Scoring	td	fg	kick	PAT			dxp	saf	pts
PAYNE, Mitch	-	5-6	5-5	-	-	-	-	-	20
DI LUIGI, JJ	3	-	-	-	-	-	-	-	18
NELSON, Riley	1	-	-	1-1	-	-	-	-	8
HOFFMAN, Cody	1	-	-	-	-	-	-	-	6
QUEZADA, Joshua	1	-	-	-	-	-	-	-	6
TEAM	-	-	-	-	-	-	-	1	2
Total	6	5-6	5-5	1-1	-	-	-	1	60
Opponents	14	5-7	14-14	-	-	-	-	-	113

Team Statistics	BY	OPP
FIRST DOWNS	76	84
Rushing	27	51
Passing	38	29
Penalty	11	4
RUSHING YARDAGE	534	1054
Rushing Attempts	127	193
Average Per Rush	4.2	5.5
Average Per Game	133.5	263.5
TDs Rushing	3	10
PASSING YARDAGE	694	679
Comp-Att-Int	74-145-2	55-99-2
Average Per Pass	4.8	6.9
Average Per Catch	9.4	12.3
Average Per Game	173.5	169.8
TDs Passing	3	4
TOTAL OFFENSE	1228	1733
Average Per Play	4.5	5.9
Average Per Game	307.0	433.2
KICK RETURNS: #-Yards	12-280	8-82
PUNT RETURNS: #-Yards	7-66	4-18
INT RETURNS: #-Yards	2-14	2-3
FUMBLES-LOST	10-3	8-2
PENALTIES-Yards	19-155	29-321
PUNTS-AVG	21-36.9	15-46.0
TIME OF POSSESSION/Game	26:13	33:48
3RD-DOWN Conversions	20/61	30/64
4TH-DOWN Conversions	4/10	6/10

Interceptions	no.	yds	avg	td	lg
SO'OTO, Vic	1	14	14.0	0	14
HUNTER, Shane	1	0	0.0	0	0

Punting	no.	yds	avg	lg	tb	fc	i20	50+	blk
STEPHENSON, Ril	20	773	38.7	55	3	3	7	4	0
FALSLEV, JD	1	2	2.0	2	0	0	0	0	0

Punt Returns	no.	yds	avg	td	lg
CHAMBERS, O'Nei	4	45	11.2	0	20
JACOBSON, McKay	2	19	9.5	0	11
FALSLEV, JD	1	2	2.0	0	2
Total	7	66	9.4	0	20
Opponents	4	18	4.5	0	14

Kick Returns	no.	yds	avg	td	lg
CHAMBERS, O'Nei	8	142	17.8	0	29
JACOBSON, McKay	3	72	24.0	0	39
DI LUIGI, JJ	1	35	35.0	0	35
HOFFMAN, Cody	0	31	0.0	0	31
Total	12	280	23.3	0	39
Opponents	8	82	10.2	0	21

All Purpose	g	rush	rcv	pr	kr	ir	total	avg/g
DI LUIGI, JJ	4	332	200	0	35	0	567	141.8
CHAMBERS, O'	3	8	48	45	142	0	243	81.0
JACOBSON, Mc	4	0	83	19	72	0	174	43.5
HOFFMAN, Cod	4	0	142	0	31	0	173	43.2
Total	4	534	694	66	280	14	1588	397.0
Opponents	4	1054	679	18	82	3	1836	459.0

Total Offense	g	plays	rush	pass	total	avg/g
HEAPS, Jake	4	115	-57	489	432	108.0
NELSON, Riley	3	71	148	205	353	117.7
DI LUIGI, JJ	4	53	332	0	332	83.0
KARIYA, Bryan	4	26	81	0	81	20.2
Total	4	272	534	694	1228	307.0
Opponents	4	292	1054	679	1733	433.2

##	Defensive Leaders	gp-gs	Tackles				Sacks	Pass defense			Fumbles		blkd		saf
			ua	a	tot	tfl/yds	no-yds	int-yds	brup	qbh	rcv-yds	ff	kick		
22	RICH, Andrew	4-4	30	17	47	2.0-7					1-0	2			
1	PENDLETON, Jord	4-4	15	16	31	3.0-14	2.0-12			1		1			
51	HUNTER, Shane	4-4	17	13	30	0.5-1		1-0	1		1-0				
34	JORGENSEN, Aust	4-1	11	12	23										
	Total	4	164	140	304	12-47	5-25	2-14	13	6	2-0	4		1	
	Opponents	4	164	74	238	20-88	10-70	2-3	16	4	3-0	8			

2010 BYU Cougars
BYU Cougars Game Results (as of Sep 25, 2010)
All games

Date	Opponent		Score	Overall	Conference	Time	Attend
Sep 04, 2010	WASHINGTON	W	23-17	1-0	0-0	3:24	63771
* Sep 11, 2010	at Air Force	L	14-35	1-1	0-1	3:02	46692
Sep 18, 2010	at Florida State	L	10-34	1-2	0-1	3:13	68795
Sep 24, 2010	NEVADA	L	13-27	1-3	0-1	3:09	61471

2010 BYU Cougars
BYU Cougars Team Game-by-Game (as of Sep 25, 2010)
All games

TEAM STATISTICS

Date	Opponent	Rushing				Receiving				Passing				Kick Returns				Punt Returns				tot off
		no.	yds	td	lg	no.	yds	td	lg	cmp-att-int	yds	td	lg	no.	yds	td	lg	no.	yds	td	lg	
Sep 04	WASHINGTON	33	146	0	19	24	262	2	48	24-40-0	262	2	48	4	72	0	29	2	26	0	20	408
Sep 11	at Air Force	34	221	2	43	10	88	0	27	10-25-1	88	0	27	4	81	0	35	2	13	0	11	309
Sep 18	at Florida State	35	76	0	21	16	115	1	16	16-35-1	115	1	16	1	24	0	24	2	19	0	11	191
Sep 24	NEVADA	25	91	1	14	24	229	0	25	24-45-0	229	0	25	3	103	0	39	1	8	0	8	320
BYU Cougars		127	534	3	43	74	694	3	48	74-145-2	694	3	48	12	280	0	39	7	66	0	20	1228
		193	1054	10	83	55	679	4	43	55-99-2	679	4	43	8	82	0	21	4	18	0	14	1733

Games played: 4
 Avg per rush: 4.2
 Avg per catch: 9.4
 Pass efficiency: 95.31
 Kick ret avg: 23.3
 Punt ret avg: 9.4
 All purpose avg/game: 397.0
 Total offense avg/gm: 307.0

Date	Opponent	Tackles				Sacks no-yds	Fumble		Pass Defense			Blkd kick	PAT Attempts				saf	pts
		ua	a	total	tfl-yds		ff	fr-yds	int-yds	qbh	brup		kick	rush	rcv			
Sep 04	WASHINGTON	30	36	66	3.0-8	1.0-4	0	0-0	0-0	2	5	0	1-1	1	0	1	23	
Sep 11	at Air Force	44	44	88	4.0-14	1.0-5	1	0-0	1-0	0	3	0	2-2	0	0	0	14	
Sep 18	at Florida State	47	16	63	5.0-25	3.0-16	2	1-0	0-0	0	4	0	1-1	0	0	0	10	
Sep 24	NEVADA	43	44	87	0.0-0	0.0-0	1	1-0	1-14	4	1	0	1-1	0	0	0	13	
BYU Cougars		164	140	304	12.0-47	5.0-25	4	2-0	2-14	6	13	0	5-5	1	0	1	60	
		164	74	238	20.0-88	10.0-70	8	3-0	2-3	4	16	0	14-14	0	0	0	113	

Date	Opponent	Punting										Field Goals			Kickoffs			
		no.	yds	avg	long	blkd	tb	fc	50+	i20	md-att	long	blkd	no.	yds	avg	tb	ob
Sep 04	WASHINGTON	6	223	37.2	47	0	1	0	0	3	2-3	29	0	5	345	69.0	2	0
Sep 11	at Air Force	6	176	29.3	51	0	1	2	1	2	0-0	0	0	3	183	61.0	2	0
Sep 18	at Florida State	6	282	47.0	55	0	0	1	3	2	1-1	28	0	3	176	58.7	1	0
Sep 24	NEVADA	3	94	31.3	47	0	1	0	0	0	2-2	29	0	4	267	66.8	2	0
BYU Cougars		21	775	36.9	55	0	3	3	4	7	5-6	29	0	15	971	64.7	7	0
		15	690	46.0	64	0	3	0	6	3	5-7	54	0	22	1439	65.4	9	1

2010 BYU Cougars
BYU Cougars Opponent Game-by-Game (as of Sep 25, 2010)
All games

OPPONENT STATISTICS

Date	Opponent	Rushing				Receiving				Passing				Kick Returns				Punt Returns				tot off
		no.	yds	td	lg	no.	yds	td	lg	cmp-att-int	yds	td	lg	no.	yds	td	lg	no.	yds	td	lg	
Sep 04	WASHINGTON	31	128	1	39	20	266	1	43	20-39-0	266	1	43	3	20	0	16	0	0	0	0	394
Sep 11	at Air Force	65	409	4	46	5	68	1	37	5-13-1	68	1	37	1	12	0	12	0	0	0	0	477
Sep 18	at Florida State	44	278	3	83	14	149	1	34	14-21-0	149	1	34	2	18	0	15	3	18	0	14	427
Sep 24	NEVADA	53	239	2	26	16	196	1	36	16-26-1	196	1	36	2	32	0	21	1	0	0	0	435
Opponents		193	1054	10	83	55	679	4	43	55-99-2	679	4	43	8	82	0	21	4	18	0	14	1733
		127	534	3	43	74	694	3	48	74-145-2	694	3	48	12	280	0	39	7	66	0	20	1228

Games played: 4
 Avg per rush: 5.5
 Avg per catch: 12.3
 Pass efficiency: 122.46
 Kick ret avg: 10.2
 Punt ret avg: 4.5
 All purpose avg/game: 459.0
 Total offense avg/gm: 433.2

Date	Opponent	Tackles				Sacks no-yds	Fumble		Pass Defense			Blkd kick	PAT Attempts			saf	pts
		ua	a	total	tfl-yds		ff	fr-yds	int-yds	qbh	brup		kick	rush	rcv		
Sep 04	WASHINGTON	44	26	70	4.0-7	0.0-0	1	0-0	0-0	1	1	0	2-2	0	0	0	17
Sep 11	at Air Force	30	28	58	3.0-11	1.0-8	3	2-0	1-1	0	3	0	5-5	0	0	0	35
Sep 18	at Florida State	45	10	55	10.0-56	8.0-52	4	1-0	1-2	1	6	0	4-4	0	0	0	34
Sep 24	NEVADA	45	10	55	3.0-14	1.0-10	0	0-0	0-0	2	6	0	3-3	0	0	0	27
Opponents		164	74	238	20.0-88	10.0-70	8	3-0	2-3	4	16	0	14-14	0	0	0	113
		164	140	304	12.0-47	5.0-25	4	2-0	2-14	6	13	0	5-5	1	0	1	60

Date	Opponent	Punting							Field Goals			Kickoffs						
		no.	yds	avg	long	blkd	tb	fc	50+	i20	md-att	long	blkd	no.	yds	avg	tb	ob
Sep 04	WASHINGTON	6	271	45.2	64	0	2	0	2	0	1-1	54	0	4	260	65.0	0	0
Sep 11	at Air Force	4	166	41.5	45	0	1	0	0	1	0-1	0	0	6	379	63.2	2	0
Sep 18	at Florida State	3	141	47.0	54	0	0	0	2	1	2-3	47	0	7	450	64.3	5	1
Sep 24	NEVADA	2	112	56.0	56	0	0	0	2	1	2-2	38	0	5	350	70.0	2	0
Opponents		15	690	46.0	64	0	3	0	6	3	5-7	54	0	22	1439	65.4	9	1
		21	775	36.9	55	0	3	3	4	7	5-6	29	0	15	971	64.7	7	0

**2010 BYU Cougars
BYU Cougars Game Superlatives (as of Sep 25, 2010)
All games**

INDIVIDUAL GAME HIGHS

Rushes	20	NELSON, Riley at Air Force (Sep 11, 2010)
Yards Rushing	103	DI LUIGI, JJ at Air Force (Sep 11, 2010)
TD Rushes	1	DI LUIGI, JJ at Air Force (Sep 11, 2010)
	1	NELSON, Riley at Air Force (Sep 11, 2010)
	1	DI LUIGI, JJ vs Nevada (Sep 24, 2010)
Long Rush	43	DI LUIGI, JJ at Air Force (Sep 11, 2010)
Pass attempts	45	HEAPS, Jake vs Nevada (Sep 24, 2010)
Pass completions	24	HEAPS, Jake vs Nevada (Sep 24, 2010)
Yards Passing	229	HEAPS, Jake vs Nevada (Sep 24, 2010)
TD Passes	2	NELSON, Riley vs Washington (Sep 04, 2010)
Long Pass	48	NELSON, Riley vs Washington (Sep 04, 2010)
Receptions	8	DI LUIGI, JJ vs Nevada (Sep 24, 2010)
Yards Receiving	83	DI LUIGI, JJ vs Washington (Sep 04, 2010)
TD Receptions	1	DI LUIGI, JJ vs Washington (Sep 04, 2010)
	1	QUEZADA, Joshua vs Washington (Sep 04, 2010)
	1	HOFFMAN, Cody at Florida State (Sep 18, 2010)
Long Reception	48	DI LUIGI, JJ vs Washington (Sep 04, 2010)
Field Goals	2	PAYNE, Mitch vs Washington (Sep 04, 2010)
	2	PAYNE, Mitch vs Nevada (Sep 24, 2010)
Long Field Goal	29	PAYNE, Mitch vs Washington (Sep 04, 2010)
	29	PAYNE, Mitch vs Nevada (Sep 24, 2010)
Punts	6	STEPHENSON, Ril vs Washington (Sep 04, 2010)
	6	STEPHENSON, Ril at Air Force (Sep 11, 2010)
	6	STEPHENSON, Ril at Florida State (Sep 18, 2010)
Punting Avg	47.0	STEPHENSON, Ril at Florida State (Sep 18, 2010)
Long Punt	55	STEPHENSON, Ril at Florida State (Sep 18, 2010)
Long Punt Return	20	CHAMBERS, O'Nei vs Washington (Sep 04, 2010)
Long Kickoff Return	39	JACOBSON, McKay vs Nevada (Sep 24, 2010)
Tackles	14	RICH, Andrew at Air Force (Sep 11, 2010)
	14	RICH, Andrew vs Nevada (Sep 24, 2010)
Sacks	1.5	PENDLETON, Jord at Florida State (Sep 18, 2010)
	1.5	MANUMALEUNA, Ea at Florida State (Sep 18, 2010)
Tackles For Loss	2.0	RICH, Andrew at Air Force (Sep 11, 2010)
Interceptions	1	HUNTER, Shane at Air Force (Sep 11, 2010)
	1	SO'OTO, Vic vs Nevada (Sep 24, 2010)

2010 BYU Cougars
BYU Cougars Game Superlatives (as of Sep 25, 2010)
All games

TEAM GAME HIGHS

Rushes	35	at Florida State (Sep 18, 2010)
Yards Rushing	221	at Air Force (Sep 11, 2010)
Yards Per Rush	6.5	at Air Force (Sep 11, 2010)
TD Rushes	2	at Air Force (Sep 11, 2010)
Pass attempts	45	vs Nevada (Sep 24, 2010)
Pass completions	24	vs Washington (Sep 04, 2010)
	24	vs Nevada (Sep 24, 2010)
Yards Passing	262	vs Washington (Sep 04, 2010)
Yards Per Pass	6.6	vs Washington (Sep 04, 2010)
TD Passes	2	vs Washington (Sep 04, 2010)
Total Plays	73	vs Washington (Sep 04, 2010)
Total Offense	408	vs Washington (Sep 04, 2010)
Yards Per Play	5.6	vs Washington (Sep 04, 2010)
Points	23	vs Washington (Sep 04, 2010)
Sacks By	3	at Florida State (Sep 18, 2010)
First Downs	23	vs Washington (Sep 04, 2010)
Penalties	7	at Air Force (Sep 11, 2010)
Penalty Yards	60	vs Washington (Sep 04, 2010)
Turnovers	3	at Air Force (Sep 11, 2010)
Interceptions By	1	at Air Force (Sep 11, 2010)
	1	vs Nevada (Sep 24, 2010)

2010 BYU Cougars
BYU Cougars Game Superlatives (as of Sep 25, 2010)
All games

OPPONENT INDIVIDUAL GAME HIGHS

Rushes	29	Taua, Vai, vs Nevada (Sep 24, 2010)
Yards Rushing	133	Taua, Vai, vs Nevada (Sep 24, 2010)
TD Rushes	1	Locker, Jake, vs Washington (Sep 04, 2010)
	1	JEFFERSON, Tim, at Air Force (Sep 11, 2010)
	1	HUNTER, Mikel, at Air Force (Sep 11, 2010)
	1	WARZEKA, Jon, at Air Force (Sep 11, 2010)
	1	WALKER, Nathan, at Air Force (Sep 11, 2010)
	1	Ponder, C., at Florida State (Sep 18, 2010)
	1	Thompson, C., at Florida State (Sep 18, 2010)
	1	Jones, T., at Florida State (Sep 18, 2010)
	1	Kaepernick, C., vs Nevada (Sep 24, 2010)
	1	Taua, Vai, vs Nevada (Sep 24, 2010)
Long Rush	83	Thompson, C., at Florida State (Sep 18, 2010)
Pass attempts	37	Locker, Jake, vs Washington (Sep 04, 2010)
Pass completions	20	Locker, Jake, vs Washington (Sep 04, 2010)
Yards Passing	266	Locker, Jake, vs Washington (Sep 04, 2010)
TD Passes	1	Locker, Jake, vs Washington (Sep 04, 2010)
	1	JEFFERSON, Tim, at Air Force (Sep 11, 2010)
	1	Ponder, C., at Florida State (Sep 18, 2010)
	1	Kaepernick, C., vs Nevada (Sep 24, 2010)
Long Pass	43	Locker, Jake, vs Washington (Sep 04, 2010)
Receptions	9	Reed, B., at Florida State (Sep 18, 2010)
Yards Receiving	108	Kearse, J., vs Washington (Sep 04, 2010)
TD Receptions	1	Kearse, J., vs Washington (Sep 04, 2010)
	1	HUNTER, Mikel, at Air Force (Sep 11, 2010)
	1	Jones, T., at Florida State (Sep 18, 2010)
	1	Randall, C., vs Nevada (Sep 24, 2010)
Long Reception	43	Kearse, J., vs Washington (Sep 04, 2010)
Field Goals	2	Hopkins, D., at Florida State (Sep 18, 2010)
Long Field Goal	54	Folk, Erik, vs Washington (Sep 04, 2010)
Punts	6	Mahan, Will, vs Washington (Sep 04, 2010)
Punting Avg	56.0	Langley, Brad, vs Nevada (Sep 24, 2010)
Long Punt	64	Mahan, Will, vs Washington (Sep 04, 2010)
Long Punt Return	14	Reid, G., at Florida State (Sep 18, 2010)
Long Kickoff Return	21	Matthews, R., vs Nevada (Sep 24, 2010)
Tackles	14	Foster, Mason, vs Washington (Sep 04, 2010)
Sacks	2.0	Jenkins, B., at Florida State (Sep 18, 2010)
Tackles For Loss	2.0	Jenkins, B., at Florida State (Sep 18, 2010)
	2.0	Dawkins, E., at Florida State (Sep 18, 2010)
Interceptions	1	REMBERT, Reggie, at Air Force (Sep 11, 2010)
	1	Rhodes, X., at Florida State (Sep 18, 2010)

**2010 BYU Cougars
BYU Cougars Game Superlatives (as of Sep 25, 2010)
All games**

OPPONENT TEAM GAME HIGHS

Rushes	65	at Air Force (Sep 11, 2010)
Yards Rushing	409	at Air Force (Sep 11, 2010)
Yards Per Rush	6.3	at Florida State (Sep 18, 2010)
TD Rushes	4	at Air Force (Sep 11, 2010)
Pass attempts	39	vs Washington (Sep 04, 2010)
Pass completions	20	vs Washington (Sep 04, 2010)
Yards Passing	266	vs Washington (Sep 04, 2010)
Yards Per Pass	7.5	vs Nevada (Sep 24, 2010)
TD Passes	1	vs Washington (Sep 04, 2010)
	1	at Air Force (Sep 11, 2010)
	1	at Florida State (Sep 18, 2010)
	1	vs Nevada (Sep 24, 2010)
Total Plays	79	vs Nevada (Sep 24, 2010)
Total Offense	477	at Air Force (Sep 11, 2010)
Yards Per Play	6.6	at Florida State (Sep 18, 2010)
Points	35	at Air Force (Sep 11, 2010)
Sacks By	8	at Florida State (Sep 18, 2010)
First Downs	23	vs Nevada (Sep 24, 2010)
Penalties	10	at Air Force (Sep 11, 2010)
Penalty Yards	125	at Air Force (Sep 11, 2010)
Turnovers	2	vs Nevada (Sep 24, 2010)
Interceptions By	1	at Air Force (Sep 11, 2010)
	1	at Florida State (Sep 18, 2010)

2010 BYU Cougars
BYU Cougars Red-Zone Results (as of Sep 25, 2010)
All games

BYU Cougars Inside Opponent Red-Zone

Date	Opponent	Score	Times In RZ	Times Scored	Total Pts	Rush TDs	Pass TDs	FGs Made	Failed to score inside RZ						
									FGA	Down	Int	Fumb	Half	Game	
Sep 04, 2010	WASHINGTON	W 23-17	3	3	14	1	0	1	2	0	0	0	0	0	0
Sep 11, 2010	at Air Force	L 14-35	2	2	14	2	2	0	0	0	0	0	0	0	0
Sep 18, 2010	at Florida State	L 10-34	2	2	10	1	0	1	1	0	0	0	0	0	0
Sep 24, 2010	NEVADA	L 13-27	5	3	13	1	1	0	2	0	1	0	0	1	0
Totals			12	10	51	5	3	2	5	0	1	0	0	1	0
			10 of 12 (83.3%)												

Opponents Inside BYU Cougars Red-Zone

Date	Opponent	Score	Times In RZ	Times Scored	Total Pts	Rush TDs	Pass TDs	FGs Made	Failed to score inside RZ						
									FGA	Down	Int	Fumb	Half	Game	
Sep 04, 2010	WASHINGTON	W 23-17	2	2	14	2	1	1	0	0	0	0	0	0	0
Sep 11, 2010	at Air Force	L 14-35	3	2	14	2	2	0	0	0	0	0	0	1	0
Sep 18, 2010	at Florida State	L 10-34	6	5	27	3	2	1	2	1	0	0	0	0	0
Sep 24, 2010	NEVADA	L 13-27	4	4	24	3	2	1	1	0	0	0	0	0	0
Totals			15	13	79	10	7	3	3	1	0	0	0	1	0
			13 of 15 (86.7%)												

2010 BYU Cougars
BYU Cougars By-Quarter Statistics (as of Sep 25, 2010)
All games

3rd-Down Conversions

Date	Opponent	Score	Overall	1st Qtr	2nd Qtr	3rd Qtr	4th Qtr	Overtime
Sep 04, 2010	WASHINGTON	W 23-17	5-16 31.2	1-5 20.0	1-4 25.0	3-5 60.0	0-2 0.0	
Sep 11, 2010	at Air Force	L 14-35	6-15 40.0	4-5 80.0	0-3 0.0	1-3 33.3	1-4 25.0	
Sep 18, 2010	at Florida State	L 10-34	4-15 26.7	0-2 0.0	3-6 50.0	0-2 0.0	1-5 20.0	
Sep 24, 2010	NEVADA	L 13-27	5-15 33.3	2-3 66.7	0-4 0.0	2-4 50.0	1-4 25.0	
	BYU Cougars		20-61 32.8	7-15 46.7	4-17 23.5	6-14 42.9	3-15 20.0	0-0 0.0
	Opponents		30-64 46.9	7-12 58.3	5-16 31.2	8-16 50.0	10-20 50.0	0-0 0.0

4th-Down Conversions

Date	Opponent	Score	Overall	1st Qtr	2nd Qtr	3rd Qtr	4th Qtr	Overtime
Sep 04, 2010	WASHINGTON	W 23-17	1-1 100.0	0-0 0.0	1-1 100.0	0-0 0.0	0-0 0.0	
Sep 11, 2010	at Air Force	L 14-35	1-2 50.0	1-1 100.0	0-0 0.0	0-0 0.0	0-1 0.0	
Sep 18, 2010	at Florida State	L 10-34	1-3 33.3	0-0 0.0	0-0 0.0	0-0 0.0	1-3 33.3	
Sep 24, 2010	NEVADA	L 13-27	1-4 25.0	0-0 0.0	1-2 50.0	0-1 0.0	0-1 0.0	
	BYU Cougars		4-10 40.0	1-1 100.0	2-3 66.7	0-1 0.0	1-5 20.0	0-0 0.0
	Opponents		6-10 60.0	1-2 50.0	2-3 66.7	1-1 100.0	2-4 50.0	0-0 0.0

Time of Possession

Date	Opponent	Score	Overall	1st Qtr	2nd Qtr	3rd Qtr	4th Qtr	Overtime
Sep 04, 2010	WASHINGTON	W 23-17	32:12	10:07	7:18	8:24	6:23	
Sep 11, 2010	at Air Force	L 14-35	23:01	9:24	4:41	5:39	3:17	
Sep 18, 2010	at Florida State	L 10-34	25:54	5:37	9:15	6:30	4:32	
Sep 24, 2010	NEVADA	L 13-27	23:43	4:37	7:28	5:59	5:39	
	BYU Cougars	Total	104:50	29:45	28:42	26:32	19:51	0:00
		Avg.	26:12	7:26	7:10	6:38	4:57	0:00
	Opponents	Total	135:10	30:15	31:18	33:28	40:09	0:00
		Avg.	33:47	7:33	7:49	8:22	10:02	0:00