



BRIGHAM YOUNG UNIVERSITY 2010 COUGAR FOOTBALL

BYU Athletic Communications • 30 SFH • Provo, UT • (801) 422-8948 • Fax: (801) 422-0633 • www.byucougars.com
Football SID • Brett Pyne • brett_pyne@byu.edu • (801) 367-1631 • Asst. Football SID • Jordan Christiansen • softball_sid@byu.edu • (801) 717-5217

2010 SCHEDULE

DATE	OPPONENT	TIME/RESULT
Sept. 4	WASHINGTON	W, 23-17
Sept. 11	at Air Force	L, 35-14
Sept. 18	at Florida State	L, 34-10
Sept. 25	NEVADA	4 p.m. MT (The Mtn.)
Oct. 1	at Utah State	6 p.m. MT (ESPN)
Oct. 9	SAN DIEGO STATE	4 p.m. MT (The Mtn.)
Oct. 16	at TCU	3 p.m. CT (VERSUS)
Oct. 23	WYOMING	12 p.m. MT (The Mtn.)
Nov. 6	UNLV	12 p.m. MT (The Mtn.)
Nov. 13	at Colorado State	12 p.m. MT (The Mtn.)
Nov. 20	NEW MEXICO	4 p.m. MT (The Mtn.)
Nov. 27	at Utah	1:30 p.m. MT (The Mtn./CBS-C)

2010 QUICK FACTS

Location: Provo, Utah
 Founded: Oct. 15, 1875
 Elevation: 4,553 feet
 Enrollment: 33,278
 Nickname: Cougars
 Mascot: Cosmo
 Colors: Dark Blue and White
 Stadium (capacity): LaVell Edwards Stadium (63,725)
 Surface: Natural Grass
 Conference: Mountain West Conference
 President: Dr. Cecil O. Samuelson
 Athletics Director: Tom Holmoe
 Head Coach: Bronco Mendenhall (Oregon State, '88)
 Seasons: 6
 Career Record: 50-17 (.746)
 Seasons at BYU: 6
 Record at BYU: 50-17 (.746)
 2009 Overall Record: 11-2
 MWC Record: 7-1
 Final Conference Finish: 2nd
 First Year of Football: 1922
 All-time Record: 506-376-26 (.572)
 All-time Home Record: 274-128-6 (.679)
 All-time Road Record: 210-228-19 (.481)
 All-time Neutral Record: 23-20-1 (.534)
 All-time MWC Record: 59-24 (.711)
 All-time MWC Home Record: 29-12 (.707)
 All-time MWC Road Record: 30-12 (.714)
 Stadium Record: 201-63 (.761)
 Stadium Record (since 1982 expansion): 132-41 (.763)
 Stadium Record (since renaming in 2000): 41-15 (.732)
 Conference Championships: 23
 Bowl Game Appearances: 28
 Last Bowl Appearance: 2009, Las Vegas Bowl
 Letterwinners Returning/Lost: 45/29
 Offensive Letterwinners Returning/Lost: 20/13
 Defensive Letterwinners Returning/Lost: 23/15
 Starters Returning/Lost: 12/12
 Offensive Starters Returning/Lost: 6/5
 Defensive Starters Returning/Lost: 6/7



Tradition Spirit Honor



BYU VS. NEVADA



LaVell Edwards Stadium (63,725)
Provo, Utah
Sept. 25, 2010
4:00 p.m. MT The Mtn.

GAME INFORMATION

KICKOFF: 4 p.m. (MT)
 SITE: LaVell Edwards Stadium (63,725)--Provo, Utah
 TELEVISION: The Mtn.
 (Ari Wolfe, Blaine Fowler and Sammy Linebaugh)
 RADIO: KSL-Radio; 1160 AM and 102.7 FM
 (Greg Wrubell, Marc Lyons and Scott Johnson)
 LIVE STATS: www.BYUCougars.com
 THE SERIES: 4-1-2
 LAST MEETING: Nevada won, 31-28 (Sept. 14, 2002)



ON THE TUBE

Saturday's game will be broadcast live to a national television audience on The Mtn. Ari Wolfe will provide play-by-play coverage with Blaine Fowler lending analysis and Sammy Linebaugh reporting from the sidelines.

WHAT TO WATCH FOR

- Playing two quarterbacks is nothing new in the BYU and Nevada series. In 2001, senior Brandon Doman and senior Charlie Peterson threw a touchdown apiece in the Cougar win. Doman threw 11-for-21 for 222 yards while Peterson went 11-for-13 for 149 yards.

In 2002, the situation was more similar to this current year, with freshman Lance Pendleton and junior Bret Engemann both seeing time in a 31-28 loss to the Wolf Pack. Pendleton completed 13-of-20 passes for 112 yards after coming in for Engemann who went 6-for-16 for 80 yards. Both quarterbacks also threw for one touchdown.

- BYU comes into the game against Nevada hoping to avoid losing three-straight games for the first time ever in the Mendenhall era. The Cougars have not lost three-consecutive games since the early part of 2004 when BYU beat Notre Dame at home before losing to Stanford, USC and Boise State in succession.

- Nevada currently ranks third in the country averaging 560.3 yards of total offense per game and is fourth in the nation in scoring offense with an average of 50.67 point per game.

- BYU has never lost to Nevada in Provo, winning in 2001 and fighting to two 6-6 ties in 1940 and 1930.



2010 COUGAR FOOTBALL OPPONENT NOTES

2010 WOLF PACK SCHEDULE

Date	Opponent	Result
9/2	Eastern Washington	W, 49-24
9/11	Colorado State	W, 51-6
9/17	California	W, 52-31
9/25	at BYU	
10/2	at UNLV	
10/9	San Jose State	
10/16	at Hawaii	
10/30	Utah State	
11/6	at Idaho	
11/13	at Fresno State	
11/20	New Mexico State	
11/26	Boise State	
12/4	at Louisiana Tech	

BYU VS. NEVADA SERIES RECORD

Year	Result
9-28-29	10-7 W
10-4-30	6-6 T
10-3-31	18-14 W
10-21-39	7-0 W
9-27-40	6-6 T
9-1-01	52-7 W
9-14-02	31-28 L

Series: 4-1-2

BYU VS. NEVADA SUPERLATIVES

BYU Record in Provo: 1-0-2
 BYU Record at Nevada: 3-1
 BYU Record at Neutral Sites: 0-0
 BYU Record Under Mendenhall: 0-0
 BYU Record in Overtime Games: 0-0
 Longest BYU Win Streak: 2 (1931, 1939)
 Longest Nevada Win Streak: 1 (2002)
 Largest BYU Margin of Victory: 45, 52-7
 in 2001
 Largest Nevada Margin of Victory: 3,
 31-28 in 2002
 Most Points Scored by BYU: 52 in 2001
 Most Points Scored by Nevada: 31 in
 2002

BYU VS. NEVADA UNDER MENDENHALL

First Meeting



THE BYU-NEVADA SERIES

While BYU has played MWC opponent UNLV every year since 1998, the Cougars' contest against Nevada will be the first matchup between the two teams in eight years and only the third game since 1940. BYU crushed the Wolf Pack, 52-7, in 2001 before Nevada turned the tide the following year, claiming a 31-28 victory. It is the only game in series history in which Nevada has scored more than 14 points. In 2001, BYU claimed victory behind current quarterbacks coach Brandon Doman who led BYU throwing for 222 yards and a touchdown.

LAST TIME: NEVADA 31, BYU 28 (2002)

RENO, Nevada (September 14, 2002) -- Despite being shutout in the second half of play, Nevada-Reno held on for its first-ever win over No. 24 BYU, defeating the Cougars, 31-28, today in Reno.

Nevada's Zack Threadgill threw for a career-high 410 yards and four touchdowns on 28-of-37 attempts, leading the Wolfpack to its first victory over a top-25 team in school history.

The game was a contest of two halves, with Nevada dominating in the first half and BYU controlling the second, pitching a Wolfpack shutout over the final two quarters. The second-half shutout marked the first time BYU has held a team scoreless in a half since blanking the Wolfpack in last year's 52-7 victory in Provo.

During the game, the Cougars were penalized 13 times for 140 yards, marking the third straight game BYU has had 10 or more penalties.

Nevada came out ready to play and was first to strike, putting 10 points on the scoreboard in the first quarter, including a 40-yard field goal by Damon Fine and a 96-yard touchdown completion by Nate Burleson. Burleson ended the game with 213 yards receiving on 12 catches.

BYU ALL-TIME PERFORMANCES VS. NEVADA

Passing Yards	Brandon Doman, 2001	222	Passing TDs	4 tied, 2001-02	1
Rushing Yards	Marcus Whalen, 2002	135	Rushing TDs	Luke Staley, 2001	2
				Brian McDonald, 2001	2
Receiving Yards	Reno Mahe, 2001	103	Receiving TDs	4 tied, 2001-02	1
Total Yards	598	2001	Passing Yards	389	2001
Rushing Yards	209	2001	First Downs	26	2001

NEVADA LAST TIME: NEVADA 52, CALIFORNIA 31

RENO, Nev. (AP) - Nevada might not yet have won the respect it thinks it deserves playing in the shadow of Boise State in the Western Athletic Conference, but California coach Jeff Tedford is ready to call the unbeaten Wolf Pack a Top 25 team after they stormed past his Pac-10 Bears 52-31.

"If I had a vote, I'd vote for them," Tedford said Friday night after many of the fans in the sellout crowd flooded the field at Mackay Stadium. "They'd be competitive in the Pac-10."

Colin Kaepernick ran for 148 yards and three touchdowns and passed for 181 yards and two more scores for the Wolf Pack (3-0), who entered the game leading the nation averaging 592 yards total offense and tacked on another 497 Friday night.

BYU & NEVADA 2010 STATISTICS

	BYU	UNR
Points per Game	15.7	50.7
First Downs	55	83
Rushing Yardage per Game	147.7	302.0
Passing Yardage per Game	155.0	258.3
Total Offense per Game	302.7	560.3
Kick Return Average	19.7	25.0
Punt Return Average	9.7	11.0
Fumbles-Lost	10-3	5-2
Average Penalty Yardage per Game	50.0	55.0
Time of Possession per Game	27:02	34:48
Third-down Conversion Percentage	33%	68%
Fourth-down Conversion Percentage	50%	100%



2010 COUGAR FOOTBALL

TEAM NOTES

WEEKLY NATIONAL RANKINGS (SEPT. 19)

AP TOP 25

1. Alabama 3-0
2. Ohio State 3-0
3. Boise State 2-0
4. TCU 3-0
5. Oregon 3-0
6. Nebraska 3-0
7. Texas 3-0
8. Oklahoma 3-0
9. Florida 3-0
10. Arkansas 3-0
11. Wisconsin 3-0
12. South Carolina 3-0
13. Utah 3-0
14. Arizona 3-0
15. LSU 3-0
16. Stanford 3-0
17. Auburn 3-0
18. Iowa 2-1
19. Miami (FL) 1-1
20. USC 3-0
21. Michigan 3-0
22. West Virginia 3-0
23. Penn State 2-1
24. Oregon State 1-1
25. Michigan State 3-0

Others receiving votes: Air Force 44, Nevada 41, Pittsburgh 40, Florida State 40, Fresno State 35, Missouri 30, Oklahoma State 22, Clemson 14, North Carolina State 14, Georgia Tech 14, James Madison 8, Kansas State 4, Arizona State 3, California 3, Northwestern 3, Notre Dame 1, Temple 1, Texas A&M 1, Houston 1

USA TODAY POLL

1. Alabama 3-0
2. Ohio State 3-0
3. Boise State 2-0
4. Texas 3-0
5. TCU 3-0
6. Oregon 3-0
7. Nebraska 3-0
8. Florida 3-0
9. Oklahoma 3-0
10. Wisconsin 3-0
11. Arkansas 3-0
12. LSU 3-0
13. Utah 3-0
14. Auburn 3-0
15. South Carolina 3-0
16. Arizona 3-0
17. Stanford 3-0
18. Iowa 2-1
19. Miami (FL) 1-1
20. Penn State 2-1
21. West Virginia 3-0
22. Michigan 3-0
23. Michigan State 3-0
24. Missouri 3-0
25. Oklahoma State 3-0

Others receiving votes: Nevada 58, Florida State 56, Oregon State 53, Pittsburgh 30, Georgia Tech 24, Clemson 17, Northwestern 15, Air Force 15, Boston College 12, Fresno State 7, Houston 7, North Carolina State 7, Temple 5, Texas A&M 4, Kansas State 4, Texas Tech 2, Virginia Tech 2



BYU'S LAST OUTING

TALLAHASSEE, Fla. (Sept. 18, 2010) — A strong second-half surge helped propel Florida State to a 34-10 victory over BYU on Saturday in Tallahassee in front of 68,795 fans at Doak Campbell Stadium.

Freshman quarterback Jake Heaps threw his first career touchdown, finishing 15-of-31 for 114 yards on the day after coming in for Riley Nelson early in the first half. Junior running back JJ Di Luigi followed up his first-career 100-yard game at Air Force last week with 93 yards on 18 carries while adding 36 yards on three catches.

The Seminoles were the only team to get on the scoreboard in the first quarter, converting a 26-yard field goal with 36 seconds left on the clock. The Cougar defense stiffened to force the three points after Florida State marched 62 yards in 10 plays on the drive.

BYU's defense again stood strong when needed in the second quarter after a Heaps fumble at the team's 20-yard line gave the Seminoles great field position. Three plays later FSU had lost nine yards and was forced to attempt a 47-yard field goal, which sophomore Dustin Hopkins knocked through for a 6-0 advantage.

The lead quickly grew to 13-0 when sophomore running back Chris Thompson took the first handoff of FSU's next possession and broke free for an 83-yard sprint down the left sideline to the end zone.

BYU responded with a 49-yard drive to get on the board with a 28-yard field goal with 4:26 to go in the half. Heaps led the drive with Di Luigi contributing on several nice runs.

After the BYU defense forced a three-and-out, Heaps and Di Luigi again helped provided some offensive firepower, guiding the Cougars 71 yards over 11 plays for Heaps' touchdown pass, a 4-yarder to freshman Cody Hoffman just 14 seconds before the half. Heaps converted the throw on a third-and-goal call, hitting Hoffman crossing over the back of the end zone. The touchdown was also the first of Hoffman's career.

Heaps went 8-of-13 in the first half for 59 yards while Di Luigi gained 72 yards on the ground as BYU totaled 152 yards of total offense in the half compared to 215 by the Seminoles.

NATIONAL RANKINGS

BYU has been among the nation's top-25 teams during 34 of the last 37 weeks from November 2007 to Week 1 of 2010, coming in at No. 24 in the USA Today Poll before falling back out in Week 2. BYU is 159-47 when ranked in the Top 25 and has won 28 of its last 34 games as a ranked team dating back to 2006. BYU started the season just outside both major polls, coming in 28th in the USA Today Coaches' Poll and 34th in the Associated Press Top 25. Last year, the Cougars finished 12th in the final USA Today and Associated Press polls and 14th in the final BCS rankings.

OPPONENT SNAPSHOT

THIS WEEK

TEAM	OPPONENT
Washington (1-2)	at USC (Oct. 2)
Air Force (2-1)	at Wyoming (Sept. 25)
Florida State (2-1)	Wake Forest (Sept. 25)
Nevada (3-0)	at BYU (Sept. 25)
Utah State (1-2)	at San Diego State (Sept. 25)
San Diego State (2-1)	Utah State (Sept. 25)
TCU (3-0)	SMU (Sept. 24)
Wyoming (1-2)	Air Force (Sept. 25)
UNLV (0-3)	New Mexico (Sept. 25)
Colorado State (0-3)	Idaho (Sept. 25)
New Mexico (0-3)	UNLV (Sept. 25)
Utah (3-0)	San Jose State (Sept. 25)



2010 COUGAR FOOTBALL TEAM NOTES

MENDENHALL VS. RANKED FOES

Under Bronco Mendenhall, BYU is 4-7 vs. ranked foes, with its wins being a 31-17 victory over No. 15 TCU on Sept. 28, 2006, and three wins in 2009: a 14-13 win over No. 3 Oklahoma on Sept. 5, a 26-23 win over No. 21 Utah on Nov. 28 and a 44-20 win over No. 18 Oregon State in the Las Vegas Bowl on Dec. 22.

TEAM CAPTAINS

BYU head football coach Bronco Mendenhall announced team captains for the 2010 season as well as several personnel notes entering the first week of the season.

Senior safety Andrew Rich and junior offensive tackle Matt Reynolds have been selected to serve as team captains. Both Rich and Reynolds have played in all 26 games the past two seasons and enter their third year as a starter for the Cougars.

Rich has started in 16 games and earned All-MWC Second Team honors in 2009. He is a 2010 Lott Trophy Award candidate. Reynolds has started all 26 games of his career and is a preseason All-American, Lombardi Trophy and Outland Trophy candidate in 2010. He was a Freshman All-American in 2008 and a CFN All-Sophomore selection in 2009 while earning first-team all-conference accolades.

Also this year, BYU will elect a special teams captain for each game. Holder Matt Marshall was tabbed to be captain against Washington while Riley Stephenson was the captain at Air Force.

DON'T LOOK BACK

In the Bronco Mendenhall era, BYU is 43-4 when leading at halftime and 43-1 when taking a lead into the fourth quarter. Mendenhall's teams have won 28 straight games when leading by at least 14 points at the halftime break, 75 overall as a team. The last time BYU lost a game after leading by at least 14 points at the half was on Oct. 10, 1987 when it lost, 29-27, in its homecoming game against Wyoming.

BYU VS. THE WAC

In the last 20 years, the Cougars have posted a 23-7 record against current WAC schools. BYU is 72-59-3 (.549) all-time against current members of the WAC and 29-26 (.527) against WAC teams excepting Utah State.

Since head coach Bronco Mendenhall took over at BYU, the Cougars are 3-0 against the Western Athletic Conference with all three wins coming against Utah State. BYU has won each of those three games by an average of 25 points. BYU has not lost to a WAC team at home since 2003 when Boise State defeated the Cougars, 50-12 for the only home loss to a WAC team since BYU broke from the WAC in 1999.

NO SUNSHINE IN FLORIDA

BYU is 1-5 all-time against Sunshine State schools, with the lone win coming at home against No. 1 Miami (FL) in 1990. The Cougars lost to Miami (FL) in 1988 while also dropping contests to Florida State in 1991, 2000 and 2009.

IN THE ZONE

BYU is 7-for-7 in the blue zone, good for first in the Mountain West Conference and tied for first in the nation. The Cougars have scored four touchdowns and converted three field goals to stay perfect inside the 20 yardline.

AWARD WATCH

Based on their performances, Cougars are continuing to accumulate weekly awards on both the Mountain West Conference and national levels.

PLAYER	AWARD	GAME	WEEK
Riley Stephenson	MWC Special Teams Player of the Week	Washington	Sept. 5

PULLING OUT THE CLOSE ONES

After defeating Washington by six points last week, BYU has won 12 consecutive games decided by seven points or fewer.

AFC A COACH TO CURE MD

As members of the American Football Coaches Association, the BYU coaching staff will be wearing Coach to Cure MD patches this week to raise awareness and funding for Duchenne Muscular Dystrophy research. Fans are encouraged to donate online at www.CoachtoCureMD.org or donate \$5 by texting CURE to 90999.



FLAG BEARER

BYU has a tradition of selecting a player before each game to run the team flag onto the field. In 2008, the team implemented a new tradition—an alumni flag. The team selects a former Cougar to carry out the alumni flag, along with the chosen current player who runs out with the current team flag. Both flags are white with a blue "Y" logo. The team flag has been signed by each member of the team, while the alumni flag has been signed by former BYU players. Their signatures reflect their commitment to uphold the tradition, spirit and honor of the BYU football program and to be a flag bearer of the University.

GAME	ALUMNI FLAG BEARER	TEAM FLAG BEARER
Washington	Jim McMahon	Jordan Pendleton
Air Force	Rob Morris	Nick Alletto
Florida State	Shad Hansen	Brandon Bradley



2010 COUGAR FOOTBALL TEAM NOTES

2010 BYU FOOTBALL FIRESIDES

BYU head coach Bronco Mendenhall, his wife, Holly, and members of the BYU football team will participate in an hour-long devotional prior to eight football games this season.

These devotionals will be conducted prior to all road games as well as the Washington and San Diego State home games. They are referred to as "firesides" and are intended to help players, coaches, and those who attend strengthen or gain a knowledge of our purpose here on earth.

"The firesides have been a way for us to make a very clear statement of what our priorities are, or should be," Mendenhall says. "Football is simply the vehicle we use to help others come to a knowledge of what really brings joy and happiness to our lives. Football is not the priority. Some people don't understand that. These firesides are a way for all of us to help consider our priorities through understanding the purpose of life."

2010 FIRESIDE SCHEDULE

Friday, Sept. 3 (Washington)
Pleasant Grove North Field Stake Center
2195 Canyon Road
Pleasant Grove, UT 84062

Friday, Sept. 10 (Air Force)
Colorado Springs Stake Center
155 Pine Avenue
Colorado Springs, CO 80906

Friday, Sept. 17 (Florida State)
Tallahassee Stake Center
312 Stadium Drive
Tallahassee, FL 32303

Thursday, Sept. 30 (Utah State)
Logan Utah East Stake Center
1450 E 1500 N
Logan, UT 84341

Friday, Oct. 8 (San Diego State)
Provo Wasatch (Tongan) Stake Center
1625 South Slate Canyon Drive
Provo, UT 84606

Friday, Oct. 15 (TCU)
Colleyville Texas Stake Center
500 West McDonwell School Road
Colleyville, TX 76034

Friday, Nov. 12 (Colorado State)
Fort Collins Stake Center
600 E. Swallow Road
Fort Collins, CO 80525

Friday, Nov. 26 (Utah)
Salt Lake Ensign Stake Center
135 A Street
Salt Lake City, UT 84103

CURRENTLY SERVING MISSIONS...

There are 51 members of the BYU football program currently serving two-year church missions in 16 different countries, including Argentina, Bulgaria, Chile, Democratic Republic of Congo, Costa Rica, Ghana, Guatemala, Japan, the Marshall Islands, Mexico, New Zealand, Panama, Philippines, Russia, South Africa and the United States. Members of the BYU football program who are currently serving missions cover six of the globe's seven continents and speak a total of eight different foreign languages, including Bulgarian, Japanese, Marshallese, Portuguese, Russian, Spanish and Tagalog.

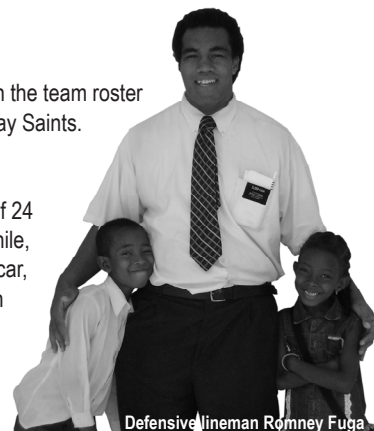
SERVED MISSIONS...

Junior defensive lineman Romney Fuga, is one of 74 players (62 percent) on the team roster who has served a church mission for The Church of Jesus Christ of Latter-day Saints. Fuga recently returned home from a mission to Madagascar.

Current members of the BYU football team have served missions in a total of 24 countries and one territory, including Argentina, Australia, Brazil, Canada, Chile, Colombia, Costa Rica, England, Germany, India, Jamaica, Japan, Madagascar, Mozambique, New Zealand, Philippines, Puerto Rico, Russia, Samoa, South Africa, Spain, Sweden, Taiwan, and the United States.

Current members of the BYU football team have served missions in 18 different states, including Alabama, California, Colorado, Connecticut, Florida, Maryland, Minnesota, Missouri, Nevada, New York, North Carolina, Oklahoma, Oregon, Pennsylvania, Tennessee, Texas, Virginia and Washington.

Overall, 54 current members of the BYU football team speak a total of 17 different foreign languages and dialects, including Fante, French, Haitian Creole, German, Hawaiian, Jamaican Patois, Japanese, Korean, Malagasy, Mandarin Chinese, Portuguese, Russian, Samoan, Spanish, Tagalog, Tongan and Twi.



Defensive lineman Romney Fuga

WHAT IS A MISSION?

* The Church's missionary program is one of its most recognized characteristics. Mormon missionaries can be seen on the streets of hundreds of major cities in the world as well as in thousands of smaller communities.

* The missionary effort is based on the New Testament pattern of missionaries serving in pairs, teaching the gospel and baptizing believers in the name of Jesus Christ (see, for example, the work of Peter and John in the book of Acts).

* More than 50,000 missionaries are serving missions for The Church of Jesus Christ of Latter-day Saints at any one time. Most are young people under the age of 25, serving in nearly 350 missions throughout the world.

* Missionaries can be single men between the ages of 19 and 25, single women over the age of 21 or retired couples. Missionaries work with a companion of the same gender during their mission, with the exception of couples, who work with their spouse. Single men serve missions for two years and single women serve missions for 18 months.

* Missionaries receive their assignment from Church headquarters and are sent only to countries where governments allow the Church to operate. Missionaries do not request their area of assignment and do not know beforehand whether they will be required to learn a language.

* Prior to going to their assigned area, missionaries spend a short period of time at one of 15 missionary training centers throughout the world. There they learn how to teach the gospel in an orderly and clear way and, if necessary, they begin to learn the language of the people they will be teaching. The largest training center is in Provo, Utah, with additional centers in Argentina, Brazil, Chile, Colombia, Dominican Republic, England, Ghana, Guatemala, Mexico, New Zealand, Peru, the Philippines, South Africa and Spain.

* Male missionaries are addressed with the title "Elder" and women are addressed with the title "Sister."

* A typical missionary day begins by waking at 6:30 a.m. for personal study. The day is spent proselytizing by following up on appointments, visiting homes or meeting people in the street or other public places. Missionaries end their day by 10:30 p.m.

* In some parts of the world, missionaries are sent only to serve humanitarian or other specialized missions. Those missionaries do not proselytize.

* Missionary work is voluntary. Missionaries fund their own missions — except for their transportation to and from their field of labor — and are not paid for their services.

* Contacts with family and friends during this time of service are limited to letters and occasional phone calls to family at special times. Missionaries avoid entertainment, parties or other activities common to this age-group as long as they are on their missions, so they can focus entirely on the work of serving and of teaching others the gospel of Jesus Christ.



2010 COUGAR FOOTBALL TEAM NOTES

BEST IN THE MOUNTAIN WEST

Since the Mountain West Conference was formed in 1999, BYU has posted a record of 59-24 against league opponents, marking the most wins of any other conference opponent. The Cougars have also won a league-best (tied) four MWC titles (1999, 2001, 2006 and 2007). Listed below is the all-time MWC standings:

TEAM	W	L	PCT.
BYU	59	24	.711
Utah	58	26	.687
Air Force	43	40	.518
Colorado State	41	41	.500
New Mexico	41	41	.500
TCU	33	7	.825
San Diego State	30	52	.366
Wyoming	24	58	.293
UNLV	22	62	.265

(Through games as of Sept. 13, 2010)

2010 MWC STANDINGS

TEAM	OVERALL	MWC
Utah	3-0	2-0
TCU	3-0	1-0
Air Force	2-1	1-0
San Diego State	2-1	0-0
Wyoming	1-2	0-0
BYU	1-2	0-1
Colorado State	0-3	0-0
New Mexico	0-3	0-1
UNLV	0-3	0-1

HOLY MATRIMONY

BYU has long held the distinction of having the most married players of any other school in the country. This year is no exception. BYU has 31 players who are married, five of whom have children: Nick Alletto, Brandon Bradley, Alani Fua, Spencer Hafoka and Jason Speredon.

A FAMILY TRADITION

Several members of the football team have a relative currently or formerly involved with BYU Athletics. The following is a list of players and their relative(s):

PLAYER	RELATIVE (RELATION)	SPORT
Nick Alletto	Dan Alletto (brother)	Football
Famika Anae	Robert Anae (father)	Football
	Famika Anae, Sr. (grandfather)	Football
	Brad Anae (uncle)	Football
Luke Ashworth	Mike Mills (grandfather)	Football
Jordan Atkinson	Dave Atkinson (father)	Football
	Chick Atkinson (grandfather)	Football (head coach)
Dallin Cutler	Chuck Cutler (father)	Football
D.J. Doman	Kevin Doman (father)	Football
	Brandon Doman (uncle)	Football
	Cliff Doman (uncle)	Football
	Rex Doman (2nd cousin)	Football
	Sam Doman (2nd cousin)	Football
	Shawn Doman (2nd cousin)	Football
Matthew Edwards	LaVell Edwards (grandfather)	Football (head coach)
	John Edwards (father)	Track
	Sarah Edwards (sister)	Track, Cross Country
	Jim Edwards (uncle)	Football
Landon Fowler	Blaine Fowler (father)	Football
	Kellen Fowler (brother)	Football
Jameson Frazier	Danny Frazier (father)	Football
Ryan Freeman	Erik and Mark (brothers)	Football
Spencer Hafoka	Saia Hafoka (brother)	Football
Braden Hansen	Brock Hansen (brother)	Football
Cole Herrmann	Jim Herrmann (father)	Football
McKay Jacobson	Hally Jacobson (mother)	Cheerleading
	Jeniel Jacobson (sister)	Cheerleading
Josh Marquardt	Michael and Daniel (brothers)	Football
Carter Mees	Mike Mees (father)	Football
Zed & Zeke Mendenhall	Buck Mendenhall (father)	Football
	Paul Mendenhall (grandfather)	Football
	Matt Mendenhall (uncle)	Football
	Bronco Mendenhall (2nd cousin)	Football (head coach)
Mike Muehlmann	Chris Muehlmann (brother)	Football
Mitch Payne	Matt Payne (brother)	Football
Jordan Pendleton	Kirk Pendleton (father)	Football
Matt & Houston Reynolds	Lance Jr. and Dallas (brothers)	Football
	Lance Reynolds (father)	Football
Jordan Richardson	Brock Richardson (brother)	Football
Jason Speredon	Casey Thurston (sister)	Volleyball
Jadon Wagner	Aaron Wagner (brother)	Football

BAND OF BROTHERS...LITERALLY

The Cougars have used the motto "Band of Brothers" for several years, but this year the team took that quite literally. There are currently five pairs of brothers on the team, as well as five other sets consisting of one current player and one missionary who will return to play at BYU.

Both Current Players

Rhen & Terence Brown
Zed & Zeke Mendenhall
Houston & Matt Reynolds

One Current Player & One Missionary

Nick & Terrance Alletto
Marcus & Mitch Mathews
Zed & Zeke & Zane Mendenhall



2010 COUGAR FOOTBALL

LAVELL EDWARDS STADIUM

HOME FIELD DOMINANCE

Since it was built in 1964, the Cougars have fielded several dominating teams. Last season, BYU averaged 29.33 points per game at home. The Cougars have not had a negative points per game margin for the past six seasons, including all five years of head coach Bronco Mendenhall's tenure. In 2006, a 35.16-point differential was a BYU record in scoring margin in the stadium's 46-year history (and the program's 85-year history):

Year	BYU ppg.	Opp. ppg.	Margin of Difference
2010	23.00	17.00	+6.00!
2009	29.33	29.33	0.00!
2008	41.33	11.17	+30.16!
2007	28.67	11.33	+17.33!
2006	47.16	12	+35.16!
2005	36.33	29.5	+6.83!
2004	22.83	22.16	+0.67#
2003	12.16	27.66	-15.5#
2002	27.5	23	+4.5#
2001	53.16	27.33	+25.83#
2000	24.5	16.83	+7.67^
1999	31.83	25.66	+6.17^
1998	35.33	15.5	+19.83^
1997	28.83	24.83	+4.00^
1996	42.71	15.57	+27.14^
1995	28.33	23	+5.33^
1994	29.66	25.83	+3.83^
1993	35.66	30.66	+5.00^
1992	29.83	18.66	+11.17^
1991	38.16	18.66	+20.6^
1990	48.66	23.5	+25.16^
1989	47.5	32.83	+14.67^
1988	42.33	10.16	+32.17^
1987	28.66	22	+6.66^
1986	29	15.66	+13.34^
1985	34.66	13.16	+21.5^
1984	40	15.16	+24.84^
1983	41	19.2	+21.8^
1982	38.4	20.6	+17.8^
1981	41	25.4	+15.6^
1980	49.5	16.16	+33.34^
1979	40.6	6.4	+34.2^
1978	30.4	9.4	+21.0^
1977	39	13.6	+25.4^
1976	43.66	22.16	+21.5^
1975	27.2	21.6	+5.6^
1974	31.6	15	+16.6^
1973	30.83	20	+10.83^
1972	24.4	25.6	-1.2^
1971	20.75	18	+2.75*
1970	12.6	14.8	-2.2*
1969	24.4	15	+9.4*
1968	16.4	32	-15.6*
1967	37.8	13.6	+24.2*
1966	27.66	20.16	+7.5*
1965	25.5	16.5	+9.0*
1964	23.4	15.8	+7.6*

Bold indicates 30 or greater point advantage.

* Tommy Hudspeth coached teams

^ LaVell Edwards coached teams

Gary Crowton coached teams

! Bronco Mendenhall coached teams

LAVELL EDWARDS STADIUM

LaVell Edwards Stadium, with its 63,725-seat capacity, is home to BYU football. Originally Cougar Stadium, it was built in 1964 and seated 45,000. It was expanded in 1982 to seat 65,000 in permanent seats before official capacity became 64,045 after refurbishing the middle of the east section. Beginning in 2010, Edwards Stadium official capacity is 63,275 after seating was removed to allow for additional wheelchair access.

Record: 201-63 (.760)

Stadium Record (since 1982 expansion): 132-41 (.762)

Stadium Record (since renaming in 2000): 41-15 (.727)

Last Six Home Games: 5-1 (.833) - 2009-10

Last 12 Home Games: 10-2 (.833) - 2008-10

Last 18 Home Games: 16-2 (.889) - 2007-10

Last 24 Home Games: 22-2 (.917) - 2006-10

"FAN" TASTIC FANS

The attendance in BYU's 23-17 win over Washington was 63,771, the 19th straight sell-out at LaVell Edwards Stadium. The current streak marks the longest streak of consecutive sellouts since the 1990-92 seasons. The last time the stadium was not sold out was against New Mexico on Nov. 18, 2006 when 63,814 fans were in attendance—231 short of a sellout.

TOP 10 EDWARDS STADIUM CROWD

In 2009, BYU hosted two of the top-ten crowds since LaVell Edwards Stadium was modified in 2003. The crowd of 64,641 at the TCU game ranks third, ranking behind the crowd of 65,251 for the 2004 game against Notre Dame and the 64,749 in attendance for the 2007 Utah game. The Cougars' overtime contest against Utah last season is currently tenth with 64,301 fans attending the game.





2010 COUGAR FOOTBALL OFFENSIVE NOTES

HOME BOYS

A majority of the BYU two-deep includes athletes who grew up in hometowns just a few miles from Provo. Wide receiver Luke Ashworth and offensive linemen brothers Matt and Houston Reynolds even went to high school in Provo at Timpview High. Others from Utah County include left guard Ryan Freeman from Orem, tight end Richard Wilson from Spanish Fork, tight end Mike Muehlmann from American Fork and fullback Zed Mendenhall from Alpine.

Other Utahns on the depth chart include left guard Braden Hansen from Sandy, right guard Jason Spredon from West Valley City, right tackle Braden Brown and running back Mike Hague from Salt Lake City, quarterback Riley Nelson from Logan and running back Bryan Kariya from Kaysville.

HE'S GOT YOUR BACK

BYU starting offensive lineman Matt Reynolds enters the year as a preseason All-American after being named to the All-MWC First Team and College Football News All-Sophomore Team First Team. A Lombardi and Outland Trophy candidate, the 6-foot-6, 322-pound junior has started every game for the Cougars the past two years and was named a team captain coming into 2010.

BEHIND THE LINE

The Cougar offensive line was one of the best in the country in 2009, ranking eighth in the nation in tackles for loss allowed while protecting the backfield enough to give BYU the best conversion percentage on third down in the nation.

TALE OF THE TAPE

BYU's starting five offensive linemen weigh in at an average 314 pounds and average 6-feet-5.

PERSONAL PROPS

A number of Cougars set new career highs after BYU's 34-10 loss at Florida State:

- JJ Di Luigi: 18 carries
- Jake Heaps: 15 completions, 31 attempts, 1 touchdown throw
- Joshua Quezada: 1 carry, 9 rushing yards, 9 long carry
- Cody Hoffman: 5 receptions
- Mike Hague: 1 reception, 13 yards, 13 long reception

ALL OVER THE FIELD

Junior running back JJ Di Luigi rushed for 93 yards on 18 carries for a strong 5.2 yards-per-carry average against Florida State. He added a team-high 36 yards receiving on three receptions for a game-high 129 yards of all-purpose offense. Di Luigi was instrumental in igniting BYU on its two scoring drives, running for a 21-yard run on the first play of the first scoring drive and getting loose for a 20-yard scamper on the first play of the second scoring drive.

Di Luigi is 29th in the country in all-purpose rushing, averaging 148.0 yards per game while also ranking 42nd in the country in rushing average at 88.3 yards per game.

LONGEST YARDAGE

True freshman quarterback Jake Heaps is already making his mark on the BYU freshman quarterback charts:

Passing Yards

1. Matt Berry	1,309
2. Ty Detmer	1,252
3. John Beck	864
4. Drew Miller	430
5. Lance Pendleton	376
6. Jake Heaps	260

Pass Completions

1. Matt Berry	108
2. Ty Detmer	83
3. John Beck	73
4. Lance Pendleton	39
5. Drew Miller	37
6. Jake Heaps	30

Passing Touchdowns

1. Ty Detmer	13
2. Matt Berry	7
3. John Beck	5
4. Drew Miller	3
5. Lance Pendleton	2
6. Jake Heaps	1

2010 NATIONAL RANKINGS

TEAM RANKINGS

Category	National Rank	Actual	National Leader	Actual	Conference Rank
Red Zone Offense	T-1	1.00	22 tied	1.00	1
4th Down Conv. %	T-47	.500	24 tied	1.00	4
Rushing Offense	67	147.7	Air Force	399.0	4

INDIVIDUAL RANKINGS

Category	Player	National Rank	Actual	National Leader	Actual	Conf. Rank
All-Purpose Runners	JJ Di Luigi	29	148.0	Rodgers (Oregon St)	226.5	3
Rushing	JJ Di Luigi	42	88.3	Robinson (Michigan)	186.3	4



2010 COUGAR FOOTBALL DEFENSIVE NOTES

WHERE IN THE USA?

The defensive two-deep hail from all corners of the country. Players hail from Alaska, Arkansas, California, Florida, Georgia, Hawaii, Idaho, Nevada, Texas and Utah.

WITH EXPERIENCE

BYU's secondary is as deep and talented as any in recent memory. Three of four starters return, including All-MWC strong safety Andrew Rich, SportsIllustrated.com All-America honorable mention Brian Logan and cornerback Brandon Bradley, fourth on the team with 64 tackles last season.

Junior corner Corby Eason and sophomore corner Robbie Buckner also have experience defending the passing game while lettermen Steven Thomas and Travis Uale are also on the two-deep after seeing playing time last season.

On the defensive line, Eathyn Manumaleuna, Romney Fuga, Vic So'oto, Jordan Richardson and Matt Putnum return while Jordan Pendleton, Brandon Ogletree and Shane Hunter bring experience to the linebacker corp.

A LONG ROAD

Defensive lineman Vic So'oto has come a long way to his spot in the starting lineup after originally joining the team in 2005. So'oto came in to the program as a tight end, playing in 11 games. After redshirting in 2006, So'oto enjoyed a sophomore season in which he saw action in all 13 games at both tight end and on special teams, grabbing 12 receptions for 124 yards.

It was after So'oto's sophomore year that the BYU coaching staff asked So'oto to switch sides of the ball, converting the tight end to a linebacker. Unfortunately, So'oto suffered a season-ending injury in just the second game of the season at Washington. After receiving an extra year of eligibility, So'oto returned in 2009, this time as a defensive lineman, backing up Mountain West Conference career sack leader Jan Jorgensen.

In 2010, So'oto has started both games for the Cougars and is third on the team in total tackles and first in sacks.

PERSONAL PROPS

A number of Cougars set new career highs after BYU's 34-10 loss at Florida State:

- Jordan Pendleton: 12 total tackles, 9 solo tackles
- Austen Jorgensen: 7 solo tackles
- Aveni Leung-Wai: 4 total tackles, 2 solo tackles, 2 assisted tackles
- James Frazier: 1 tackle for loss
- Corby Eason: 2 total tackles, 2 solo tackles
- Eathyn Manumaleuna: 1.5 sacks, 1.5 tackles for loss
- Travis Uale: 1 solo tackle
- Zeke Mendenhall: 1 total tackle, 1 solo tackle

MIGHTY HUNTER

Linebacker Shane Hunter has come up with BYU's only two turnovers on the season. Against Florida State, Hunter recovered a fumble in the first half. Last week against Air Force, Hunter intercepted a Tim Jefferson pass in the middle of the third quarter for the first interception of his career.

HEAVY HITTER

Junior outside linebacker Jordan Pendleton had a career-high 12 tackles, including a career-best nine solo tackles against Florida State. Pendleton shared team-high honors with 1.5 sacks and 1.5 tackles for loss (10 yards) while forcing one fumble and recording one pass breakup.

RICH ON TOP

Senior and team captain Andrew Rich led BYU in tackles for the second consecutive game, finishing with a career-high 14 tackles against the Falcons after tallying nine tackles against Washington. The senior's solo tackle total is the 4th-best by an FBS defender this season. Rich also had two tackles for loss versus Air Force, a career high, along with a forced fumble. He entered the 2010 season as a team captain and the top returner on the team in solo tackles, assisted tackles, total tackles and interceptions.

PLAYING LIKE IT'S 2009

Junior defensive back Brian Logan continued where he left off last year, defending three Washington passes in BYU's 23-17 win. Logan's three passes defended are tied for first in the Mountain West Conference and tie him for 53rd nationally in that category. In 2009, Logan averaged 1.31 pass defended per game, ranking first in the MWC and tied for second in the nation.

2010 NATIONAL RANKINGS

TEAM RANKINGS

Category	National Rank	Actual	National Leader	Actual	Conference Rank
Passing Defense	T-31	161.0	Stanford	90.0	2
Opp. 4th Conversion	T-50	.500	18 tied	0.00	T-6
Passing Eff. Defense	54	119.8	Oregon	61.2	4

INDIVIDUAL RANKINGS

Category	Player	National Rank	Actual	National Leader	Actual	Conf. Rank
Solo Tackles/Game	Andrew Rich	T-4	7.0	2 tied	7.67	1
Forced Fumbles/Game	Andrew Rich	T-11	0.67	10 tied	1.0	T-1
Tackles/Game	Andrew Rich	T-70	8.3	Mackey (Tulane)	13.5	3
	Jordan Pendleton	T-70	8.3	Mackey (Tulane)	13.5	T-9
Passes Defended/Game	Brian Logan	T-53	1.0	2 tied	2.3	T-1



2010 COUGAR FOOTBALL SPECIAL TEAMS NOTES

DISTANT COUSIN

Deep snapper Reed Hornung comes to BYU with a familiar family name. Paul Hornung, a former Notre Dame great, won the Heisman Trophy in 1956 and was known as one of the best all-around players in history, playing quarterback while also running, passing, blocking and tackling. An award given beginning this season is named in his honor and will be awarded to the best all-around player in college football. Reed and Paul are related -- Paul is Reed's father's second cousin.

HERE COMES THE BOOM

MWC honorable mention honoree Riley Stephenson returns at punter for BYU after a successful freshman campaign. Stephenson is known for his ability to place punts near the goalline, putting eight kicks inside the 20 last season. The sophomore can also boom kicks when needed, totaling eight punts over 50 yards in 2009, including a career-high and BYU bowl game record 60-yard punt against Oregon State in the Las Vegas Bowl.

IT'S BEEN A WHILE

BYU has been unable to return a kickoff for a touchdown for 147 consecutive games. Mike Rigell was the last Cougar to accomplish the feat, turning in a 96-yard touchdown in a 31-9 victory at Hawaii on October 17, 1998.

The last time BYU returned a punt for a touchdown was back on Nov. 9, 2006 when freshman McKay Jacobson ran one back 77 yards against Wyoming at Edwards Stadium. Forty-five games have passed since then.

FIRST IN THE NATION

BYU's kickoff return defense has been ranked first in the nation all three weeks of the 2010 football season. The Cougars allow just 8.3 yards per kickoff return, almost five yards better than second-best Rutgers' average of 13.4 yards per return. BYU allowed just 20 yards on three kicks against Washington, 12 yards on one kick at Air Force and two returns for 18 yards versus Florida State.

PAYNE CLOSING ON RECORDS

With one PAT against Florida State, Payne is currently 14 PAT attempts from passing Kurt Gunther's (1980-82) mark of 179 in the BYU record books and three PAT conversions from jumping Gunther's BYU record in that category. He is also 75 points away from scoring the most points of any Cougar player in BYU history, a record currently held by kicker Owen Pochman (1997-00) with 333 points.

In the MWC record books, Payne is 54 points away from passing his brother for first all-time in career kicking points. Payne kicked the third-most extra points in a season in MWC history in 2009 with 59 PATs. He also holds the MWC record for juniors for most PATs made in a game, converting eight against UNLV in 2009. With 59 PATs last season, Payne also became the BYU and Mountain West Conference career PATs made leader with 156, surpassing his brother Matt's record of 150 career PATs made.

MAYBE THIS YEAR

BYU junior O'Neill Chambers added to his BYU career kickoff return record versus Florida State, now sitting at 62. Chambers is 25 returns away from breaking the Mountain West Conference record in the same category. Returning as the primary Cougar kick returner, Chambers returned a 97-yard kickoff return against UNLV and a 43-yard punt return against Utah, both career highs, in 2009. Last season Chambers averaged 25.6 yards per kick return to rank second in the MWC and 34th nationally. Also an All-MWC candidate at wide receiver this year, Chambers ranked 11th in all-purpose yards in the MWC in 2009 at 77.1 yards per game.

STEPHENSON NAMED MWC SPECIAL TEAMS PLAYER OF THE WEEK

COLORADO SPRINGS, Colo. – BYU's Riley Stephenson earned Mountain West Conference Special Teams Player of the Week honors Monday for his performance in the Cougars' victory over Washington Saturday night.

The sophomore punter/kicker helped BYU control the field-position battle in the Cougars' 23-17 win, making the Huskies start inside the 15-yard line on three of six punts and inside the 20 on three of five kickoffs. Stephenson's six punts tied a career high.

Stephenson averaged 44.3 yards on three of his punts and placed the Huskies at the 1, 12 and 14 yard lines on the other three punts. His longest punt of the day was 47 yards. Overall, he averaged 37.2 yards on six punts.

While kicking off, the St. George, Utah, native helped BYU limit Washington to an average of 6.7 return yards with Huskie drives starting at the 2, 7 and 16 yard lines. Stephenson's two other kickoffs resulted in touchbacks.

2010 NATIONAL RANKINGS

TEAM RANKINGS

Category	National Rank	Actual	National Leader	Actual	Conference Rank
Kickoff Ret. Defense	1	8.33	BYU	8.33	1
Punt Ret. Defense	T-31	4.50	Boston College	-8.00	1
Punt Return Avg.	T-46	9.67	Miami (FL)	27.8	3

INDIVIDUAL RANKINGS

Category	Player	National Rank	Actual	National Leader	Actual	Conf. Rank
Yds Per Punt Return	O'Neill Chambers	T-29	11.25	Benjamin (Miami FL)	32.00	4
Field Goals/Game	Mitch Payne	T-53	1.0	2 tied	2.67	T-3



2010 COUGAR FOOTBALL RECORD WATCH

RECORDS TO WATCH

As the season continues, several current BYU and MWC records are in jeopardy of getting broken. Below is a list of records to keep an eye on throughout the remainder of the season.

	RECORD TO WATCH	ACTUAL	CURRENT HOLDER	CURRENT RECORD	DIFFERENCE
Matt Payne	BYU Career PAT Attempts	166	Kurt Gunther (1980-82)	179	-13
	BYU Career PAT Conversions	160	Kurt Gunther (1980-82)	162	-2
	BYU Scoring	259	Owen Pochman (1997-00)	333	-74
	MWC Career Kicking Points	259	Matt Payne (2001-04)	312	-53
O'Neill Chambers	BYU Career Kickoff Return Yards	1,437	Mike Rigell (1998-01)	1,545	-108
	MWC Career Kickoff Return Yards	1,437	Javon Bouknight, Wyoming (2002-05)	2,016	-579
	MWC Career Kickoff Returns	62	Javon Bouknight, Wyoming (2002-05)	87	-25

REWRITING THE RECORD BOOKS

As the 2009 season has come to an end, so have numerous BYU and MWC team and individual records. Below is a list of Cougars who have helped rewrite the record books last year.

	RECORD BROKEN	NEW RECORD	PRIOR HOLDER	PREV. RECORD	DIFFERENCE
Max Hall	BYU Career Quarterback Wins	32	Ty Detmer	29	+3
	MWC Career Total Offensive Yards	11,562	John Beck (2003-06)	11,060	+502
	MWC Career Passing Yards	11,365	John Beck (2003-06)	11,021	+344
	MWC Career Passing Touchdowns	94	John Beck (2003-06)	79	+15
	MWC Career 300-Yard Passing Games	20	John Beck (2003-06)	17	+3
	MWC 300-Yard Passing Games in a Season	8	Max Hall (2008)	7	+1
Jan Jorgensen	MWC Career Sacks	28.5	Jerry Hughes (2006-09)	28.5	0
	MWC Career Tackles for Loss	44	Chase Ortiz (2005-07)	41.5	+2.5
Dennis Pitta	BYU Career Tight End Receiving Yards	2,901	Gordon Hudson (1980-83)	2,484	+317
	BYU Career Tight End Receptions	221	Gordon Hudson (1980-83)	178	+36
	BYU Career Receptions	221	Austin Collie (2004, 2007-08)	215	+6
	NCAA Career Tight End Receiving Yards	2,901	Ibn Green (1996-99)	2,830	+71
Harvey Unga	BYU Career Rushing Yards	3,455	Curtis Brown (2002, 2004-06)	3,221	+234
	BYU Career Rush Attempts	696	Curtis Brown (2002, 2004-06)	641	+55

NEW BYU NCAA RECORDS

Three Cougars etched their name into the record books, earning seven new additions in the Official 2010 NCAA Record Book:

Career Yards Per Game

(Minimum 5,500 yards; Player must have concluded his career)

Player, Team	Years	G	Plays	Yards	TDR	Yd. PG
7. Ty Detmer, BYU.....	1988-91	46	1,795	14,665	135	318.8
16. Max Hall, BYU.....	2007-09	39	1,571	11,569	101	296.6

Career Passing Efficiency

(Minimum 500 Completions; Player must have concluded his career)

Player, Team	Years	Pts.
7. Ty Detmer, BYU.....	1988-91	162.7
8. Steve Sarkisian, BYU.....	1995-96	162.0
13. Jim McMahon, BYU.....	1977-78, 80-81	156.9
24. Max Hall, BYU.....	2007-09	151.1

Career Yards

Player, Team	Years	Yds.
3. Ty Detmer, BYU.....	1988-91	15,031
22. Max Hall, BYU.....	2007-09	11,365

Career Yards Per Game

(Minimum 5,000 yards; Player must have concluded his career)

Player, Team	Years	Yd. PG
5. Ty Detmer, BYU.....	1988-91	326.8
11. Steve Sarkisian, BYU.....	1995-96	298.6
18. Max Hall, BYU.....	2007-09	291.4

Career Touchdown Passes

3. Ty Detmer, BYU.....	1988-91	121
18. Max Hall, BYU.....	2007-09	94

Career Sacks

T-20. Jan Jorgensen, BYU.....	2006-09	28.5
-------------------------------	---------	------



2010 COUGAR FOOTBALL COACHES NOTES

TOP TEN ALL-TIME

BYU head coach Bronco Mendenhall's 49 wins through his first five seasons as an FBS head coach ties him for 10th all-time for best career starts by wins.

Coach, Team	W	L	T	Pct.
Walter Camp, Yale, Stanford	69	2	2	.959
George Woodruff, Penn	67	5	0	.931
Bob Pruett, Marshall	58	9	0	.866
*Bob Stoops, Oklahoma	55	11	0	.833
Pete Carroll, USC	54	10	0	.844
Larry Coker, Miami (FL)	53	9	0	.855
*Mark Richt, Georgia	52	13	0	.800
Barry Switzer, Oklahoma	51	5	2	.896
John Robinson, USC	50	8	2	.850
R.C. Slocum, Texas A&M	49	12	1	.798
Lloyd Carr, Michigan	49	13	0	.790
*Bronco Mendenhall	49	15	0	.766
Frank Solich, Nebraska	49	16	0	.754

*active

Coach Mendenhall is also currently the fourth winningest active coach by percentage with a minimum of five years at an FBS school.

Coach, Team	Yrs.	W	L	T	Pct.
1. Urban Meyer, Florida	9	96	18		.842
2. Bob Stoops, Oklahoma	11	117	29		.801
3. Mark Richt, Georgia	9	90	27		.769
4. Bronco Mendenhall, BYU	5	49	15		.766

UP OR DOWN

Following is a break down of the BYU coaching staff's location during the game:

In the Pressbox	Robert Anae (OC) Lance Reynolds (RB) Nick Howell (OLB)
On the Field	Bronco Mendenhall (HC) Brandon Doman (QB) Jaime Hill (DC/DB) Mark Weber (OL) Patrick Higgins (STC/WR) Paul Tidwell (ILB) Steve Kaufusi (DL)

PROFESSIONAL EXPERIENCE

The BYU coaching staff has four members who have played football in the National Football League or the old USFL. Associate Head Coach and running backs coach Lance Reynolds was drafted by the Pittsburgh Steelers in 1978 and also played at Philadelphia. Offensive coordinator Robert Anae was drafted in the third round by the New Jersey Generals of the USFL. Quarterbacks coach Brandon Doman was drafted by the San Francisco 49ers in 2002 and also played with the Washington Redskins. Steve Kaufusi also has NFL experience.

BEST OF THE BUNCH

Following the 2004 season, Bronco Mendenhall was one of 13 men who received their first head football coaching job at the Football Bowl Subdivision (Division I-A) level. Of those 13 coaches, Bronco Mendenhall has compiled the best overall record to date. Following is a list of the coaches and their current records.

HEAD COACH, SCHOOL

HEAD COACH, SCHOOL	RECORD
Bronco Mendenhall, BYU	50-17
Kyle Whittingham, Utah	50-17
Mike Gundy, Oklahoma State	39-27
Dave Wannstedt, Pittsburgh	36-27
Bill Cubit, Western Michigan	35-29
Skip Holtz, Eastern Carolina	Resigned Jan. 14, 2010
Charlie Weis, Notre Dame	Fired Nov. 30, 2009
Mark Snyder, Marshall	Resigned on Nov. 29, 2009
Mike Sanford, UNLV	Fired on Nov. 16, 2009
Shane Montgomery, Miami (OH)	Resigned on Nov. 29, 2008
Brent Guy, Utah State	Fired on Nov. 17, 2008
Greg Robinson, Syracuse	Fired on Nov. 17, 2008
Ed Orgeron, Mississippi	Fired on Nov. 24, 2007

BYU COACHING STAFF

Head Coach	Bronco Mendenhall, 6th yr.
Assistant Head Coach/Running Backs	Lance Reynolds, 28th yr.
Offensive Coordinator	Robert Anae, 6th yr.
Defensive Coordinator/Secondary	Jaime Hill, 5th yr.
Quarterbacks	Brandon Doman, 6th yr.
Offensive Line	Mark Weber, 4th yr.
Wide Receivers/Special Teams Coordinator	Patrick Higgins, 6th yr.
Defensive Line	Steve Kaufusi, 9th yr.
Outside Linebackers	Nick Howell, 4th yr.
Inside Linebackers/Recruiting	Paul Tidwell, 10th yr.
Head Strength and Conditioning	Jay Omer, 10th yr.

BYU SUPPORT STAFF

Director of Football Operations	Duane Busby
Equipment Manager	Mick Hill
Head Trainer	Kevin Morris
Assistant Trainer	Jeff Hurst
Strength & Conditioning	Justin McClure
Graduate Assistant, Defense	Kelly Poppinga
Graduate Assistant, Offense	Shaun Nua
Intern, Defense	Kelly Bills
Intern, Defense	Jason Walker
Orthopedic Surgeon	Dr. Kirt Kimball
Team Physician	Dr. Mitch Pratte
Video Coordinator	Lane Olson
Assistant to Head Coach	Carey Hoki
Football Secretary	Shirley Johnson
High School Relations Coordinator	Patrick Hickman
Academic Coach	Jim Hamblin
Media Relations Director	Brett Pyne
Asst. Media Relations Director	Jordan Christiansen
Special Events Director	Larry Duffin
Ticket Manager	David Miles
Director, Photo Services	Mark Philbrick



2010 COUGAR FOOTBALL HEAD COACH BRONCO MENDENHALL



BRONCO MENDENHALL SIXTH SEASON

During his five seasons as the head coach at Brigham Young University, Bronco Mendenhall has returned the Cougars to the ranks of the nation's top teams. Taking over a BYU program in 2005 that was coming off three losing seasons, Mendenhall has guided his teams to five straight bowl invitations, two outright Mountain West Conference championships and consistent national top-25 rankings.

Under his leadership, the Cougars have earned a 49-15 record--the best record of any first-time head coach over the past five seasons and a mark topped by only 11 coaches overall. Mendenhall's .766 winning percentage ranks No. 4 among all active FBS head coaches with at least five years of experience. Mendenhall has led BYU to bowl wins in three of the last four year while achieving a 43-9 record in that span, a ledger topped by only four other teams--Boise State, Florida, Texas and Ohio State. In doing so, the Cougars have achieved four straight seasons with 10 or more wins for the first time in school history.

While recording an 11-2 record and 7-1 league mark, Mendenhall's 2009 team went 3-1 against ranked opponents, including a 14-13 season-opening win over No. 3 Oklahoma and a 44-20 season finale Maaco Bowl Las Vegas victory over No. 16 Oregon State. BYU finished No. 12 in the final polls to earn its highest finish since 1996 and earn the distinction of being one of only six programs nationally to be ranked in both the final polls the past four seasons. At No. 14 in the final 2009 BCS standings, Mendenhall's Cougars are one of just seven programs to finish in the final BCS standings the past four year and the only program to do so from a non-automatic qualifying BCS conference.

In his first season, Mendenhall led BYU to a 6-5



regular-season record and earned an invitation to the Pioneer Las Vegas Bowl -- the team's first postseason bowl appearance in three seasons. Over the next two seasons, he coached

the Cougars to back-to-back 11-win seasons and claimed consecutive MWC titles with a combined record of 16-0 against league opponents.

In 2008, BYU posted a 10-2 regular season to achieve three straight 10-win seasons for only the third time in school history. In doing so, Mendenhall's teams became the first in Cougar history to go unbeaten at home over three consecutive seasons.

The Cougars have received five straight bowl invitations for the first time since a string of 17 consecutive bowls invitations from 1978 through 1994. Mendenhall is the only coach in BYU football history to take his first five teams to a bowl game.

Following the 2006 season, Mendenhall was named the American Football Coaches Association Region IV Coach of the Year. In addition, Mendenhall was named by the Football Writers Association of America one of nine finalists for the prestigious Eddie Robinson Coach of the Year Award.

In 2007, BYU finished the season ranked No. 17 in the final BCS standings--three places higher than the 2006 Cougars. In the final polls of the season, BYU finished ranked 14th in both the Associated Press and USA Today Coaches Poll. Defensively, BYU ranked 9th in the nation, allowing just 18.5 points per game.

In 2008, BYU earned a spot in the national polls each week of the season, including a ranking as high as No. 7. With just two regular-season blemishes on its resume with road losses at No. 6 Utah and No. 11 TCU, BYU earned a No. 16 ranking in the final BCS standings and an invitation to the 2008 Las Vegas Bowl.

Off the field, BYU has had five Academic All-American citations in the past two seasons. In 2008, only Penn State (4) placed more student-athletes on the ESPN the Magazine Academic All-America First Team. Cougar starters David Oswald (offensive tackle), Matt Bauman (linebacker) and Kellen Fowler (safety) each earned the high honor as BYU had three first-teamers for the first time during the same season. In 2009, Scott Johnson earned first-team honors and Bauman was a second-team selection.

As a player, Mendenhall was a two-year starter at cornerback for Snow College from 1984-85, winning the NJCAA National Championship and earning first-team all-conference, all-region, second-team NJCAA All-America and JC Gridwire Academic All-America honors.

Mendenhall transferred to Oregon State and was a two-year starter, playing free safety, strong safety and linebacker for the Beavers. Mendenhall was a team captain as a senior and received the Leo Gribkoff Memorial Award, given to the team's most inspirational player.

Mendenhall was raised in Alpine, Utah, and graduated from American Fork High School in 1984. He received a bachelor's degree in education from Oregon State in 1988 and a master's degree in education with an emphasis in exercise physiology also from OSU in 1990.

Mendenhall, who resides in Alpine, Utah, is married to Holly Johnston of Missoula, Montana. The couple has three sons.

Coaching Experience:

Oregon State (1989-90)
Graduate assistant; defensive line

Snow College (1991-92)
Defensive coordinator; secondary

Northern Arizona (1993-94)
Secondary (1993)
Co-defensive coordinator; secondary (1994)

Oregon State (1995-96)
Defensive line (1995)
Defensive coordinator; secondary (1996)

Louisiana Tech (1997)
Secondary

New Mexico (1998-02)
Defensive coordinator; secondary (1998-02)
Assistant head coach (2002)

Brigham Young (2003-present)
Head Coach (2005-present)
AFCA Region 5 Coach of the Year (2006)
MWC Coach of the Year (2006)
Defensive coordinator (2003-04)
BYU Cougar Club Assistant Coach of the Year (2003)



2010 COUGAR FOOTBALL MEDIA INFORMATION

WEEKLY MEDIA BREAKFAST MONDAYS AT LEGENDS GRILLE



Head coach Bronco Mendenhall and selected players will participate in the weekly football media breakfast. The weekly

event will be held on Mondays throughout the season on the second floor of Legends Grille in the Student Athlete Building. Breakfast will be served at 9:30 a.m. and the press conference will begin promptly at 10:00 a.m. A partial transcript of Mendenhall's statements will be available on www.byucougars.com.

COACH'S SHOWS ON KSL

RADIO - "BYU Football with Head Coach Bronco Mendenhall," Presented by University Parkway Ken Garff Dealers is broadcast Wednesday nights at 7:00pm from the President's Loge at LaVell Edwards Stadium. A live audience will be in attendance as Greg Wrubell and Coach Mendenhall, along with current and former players, discuss BYU Football and highlight its core pillars of "Tradition, Spirit and Honor."

TELEVISION - "BYU Football with Coach Bronco Mendenhall" Presented by Siegfried and Jensen can be seen Sunday nights during the season at 11:00pm. Greg Wrubell will host a fast-paced half hour featuring highlights, interviews, and exciting new features like "BYU X and O," as Bronco Mendenhall takes viewers into the film room to discuss strategy, tactics and terminology. BYU's foundational values of "Tradition, Spirit and Honor" will be a weekly theme.

STATIONS ON THE COUGAR SPORTS NETWORK INCLUDE:

KMGR 95.9 FM
Manti, UT

KUNF 1210 AM
St. George, UT

KDOX 1280 AM
Las Vegas, NV

KTHK 105.5 FM
Pocatello, Blackfoot, Idaho Falls, ID

KIOV 1450 AM
Boise, ID

MEDIA AVAILABILITY

Media access to conduct interviews will be provided on Monday, Tuesday and Wednesday each week as well as postgame interviews on game day. As a general rule the following schedule will be followed: Monday morning press conference (Coach Mendenhall and select players), Tuesday after practice (players and coaches) and Wednesday after practice (players and coaches). Practice sessions during the season are closed. Depending on circumstances such as classes, exams and other obligations or considerations, some players may not always be available during the specified media availability times. We will work to accommodate your interview needs whenever possible.

Coach Mendenhall and select players will participate each Monday morning at 10 a.m. MT in a weekly media breakfast press conference. Mendenhall is also available on the MWC teleconference call each Tuesday at 11 a.m. MT.

Post-Game: Following games, Coach Mendenhall, as well as selected players will be available for post-game interviews. For games at Edwards Stadium, Coach Mendenhall will participate in a post-game press conference, along with selected players. The BYU locker room is closed.

ON THE AIR

The exclusive radio home of BYU Football and flagship of the Cougar Sports Network is KSL Newsradio in Salt Lake City. The "Voice of the Cougars" is Greg Wrubell, now in his 10th season as play-by-play commentator. A BYU alum, Wrubell is in his 19th year on the broadcast crew, having served as the sideline reporter before stepping into the booth.

Wrubell's on-air partner and game analyst is former Cougar quarterback Marc Lyons, who begins his 30th season on the BYU Football broadcasts. Former Cougar defensive back and 2009 team captain Scott Johnson makes his debut reporting from the sidelines, while Andrew Adams returns for his third season as gameday host in the "Cougar Scoreboard Studio." The following is a rundown of KSL's weekly programming and broadcast details:

MONDAY-FRIDAY

7:43 a.m. and 5:43 p.m. - "Cougar Tracks" with Greg Wrubell

WEDNESDAY

7:00p.m. - "BYU Football with Head Coach Bronco Mendenhall," Presented by University Parkway Ken Garff Dealers

GAMEDAYS:

2 hours before kickoff: "Cougar Countdown Show"

1 hour before kickoff: "Cougar Pregame Scoreboard Show"

35 minutes before kickoff: "Cougar Pregame Coach's Show"

25 minutes before kickoff: "Cougar Kickoff Show"

Halftime: "Cougar Halftime Scoreboard Show"

Postgame: "Cougar Postgame Scoreboard Show," "Cougar Locker Room Show," "Cougar Postgame Coach's Show," "Cougar Call-In Show," "Cougar Replay."

All BYU Football programming is streamed live on ksl.com and available for download and podcast. All game broadcasts are archived online. KSL's gameday broadcast is also streamed online at byuradio.org, and can be heard on Dish Network Channel 980.

KSL NEWSRADIO
102.7_{FM} 1160_{AM}



2010 COUGAR FOOTBALL PLAYERS TO WATCH

OTHER PLAYERS TO WATCH...

LUKE ASHWORTH-WR

In his best game as a Cougar, Ashworth caught five passes for a career-high 91 yards and one touchdown against Utah State on Oct. 2, 2009, including a long pass for 48 yards. He ranked second on the team with 29 receptions and has averaged 14.2 yards per catch in his three-year career.

BRANDON BRADLEY-DB

Bradley's 48 solo tackles in 2009 ranked second on the team while ranking fourth with 64 tackles overall. He is a three-year letterwinner, playing 32 games with 16 starts in his career.

TERENCE BROWN-OL

Brown received College Football News All-Sophomore Team honorable mention last year after starting every game at right guard. The starting center this season, Brown helped the offensive unit rank No. 1 in the nation in third-down conversion percentage in 2009.

O'NEILL CHAMBERS-WR/KR/PR

Chambers ranked second on the team with 32 receptions last season while ranking No. 2 in the MWC and 34th nationally with a 25.6 yard per kickoff return average. In 2009, Chambers had a career-long kick return of 97 yards and a career-long punt return of 43 yards. In 2008, his 35 kick returns set a BYU and MWC record for most kickoff returns in a season.

JD FALSLEV-KR

A quick, shifty freshman from Sky View High in Logan, Falslev will look to spark the Cougars as one of two primary punt returners.

ROMNEY FUGA-DL

Fuga tallied 40 tackles last season, adding three tackles for loss, one sack and one forced fumble last season in his first action after a two-year church mission. A two-year letterwinner on the defensive line, Fuga is also an Academic All-MWC recipient.

J.J. DI LUIGI 5-9, 198, JR.



SOPHOMORE - (2009): Earned letterman honors as a sophomore ... saw action in all 13 games ... totaled 248 yards on 45 carries and three touchdowns ... recorded a career-long 38 yard run at UNLV ... ran for a career-high 71 yards in the Tulane game ... recorded two rushing touchdowns against the Green Wave ... caught 22 passes for 270 yards and four touchdowns ... averaged 12.3 yards per catch ... recorded a career-high 94 yards receiving against Wyoming ... caught two touchdowns against the Cowboys ... had a long pass of 44 yards in that game ... recorded 11 kick returns for 264 yards, averaging 24 yards per return ... had a long return of 38 yards against Utah State.

FRESHMAN - (2008): Earned letterman honors as a redshirt freshman ... saw action in 11 games ... contributor on special teams ... totaled three tackles on the season ... gained 48 rushing yards on 13 carries, averaging 3.7 yards per carry ... ran for a season-high 34 yards against UCLA.

REDSHIRT - (2007): Redshirted the 2007 season as a true freshman due to a foot injury.


STATISTICS

Rushing						
YEAR	GP	ATT	YDS	AVG	TD	LONG
2008	11	13	48	3.4	0	15
2009	13	45	248	5.5	3	38
TOTAL	24	58	296	5.1	3	38

Receiving					
YEAR	REC	YDS	AVG	TD	LONG
2009	22	270	12.3	4	44
TOTAL	22	270	12.3	4	44

Kick Returns					
YEAR	NO	YDS	AVG	TD	LG
2009	11	264	24.0	0	38
TOTAL	2	19	9.0	0	18

MCKAY JACOBSON 5-11, 189, JR.



SOPHOMORE - (2009): Earned letterman honors as a sophomore ... started nine games at wide receiver ... started the first four games before suffering a hamstring injury, forcing him to sit out the next four games ... Academic All-MWC ... totaled 556 yards and four touchdowns on 23 receptions ... averaged 24.2 yards per catch, ranking No. 4 in the nation among receivers who averaged at least one catch per game and No. 3 among receivers with as many yards as him ... caught the game-winning touchdown in BYU's season opener against No. 3 Oklahoma ... recorded a season-high 111 yards receiving against Florida State, including an 80-yard reception ... recorded two punt returns ... averaged 13 yards on three kick returns.

FRESHMAN - (2006): Selected as the team offensive rookie of the year ... his 77-yard punt return for a touchdown against Wyoming was the first punt return for a TD in 113 games for the Cougars ... that was Jacobson's first-ever punt return ... had TD catches of 28 and 20 yards against UNLV, and a 20-yard TD catch against New Mexico, ... had three catches for 105 yards at Colorado State, including a season-long 52-yarder ... had 28 catches for 547 yards and three receiving TDs ... also had two punt returns for 75 yards and had seven kickoff returns for 128 yards ... participated in Spring Camp after graduating from high school in December ... saw considerable action at receiver and as a return specialist on special teams during Spring Camp.

STATISTICS

Receiving							
Yr	Gms	Rec	Yds	TD	Long	Avg./R	Avg./G
2006	13	28	547	3	52	19.5	42.1
2009	9	23	556	4	80	24.2	61.8
TOTAL	22	51	1103	7	80	21.6	58.1

Punt Returns					
YEAR	NO	YDS	AVG	TD	LG
2006	2	75	37.5	1	77
2009	2	2	1.0	-	2
TOTAL	4	77	19.25	1	77

Kick Returns					
YEAR	NO	YDS	AVG	TD	LG
2006	7	128	18.3	-	32
2009	3	39	3.0	-	16
TOTAL	10	167	16.7	-	32



2010 COUGAR FOOTBALL PLAYERS TO WATCH

OTHER PLAYERS TO WATCH...

BRADEN HANSEN-OL

Hansen started every game as a freshman at left guard for the Cougars, earning first-team Freshman All-America honors from the Football Writers Association and Phil Steele in 2009 in addition to a College Football News honorable mention. He is also excelling in the classroom, having earned Mountain West Conference All-Academic honors last season.

CODY HOFFMAN-WR

After redshirting last season, Hoffman was tabbed by head coach Bronco Mendenhall as the fourth wide receiver following a strong showing in fall camp. A 6-foot-4, 200-pound freshman, Hoffman is a long and athletic wideout.

SHANE HUNTER-LB

Hunter will look to enter the starting lineup for the first time in his career this season, replacing 2009 team captain Matt Bauman at middle linebacker. Hunter is seventh among players returning from 2009 on defense with 15 tackles, in addition to one forced fumble and a fumble recovery.

BRYAN KARIYA-RB

Second among returning players in rushing yardage from 2009, Kariya gained 199 yards on the season off 55 rush attempts, an average of 15.3 yards per carry while scoring two touchdowns. Kariya also caught 22 receptions for 186 yards and two touchdowns. His biggest reception came in the first game of the season against No. 3 Oklahoma when Kariya went for a career-high 49 yards on a key pass play. The junior is also an MWC Scholar Athlete.


BRIAN LOGAN 5-6, 176, SR.



JUNIOR - (2009): Earned letterman honors as a junior ... saw action in all 13 games, including 12 starts at corner ... SportsIllustrated.com All-America Honorable Mention ... All-MWC Honorable Mention ... ranked second in the nation with 17 passes defended ... defended an average of 1.31 passes per game, tying the second-highest average in the nation and ranking first in the MWC ... totaled 44 tackles on the season, including 31 solo ... had four tackles for a combined loss of nine yards ... led the team with 14 pass breakups ... intercepted passes against Tulane, Colorado State and Wyoming ... had a season-high 11 tackles against Florida State.

YEAR	GMS	SOLO	AST	TOTAL	TFL/YDS	SACKS/YDS	PBU	FR	FF	INT/YD
2009	13	31	13	44	4.0/9	-	14	-	-	3/59
TOTAL	13	31	13	44	4.0/9	-	14	-	-	3/59

MITCH PAYNE 6-2, 210, SR.



JUNIOR - (2009): Earned letterman honors as a junior ... MWC Scholar-Athlete ... Academic All-MWC ... saw action in all 13 games as BYU's primary field goal and PAT kicker ... converted 59-of-61 point-after attempts ... made 10-of-14 field goal attempts ... finished first on the team, scoring 89 points on the season ... became the MWC career PATs made leader with 156 at the conclusion of the 2009 season, surpassing his brother Matt Payne's 150 career PATs made ... converted a career-long 49-yard field goal against Air Force ... set a new MWC record for most PATs made in a game with eight against UNLV ... six PATs in the bowl game against Oregon State set a new BYU bowl record, while the five he converted tied the previous record.

SOPHOMORE - (2008): Earned letterman honors as a sophomore ... saw action in all 13 games as BYU's primary field goal and PAT kicker ... Academic All-MWC ... converted 54-of-56 point-after attempts ... made 10-of-14 field goal attempts ... finished third on the team, scoring 84 points on the season ... converted on a

season-long 46-yard field goal.

FRESHMAN - (2007): Earned 2007 Academic All-Mountain West Conference honors ... converted 43-of-45 point-after attempts ... scored a total of 73 points on the season, including 43 PAT's and 10 field goals ... made 10-of-14 field goals, including a season-long of 42 yards against Air Force ... averaged 60.7 yards per kickoff.

REDSHIRT - (2006): Redshirted the 2006 season.

STATISTICS

Field Goals										
YEAR	FG	PCT	01-19	20-29	30-39	40-49	50-99	LG	BLK	
2007	10-14	71.4	0-0	7-7	2-3	1-3	0-1	42	2	
2008	10-14	71.4	0-0	4-4	3-6	3-4	0-0	46	1	
2009	10-14	71.4	0-0	4-4	2-3	4-7	0-0	49	1	
TOTAL	30-42	71.4	0-0	15-15	7-12	8-14	0-1	49	4	

Kickoffs					
YEAR	NO	YDS	AVG	TB	OB
2007	44	2669	60.7	0	5
2008	3	177	59.0	0	0
2009	21	1199	63.3	3	2
TOTAL	68	4045	59.5	3	7

Point-After Attempts	
YEAR	NO
2007	43-45
2008	54-56
2009	59-61
TOTAL	156-162

JORDAN PENDLETON 6-2, 228, JR.



SOPHOMORE - (2009): Earned letterman honors as a sophomore ... saw action in all 13 games, including 10 starts at outside linebacker ... totaled 52 tackles on the season, including 30 solo ... had six tackles for a combined loss of 36 yards ... recorded two sacks against New Mexico and one against Utah ... had three pass breakups and five quarterback hurries ... recorded an interception at UNLV on a pass intended to go out of bounds ... recovered a fumble against Tulane ... had a career-high eight tackles against New Mexico.

FRESHMAN - (2008): Earned letterman honors as a freshman ... saw action in eight games ... contributor on special teams ... totaled three tackles on the season, including two solo takedowns ... recorded his first career interception in BYU's 44-0 shutout win over Wyoming.

REDSHIRT - (2007): Redshirted as a true freshman.

STATISTICS

YEAR	GMS	SOLO	AST	TOTAL	TFL/YDS	SACKS/YDS	PBU	QBH	FR	FF	INT/YD
2008	8	2	1	3	-	-	-	-	-	-	1/-1
2009	13	30	22	52	6.0/36	3.0/31	3	5	1	-	1/0
TOTAL	21	32	23	55	6.0/36	3.0/31	3	5	1	-	2/-1



2010 COUGAR FOOTBALL PLAYERS TO WATCH

OTHER PLAYERS TO WATCH...

EATHYN MANUMALEUNA-DL

Best known for preserving a 17-16 win over UCLA in the 2007 Las Vegas Bowl by blocking a last-second Bruin field goal, Manumaleuna is returning to the Cougar squad after serving a church mission to Oklahoma. Manumaleuna will start at left end on the defensive line for BYU this season after starting every game at nose tackle for the Cougars in 2007. He has 25 tackles and one sack in his one-year career.

ZED MENDENHALL-FB

Mendenhall found a starting spot after fall camp as BYU's fullback, looking to open holes for the rushing attack. A local product from Alpine, Mendenhall's brother, Zeke, is also on the team while his father, Paul, played previously at BYU.

RILEY STEPHENSON-P

Stephenson earned All-Mountain West Conference honorable mention as a true freshman last season, averaging 41.3 yards per punt while also contributing as the Cougars' primary kickoff specialist. His long punt of 60 yards against Oregon State in the Las Vegas Bowl set a BYU bowl game record. Stephenson was named the National Punter of the Week once and honorable mention kickoff specialist twice by College Football Performance Awards.

RICHARD WILSON-TE

Wilson, an All-State tight end at Spanish Fork, leads a slew of freshman tight ends. A redshirt in 2009, the 6-foot-2, 233-pound freshman will see the first action of his career in 2010 while hoping to fill in where Consensus All-American Dennis Pitta, now with the NFL's Baltimore Ravens, left off.

MATT REYNOLDS

6-6, 329, JR.



2010 Preseason All-American
2010 Preseason All-Mountain West Conference
2010 Lombardi Award Watch List
2010 Outland Trophy Watch List

SOPHOMORE - (2009): Named to the All-MWC first team ... College Football News All-Sophomore Team First Team .. earned letterman honors as a sophomore ... Academic All-MWC ... started all 13 games on the season, at left tackle ... played for an offensive unit that led the conference and ranked No. 17 nationally in passing per game (281.46) and No. 21 in total offense (427.15) ... part of a unit that averaged only 1.77 sacks per game ... vital part of an offensive line that helped BYU lead the nation with a 55.62 third-down conversion percentage on the season ... carried out the team flag prior to the Utah game.

FRESHMAN - (2008): Named Freshman All-American by the Football Writers Association of America, Rivals.com, College Football News.com and Sports News ... Academic All-MWC ... recipient of the Cougar Club's Male Rookie of the Year award ... earned letterman honors as a freshman ... started all 13 games in 2008 at left tackle for an offensive unit that led the conference and ranked No. 6 nationally in passing per game (310.38) and No. 16 in total offense (444.77) ... part of a unit that averaged only 1.54 sacks per game ... vital part of an offensive line that helped BYU to a 55.7 third-down conversion percentage on the season (2nd in the nation).

REDSHIRT - (2007): Redshirted after returning from a Church mission.

ANDREW RICH

6-3, 223, SR.



2010 Preseason All-Mountain West Conference

JUNIOR - (2009): All-MWC Second Team selection ... Academic All-MWC ... earned letterman honors as a junior ... started all 13 games at safety ... led the team in tackles with 85, 51 solo ... led the team with four interceptions for 91 yards ... recorded his first career sack against New Mexico ... forced two fumbles in the season opener against No. 3 Oklahoma ... named MWC Defensive Player of the Week following the Oklahoma game ... had 3.5 tackles for loss and three pass breakups ... recovered a fumble in the Utah State game ... had a career-high 12 tackles against New Mexico.

SOPHOMORE - (2008): Earned letterman honors as a sophomore ... saw action in all 13 games, including three starts ... Academic All-MWC ... made his first career start against Colorado State ... totaled 26 tackles on the season, including 13 solo ... intercepted a potentially game-tying touchdown pass in the endzone as time expired against UNLV ... forced a fumble against SDSU ... recovered a fumble at Utah State ... also recorded one pass breakup on the season.

STATISTICS

YEAR	GMS	SOLO	AST	TOTAL	TFL/YDS	SACKS/YDS	PBU	INT	FR	FF	BLK/K
2008	13	13	13	26	-	-	1	1	1	-	-
2009	13	51	34	85	3.5/4	1.0/1	3	4	1	2	-
TOTAL	26	64	47	111	3.5/4	1.0/1	4	5	2	3	-

VIC SO'OTO

6-3, 265, SR.



JUNIOR - (2009): Earned letterman honors as a senior ... saw action in 10 games ... totaled 10 tackles on the season as a member of the defensive line ... had four tackles for loss, including on sack against Colorado State ... a career-high two tackles for loss at Tulane.

MEDICAL REDSHIRT - (2008): Started the first two games of the season before suffering a season-ending leg injury ... totaled five tackles, including three solo at linebacker ... also recorded one quarterback hurry and one forced fumble against Northern Iowa.

SOPHOMORE - (2007): Earned letterman honors ... saw action in all 13 games at both tight end and on special teams ... credited with 12 receptions for 124 yards ... had a season-high two receptions for 33 yards in the Cougars' season-opening victory against Arizona ... averaged over 10 yards per reception.

REDSHIRT - (2006): Saw action in the first two games of the season ... redshirted the 2006 season due to a

season-ending injury.

FRESHMAN - (2005): Played in 11 games during the season ... started one game ... saw action on special teams and at tight end.

STATISTICS

YEAR	GMS	SOLO	AST	TOTAL	TFL/YDS	SACKS/YDS	PBU	QBH	FR	FF
2008	2	3	2	5	-	-	-	1	-	1
2009	10	6	4	10	4.0/25	1.0/1	-	-	-	-
TOTAL	12	9	6	15	4.0/25	1.0/1	-	1	-	1



2010 COUGAR FOOTBALL

SCORING DRIVES/SUPERLATIVES

2010 SCORING DRIVES

vs. Washington

9 plays, 66 yards TOP 3:53

8 plays, 47 yards TOP 2:36

11 plays, 58 yards TOP 5:33

3 plays, 48 yards TOP 0:56

vs. Air Force

12 plays, 74 yards TOP 5:17

5 plays, 49 yards TOP 2:43

vs. Florida State

7 plays, 49 yards TOP 3:14

11 plays, 71 yards TOP 1:56

2010 BYU SUPERLATIVES

Overall Record	1-2
Current Streak	L2
MWC Record	0-1
Current Streak	L1
All-Time MWC Record	59-24 (.711)
Non-Conference Record	1-1
Current Streak	L1
2010 Home Record	1-0
Current Streak	W3
2010 Road Record	0-2
Current Streak	L2
2010 Neutral Record	0-0
Current Streak	W2
Day Games	1-2
Current Streak	L2
Night Games	0-0
Current Streak	L1
When BYU Wins Coin Toss	0-1
When BYU Loses Coin Toss	1-1
When BYU Leads After First Quarter	0-1
When BYU Trails After First Quarter	1-1
When Tied After First Quarter	0-0
When BYU Leads at the Half	0-0
When BYU Trails at the Half	1-2
When Tied at the Half	0-0
When BYU Leads After Third Quarter	1-0
When BYU Trails After Third Quarter	0-2
When Tied After Third Quarter	0-0
Record in August	0-0
Streak	W4
Record in September	1-2
Streak	L2
Record in October	0-0
Streak	L1
Record in November	0-0
Streak	W4
Record in December	0-0
Streak	W1
Record vs. Top-25 Teams	0-0
Streak	W2
Record vs. Non-Ranked Teams	1-2
Streak	L2
Record When BYU has 100-Yard Rusher	0-1
Streak	L1
Record When Opponent has 100-Yard Rusher	0-2
Record When BYU has 300-Yard Passer	0-0
Record When Opponent has 300-Yards Passer	0-0
When BYU Scores First	0-1
When Opponent Scores First	1-1
On ESPN	0-0
On ESPNU	0-1
On VERSUS	0-1
On The Mtn	0-0
On CBS-CS	1-0



2010 COUGAR FOOTBALL

LAST TIME

SPECIAL TEAMS

A KICKOFF WAS RETURNED FOR A TD:
BYU: 1998, M. Rigell at Hawaii, 96 yards (W, 31-9)
Opp: 2009, D. Purvis at UNLV, 94 yards (W, 59-21)

A FIELD GOAL WAS BLOCKED:
BYU: 2009 by A. Rich at New Mexico (W, 24-19)
Opp: 2009 by B. Garland vs. Air Force (W, 38-21)

A BLOCKED FG RESULTED IN A TD:
BYU: 2001, R. Denney at SDSU (W, 59-21)

A PUNT WAS BLOCKED:
BYU: 2009, M. Marshall vs. CSU (W, 42-23)
Opp: 2006, by C. Tennial vs. Tulsa (W, 49-24)

A BLOCKED PUNT RESULTED IN A TD:
BYU: 2004, by G. Lovely at Air Force (W, 41-24)
Opp: 2005, by C. Wells, TD by G. Rybak vs. Air Force (W, 62-41)

A PAT WAS BLOCKED:
BYU: 2008, J. Jorgensen at Washington (W, 28-27)
Opp: 2009, vs. Oregon State (W, 44-20)

A PUNT WAS RETURNED FOR A TD:
BYU: 2006, M. Jacobson (77 yards) vs. Wyoming (W, 55-7)
Opp: 2001, C. Owens at Hawai'i (L, 72-45)

A TWO-POINT PAT WAS CONVERTED:
BYU: 2010, R. Nelson vs. Washington (W, 23-17)
Opp: 2009, D. Reed vs. Utah (W, 26-23)

A KICKER MADE FOUR FIELD GOALS:
BYU: 2000, O. Pochman 4 at Utah (W, 34-27)
Opp: 2009, J. Phillips 5 vs. Utah (W, 26-23)

THE GAME WAS WON ON A LAST SECOND FG:
BYU: 2001, at Mississippi State (W, 41-38)
Opp: 2006, at Arizona (L, 16-13)

HAD A 60-YARD PLUS PUNT:
BYU: 2008, C. Santiago 62 yards at Utah (L, 24-48)
Opp: 2009, A. McCoy 70 yards at Wyoming (W, 52-0)

DID NOT PUNT DURING ENTIRE GAME:
BYU: 2009, at Tulane (W, 54-3)

MISC. OFFENSE

HAD OVER 600 YARDS IN TOTAL OFFENSE:
BYU: 2009, 611 at UNLV (W, 59-21)
Opp: 2001, 646 vs. Hawai'i (L, 72-45)

SCORED 50 POINTS:
BYU: 2009, at Wyoming (W, 52-0)
Opp: 2009, vs. Florida State (L, 28-54)

SCORED 60 POINTS:
BYU: 2005, vs. Air Force (W, 62-41)
Opp: 2001, Hawai'i (L, 72-45)

SCORED DOUBLE-DIGITS IN ALL FOUR QUARTERS:
BYU: 2009, at UNLV (W, 59-21)

THE PASSING GAME

SCORED ON OVER 50-YARD PASS PLAY:
BYU: 2009, M. Jacobson 79 yards from M. Hall at Wyoming (W, 52-0)
Opp: 2009, A. Hicks 75 yards from A. Dalton vs. TCU (L, 7-38)

SCORED ON OVER 70-YARD PASS PLAY:
BYU: 2009, M. Jacobson 79 yards from M. Hall at Wyoming (W, 52-0)
Opp: 2009, A. Hicks 75 yards from A. Dalton vs. TCU (L, 7-38)

A RECEIVER HAD A 150-YARD GAME:
BYU: 2008, A. Collie 155 yards, D. Pitta 175 yards at CSU (W, 45-42)
Opp: 2009, T. Liggett 156 yards vs. CSU (W, 42-23)

A RECEIVER HAD 10 OR MORE RECEPTIONS:
BYU: 2008, A. Collie 11 vs. Arizona (L, 21-31)
Opp: 2009, T. Liggett 11 vs. CSU (W, 42-23)

A QUARTERBACK HAD 25 COMPLETIONS:
BYU: 2009, M. Hall 33 vs. Air Force (W, 38-21)
Opp: 2009, D. Porterie at New Mexico (W, 24-19)

A QUARTERBACK HAD 40 PASS ATTEMPTS:
BYU: 2009, M. Hall 45 vs. Air Force (W, 38-21)
Opp: 2009, S. Canfield 40 vs. Oregon State (W, 44-20)

A QB HAD THREE OR MORE TD PASSES:
BYU: 2009, M. Hall 3 vs. Oregon State (W, 44-20)
Opp: 2009, A. Dalton 3 vs. TCU (L, 7-38)

A WR HAD THREE OR MORE TD RECEPTIONS:
BYU: 2008, A. Collie 3 at CSU (W, 45-42)
Opp: 2007, C. Heinz 3 at Tulsa (L, 55-47)

THERE WAS A 400-YD PASSER:
BYU: 2008, M. Hall 486 vs. Northern Iowa (W, 41-17)
Opp: 2007, P. Smith 454 yds at Tulsa (L, 55-47)

HAD OVER 500 YARDS PASSING:
BYU: 2007, M. Hall 537 yds at Tulsa (L, 55-47)
Opp: 2001, Rolovich 543 Hawai'i (L, 72-45)

DID NOT THROW A TD PASS:
BYU: 2010, at Air Force (L, 14-35)
Opp: 2009, vs. Utah (W, 26-23)

HAD LESS THAN 100 YARDS PASSING:
BYU: 2010, 88 yards at Air Force (L, 14-35)
Opp: 2010, 68 yards at Air Force (L, 14-35)

THE RUNNING GAME

A RUSHER HAD MORE THAN 30 CARRIES:
BYU: 2005, C. Brown 31 vs. Colorado State (W, 24-14)
Opp: 2003, J. Jones 35 at Notre Dame (L, 33-14)

THERE WAS A 100-YARD RUSHER:
BYU: 2010, J. Di Luigi 103 yards at Air Force (L, 14-35)
Opp: 2010, C. Thompson 123 yards at Florida State (L, 10-34)

THERE WERE TWO 100-YARD RUSHERS:
BYU: 2006, C. Brown 148, M. Hague 123 vs. UNLV (W, 52-7)
Opp: 2005, Q. Ganther 131 and B. Ratliff 112 vs. Utah (L, 41-34)

THERE WERE THREE 100-YARD RUSHERS:
BYU: 2001, L. Staley 142, B. Doman 116, B. McDonald 110; vs. Tulane (W, 70-35)

A RUNNING BACK HAD FOUR RUSHING TDS:
BYU: 2005, C. Brown 4 vs. Air Force (W, 62-41)
Opp: 2002, C. Harridge 4 Air Force (L, 52-9)

HAD 300 OR MORE YARDS RUSHING:
BYU: 2007, 311 at San Diego State (W, 48-27)
Opp: 2010, 409 at Air Force (L, 14-35)

HAD LESS THAN 100 NET YARDS RUSHING:
BYU: 2009, 76 at Florida State (L, 10-34)
Opp: 2009, 88 vs. Oregon State (W, 44-20)

THERE WAS A 200-YARD RUSHER:
BYU: 2005, C. Brown 219 vs. Air Force (W, 62-41)
Opp: 2001, Childs 237 vs. Colorado State (W, 56-34)

SCORED ON OVER 50-YARD RUN PLAY:
BYU: 2009, H. Unga 52 yards at UNLV (W, 59-21)
Opp: 2010, C. Thompson 83 yards at Florida State (L, 10-34)

SCORED ON OVER 70-YARD RUN PLAY:
BYU: 2006, M. Hague 87 yards vs. UNLV (W, 52-7)
Opp: 2010, C. Thompson 83 yards at Florida State (L, 10-34)

DEFENSE

INTERCEPTION RETURNED FOR A TD:
BYU: 2008, D. Nixon vs. Wyoming 19 yards (W, 44-0)
Opp: 2009, G. Reid vs. Florida State 63 yards (L, 28-54)

A FUMBLE WAS RETURNED FOR A TD:
BYU: 2009, M. Bauman vs. Oregon State (W, 44-20)
Opp: 2008, M. Sisson at CSU (W, 45-42)

A SAFETY WAS SCORED:
BYU: 2010, vs. Washington (W, 23-17)
Opp: 2004, at Boise State (L, 28-27)

THERE WAS A SHUTOUT:
BYU: 2009, at Wyoming (W, 52-0)
Opp: 2003, vs. Utah (L, 3-0)

DEFENSE HAD A SHUTOUT IN THE FIRST HALF:
BYU: 2009, at Wyoming (W, 52-0)
Opp: 2008, at TCU (L, 32-7)

A DEFENDER HAD TWO INTERCEPTIONS:
BYU: 2009, A. Rich vs. Air Force (W, 38-21)
Opp: 2008, J. Dale at Utah (L, 24-48)

A DEFENDER HAD THREE INTERCEPTIONS:
BYU: 2000, Smith vs. Wyoming (W, 19-7)

MISCELLANEOUS

DEFEATED A RANKED OPPONENT:
BYU: 2009, vs. No. 18 Oregon State (W, 44-20)
Opp: 2010, at Air Force (L, 14-35)

DID NOT SCORE A TOUCHDOWN:
BYU: 2005, vs. Boston College (L, 20-3)
Opp: 2009, at Wyoming (W, 52-0)

NO TURNOVERS:
BYU: 2010 vs. Washington (23-17)
Opp: 2010 vs. Washington (23-17)

A TEAM ONLY HAD ONE PENALTY:
BYU: 2003, vs. UNLV (W, 27-20)
Opp: 2006, at Air Force (W, 33-14)

THE LAST TIME OVERTIME WAS PLAYED:
BYU: 2009, vs. Utah (W, 26-23)

TEAM WAS AHEAD AT HALF AND LOST:
BYU: 2007, at Tulsa (ahead 34-31, lost 55-47)
Opp: 2010, vs. Washington (ahead 17-13, lost 23-17)

10 OR MORE PENALTIES BY ONE TEAM:
BYU: 2009, 10 vs. Oklahoma (W, 14-13)
Opp: 2010, 10 at Air Force (L, 14-35)

100+ PENALTY YARDS:
BYU: 2008, 12-123 at Utah State (W, 34-14)
Opp: 2010, 10-125 at Air Force (L, 14-35)

LOST FOUR OR MORE FUMBLES:
BYU: 2008, 4 vs. Northern Iowa (W, 41-17)
Opp: 2001, 4 at Hawaii (L, 72-45)

HAD FIVE OR MORE FUMBLES:
BYU: 2008, 5 vs. Northern Iowa (W, 41-17)
Opp: 2008, 5 vs. Northern Iowa (W, 41-17)

A DEFENDER HAD THREE FUMBLE RECOVERIES:
BYU: 2005, J. Luetgerodt at Wyoming (W, 35-21)



2010 COUGAR FOOTBALL

NUMERICAL ROSTER/PRONUNCIATION GUIDE

NO.	PLAYER	POS.	HT.	WT.	YR.	HOMETOWN/LAST SCHOOL
1	Pendleton, Jordan	LB	6-3	239	Jr.	South Jordan, UT / Bingham HS
2	Hoffman, Cody	WR	6-4	205	Fr.	Crescent City, CA / Del Norte HS
3	Lark, James	QB	6-2	202	So.	St. George, UT / Pine View HS
4	Chambers, O'Neill	WR	6-2	211	Jr.	Harmony, FL / Harmony HS
5	Bradley, Brandon	DB	6-0	193	Sr.	Tallahassee, FL / Lincoln HS
6	Jacobson, McKay	WR	5-11	190	Jr.	Southlake, TX / Southlake Carroll HS
7	Logan, Brian	DB	5-6	185	Sr.	Fremont, CA / Foothill College
9	Heaps, Jake	QB	6-1	194	Fr.	Issaquah, WA / Skyline HS
10	Di Luigi, JJ	RB	5-9	190	Jr.	Canyon Country, CA / Canyon HS
11	Johnson, Jordan	DB	5-10	175	Fr.	Springfield, MA / Brooks School
11	Apo, Ross	WR	6-3	202	Fr.	Arlington, TX / The Oakridge School
12	Munns, Jason	QB	6-5	254	Fr.	Kennewick, WA / Southridge HS
13	Nelson, Riley	QB	6-0	201	Jr.	Logan, UT / Utah State
15	Mees, Carter	DB	6-0	195	So.	St. George, UT / Pine View HS
15	Everett, DeQuan	DB	6-3	200	Jr.	Long Beach, CA / Cerritos JC
15	Doman, DJ	WR	6-0	186	Fr.	Pleasant Grove, UT / Pleasant Grove HS
16	Falslev, JD	WR	5-8	175	Fr.	Logan, UT / Sky View HS
17	Jaussi, Landon	DB	6-5	218	Sr.	Wylie, TX / Southern Virginia
18	Wilson, Richard	TE	6-2	233	Fr.	Spanish Fork, UT / Spanish Fork HS
18	Galea'i, Jay	DB	6-0	179	Fr.	Laie, HI / Kahuku HS
19	Marshall, Matt	WR	5-10	172	Jr.	Salt Lake City, UT / Skyline HS
20	Quezada, Joshua	RB	5-11	211	Fr.	La Habra, CA / La Habra HS
21	Tollestrup, Dalin	DB	6-1	175	So.	Raymond, Alberta / U. of Calgary
22	Rich, Andrew	DB	6-3	217	Sr.	Ogden, UT / Snow JC
23	Uale, Travis	DB	6-2	197	Jr.	Hawaii Kai, HI / Kamehameha HS
24	Thomas, Steven	DB	5-11	172	Jr.	Chino Hills, CA / Chino Hills HS
25	Eason, Corby	DB	5-8	172	Jr.	Columbus, GA / Erie CC
26	Buckner, Robbie	DB	5-10	176	So.	Ashdown, AR / Ashdown HS
27	Foote, David	RB	5-11	208	So.	Washington, UT / Pine View HS
28	Phillips, Drew	RB	5-11	168	Fr.	Boaz, AL / Boaz HS
28	Gaines, Kori	DB	5-8	162	Fr.	Loganville, GA / Grayson HS
29	Ashworth, Luke	WR	6-2	201	Sr.	Provo, UT / Timpview HS
30	Mendenhall, Zeke	DB	5-11	212	Jr.	Alpine, UT / Lone Peak HS
31	Moore, AJ	RB	5-9	200	Fr.	Murrieta, CA / Murrieta Valley HS
31	Leung-Wai, Aveni	LB	6-1	238	Jr.	Aiea, HI / Grossmont JC
32	Herrmann, Cole	LB	6-0	186	Fr.	Draper, UT / Alta HS
32	Hague, Mike	RB	5-10	220	So.	Salt Lake City, UT / Brighton HS
33	Kariya, Bryan	RB	6-0	218	Jr.	Kaysville, UT / Davis HS
34	Jorgensen, Austen	LB	6-2	235	So.	Mt. Pleasant, UT / North Sanpete HS
35	Mendenhall, Zed	RB	5-11	239	So.	Alpine, UT / Lone Peak HS
36	Fua, Alani	LB	6-5	195	Fr.	Northridge, CA / Oaks Christian HS
36	Folsom, Ryan	RB	5-10	194	Fr.	Medford, OR / North Medford HS
37	So'oto, Vic	DL	6-3	261	Sr.	Carlsbad, CA / Carlsbad HS
38	Payne, Mitch	K	6-2	213	Sr.	North Ogden, UT / Weber HS
39	Brown, Algernon	RB	6-0	234	Fr.	Magna, UT / Skyline HS
41	Putnam, Matt	DL	6-6	271	Jr.	Brigham City, UT / Box Elder HS
42	Van Valkenburg, A.J.	LB	6-0	209	Sr.	South Jordan, UT / Snow JC
43	Fowler, Landon	DB	5-10	178	So.	Kaysville, UT / Davis HS
43	Atkinson, Jordan	LB	6-3	230	Sr.	Martinez, CA / Diablo Valley JC
44	Ogletree, Brandon	LB	5-11	225	So.	McKinney, TX / McKinney HS
45	Van Noy, Kyle	LB	6-3	219	Fr.	Reno, NV / McQueen HS
46	Kaveinga, Uona	LB	5-11	255	Jr.	Hawthorne, CA / USC
47	Stout, Zac	LB	6-1	229	Fr.	Moorpark, CA / Oaks Christian HS
48	Frazier, Jameson	LB	6-2	225	Jr.	Draper, UT / Alta HS
49	Wagner, Jadon	DL	6-4	246	Jr.	Lethbridge, Alberta / LCI
50	Keoshian, Collin	LB	6-1	245	Fr.	Santa Clarita, CA / Santa Clara Christian
50	Freeman, Ryan	OL	6-2	272	Jr.	Orem, UT / Orem HS
51	Tushaus, Blair	OL	6-2	275	Fr.	Scottsdale, AZ / Notre Dame Prep
51	Hunter, Shane	LB	5-10	232	Sr.	Idaho Falls, ID / Snow College
52	Steele, Tom	LB	6-0	201	Fr.	Orem, UT / Orem HS
54	Santos, Matt	LB	6-3	215	Fr.	Montgomery, NY / Pine Bush HS
55	Manumaleuna, Eathyn	DL	6-2	295	So.	Anchorage, AK / Timpview HS
56	Hess, Connell	LB	6-0	224	So.	Boise, ID / Capital HS
57	Tautu, Sae	LB	6-3	224	Fr.	Alpine, UT / Lone Peak HS
58	Welsh, Peter	LB	5-11	205	Fr.	Bakersfield, CA / Bakersfield HS
60	Brown, Terence	OL	6-4	330	Jr.	Summerville, SC / Summerville HS
62	Thorson, Marco	OL	6-3	327	Jr.	Ramona, CA / Ramona HS
63	Mulitalo, Manu	OL	6-2	330	Fr.	West Valley City, UT / Granger HS
64	Gruber, Clayton	OL	5-11	328	So.	Pulaski, PA / New Wilmington HS
65	Jones, Cole	OL	6-5	280	Fr.	Centerville, UT / Viewmont HS
66	Jensen, Matt	OL	6-6	231	Fr.	Canadensis, PA / Viewmont HS
67	Lawlor, Quinn	OL	6-4	262	Fr.	Orem, UT / Orem HS
68	Nielsen, Austin	OL	6-0	253	So.	Glendale, AZ / Sandra Day O'Conner HS
70	Reynolds, Matt	OL	6-6	322	Jr.	Provo, UT / Timpview HS
71	Kahaialii, Walter	OL	6-3	334	So.	Lahaina, HI / Kamehameha-Maui HS
72	Alletto, Nick	OL	6-6	325	Sr.	Parker, CO / Ponderosa HS
73	Speredon, Jason	OL	6-5	308	Sr.	West Valley City, UT / Granger HS
74	Black, Jordan	OL	6-6	298	Fr.	Draper, UT / Alta HS
74	Ansah, Ezekiel	DL	6-6	254	So.	Accra, Ghana / Presbyterian Boys
75	Brown, Braden	OL	6-6	300	So.	Salt Lake City, UT / Highland HS
76	Marquardt, Josh	DL	6-1	248	So.	Vista, CA / Palomar CC
76	Hansen, Braden	OL	6-6	310	So.	Sandy, UT / Alta HS
77	Eskelsen, Garrett	DE	6-2	233	So.	Ballwin, MO / Parkway West HS
78	Reynolds, Houston	OL	6-2	308	Fr.	Provo, UT / Timpview HS
79	Bryson, Thomas	DL	6-5	235	Fr.	Layton, UT / Layton HS
80	Mathews, Marcus	TE	6-5	200	Fr.	Beaverton, OR / Southridge HS
82	Muehlmann, Mike	TE	6-4	240	Fr.	American Fork, UT / American Fork HS
83	Hafoka, Spencer	WR	6-0	200	Jr.	Kahuku, HI / Kahuku HS
84	Mahina, Devin	TE	6-6	236	Fr.	Upland, CA / Upland HS
85	Sampson, Bryan	TE	6-3	221	Fr.	Pleasant Grove, UT / Pleasant Grove HS
85	Cutler, Dallin	WR	5-9	175	Fr.	Draper, UT / Alta HS
86	Peterson, BJ	WR	6-3	210	Sr.	Salt Lake City, UT / Brighton HS
87	Brown, Rhen	WR	5-10	180	So.	Summerville, SC / Lone Peak HS
88	Holt, Austin	TE	6-4	245	Fr.	South Jordan, UT / Bingham HS
89	Edwards, Matthew	TE	6-3	225	Jr.	Salt Lake City, UT / Woods Cross HS
90	Peterson, Matt	DL	6-5	260	Fr.	Bluffdale, UT / Riverton HS
91	Fabuluje, Tayo	DL	6-7	317	Fr.	Eules, TX / The Oakridge School
92	Rowley, Graham	DL	6-4	261	Fr.	Waiialua, HI / Waiialua HS
93	Ve, Simote	DL	5-11	243	Jr.	Hau'ula, HI / BYU-Hawaii
94	Richardson, Jordan	DL	6-3	271	So.	Idaho Falls, ID / Bonneville HS
95	Kaluhiokalani, Kalama	DL	5-10	266	So.	Kaneohe, HI / Kamehameha HS
96	Hornung, Reed	DS	6-2	250	So.	Anoka, MN / Snow College
97	Tuiloma, Travis	DL	6-2	316	Fr.	Topeka, KS / Washburn Rural HS
98	Fuga, Romney	DL	6-2	307	Jr.	Huntington Beach, CA / Edison HS
99	Stephenson, Riley	K/P	6-0	203	So.	St. George, UT / Pine View HS

PRONUNCIATION GUIDE

Name	Pronunciation
Ross Apo	App-oh
Algernon Brown	al-JUR-non
J.J. Di Luigi	dee-loo-EE-jee
DeQuan Everett	De-Kwan
Tayo Fabuluje	Tay-oh Fab-ah-loo-jay
J.D. Falslev	Falls-lehv
Alani Fua	Ah-lah-nee Foo-ah
Romney Fuga	foo-gah
Jay Galea'i	Dray Nah-lee-eye
Spencer Hafoka	hah-foe-kah
Mike Hague	hay-gh
Landon Jaussi	yow-see
Walter Kahaialii	Kah-high-ah-lee-ee
Kalama Kaluhiokalani	Kah-lah-mah Kah-loo-he-oh-kah-lah-nee
Bryan Kariya	Kah-ree-yah
Uona Kaveinga	Whoa-na Kah-vayn-ga
Collin Keoshian	Key-OH-she-un
Aveni Leung-Wai	a-ven-ee Lang-why
Devin Mahina	Mah-HEE-nah
Eathyn Manumaleuna	E-thyn Mah-noo-mah-lay-oo-nah
Manu Mulitalo	Mah-noo Moo-lee-tah-low
Joshua Quezada	Kah-zah-dah
Vic So'oto	soh-OH-toe
Jason Speredon	Spear-eh-done
Sai Tautu	Sigh Taw-too
Travis Tuiloma	Too-EE-low-mah
Blair Tushaus	Tuss-house
Travis Uale	oo-ah-leh
Simote Ve	See-mo-tay Vay-ah



2010 COUGAR FOOTBALL

DEPTH CHART

OFFENSE

POS	NO.	NAME	HT.	WT.	YR.	HOMETOWN/LAST SCHOOL
WR	4	O'Neill Chambers	6-2	211	Jr.	Harmony, FL / Harmony HS
	2	Cody Hoffman	6-4	205	Fr.	Crescent City, CA / Del Norte HS
WR	6	McKay Jacobson	5-11	190	Jr.	Southlake, TX / Southlake Carroll HS
	-or- 29	Luke Ashworth	6-2	201	Sr.	Provo, UT / Timpview HS
TE	82	Mike Muehlmann	6-4	240	Fr.	American Fork, UT / American Fork HS
	-or- 18	Richard Wilson	6-2	233	Fr.	Spanish Fork, UT / Spanish Fork HS
LT	70	Matt Reynolds	6-6	322	Jr.	Provo, UT / Timpview HS
	72	Nick Alletto	6-6	325	Sr.	Parker, CO / Ponderosa HS
LG	76	Braden Hansen	6-6	310	So.	Sandy, UT / Alta HS
	62	Marco Thorson	6-3	327	Jr.	Ramona, CA / Ramona HS
C	60	Terence Brown	6-4	330	Jr.	Summerville, SC / Summerville HS
	78	Houston Reynolds	6-2	308	Fr.	Provo, UT / Timpview HS
RG	73	Jason Speredon	6-5	308	Sr.	West Valley City, UT / Granger HS
	-or- 72	Nick Alletto	6-6	325	Sr.	Parker, CO / Ponderosa HS
RT	75	Braden Brown	6-6	300	So.	Salt Lake City, UT / Highland HS
	71	Walter Kahaialii	6-3	334	So.	Lahaina, HI / Kamehameha-Maui HS
QB	13	Nelson, Riley	6-0	201	Jr.	Logan, UT / Utah State
	-or- 9	Jake Heaps	6-1	194	Fr.	Issaquah, WA / Skyline HS
RB	33	Bryan Kariya	6-0	218	Jr.	Kaysville, UT / Davis HS
	35	Zed Mendenhall	5-11	239	So.	Alpine, UT / Lone Peak HS
TB	10	JJ Di Luigi	5-9	190	Jr.	Canyon Country, CA / Canyon HS
	20	Joshua Quezada	5-11	211	Fr.	La Habra, CA / La Habra HS

DEFENSE

POS	NO.	NAME	HT.	WT.	YR.	HOMETOWN/LAST SCHOOL
LE	55	Eathyn Manumaleuna	6-2	295	So.	Anchorage, AK / Timpview HS
	41	Matt Putnam	6-6	271	Jr.	Brigham City, UT / Box Elder HS
NT	98	Romney Fuga	6-1	307	Jr.	Huntington Beach, CA / Edison HS
	94	Jordan Richardson	6-3	271	So.	Idaho Falls, ID / Bonneville HS
RE	37	Vic So'oto	6-3	261	Sr.	Carlsbad, CA / Carlsbad HS
	79	Thomas Bryson	6-5	235	Fr.	Layton, UT / Layton HS
SLB	1	Jordan Pendleton	6-3	239	Jr.	South Jordan, UT / Bingham HS
	48	Jameson Frazier	6-2	225	Jr.	Draper, UT / Alta HS
MLB	51	Shane Hunter	5-10	232	Sr.	Idaho Falls, ID / Snow College
	47	Zac Stout	6-1	229	Fr.	Westlake Village, CA / Oaks Christian
BLB	34	Austen Jorgensen	6-2	235	So.	Mt. Pleasant, UT / North Sanpete HS
	31	Aveni Leung-Wai	6-1	238	Jr.	Aiea, HI / Grossmont JC
	-or- 44	Brandon Ogletree	5-11	225	So.	McKinney, TX / McKinney HS
WLB	48	Jameson Frazier	6-2	225	Jr.	Draper, UT / Alta HS
	45	Kyle Van Noy	6-3	219	Fr.	Reno, NV / McQueen HS
FC	7	Brian Logan	5-6	185	Sr.	Fremont, CA / Foothill College
	26	Robbie Buckner	5-10	176	So.	Ashdown, AR / Ashdown HS
BC	5	Brandon Bradley	6-0	193	Sr.	Tallahassee, FL / Lincoln HS
	25	Corby Eason	5-8	172	Jr.	Columbus, GA / Erie CC
KAT	22	Andrew Rich	6-3	217	Sr.	Ogden, UT / Snow JC
	18	Jray Galea'i	6-0	179	Fr.	Laie, HI / Kahuku HS
FS	24	Steven Thomas	5-11	172	Jr.	Chino Hills, CA / Chino Hill HS
	23	Travis Uale	6-2	197	Jr.	Hawaii Kai, HI / Kamehameha HS

SPECIAL TEAMS

POS	NO.	NAME	HT.	WT.	YR.	HOMETOWN/LAST SCHOOL
K	38	Mitch Payne	6-2	213	Sr.	North Ogden, UT / Weber HS
	99	Riley Stephenson	6-0	203	So.	St. George, UT / Pine View HS
P	99	Riley Stephenson	6-0	203	So.	St. George, UT / Pine View HS
DS	96	Reed Hornung	6-2	250	So.	Anoka, MN / Snow College
H	19	Matt Marshall	5-10	172	Jr.	Salt Lake City, UT / Skyline HS
KR	4	O'Neill Chambers	6-2	211	Jr.	Harmony, FL / Harmony HS
	-or- 10	JJ Di Luigi	5-9	190	Jr.	Canyon Country, CA / Canyon HS
PR	4	O'Neill Chambers	6-2	211	Jr.	Harmony, FL / Harmony HS
	16	JD Falslev	5-8	175	Fr.	Logan, UT / Sky View HS



2010 COUGAR FOOTBALL

OFFENSIVE SEASON/CAREER HIGHS

INDIVIDUAL 2010 SEASON AND CAREER HIGHS

RUSHING					
NO.	NAME	CARRIES	YARDS	TOUCHDOWNS	LONG
10	JJ Di Luigi Career:	18 (Florida State) same	103 (Air Force) same	1 (Air Force) 2 (Tulane 2009)	43 (Air Force) same
13	Riley Nelson Career:	20 (Air Force) same	95 (Air Force) same	1 (Air Force) 1 (4 times)	24 (Air Force) same
32	Mike Hague Career:	9 (UNLV 2006)	123 (UNLV 2006)	1 (UNLV 2006)	87 (UNLV 2006)
33	Bryan Kariya Career:	8 (Washington) 17 (Oklahoma 2009)	27 (Florida State) 63 (Tulane 2009)	1 (three times)	8 (Washington) 16 (Arizona 2008)
20	Joshua Quezada Career:	1 (Florida State) same	9 (Florida State) same		9 (Florida State) same
4	O'Neill Chambers Career:	1 (Washington) same	8 (Washington) 63 (Tulane 2009)		8 (Washington)
9	Jake Heaps Career:	1 (Washington) same	6 (Washington) same		6 (Washington) same

RECEIVING					
NO.	NAME	RECEPTIONS	YARDS	TOUCHDOWNS	LONG
4	O'Neill Chambers Career:	3 (Washington) 5 (Florida State 2009)	27 (Florida State) 70 (Colorado State 2009)	1 (two times)	15 (Florida State) 37 (Colorado State 2009)
6	McKay Jacobson Career:	3 (Washington) 4 (Oklahoma 2009)	33 (Washington) 111 (Florida State 2009)	2 (UNLV 2006)	17 (Washington) 80 (Florida State 2009)
10	JJ Di Luigi Career:	4 (Washington) 5 (Wyoming 2009)	83 (Washington) 94 (Wyoming 2009)	1 (Washington) 2 (Wyoming 2009)	48 (Washington) same
29	Luke Ashworth Career:	6 (Washington) same	24 (Washington) 91 (Utah State 2009)	1 (three times 2009)	12 (Washington) 48 (Utah State 2009)
33	Bryan Kariya Career:	2 (Florida State) 4 (Oklahoma 2009)	10 (Florida State) 76 (Oklahoma 2009)	1 (Tulane/SDSU 2009)	5 (Florida State) 49 (Oklahoma)
18	Richard Wilson Career:	3 (Washington) same	45 (Washington) same		25 (Washington) same
80	Marcus Mathews Career:	1 (Washington) same	17 (Washington) same		17 (Washington) same
36	Mike Muehlmann Career:	1 (Washington, AFA) same	15 (Washington) same		15 (Washington) same
2	Cody Hoffman Career:	5 (Florida State) same	37 (Air Force) same		27 (Air Force) same
20	Joshua Quezada Career:	1 (Washington, AFA) same	9 (Washington) same	1 (Washington) same	9 (Washington) same
36	Mike Hague Career:	1 (Florida State) 1 (SDSU 2006)	13 (Florida State) same		13 (Florida State) same
83	Spencer Hafoka Career:	3 (TCU/AFA 2009)	31 (TCU 2009)		24 (Colorado State 2009)

PASSING						
NO.	NAME	ATTEMPTS	COMPLETIONS	YARDS	TOUCHDOWNS	LONG
13	Riley Nelson Career:	19 (Air Force) same	11 (Washington) same	131 (Washington) same	2 (Washington) same	48 (Washington) same
9	Jake Heaps Career:	31 (Florida State) same	15 (Florida State) same	131 (Washington) same	1 (Florida State) same	25 (Washington) same



2010 COUGAR FOOTBALL

DEFENSIVE & SPECIAL TEAMS SEASON/CAREER HIGHS

INDIVIDUAL 2010 SEASON AND CAREER HIGHS

NO.	NAME	UT	AT	TT	TFL	INT	SACKS
1	Jordan Pendleton Career:	9 (Florida State) same	6 (Washington) same	12 (Florida State) same	1.5 (Wash, FSU) 2 (New Mexico 2009)	1 (twice 08, 09)	1.5 (Florida State) 2 (UNM 2009)
22	Andrew Rich Career:	9 (Air Force) 9 (New Mexico 09, AFA)	5 (Air Force) 8 (TCU 2009)	14 (Air Force) same	2 (Air Force) same	2 (Air Force 2009)	1 (UNM 2009)
5	Brandon Bradley Career:	3 (Washington) 9 (Florida State 2009)	3 (Washington) 3 (TCU 2009)	6 (Washington) 10 (Florida State 2009)			
7	Brian Logan Career:	2 (Air Force, FSU) 8 (Florida State 2009)	3 (Air Force) 5 (Colorado St. 2009)	5 (Air Force) 11 (Florida State 2009)	2 (New Mexico 2009)	1 (Tul/CSU/Wyo)	
37	Vic So'oto Career:	3 (Air Force) 3 (UNI 08, AFA 10)	8 (Air Force) same	11 (Air Force) same	1 (Air Force) 2 (Tulane 2009)		1 (Air Force) 1 (CSU09,AFA10)
51	Shane Hunter Career:	5 (Washington, AFA) same	5 (Air Force) same	10 (Air Force) same	0.5 (Washington) 1 (Air Force 2009)	1 (Air Force) same	
44	Brandon Ogletree Career:	3 (Washington) same	3 (Washington) 3 (Florida State 2009)	6 (Washington) same			
41	Matt Putnam Career:	1 (Air Force) 4 (Utah State 2008)	1 (Washington) 3 (Wyoming 2008)	1 (Washington, AFA) 4 (Utah State 2008)	1 (three times)	1 (UCLA 2008)	1 (three times)
55	Eathyn Manumaleuna Career:	1 (Air Force, FSU) 3 (UCLA, UNLV 2007)	2 (Washington) 3 (Air Force 2007)	2 (3 times) 4 (Air Force 2007)	1.5 (Florida State) same		1.5 (Florida State) same
98	Romney Fuga Career:	2 (Florida State) 4 (San Diego St. 2009)	4 (Washington) 6 (Colorado St. 2009)	5 (Washington) 9 (Colorado St. 2009)	0.5 (Washington) 2 (Colorado St. 2009)		0.5 (Washington) 1 (CSU 2009)
48	Jameson Frazier Career:	4 (Air Force) same	2 (Washington, AFA) same	6 (Air Force) same	0.5 (Washington) same		
34	Austen Jorgensen Career:	7 (Florida State) same	6 (Air Force) same	7 (Air Force, FSU) same			
31	Aveni Leung-Wai Career:	2 (Florida State) same	2 (Florida State) same	4 (Florida State) same	1.0 (Florida State) same		
25	Corby Eason Career:	2 (Florida State) same	1 (Wyoming 2009)	2 (Florida State) same			
23	Travis Uale Career:	1 (Florida State) same	1 (three times 2009)	1 (Florida State) 1 (4 times)			
18	Jray Galea'i Career:	1 (Washington) same		1 (Washington) same			
15	Carter Mees Career:		1 (Washington) same	1 (Washington) same			
94	Jordan Richardson Career:	6 (Air Force) same	3 (Air Force) same	9 (Air Force) same			
47	Zac Stout Career:	2 (Air Force) same	1 (Air Force) same	3 (Air Force) same	1 (Air Force) same		
79	Thomas Bryson Career:	1 (Air Force) same		1 (Air Force) same			
24	Steven Thomas Career:	2 (Florida State) same	1 (Florida State)	3 (Florida State) same	0.5 (Florida State) same		
30	Zeke Mendenhall Career:	1 (Florida State) same		1 (Florida State) same			

KICK RETURNS

NO.	NAME	LONG
4	O'Neill Chambers Career:	29 (Washington) 97 (UNLV 2009)
6	McKay Jacobson Career:	32 (Boston College 2006)
10	JJ Di Luigi Career:	35 (Air Force) 38 (Utah State 2009)
83	Spencer Hafoka Career:	18 (Utah State 2009)

PUNT RETURNS

NO.	NAME	LONG
4	O'Neill Chambers Career:	20 (Washington) 43 (Utah 2009)
6	McKay Jacobson Career:	11 (Air Force) 77 (Wyoming 2006)
16	JD Falslev Career:	2 (Air Force) same

FIELD GOALS

NO.	NAME	LONG
38	Mitch Payne Career:	29 (Washington) 49 (Air Force 2009)

PUNTS

NO.	NAME	#	YARDS	LONG
99	Riley Stephenson Career:	6 (3 times) 6 (4 times)	282 (FSU) 282 (TCU)	55 (FSU) 60 (OSU)



2010 COUGAR FOOTBALL STARTERS/TEAM STATS

GAME-BY-GAME STARTERS

OFFENSIVE STARTERS

GAME	QB	WR	WR	RB	RB/WR	TE/WR	LT	LG	C	RG	RT
Washington	Nelson	Chambers	Jacobson	Di Luigi	Mendenhall	Muehlmann	Reynolds	B. Hansen	T. Brown	Speredon	B. Brown
Air Force	Nelson	Hoffman	Jacobson	Di Luigi	Kariya	Muehlmann	Reynolds	B. Hansen	T. Brown	Speredon	B. Brown
Florida State	Nelson	Chambers	Jacobson	Di Luigi	Hoffman	Ashworth	Reynolds	B. Hansen	T. Brown	Speredon	B. Brown

DEFENSIVE STARTERS

GAME	LE	NG	RE	SLB	MLB	BLB	WLB	FC	FS	KAT	BC
Washington	Manumaleuna	Fuga	So'oto	Pendleton	Hunter	Leung-Wai	Frazier	Logan	Thomas	Rich	Bradley
Air Force	Manumaleuna	Fuga	So'oto	Pendleton	Hunter	Ogletree	Frazier	Logan	Thomas	Rich	Bradley
Florida State	Manumaleuna	Fuga	So'oto	Pendleton	Hunter	Leung-Wai	Frazier	Logan	Thomas	Rich	Bradley

BYU TEAM STATISTICS

DATE	OPPONENT	SCORE	RECORD	CONF. RECORD	TIME	ATTENDANCE
Sept. 4, 2010	Washington	23-17	1-0	0-0	3:24	63,771
Sept. 11, 2010	at Air Force	35-14	1-1	0-1	3:02	46,692
Sept. 18, 2010	at Florida State	34-10	1-2	0-1	3:13	68,795



2010 COUGAR FOOTBALL

GAME-BY-GAME

GAME 1 - SEPTEMBER 4, 2010 BYU VS. WASHINGTON

LAVELL EDWARDS STADIUM - PROVO, UTAH

Score by Quarters 1 2 3 4 Score

Washington..... 7 10 0 0 - 17 Record: (1-0)

BYU..... 5 8 10 0 - 23 Record: (0-1)

Scoring Summary:

1st 10:02 WASH - Kearse, J. 19 yd pass from Locker, Jake (Folk, Erik kick), 7-73 3:03, WASH 7 - BY 0

04:30 BY - TEAM safety, WASH 7 - BY 2

00:31 BY - PAYNE, Mitch 22 yd field goal, 9-66 3:53, WASH 7 - BY 5

2nd 12:08 BY - QUEZADA, Joshua 9 yd pass from NELSON, Riley (NELSON, Riley rush), 8-47 2:36, WASH 7 - BY 13

08:43 WASH - Locker, Jake 9 yd run (Folk, Erik kick), 9-80 3:25, WASH 14 - BY 13

00:00 WASH - Folk, Erik 54 yd field goal, 11-63 1:55, WASH 17 - BY 13

3rd 06:59 BY - PAYNE, Mitch 29 yd field goal, 11-58 5:33, WASH 17 - BY 16

04:23 BY - DI LUIGI, JJ 48 yd pass from NELSON, Riley (PAYNE, Mitch kick), 3-48 0:56, WASH 17 - BY 23

	WASH	BYU
FIRST DOWNS.....	20	23
RUSHES-YARDS (NET).....	31-128	33-146
PASSING YDS (NET).....	266	262
Passes Att-Comp-Int.....	39-20-0	40-24-0
TOTAL OFFENSE PLAYS-YARDS.....	70-394	73-408
Fumble Returns-Yards.....	0-0	0-0
Punt Returns-Yards.....	0-0	2-26
Kickoff Returns-Yards.....	3-20	4-72
Interception Returns-Yards.....	0-0	0-0
Punts (Number-Avg).....	6-45.2	6-37.2
Fumbles-Lost.....	2-0	2-0
Penalties-Yards.....	5-66	6-60
Possession Time.....	27:48	32:12
Third-Down Conversions.....	5 of 15	5 of 16
Fourth-Down Conversions.....	0 of 3	1 of 1
Red-Zone Scores-Chances.....	2-2	3-3
Sacks By: Number-Yards.....	0-0	1-4

RUSHING: Washington-Polk, Chris 16-92; Callier, Jesse 2-40; Locker, Jake 11-29; Fogerson, Johri 1-6; Mahan, Will 1-minus 39. BYU-DI LUIGI, JJ 13-69; NELSON, Riley 8-45; KARIYA, Bryan 8-20; CHAMBERS, O'Nei 1-8; HEAPS, Jake 1-6; TEAM 2-minus 2.

PASSING: Washington-Locker, Jake 20-37-0-266; Aguilar, Devin 0-1-0-0; TEAM 0-1-0-0. BYU HEAPS, Jake 13-23-0-131; NELSON, Riley 11-17-0-131.

RECEIVING: Washington-Kearse, J. 5-108; Aguilar, Devin 5-57; Bruns, Cody 3-25; Callier, Jesse 2-15; Polk, Jordan 1-25; Izbicki, Chris 1-15; Sylvester, A. 1-9; Polk, Chris 1-7; Goodwin, D. 1-5. BYU-ASHWORTH, Luke 6-24; DI LUIGI, JJ 4-83; WILSON, Richard 3-45; JACOBSON, McKay 3-33; CHAMBERS, O'Nei 3-21; MATHEWS, Marcus 1-17; MUEHLMANN, Mike 1-15; HOFFMAN, Cody 1-14; QUEZADA, Joshua 1-9; KARIYA, Bryan 1-1.

INTERCEPTIONS: Washington-None. BYU-None.

FUMBLES: Washington-Mahan, Will 1-0; Locker, Jake 1-0. BYU-CHAMBERS, O'Nei 1-0; DI LUIGI, JJ 1-0.

SACKS (JA-A): Washington-None. BYU-PENDLETON, Jord 0-1; FUGA, Romney 0-1.

TACKLES (JA-A): Washington-Foster, Mason 9-5; Aiyewa, Victor 8-2; Williams, Nate 5-7; Fellner, Nathan 7-2; Trufant, D. 4-1; Richardson, Q. 3-1; Elisara, Cam. 2-1; Crichton, Talia 1-3; Shamburger, W. 2-0; Dennison, Cort 0-3; Gilliland, G. 1-0; Tucker, Tim 1-0; Houston, Matt 1-0; Thompson, E. 0-1. BYU-RICH, Andrew 6-3; HUNTER, Shane 5-4; THOMAS, Steven 4-2; PENDLETON, Jord 2-6; OGLETREE, Brand 3-3; BRADLEY, Brando 3-3; FUGA, Romney 1-4; FRAZIER, Jameso 1-2; SO'OTO, Vic 1-2; LEUNG-WAI, Aven 1-1; JORGENSEN, Aust 1-1; LOGAN, Brian 1-0; GALEAI, Jray 1-0; MANUMALEUNA, Ea 0-2; PUTNAM, Matt 0-1; HAGUE, Mike 0-1

GAME 2 - SEPTEMBER 11, 2010 BYU VS. AIR FORCE

FALCON STADIUM - USAFA, COLORADO

Score by Quarters 1 2 3 4 Score

BYU..... 14 0 0 0 - 14 Record: (1-1)

Air Force.....7 14 7 7 - 35 Record: (2-0)

Scoring Summary:

1st 09:43 BY - DI LUIGI, JJ 1 yd run (PAYNE, Mitch kick), 12-74 5:17, BY 7 - AF 0

08:34 AF - HUNTER, Mikel 37 yd pass from JEFFERSON, Tim (SODERBERG, Erik kick), 5-61 1:05, BY 7 - AF 7

02:29 BY - NELSON, Riley 4 yd run (PAYNE, Mitch kick), 5-49 2:43, BY 14 - AF 7

2nd 09:42 AF - JEFFERSON, Tim 5 yd run (SODERBERG, Erik kick), 17-80 7:47, BY 14 - AF 14

05:17 AF - HUNTER, Mikel 33 yd run (SODERBERG, Erik kick), 2-48 0:36, BY 14 - AF 21

3rd 02:24 AF - WARZEKA, Jon 46 yd run (SODERBERG, Erik kick), 9-76 3:51, BY 14 - AF 28

4th 12:34 AF - WALKER, Nathan 5 yd run (SODERBERG, Erik kick), 5-45 2:15, BY 14 - AF 35

	BYU	AFA
FIRST DOWNS.....	15	22
RUSHES-YARDS (NET).....	34-221	65-409
PASSING YDS (NET).....	88	68
Passes Att-Comp-Int.....	25-10-1	13-5-1
TOTAL OFFENSE PLAYS-YARDS.....	59-309	78-477
Fumble Returns-Yards.....	0-0	0-0
Punt Returns-Yards.....	2-13	0-0
Kickoff Returns-Yards.....	4-81	1-12
Interception Returns-Yards.....	1-0	1-1
Punts (Number-Avg).....	6-29.3	4-41.5
Fumbles-Lost.....	4-2	1-0
Penalties-Yards.....	7-45	10-125
Possession Time.....	23:01	36:59
Third-Down Conversions.....	6 of 15	10 of 19
Fourth-Down Conversions.....	1 of 2	2 of 2
Red-Zone Scores-Chances.....	2-2	2-3
Sacks By: Number-Yards.....	1-5	0-0

RUSHING: BYU-DI LUIGI, JJ 7-103; NELSON, Riley 20-95; KARIYA, Bryan 7-23. Air Force-CLARK, Asher 18-121; TEW, Jared 17-77; WARZEKA, Jon 6-62; HUNTER, Mikel 2-53; JEFFERSON, Tim 9-38; WALKER, Nathan 7-28; HALDERMAN, Kyle 2-16; JONES, Darius 1-9; SOUTHWORTH, Rya 2-7; TEAM 1-minus 2.

PASSING: BYU-NELSON, Riley 8-19-0-73; HEAPS, Jake 2-6-1-15. Air Force-JEFFERSON, Tim 5-13-1-68.

RECEIVING: BYU-HOFFMAN, Cody 3-37; DI LUIGI, JJ 3-25; MUEHLMANN, Mike 1-13; ASHWORTH, Luke 1-8; QUEZADA, Joshua 1-4; KARIYA, Bryan 1-1. Air Force-CLARK, Asher 3-8; HUNTER, Mikel 1-37; HALDERMAN, Kyle 1-23.

INTERCEPTIONS: BYU-HUNTER, Shane 1-0. Air Force-REMBERT, Reggie 1-1.

FUMBLES: BYU-DI LUIGI, JJ 2-1; NELSON, Riley 2-1. Air Force-TEW, Jared 1-0.

SACKS (JA-A): BYU-SO'OTO, Vic 1-0. Air Force-None.

TACKLES (JA-A): BYU-RICH, Andrew 9-5; SO'OTO, Vic 3-8; HUNTER, Shane 5-5; RICHARDSON, Jor 6-3; JORGENSEN, Aust 1-6; FRAZIER, Jameso 4-2; LOGAN, Brian 2-3; PENDLETON, Jord 1-4; STOUT, Zac 2-1; UALE, Travis 2-1; BRADLEY, Brando 1-2; FUGA, Romney 1-2; OGLETREE, Brand 1-1; MANUMALEUNA, Ea 1-1; THOMAS, Steven 1-0; BRYSON, Thomas 1-0; HAGUE, Mike 1-0; PUTNAM, Matt 1-0; HOFFMAN, Cody 1-0. Air Force-WAIWAI, Jord 1-6; AMACK, Brady 4-2; RICKETTS, Rick 3-3; REMBERT, Reggie 3-2; HENNESSEY, Pat 3-2; DAVIS, Jon 2-3; MORRIS, Andre 3-1; LINDSAY, Brian 2-2; ADEJ-PAUL, PJ 2-1; WRIGHT, Anthony 2-1; PAYNE, Zach 1-2; CHAMBERS, James 1-0; REID, Colton 1-0; FREEMAN, Joshua 1-0; MCWILLIAMS, Har 1-0; GARDNER, Ryan 0-1; HALL, Josh 0-1; KONEMANN, Caleb 0-1.



2010 COUGAR FOOTBALL

GAME-BY-GAME

GAME 3 - SEPTEMBER 18, 2010 BYU VS. FLORIDA STATE

DOAK CAMPBELL STADIUM - TALLAHASSEE, FLORIDA

Score by Quarters 1 2 3 4 Score

BYU..... 0 10 0 0 - 10 Record: (1-2)

Air Force..... 3 10 14 7 - 34 Record: (2-1)

Scoring Summary:

1st 00:36 FS - Dustin Hopkins 26 yd field goal, 10-62 4:44, BY 0 - FS 3
 2nd 09:56 FS - Dustin Hopkins 47 yd field goal, 4--9 1:24, BY 0 - FS 6
 07:40 FS - Chris Thompson 83 yd run (Dustin Hopkins kick), 1-83 0:14, BY 0 - FS 13
 04:26 BY - PAYNE, Mitch 28 yd field goal, 7-49 3:14, BY 3 - FS 13
 00:14 BY - HOFFMAN, Cody 4 yd pass from HEAPS, Jake (PAYNE, Mitch kick), 11-71 1:56,
 BY 10 - FS 13
 3rd 07:16 FS - Ty Jones 2 yd pass from Christian Ponder (Dustin Hopkins kick), 14-63 6:53,
 BY 10 - FS 20
 00:55 FS - Christian Ponder 1 yd run (Dustin Hopkins kick), 4-86 1:37, BY 10 - FS 27
 4th 01:35 FS - Ty Jones 9 yd run (Dustin Hopkins kick), 4-7 2:23, BY 10 - FS 34

	BY	FS
FIRST DOWNS.....	17	19
RUSHES-YARDS (NET).....	35-76	44-278
PASSING YDS (NET).....	115	149
Passes Att-Comp-Int.....	35-16-1	21-14-0
TOTAL OFFENSE PLAYS-YARDS...	70-191	65-427
Fumble Returns-Yards.....	0-0	0-0
Punt Returns-Yards.....	2-19	4-18
Kickoff Returns-Yards.....	1-24	2-18
Interception Returns-Yards....	0-0	1-2
Punts (Number-Avg).....	6-47.0	3-47.0
Fumbles-Lost.....	4-1	2-1
Penalties-Yards.....	5-45	8-65
Possession Time.....	25:54	34:06
Third-Down Conversions.....	4 of 15	6 of 13
Fourth-Down Conversions.....	1 of 3	1 of 1
Red-Zone Scores-Chances.....	2-2	5-6
Sacks By: Number-Yards.....	3-16	8-52

RUSHING: Brigham Young-DI LUIGI, JJ 18-93; KARIYA, Bryan 7-27; QUEZADA, Joshua 1-9; NELSON, Riley 3-8; HEAPS, Jake 6-minus 61. Florida State-Chris Thompson 9-123; Ty Jones 15-95; Christian Ponder 13-50; Jermaine Thomas 4-9; Lonnie Pryor 1-5; TEAM 2-minus 4.

PASSING: Brigham Young-HEAPS, Jake 15-31-0-114; NELSON, Riley 1-4-1-1. Florida State-Christian Ponder 14-21-0-149.

RECEIVING: Brigham Young-HOFFMAN, Cody 5-17; DI LUIGI, JJ 3-36; CHAMBERS, O'Nei 2-27; KARIYA, Bryan 2-10; ASHWORTH, Luke 2-6; HAGUE, Mike 1-13; JACOBSON, McKay 1-6. Florida State-Bert Reed 9-89; Rodney Smith 2-18; Willie Haulstead 1-34; Taiwan Easterling 1-6; Ty Jones 1-2.

INTERCEPTIONS: Brigham Young-None. Florida State-Xavier Rhodes 1-2.

FUMBLES: Brigham Young-HEAPS, Jake 3-0; NELSON, Riley 1-1. Florida State-Bert Reed 1-1; Christian Ponder 1-0.

SACKS (UA-A): Brigham Young-MANUMALEUNA, Ea 1-1; PENDLETON, Jord 1-1. Florida State-Brandon Jenkins 2-0; Dan Hicks 1-0; Everett Dawkins 1-0; Markus White 1-0; Anthony McCloud 1-0; Xavier Rhodes 1-0; Bjoern Werner 1-0.

TACKLES (UA-A): Brigham Young-PENDLETON, Jord 9-3; RICH, Andrew 6-4; JORGENSEN, Aust 7-0; HUNTER, Shane 4-0; FUGA, Romney 2-2; LEUNG-WAI, Aven 2-2; LOGAN, Brian 2-2; FRAZIER, Jameso 3-0; THOMAS, Steven 2-1; FOOTE, David 2-0; BRADLEY, Brando 2-0; EASON, Corby 2-0; MANUMALEUNA, Ea 1-1; MENDENHALL, Zek 1-0 UALE, Travis 1-0; DI LUIGI, JJ 1-0; SO'OTO, Vic 0-1. Florida State-Kendall Smith 5-2; Greg Reid 4-2; Nigel Bradham 4-2; Markus White 4-0; Brandon Jenkins 3-1; Nick Moody 3-1; Terrance Parks 2-2; Xavier Rhodes 2-0; Bjoern Werner 2-0; Mike Harris 2-0; Everett Dawkins 2-0; Lamarcus Joyner 2-0; Mister Alexander 2-0; Jacobbi McDaniel 2-0; Anthony McCloud 2-0; Dan Hicks 1-0; Chris Revell 1-0; Jajuan Harley 1-0; Telvin Smith 1-0.

BYU Overall Team Statistics (as of Sep 18, 2010)
All games

Team Statistics	BY	OPP
SCORING	47	86
Points Per Game	15.7	28.7
FIRST DOWNS	55	61
Rushing	24	35
Passing	22	22
Penalty	9	4
RUSHING YARDAGE	443	815
Yards gained rushing	529	908
Yards lost rushing	86	93
Rushing Attempts	102	140
Average Per Rush	4.3	5.8
Average Per Game	147.7	271.7
TDs Rushing	2	8
PASSING YARDAGE	465	483
Comp-Att-Int	50-100-2	39-73-1
Average Per Pass	4.7	6.6
Average Per Catch	9.3	12.4
Average Per Game	155.0	161.0
TDs Passing	3	3
TOTAL OFFENSE	908	1298
Total Plays	202	213
Average Per Play	4.5	6.1
Average Per Game	302.7	432.7
KICK RETURNS: #-Yards	9-177	6-50
PUNT RETURNS: #-Yards	6-58	4-18
INT RETURNS: #-Yards	1-0	2-3
KICK RETURN AVERAGE	19.7	8.3
PUNT RETURN AVERAGE	9.7	4.5
INT RETURN AVERAGE	0.0	1.5
FUMBLES-LOST	10-3	5-1
PENALTIES-Yards	18-150	23-256
Average Per Game	50.0	85.3
PUNTS-Yards	18-681	13-578
Average Per Punt	37.8	44.5
Net punt average	34.6	35.4
TIME OF POSSESSION/Game	27:02	32:58
3RD-DOWN Conversions	15/46	21/47
3rd-Down Pct	33%	45%
4TH-DOWN Conversions	3/6	3/6
4th-Down Pct	50%	50%
SACKS BY-Yards	5-25	8-52
MISC YARDS	0	0
TOUCHDOWNS SCORED	5	11
FIELD GOALS-ATTEMPTS	3-4	3-5
ON-SIDE KICKS	0-0	0-0
RED-ZONE SCORES	(7-7) 100%	(9-11) 82%
RED-ZONE TOUCHDOWNS	(4-7) 57%	(7-11) 64%
PAT-ATTEMPTS	(4-4) 100%	(11-11) 100%
ATTENDANCE	63771	115487
Games/Avg Per Game	1/63771	2/57744
Neutral Site Games		0/0

Score by Quarters	1st	2nd	3rd	4th	oT	Total
BYU	19	18	10	0	0	47
Opponents	17	34	21	14	0	86

BYU Overall Individual Statistics (as of Sep 18, 2010)
All games

Rushing	gp	att	gain	loss	net	avg	td	lg	avg/g
DI LUIGI, JJ	3	38	270	5	265	7.0	1	43	88.3
NELSON, Riley	3	31	163	15	148	4.8	1	24	49.3
KARIYA, Bryan	3	22	73	3	70	3.2	0	8	23.3
QUEZADA, Joshua	3	1	9	0	9	9.0	0	9	3.0
CHAMBERS, O'Nei	3	1	8	0	8	8.0	0	8	2.7
TEAM	2	2	0	2	-2	-1.0	0	0	-1.0
HEAPS, Jake	3	7	6	61	-55	-7.9	0	6	-18.3
Total	3	102	529	86	443	4.3	2	43	147.7
Opponents	3	140	908	93	815	5.8	8	83	271.7

Passing	gp	effic	comp-att-int	pct	yds	td	lg	avg/g
HEAPS, Jake	3	88.57	30-60-1	50.0	260	1	25	86.7
NELSON, Riley	3	104.55	20-40-1	50.0	205	2	48	68.3
Total	3	94.96	50-100-2	50.0	465	3	48	155.0
Opponents	3	119.82	39-73-1	53.4	483	3	43	161.0

Receiving	gp	no.	yds	avg	td	lg	avg/g
DI LUIGI, JJ	3	10	144	14.4	1	48	48.0
HOFFMAN, Cody	3	9	68	7.6	1	27	22.7
ASHWORTH, Luke	3	9	38	4.2	0	12	12.7
CHAMBERS, O'Nei	3	5	48	9.6	0	15	16.0
JACOBSON, McKay	3	4	39	9.8	0	17	13.0
KARIYA, Bryan	3	4	12	3.0	0	5	4.0
WILSON, Richard	2	3	45	15.0	0	25	22.5
MUEHLMANN, Mike	3	2	28	14.0	0	15	9.3
QUEZADA, Joshua	3	2	13	6.5	1	9	4.3
MATHEWS, Marcus	2	1	17	17.0	0	17	8.5
HAGUE, Mike	3	1	13	13.0	0	13	4.3
Total	3	50	465	9.3	3	48	155.0
Opponents	3	39	483	12.4	3	43	161.0

Punt Returns	no.	yds	avg	td	lg
CHAMBERS, O'Nei	4	45	11.2	0	20
JACOBSON, McKay	1	11	11.0	0	11
FALSLEV, JD	1	2	2.0	0	2
Total	6	58	9.7	0	20
Opponents	4	18	4.5	0	14

Interceptions	no.	yds	avg	td	lg
HUNTER, Shane	1	0	0.0	0	0
Total	1	0	0.0	0	0
Opponents	2	3	1.5	0	2

Kick Returns	no.	yds	avg	td	lg
CHAMBERS, O'Nei	8	142	17.8	0	29
DI LUIGI, JJ	1	35	35.0	0	35
Total	9	177	19.7	0	35
Opponents	6	50	8.3	0	16

Fumble Returns	no.	yds	avg	td	lg
Total	0	0	0.0	0	0
Opponents	0	0	0.0	0	0

BYU Overall Individual Statistics (as of Sep 18, 2010)
All games

Scoring	td	fg	PAT				dpx	saf	pts
			kick	rush	rcv	pass			
PAYNE, Mitch	-	3-4	4-4	-	-	-	-	-	13
DI LUIGI, JJ	2	-	-	-	-	-	-	-	12
NELSON, Riley	1	-	-	1-1	-	-	-	-	8
QUEZADA, Joshua	1	-	-	-	-	-	-	-	6
HOFFMAN, Cody	1	-	-	-	-	-	-	-	6
TEAM	-	-	-	-	-	-	-	1	2
Total	5	3-4	4-4	1-1	-	-	-	1	47
Opponents	11	3-5	11-11	-	-	-	-	-	86

Total Offense	g	plays	rush	pass	total	avg/g
NELSON, Riley	3	71	148	205	353	117.7
DI LUIGI, JJ	3	38	265	0	265	88.3
HEAPS, Jake	3	67	-55	260	205	68.3
KARIYA, Bryan	3	22	70	0	70	23.3
QUEZADA, Joshua	3	1	9	0	9	3.0
CHAMBERS, O'Nei	3	1	8	0	8	2.7
TEAM	2	2	-2	0	-2	-1.0
Total	3	202	443	465	908	302.7
Opponents	3	213	815	483	1298	432.7

Field Goals	fg	pct.	01-19	20-29	30-39	40-49	50-99	lg	blk
PAYNE, Mitch	3-4	75.0	0-0	3-3	0-0	0-1	0-0	29	0

FG Sequence	BYU	Opponents
Washington	40,(22),(29)	(54)
Air Force	-	48
Florida State	(28)	(26),(47),34

Punting	no.	yds	avg	lg	tb	fc	i20	50+	blk
STEPHENSON, Ril	18	681	37.8	55	2	2	7	4	0
Total	18	681	37.8	55	2	2	7	4	0
Opponents	13	578	44.5	64	3	0	2	4	0

Kickoffs	no.	yds	avg	tb	ob	retn	net	ydln
STEPHENSON, Ril	10	663	66.3	5	0			
PAYNE, Mitch	1	41	41.0	0	0			
Total	11	704	64.0	5	0	8.3	50.4	19
Opponents	17	1089	64.1	7	1	19.7	45.4	24

Numbers in (parentheses) indicate field goal was made.

BYU Overall Individual Statistics (as of Sep 18, 2010)
All games

<u>All Purpose</u>	<u>g</u>	<u>rush</u>	<u>rcv</u>	<u>pr</u>	<u>kr</u>	<u>ir</u>	<u>total</u>	<u>avg/g</u>
DI LUIGI, JJ	3	265	144	0	35	0	444	148.0
CHAMBERS, O'	3	8	48	45	142	0	243	81.0
NELSON, Riley	3	148	0	0	0	0	148	49.3
KARIYA, Bryan	3	70	12	0	0	0	82	27.3
HOFFMAN, Cod	3	0	68	0	0	0	68	22.7
JACOBSON, Mc	3	0	39	11	0	0	50	16.7
WILSON, Richar	2	0	45	0	0	0	45	22.5
ASHWORTH, L	3	0	38	0	0	0	38	12.7
MUEHLMANN,	3	0	28	0	0	0	28	9.3
QUEZADA, Jos	3	9	13	0	0	0	22	7.3
MATHEWS, Mar	2	0	17	0	0	0	17	8.5
HAGUE, Mike	3	0	13	0	0	0	13	4.3
FALSLEV, JD	3	0	0	2	0	0	2	0.7
TEAM	2	-2	0	0	0	0	-2	-1.0
HEAPS, Jake	3	-55	0	0	0	0	-55	-18.3
Total	3	443	465	58	177	0	1143	381.0
Opponents	3	815	483	18	50	3	1369	456.3

BYU Overall Defensive Statistics (as of Sep 18, 2010)
All games

##	Defensive Leaders	gp	Tackles			tfl/yds	Sacks no-yds	Pass defense			Fumbles		blkd	
			ua	a	tot			int-yds	brup	qbh	rcv-yds	ff	kick	saf
22	RICH, Andrew	3	21	12	33	2.0-7	2	.	.	
1	PENDLETON, Jord	3	12	13	25	3.0-14	2.0-12	.	1	.	1	.	.	
51	HUNTER, Shane	3	14	9	23	0.5-1	.	1-0	1	.	1-0	.	.	
34	JORGENSEN, Aust	3	9	7	16	
37	SO'OTO, Vic	3	4	11	15	1.5-7	1.0-5	.	1	1	.	.	.	
98	FUGA, Romney	3	4	8	12	0.5-2	0.5-2	
48	FRAZIER, Jameso	3	8	4	12	1.5-6	.	.	.	1	.	.	.	
5	BRADLEY, Brando	3	6	5	11	.	.	.	1	
24	THOMAS, Steven	3	7	3	10	0.5-2	.	.	1	
7	LOGAN, Brian	3	5	5	10	.	.	.	3	
94	RICHARDSON, Jor	2	6	3	9	
44	OGLETREE, Brand	2	4	4	8	
55	MANUMALEUNA, Ea	3	2	4	6	1.5-6	1.5-6	.	1	
31	LEUNG-WAI, Aven	2	3	3	6	
23	UALE, Travis	2	3	1	4	
47	STOUT, Zac	3	2	1	3	1.0-2	
25	EASON, Corby	3	2	.	2	.	.	.	3	
32	HAGUE, Mike	3	1	1	2	
27	FOOTE, David	2	2	.	2	
41	PUTNAM, Matt	3	1	1	2	
79	BRYSON, Thomas	2	1	.	1	
1H	GALEA'I, Jray	3	1	.	1	
15	MEES, Carter	3	.	1	1	
30	MENDENHALL, Zek	3	1	.	1	
2	HOFFMAN, Cody	3	1	.	1	
10	DI LUIGI, JJ	3	1	.	1	
TM	TEAM	2	1	
Total		3	121	96	217	12-47	5-25	1-0	12	2	1-0	3	.	1
Opponents		3	119	64	183	17-74	8-52	2-3	10	2	3-0	8	.	.

BYU Combined Team Statistics (as of Sep 18, 2010)
All games

Date	Opponent	Score	Att.	Record:	Overall	Home	Away	Neutral
Sep 04, 2010	WASHINGTON	W 23-17	63771	All games	1-2	1-0	0-2	0-0
* Sep 11, 2010	at Air Force	L 14-35	46692	Conference	0-1	0-0	0-1	0-0
Sep 18, 2010	at Florida State	L 10-34	68795	Non-Conference	1-1	1-0	0-1	0-0

Rushing	gp	att	gain	loss	net	avg	td	lg	avg/g
DI LUIGI, JJ	3	38	270	5	265	7.0	1	43	88.3
NELSON, Riley	3	31	163	15	148	4.8	1	24	49.3
KARIYA, Bryan	3	22	73	3	70	3.2	0	8	23.3
QUEZADA, Joshua	3	1	9	0	9	9.0	0	9	3.0
CHAMBERS, O'Nei	3	1	8	0	8	8.0	0	8	2.7
TEAM	2	2	0	2	-2	-1.0	0	0	-1.0
HEAPS, Jake	3	7	6	61	-55	-7.9	0	6	-18.3
Total	3	102	529	86	443	4.3	2	43	147.7
Opponents	3	140	908	93	815	5.8	8	83	271.7

Passing	gp	effic	comp-att-int	pct	yds	td	lg	avg/g
HEAPS, Jake	3	88.57	30-60-1	50.0	260	1	25	86.7
NELSON, Riley	3	104.55	20-40-1	50.0	205	2	48	68.3
Total	3	94.96	50-100-2	50.0	465	3	48	155.0
Opponents	3	119.82	39-73-1	53.4	483	3	43	161.0

Receiving	gp	no.	yds	avg	td	lg	avg/g
DI LUIGI, JJ	3	10	144	14.4	1	48	48.0
HOFFMAN, Cody	3	9	68	7.6	1	27	22.7
ASHWORTH, Luke	3	9	38	4.2	0	12	12.7
CHAMBERS, O'Nei	3	5	48	9.6	0	15	16.0
JACOBSON, McKay	3	4	39	9.8	0	17	13.0
KARIYA, Bryan	3	4	12	3.0	0	5	4.0
WILSON, Richard	2	3	45	15.0	0	25	22.5
MUEHLMANN, Mike	3	2	28	14.0	0	15	9.3
QUEZADA, Joshua	3	2	13	6.5	1	9	4.3
MATHEWS, Marcus	2	1	17	17.0	0	17	8.5
HAGUE, Mike	3	1	13	13.0	0	13	4.3
Total	3	50	465	9.3	3	48	155.0
Opponents	3	39	483	12.4	3	43	161.0

Field Goals	fg	pct.	01-19	20-29	30-39	40-49	50-99	lg	blk
PAYNE, Mitch	3-4	75.0	0-0	3-3	0-0	0-1	0-0	29	0

Scoring	td	fg	PAT					dxp	saf	pts
			kick	rush	rcv	pass				
PAYNE, Mitch	-	3-4	4-4	-	-	-	-	-	13	
DI LUIGI, JJ	2	-	-	-	-	-	-	-	12	
NELSON, Riley	1	-	-	1-1	-	-	-	-	8	
HOFFMAN, Cody	1	-	-	-	-	-	-	-	6	
QUEZADA, Joshua	1	-	-	-	-	-	-	-	6	
TEAM	-	-	-	-	-	-	-	1	2	
Total	5	3-4	4-4	1-1	-	-	-	1	47	
Opponents	11	3-5	11-11	-	-	-	-	-	86	

Score by Quarters	1st	2nd	3rd	4th	OT	Total
BYU	19	18	10	0	0	47
Opponents	17	34	21	14	0	86

Team Statistics	BY	OPP
FIRST DOWNS	55	61
Rushing	24	35
Passing	22	22
Penalty	9	4
RUSHING YARDAGE	443	815
Rushing Attempts	102	140
Average Per Rush	4.3	5.8
Average Per Game	147.7	271.7
TDs Rushing	2	8
PASSING YARDAGE	465	483
Comp-Att-Int	50-100-2	39-73-1
Average Per Pass	4.7	6.6
Average Per Catch	9.3	12.4
Average Per Game	155.0	161.0
TDs Passing	3	3
TOTAL OFFENSE	908	1298
Average Per Play	4.5	6.1
Average Per Game	302.7	432.7
KICK RETURNS: #-Yards	9-177	6-50
PUNT RETURNS: #-Yards	6-58	4-18
INT RETURNS: #-Yards	1-0	2-3
FUMBLES-LOST	10-3	5-1
PENALTIES-Yards	18-150	23-256
PUNTS-AVG	18-37.8	13-44.5
TIME OF POSSESSION/Game	27:02	32:58
3RD-DOWN Conversions	15/46	21/47
4TH-DOWN Conversions	3/6	3/6

Interceptions	no.	yds	avg	td	lg
HUNTER, Shane	1	0	0.0	0	0

Punting	no.	yds	avg	lg	tb	fc	i20	50+	blk
STEPHENSON, Ril	18	681	37.8	55	2	2	7	4	0

Punt Returns	no.	yds	avg	td	lg
CHAMBERS, O'Nei	4	45	11.2	0	20
FALSLEV, JD	1	2	2.0	0	2
JACOBSON, McKay	1	11	11.0	0	11
Total	6	58	9.7	0	20
Opponents	4	18	4.5	0	14

Kick Returns	no.	yds	avg	td	lg
CHAMBERS, O'Nei	8	142	17.8	0	29
DI LUIGI, JJ	1	35	35.0	0	35
Total	9	177	19.7	0	35
Opponents	6	50	8.3	0	16

All Purpose	g	rush	rcv	pr	kr	ir	total	avg/g
DI LUIGI, JJ	3	265	144	0	35	0	444	148.0
CHAMBERS, O'	3	8	48	45	142	0	243	81.0
NELSON, Riley	3	148	0	0	0	0	148	49.3
KARIYA, Bryan	3	70	12	0	0	0	82	27.3
HOFFMAN, Cod	3	0	68	0	0	0	68	22.7
Total	3	443	465	58	177	0	1143	381.0
Opponents	3	815	483	18	50	3	1369	456.3

Total Offense	g	plays	rush	pass	total	avg/g
NELSON, Riley	3	71	148	205	353	117.7
DI LUIGI, JJ	3	38	265	0	265	88.3
HEAPS, Jake	3	67	-55	260	205	68.3
KARIYA, Bryan	3	22	70	0	70	23.3
QUEZADA, Joshua	3	1	9	0	9	3.0
Total	3	202	443	465	908	302.7
Opponents	3	213	815	483	1298	432.7

#	Defensive Leaders	gp	Tackles				tfl/yds	Sacks no-yds	Pass defense			Fumbles		blkd kick	saf
			ua	a	tot				int-yds	brup	qbh	rcv-yds	ff		
22	RICH, Andrew	3	21	12	33	2.0-7							2		
1	PENDLETON, Jord	3	12	13	25	3.0-14	2.0-12						1		
51	HUNTER, Shane	3	14	9	23	0.5-1			1-0	1		1-0			
34	JORGENSEN, Aust	3	9	7	16										
37	SO'OTO, Vic	3	4	11	15	1.5-7	1.0-5			1	1				
Total		3	121	96	217	12-47	5-25		1-0	12	2	1-0	3	1	
Opponents		3	119	64	183	17-74	8-52		2-3	10	2	3-0	8		

BYU Game Results (as of Sep 18, 2010)
All games

Date	Opponent		Score	Overall	Conference	Time	Attend
Sep 04, 2010	WASHINGTON	W	23-17	1-0	0-0	3:24	63771
* Sep 11, 2010	at Air Force	L	14-35	1-1	0-1	3:02	46692
Sep 18, 2010	at Florida State	L	10-34	1-2	0-1	3:13	68795

BYU Team Game-by-Game (as of Sep 18, 2010)
All games

TEAM STATISTICS

Date	Opponent	Rushing				Receiving				Passing				Kick Returns				Punt Returns				tot off
		no.	yds	td	lg	no.	yds	td	lg	cmp-att-int	yds	td	lg	no.	yds	td	lg	no.	yds	td	lg	
Sep 04	WASHINGTON	33	146	0	19	24	262	2	48	24-40-0	262	2	48	4	72	0	29	2	26	0	20	408
Sep 11	at Air Force	34	221	2	43	10	88	0	27	10-25-1	88	0	27	4	81	0	35	2	13	0	11	309
Sep 18	at Florida State	35	76	0	21	16	115	1	16	16-35-1	115	1	16	1	24	0	24	2	19	0	11	191
Opponents		102	443	2	43	50	465	3	48	50-100-2	465	3	48	9	177	0	35	6	58	0	20	908
Opponents		140	815	8	83	39	483	3	43	39-73-1	483	3	43	6	50	0	16	4	18	0	14	1298

Games played: 3
 Avg per rush: 4.3
 Avg per catch: 9.3
 Pass efficiency: 94.96
 Kick ret avg: 19.7
 Punt ret avg: 9.7
 All purpose avg/game: 381.0
 Total offense avg/gm: 302.7

Date	Opponent	Tackles				Sacks no-yds	Fumble		Pass Defense			Blkd kick	PAT Attempts				saf	pts
		ua	a	total	tfl-yds		ff	fr-yds	int-yds	qbh	brup		kick	rush	rcv			
Sep 04	WASHINGTON	30	36	66	3.0-8	1.0-4	0	0-0	0-0	2	5	0	1-1	1	0	1	23	
Sep 11	at Air Force	44	44	88	4.0-14	1.0-5	1	0-0	1-0	0	3	0	2-2	0	0	0	14	
Sep 18	at Florida State	47	16	63	5.0-25	3.0-16	2	1-0	0-0	0	4	0	1-1	0	0	0	10	
Opponents		121	96	217	12.0-47	5.0-25	3	1-0	1-0	2	12	0	4-4	1	0	1	47	
Opponents		119	64	183	17.0-74	8.0-52	8	3-0	2-3	2	10	0	11-11	0	0	0	86	

Date	Opponent	Punting							Field Goals			Kickoffs						
		no.	yds	avg	long	blkd	tb	fc	50+	i20	md-att	long	blkd	no.	yds	avg	tb	ob
Sep 04	WASHINGTON	6	223	37.2	47	0	1	0	0	3	2-3	29	0	5	345	69.0	2	0
Sep 11	at Air Force	6	176	29.3	51	0	1	2	1	2	0-0	0	0	3	183	61.0	2	0
Sep 18	at Florida State	6	282	47.0	55	0	0	0	3	2	1-1	28	0	3	176	58.7	1	0
Opponents		18	681	37.8	55	0	2	2	4	7	3-4	29	0	11	704	64.0	5	0
Opponents		13	578	44.5	64	0	3	0	4	2	3-5	54	0	17	1089	64.1	7	1

BYU Opponent Game-by-Game (as of Sep 18, 2010)
All games

OPPONENT STATISTICS

Date	Opponent	Rushing				Receiving				Passing				Kick Returns				Punt Returns				tot off
		no.	yds	td	lg	no.	yds	td	lg	cmp-att-int	yds	td	lg	no.	yds	td	lg	no.	yds	td	lg	
Sep 04	WASHINGTON	31	128	1	39	20	266	1	43	20-39-0	266	1	43	3	20	0	16	0	0	0	0	394
Sep 11	at Air Force	65	409	4	46	5	68	1	37	5-13-1	68	1	37	1	12	0	12	0	0	0	0	477
Sep 18	at Florida State	44	278	3	83	14	149	1	34	14-21-0	149	1	34	2	18	0	15	4	18	0	14	427
		140	815	8	83	39	483	3	43	39-73-1	483	3	43	6	50	0	16	4	18	0	14	1298
BYU		102	443	2	43	50	465	3	48	50-100-2	465	3	48	9	177	0	35	6	58	0	20	908

Games played: 3
 Avg per rush: 5.8
 Avg per catch: 12.4
 Pass efficiency: 119.82
 Kick ret avg: 8.3
 Punt ret avg: 4.5
 All purpose avg/game: 456.3
 Total offense avg/gm: 432.7

Date	Opponent	Tackles				Sacks	Fumble		Pass Defense			Blkd	PAT Attempts				pts
		ua	a	total	tfl-yds	no-yds	ff	fr-yds	int-yds	qbh	brup	kick	kick	rush	rcv	saf	
Sep 04	WASHINGTON	44	26	70	4.0-7	0.0-0	1	0-0	0-0	1	1	0	2-2	0	0	0	17
Sep 11	at Air Force	30	28	58	3.0-11	0.0-0	3	2-0	1-1	0	3	0	5-5	0	0	0	35
Sep 18	at Florida State	45	10	55	10.0-56	8.0-52	4	1-0	1-2	1	6	0	4-4	0	0	0	34
		119	64	183	17.0-74	8.0-52	8	3-0	2-3	2	10	0	11-11	0	0	0	86
BYU		121	96	217	12.0-47	5.0-25	3	1-0	1-0	2	12	0	4-4	1	0	1	47

Date	Opponent	Punting							Field Goals			Kickoffs						
		no.	yds	avg	long	blkd	tb	fc	50+	i20	md-att	long	blkd	no.	yds	avg	tb	ob
Sep 04	WASHINGTON	6	271	45.2	64	0	2	0	2	0	1-1	54	0	4	260	65.0	0	0
Sep 11	at Air Force	4	166	41.5	45	0	1	0	0	1	0-1	0	0	6	379	63.2	2	0
Sep 18	at Florida State	3	141	47.0	54	0	0	0	2	1	2-3	47	0	7	450	64.3	5	1
		13	578	44.5	64	0	3	0	4	2	3-5	54	0	17	1089	64.1	7	1
BYU		18	681	37.8	55	0	2	2	4	7	3-4	29	0	11	704	64.0	5	0

BYU Game Superlatives (as of Sep 18, 2010)
All games

INDIVIDUAL GAME HIGHS

Rushes	20	NELSON, Riley at Air Force (Sep 11, 2010)
Yards Rushing	103	DI LUIGI, JJ at Air Force (Sep 11, 2010)
TD Rushes	1	DI LUIGI, JJ at Air Force (Sep 11, 2010)
	1	NELSON, Riley at Air Force (Sep 11, 2010)
Long Rush	43	DI LUIGI, JJ at Air Force (Sep 11, 2010)
Pass attempts	31	HEAPS, Jake at Florida State (Sep 18, 2010)
Pass completions	15	HEAPS, Jake at Florida State (Sep 18, 2010)
Yards Passing	131	HEAPS, Jake vs Washington (Sep 04, 2010)
	131	NELSON, Riley vs Washington (Sep 04, 2010)
TD Passes	2	NELSON, Riley vs Washington (Sep 04, 2010)
Long Pass	48	NELSON, Riley vs Washington (Sep 04, 2010)
Receptions	6	ASHWORTH, Luke vs Washington (Sep 04, 2010)
Yards Receiving	83	DI LUIGI, JJ vs Washington (Sep 04, 2010)
TD Receptions	1	DI LUIGI, JJ vs Washington (Sep 04, 2010)
	1	QUEZADA, Joshua vs Washington (Sep 04, 2010)
	1	HOFFMAN, Cody at Florida State (Sep 18, 2010)
Long Reception	48	DI LUIGI, JJ vs Washington (Sep 04, 2010)
Field Goals	2	PAYNE, Mitch vs Washington (Sep 04, 2010)
Long Field Goal	29	PAYNE, Mitch vs Washington (Sep 04, 2010)
Punts	6	STEPHENSON, Ril vs Washington (Sep 04, 2010)
	6	STEPHENSON, Ril at Air Force (Sep 11, 2010)
	6	STEPHENSON, Ril at Florida State (Sep 18, 2010)
Punting Avg	47.0	STEPHENSON, Ril at Florida State (Sep 18, 2010)
Long Punt	55	STEPHENSON, Ril at Florida State (Sep 18, 2010)
Long Punt Return	20	CHAMBERS, O'Nei vs Washington (Sep 04, 2010)
Long Kickoff Return	35	DI LUIGI, JJ at Air Force (Sep 11, 2010)
Tackles	14	RICH, Andrew at Air Force (Sep 11, 2010)
Sacks	1.5	PENDLETON, Jord at Florida State (Sep 18, 2010)
	1.5	MANUMALEUNA, Ea at Florida State (Sep 18, 2010)
Tackles For Loss	2.0	RICH, Andrew at Air Force (Sep 11, 2010)
Interceptions	1	HUNTER, Shane at Air Force (Sep 11, 2010)

BYU Game Superlatives (as of Sep 18, 2010)
All games

TEAM GAME HIGHS

Rushes	35	at Florida State (Sep 18, 2010)
Yards Rushing	221	at Air Force (Sep 11, 2010)
Yards Per Rush	6.5	at Air Force (Sep 11, 2010)
TD Rushes	2	at Air Force (Sep 11, 2010)
Pass attempts	40	vs Washington (Sep 04, 2010)
Pass completions	24	vs Washington (Sep 04, 2010)
Yards Passing	262	vs Washington (Sep 04, 2010)
Yards Per Pass	6.6	vs Washington (Sep 04, 2010)
TD Passes	2	vs Washington (Sep 04, 2010)
Total Plays	73	vs Washington (Sep 04, 2010)
Total Offense	408	vs Washington (Sep 04, 2010)
Yards Per Play	5.6	vs Washington (Sep 04, 2010)
Points	23	vs Washington (Sep 04, 2010)
Sacks By	3	at Florida State (Sep 18, 2010)
First Downs	23	vs Washington (Sep 04, 2010)
Penalties	7	at Air Force (Sep 11, 2010)
Penalty Yards	60	vs Washington (Sep 04, 2010)
Turnovers	3	at Air Force (Sep 11, 2010)
Interceptions By	1	at Air Force (Sep 11, 2010)

BYU Game Superlatives (as of Sep 18, 2010)
All games

OPPONENT INDIVIDUAL GAME HIGHS

Rushes	18	CLARK, Asher, at Air Force (Sep 11, 2010)
Yards Rushing	123	Thompson, C., at Florida State (Sep 18, 2010)
TD Rushes	1	Locker, Jake, vs Washington (Sep 04, 2010)
	1	JEFFERSON, Tim, at Air Force (Sep 11, 2010)
	1	HUNTER, Mikel, at Air Force (Sep 11, 2010)
	1	WARZEKA, Jon, at Air Force (Sep 11, 2010)
	1	WALKER, Nathan, at Air Force (Sep 11, 2010)
	1	Ponder, C., at Florida State (Sep 18, 2010)
	1	Thompson, C., at Florida State (Sep 18, 2010)
	1	Jones, T., at Florida State (Sep 18, 2010)
Long Rush	83	Thompson, C., at Florida State (Sep 18, 2010)
Pass attempts	37	Locker, Jake, vs Washington (Sep 04, 2010)
Pass completions	20	Locker, Jake, vs Washington (Sep 04, 2010)
Yards Passing	266	Locker, Jake, vs Washington (Sep 04, 2010)
TD Passes	1	Locker, Jake, vs Washington (Sep 04, 2010)
	1	JEFFERSON, Tim, at Air Force (Sep 11, 2010)
	1	Ponder, C., at Florida State (Sep 18, 2010)
Long Pass	43	Locker, Jake, vs Washington (Sep 04, 2010)
Receptions	9	Reed, B., at Florida State (Sep 18, 2010)
Yards Receiving	108	Kearse, J., vs Washington (Sep 04, 2010)
TD Receptions	1	Kearse, J., vs Washington (Sep 04, 2010)
	1	HUNTER, Mikel, at Air Force (Sep 11, 2010)
	1	Jones, T., at Florida State (Sep 18, 2010)
Long Reception	43	Kearse, J., vs Washington (Sep 04, 2010)
Field Goals	2	Hopkins, D., at Florida State (Sep 18, 2010)
Long Field Goal	54	Folk, Erik, vs Washington (Sep 04, 2010)
Punts	6	Mahan, Will, vs Washington (Sep 04, 2010)
Punting Avg	47.0	Powell, S., at Florida State (Sep 18, 2010)
Long Punt	64	Mahan, Will, vs Washington (Sep 04, 2010)
Long Punt Return	14	Reid, G., at Florida State (Sep 18, 2010)
Long Kickoff Return	16	Callier, Jesse, vs Washington (Sep 04, 2010)
Tackles	14	Foster, Mason, vs Washington (Sep 04, 2010)
Sacks	2.0	Jenkins, B., at Florida State (Sep 18, 2010)
Tackles For Loss	2.0	Jenkins, B., at Florida State (Sep 18, 2010)
	2.0	Dawkins, E., at Florida State (Sep 18, 2010)
Interceptions	1	REMBERT, Reggie, at Air Force (Sep 11, 2010)
	1	Rhodes, X., at Florida State (Sep 18, 2010)

BYU Game Superlatives (as of Sep 18, 2010)
All games

OPPONENT TEAM GAME HIGHS

Rushes	65	at Air Force (Sep 11, 2010)
Yards Rushing	409	at Air Force (Sep 11, 2010)
Yards Per Rush	6.3	at Florida State (Sep 18, 2010)
TD Rushes	4	at Air Force (Sep 11, 2010)
Pass attempts	39	vs Washington (Sep 04, 2010)
Pass completions	20	vs Washington (Sep 04, 2010)
Yards Passing	266	vs Washington (Sep 04, 2010)
Yards Per Pass	7.1	at Florida State (Sep 18, 2010)
TD Passes	1	vs Washington (Sep 04, 2010)
	1	at Air Force (Sep 11, 2010)
	1	at Florida State (Sep 18, 2010)
Total Plays	78	at Air Force (Sep 11, 2010)
Total Offense	477	at Air Force (Sep 11, 2010)
Yards Per Play	6.6	at Florida State (Sep 18, 2010)
Points	35	at Air Force (Sep 11, 2010)
Sacks By	8	at Florida State (Sep 18, 2010)
First Downs	22	at Air Force (Sep 11, 2010)
Penalties	10	at Air Force (Sep 11, 2010)
Penalty Yards	125	at Air Force (Sep 11, 2010)
Turnovers	1	at Air Force (Sep 11, 2010)
	1	at Florida State (Sep 18, 2010)
Interceptions By	1	at Air Force (Sep 11, 2010)
	1	at Florida State (Sep 18, 2010)

BYU Red-Zone Results (as of Sep 18, 2010)
All games

BYU Inside Opponent Red-Zone

Date	Opponent	Score	Times In RZ	Times Scored	Total Pts	Rush TDs	Pass TDs	FGs Made	Failed to score inside RZ							
									FGA	Down	Int	Fumb	Half	Game		
Sep 04, 2010	WASHINGTON	W 23-17	3	3	14	1	0	1	2	0	0	0	0	0	0	0
Sep 11, 2010	at Air Force	L 14-35	2	2	14	2	2	0	0	0	0	0	0	0	0	0
Sep 18, 2010	at Florida State	L 10-34	2	2	10	1	0	1	1	0	0	0	0	0	0	0
Totals			7	7	38	4	2	2	3	0	0	0	0	0	0	0

7 of 7 (100.0%)

Opponents Inside BYU Red-Zone

Date	Opponent	Score	Times In RZ	Times Scored	Total Pts	Rush TDs	Pass TDs	FGs Made	Failed to score inside RZ							
									FGA	Down	Int	Fumb	Half	Game		
Sep 04, 2010	WASHINGTON	W 23-17	2	2	14	2	1	1	0	0	0	0	0	0	0	0
Sep 11, 2010	at Air Force	L 14-35	3	2	14	2	2	0	0	0	0	0	0	1	0	0
Sep 18, 2010	at Florida State	L 10-34	6	5	27	3	2	1	2	1	0	0	0	0	0	0
Totals			11	9	55	7	5	2	2	1	0	0	0	1	0	0

9 of 11 (81.8%)

BYU By-Quarter Statistics (as of Sep 18, 2010)
All games

3rd-Down Conversions

Date	Opponent	Score	Overall	1st Qtr	2nd Qtr	3rd Qtr	4th Qtr	Overtime
Sep 04, 2010	WASHINGTON	W 23-17	5-16 31.2	1-5 20.0	1-4 25.0	3-5 60.0	0-2 0.0	
Sep 11, 2010	at Air Force	L 14-35	6-15 40.0	4-5 80.0	0-3 0.0	1-3 33.3	1-4 25.0	
Sep 18, 2010	at Florida State	L 10-34	4-15 26.7	0-2 0.0	3-6 50.0	0-2 0.0	1-5 20.0	
	BYU		15-46 32.6	5-12 41.7	4-13 30.8	4-10 40.0	2-11 18.2	0-0 0.0
	Opponents		21-47 44.7	5-9 55.6	3-12 25.0	6-12 50.0	7-14 50.0	0-0 0.0

4th-Down Conversions

Date	Opponent	Score	Overall	1st Qtr	2nd Qtr	3rd Qtr	4th Qtr	Overtime
Sep 04, 2010	WASHINGTON	W 23-17	1-1 100.0	0-0 0.0	1-1 100.0	0-0 0.0	0-0 0.0	
Sep 11, 2010	at Air Force	L 14-35	1-2 50.0	1-1 100.0	0-0 0.0	0-0 0.0	0-1 0.0	
Sep 18, 2010	at Florida State	L 10-34	1-3 33.3	0-0 0.0	0-0 0.0	0-0 0.0	1-3 33.3	
	BYU		3-6 50.0	1-1 100.0	1-1 100.0	0-0 0.0	1-4 25.0	0-0 0.0
	Opponents		3-6 50.0	0-1 0.0	1-1 100.0	1-1 100.0	1-3 33.3	0-0 0.0

Time of Possession

Date	Opponent	Score	Overall	1st Qtr	2nd Qtr	3rd Qtr	4th Qtr	Overtime
Sep 04, 2010	WASHINGTON	W 23-17	32:12	10:07	7:18	8:24	6:23	
Sep 11, 2010	at Air Force	L 14-35	23:01	9:24	4:41	5:39	3:17	
Sep 18, 2010	at Florida State	L 10-34	25:54	5:37	9:15	6:30	4:32	
	BYU	Total	81:07	25:08	21:14	20:33	14:12	0:00
		Avg.	27:02	8:22	7:04	6:51	4:44	0:00
	Opponents	Total	98:53	19:52	23:46	24:27	30:48	0:00
		Avg.	32:57	6:37	7:55	8:09	10:16	0:00

BYU Total Tackles Game-by-Game (as of Sep 18, 2010)
All games

Total Tackles	UA-A	Total	WASH	AF	FS
RICH, Andrew DB	21-12	33	6-3	9-5	6-4
PENDLETON, Jord LB	12-13	25	2-6	1-4	9-3
HUNTER, Shane LB	14-9	23	5-4	5-5	4-0
JORGENSEN, Aust LB	9-7	16	1-1	1-6	7-0
SO'OTO, Vic DL	4-11	15	1-2	3-8	0-1
FUGA, Romney DL	4-8	12	1-4	1-2	2-2
FRAZIER, Jameso LB	8-4	12	1-2	4-2	3-0
BRADLEY, Brando DB	6-5	11	3-3	1-2	2-0
LOGAN, Brian DB	5-5	10	1-0	2-3	2-2
THOMAS, Steven DB	7-3	10	4-2	1-0	2-1
RICHARDSON, Jor DL	6-3	9	-	6-3	DNP
OGLETREE, Brand LB	4-4	8	3-3	1-1	DNP
MANUMALEUNA, Ea DL	2-4	6	0-2	1-1	1-1
LEUNG-WAI, Aven LB	3-3	6	1-1	DNP	2-2
UALE, Travis DB	3-1	4	DNP	2-1	1-0
STOUT, Zac LB	2-1	3	-	2-1	-
HAGUE, Mike	1-1	2	0-1	1-0	-
FOOTE, David	2-0	2	DNP	-	2-0
PUTNAM, Matt DL	1-1	2	0-1	1-0	-
EASON, Corby DB	2-0	2	-	-	2-0
DI LUIGI, JJ	1-0	1	-	-	1-0
HOFFMAN, Cody	1-0	1	-	1-0	-
MEES, Carter DB	0-1	1	0-1	-	-
BRYSON, Thomas DL	1-0	1	DNP	1-0	-
MENDENHALL, Zek DB	1-0	1	-	-	1-0
GALEA'I, Jray DB	1-0	1	1-0	-	-

BYU Passing Game-by-Game (as of Sep 18, 2010)
All games

#9 HEAPS, Jake	Comp	Att	Int	Pct	Yards	TD	Long	Sacked	Effic
Washington	13	23	0	56.5	131	0	25	0-0	104.37
Air Force	2	6	1	33.3	15	0	8	0-0	21.00
Florida State	15	31	0	48.4	114	1	16	6-48	89.92
TOTALS	30	60	1	50.0	260	1	25	6-48	88.57

#13 NELSON, Riley	Comp	Att	Int	Pct	Yards	TD	Long	Sacked	Effic
Washington	11	17	0	64.7	131	2	48	0-0	168.26
Air Force	8	19	0	42.1	73	0	27	0-0	74.38
Florida State	1	4	1	25.0	1	0	1	2-4	-22.90
TOTALS	20	40	1	50.0	205	2	48	2-4	104.55

BYU Rushing/Receiving Game-by-Game (as of Sep 18, 2010)
All games

RUSHING	No-Yds/TD	WASH	AF	FS
DI LUIGI, JJ RB	38-265/1	13-69/0	7-103/1	18-93/0
NELSON, Riley QB	31-148/1	8-45/0	20-95/1	3-8/0
KARIYA, Bryan RB	22-70/0	8-20/0	7-23/0	7-27/0
QUEZADA, Joshua RB	1-9/0	-	-	1-9/0
CHAMBERS, O'Nei WR	1-8/0	1-8/0	-	-
TEAM	2--2/0	2--2/0	DNP	-
HEAPS, Jake QB	7--55/0	1-6/0	-	6--61/0

RECEIVING	No-Yds/TD	WASH	AF	FS
DI LUIGI, JJ RB	10-144/1	4-83/1	3-25/0	3-36/0
HOFFMAN, Cody WR	9-68/1	1-14/0	3-37/0	5-17/1
CHAMBERS, O'Nei WR	5-48/0	3-21/0	-	2-27/0
WILSON, Richard TE	3-45/0	3-45/0	-	DNP
JACOBSON, McKay WR	4-39/0	3-33/0	-	1-6/0
ASHWORTH, Luke WR	9-38/0	6-24/0	1-8/0	2-6/0
MUEHLMANN, Mike TE	2-28/0	1-15/0	1-13/0	-
MATHEWS, Marcus TE	1-17/0	1-17/0	-	DNP
HAGUE, Mike RB	1-13/0	-	-	1-13/0
QUEZADA, Joshua RB	2-13/1	1-9/1	1-4/0	-
KARIYA, Bryan RB	4-12/0	1-1/0	1-1/0	2-10/0

BYU Return Stats Game-by-Game (as of Sep 18, 2010)
All games

PUNT RETURNS	No-Yds	WASH	AF	FS
CHAMBERS, O'Nei	4-45	2-26	-	2-19
JACOBSON, McKay	1-11	-	1-11	-
FALSLEV, JD	1-2	-	1-2	-

KICK RETURNS	No-Yds	WASH	AF	FS
CHAMBERS, O'Nei	8-142	4-72	3-46	1-24
DI LUIGI, JJ	1-35	-	1-35	-

INT. RETURNS	No-Yds	WASH	AF	FS
HUNTER, Shane	1-0	-	1-0	-

FUMBLE RETURNS	No-Yds	WASH	AF	FS
-----------------------	---------------	-------------	-----------	-----------