



BRIGHAM YOUNG UNIVERSITY 2010 COUGAR FOOTBALL

BYU Athletic Communications • 30 SFH • Provo, UT • (801) 422-8948 • Fax: (801) 422-0633 • www.byucougars.com
Football SID • Brett Pyne • brett_pyne@byu.edu • (801) 367-1631 • Asst. Football SID • Jordan Christiansen • softball_sid@byu.edu • (801) 717-5217

2010 SCHEDULE

DATE	OPPONENT	TIME/RESULT
Sept. 4	WASHINGTON	W, 23-17
Sept. 11	at Air Force	L, 35-14
Sept. 18	at Florida State	L, 34-10
Sept. 25	NEVADA	L, 27-13
Oct. 1	at Utah State	L, 31-16
Oct. 9	SAN DIEGO STATE	W, 24-21
Oct. 16	at No. 4/5 TCU	L, 31-3
Oct. 23	WYOMING	W, 25-20
Nov. 6	UNLV	W, 55-7
Nov. 13	at Colorado State	W, 49-10
Nov. 20	NEW MEXICO	4 p.m. MT (The Mtn.)
Nov. 27	at Utah	1:30 p.m. MT (The Mtn./CBS-C)

2010 QUICK FACTS

Location: Provo, Utah
 Founded: Oct. 15, 1875
 Elevation: 4,553 feet
 Enrollment: 33,278
 Nickname: Cougars
 Mascot: Cosmo
 Colors: Dark Blue and White
 Stadium (capacity): LaVell Edwards Stadium (63,725)
 Surface: Natural Grass
 Conference: Mountain West Conference
 President: Dr. Cecil O. Samuelson
 Athletics Director: Tom Holmoe
 Head Coach: Bronco Mendenhall (Oregon State, '88)
 Seasons: 6
 Career Record: 54-20 (.730)
 Seasons at BYU: 6
 Record at BYU: 54-20 (.730)
 2009 Overall Record: 11-2
 MWC Record: 7-1
 Final Conference Finish: 2nd
 First Year of Football: 1922
 All-time Record: 510-380-26 (.570)
 All-time Home Record: 277-129-6 (.680)
 All-time Road Record: 211-231-19 (.478)
 All-time Neutral Record: 23-20-1 (.534)
 All-time MWC Record: 63-25 (.716)
 All-time MWC Home Record: 32-12 (.727)
 All-time MWC Road Record: 31-13 (.705)
 Stadium Record: 204-64 (.761)
 Stadium Record (since 1982 expansion): 135-42 (.763)
 Stadium Record (since renaming in 2000): 44-16 (.733)
 Conference Championships: 23
 Bowl Game Appearances: 28
 Last Bowl Appearance: 2009, Las Vegas Bowl
 Letterwinners Returning/Lost: 45/29
 Offensive Letterwinners Returning/Lost: 20/13
 Defensive Letterwinners Returning/Lost: 23/15
 Starters Returning/Lost: 12/12
 Offensive Starters Returning/Lost: 6/5
 Defensive Starters Returning/Lost: 6/7



Tradition Spirit Honor



BYU VS. NEW MEXICO



LaVell Edwards Stadium (63,725)
Provo, Utah
Nov. 20, 2010
4:00 p.m. MT The Mtn.

GAME INFORMATION

KICKOFF: 4 p.m. (MT)
 SITE: LaVell Edwards Stadium (63,725)--Provo, UT
 TELEVISION: The Mtn.
 (Ari Wolfe, Blaine Fowler and Sammy Linebaugh)
 RADIO: KSL-Radio; 1160 AM and 102.7 FM
 (Greg Wrubell, Marc Lyons and Scott Johnson)
 LIVE STATS: www.BYUCougars.com
 THE SERIES: BYU leads, 44-14-1
 LAST MEETING: BYU won, 24-19 (Nov. 14, 2009)



ON THE TUBE

Saturday's game will be broadcast live to a national television audience on The Mtn. Ari Wolfe and Blaine Fowler will be up in the booth with Sammy Linebaugh working the sidelines.

WHAT TO WATCH FOR

- BYU enters its game vs. New Mexico with the chance to secure its sixth win of the season and become eligible for a bowl game. It also has the chance to go above .500 for the first time since opening the year 1-0 after a win over Washington.

- BYU is going for its sixth-straight win over the Lobos and stay unbeaten against New Mexico since head coach Bronco Mendenhall took over the Cougar program.

- After averaging 15.2 points over the first five games while starting their year with a 1-4 record, BYU has averaged 31.2 points over the last five games to go 4-1 — the lone setback being at unbeaten TCU. On defense, BYU allowed 28.8 points during its 1-4 start but has improved to allowing 17.8 points over the last five games.

- BYU head coach Bronco Mendenhall was an assistant coach at New Mexico from 1998-02 under head coach Rocky Long before being hired at BYU.



2010 COUGAR FOOTBALL OPPONENT NOTES

LOBOS' 2010 SCHEDULE

Date	Opponent	Result
9/4	at No. 11 Oregon	L, 72-0
9/11	Texas Tech	L, 52-17
9/18	No. 14 Utah	L, 56-14
9/25	at UNLV	L, 45-10
10/2	UTEP	L, 38-20
10/9	at New Mexico State	L, 16-14
10/23	San Diego State	L, 30-20
10/30	at Colorado State	L, 28-14
11/6	Wyoming	W, 34-31
11/13	at Air Force	L, 48-23
11/20	at BYU	
11/27	No. 3 TCU	



THE BYU-NEW MEXICO SERIES

BYU has won 26 of the last 29 meetings between the two teams, including all five under current BYU head coach and previous New Mexico assistant coach Bronco Mendenhall. The Cougars lost 8 of the first 14 games against the Lobos after the series began in 1951, but later reeled off a 16-game win streak lasting most of the 1980s and 90s. New Mexico last defeated BYU in Provo in 2004 by a score of 21-14.

LAST TIME: BYU 24, NEW MEXICO 19 (2009)

ALBUQUERQUE (Nov. 14, 2009) — Max Hall tied Ty Detmer for the most career wins by a BYU quarterback as the No. 22 Cougars improved to 8-2 for the fourth straight season with a 24-19 road victory at New Mexico on Saturday.

Hall passed for more than 300 yards for the seventh time in 10 outings this year, totaling 314 yards and two touchdowns while guiding BYU to its 29th win with Hall behind center. Having previously passed the other great quarterbacks in BYU's storied history in total wins, Hall now has the chance to make the mark his own when BYU faces Air Force next Saturday in LaVell Edwards Stadium.

Hall's achievement was not the only all-time standard set on the day. With the win, the Cougars have achieved an 8-2 or better record four straight years for the first time in program history. Three other times the Cougars put together a string of three consecutive 8-2 starts, the most recent being in the Detmer era from 1988-90. BYU teams also accomplished the feat from 1979-81 and from 1983-85.

Saturday's game in Albuquerque proved to be a hard-fought contest down to the wire with a few unique twists along the way. The first of the twists started Friday night when Cougar tight end Andrew George returned to Provo to witness the birth of his first child and then caught an early flight back in time to not only play in the game but also make a touchdown reception.

On the Lobo side of the ball, New Mexico kicker James Aho had the unique distinction of hitting the goal post upright with three consecutive attempts—none of which fell on the Lobo side of the cross bar.

NEW MEXICO LAST TIME: AIR FORCE 48, UNM 23

COLORADO SPRINGS, Colo. -- If the New Mexico Lobos could have cloned Carmen Messina into several other Lobo defenders, the scoreboard that favored the Falcons 48-23 might have been different.

The Lobo linebacker was everywhere Saturday at Air Force and almost had to be everywhere against a Falcon veer attack that pretty much had its way with the UNM defense. Messina was involved in 17 tackles against Air Force as the Falcons ran this way and that way, but didn't have much luck in avoiding Messina.

Still, the Falcons racked up 373 yards on the ground and totaled 461 yards on offense to drop the Lobos to 1-9 on the season. The Lobos have two games left in 2010: a visit to Brigham Young next on the horizon before that much-anticipated season-ender with the TCU Horned Frogs. Air Force bumped its record to 7-4 and 4-3 in the Mountain West Conference.

The Lobos got a solid game from freshman quarter back Stump Godfrey for the second Saturday in a row. Godfrey went 14-of-24 through the air for 99 yards. He added 41 yards on the ground.

The Lobos' offense churned out 258 yards against the Falcons, but didn't move the ball consistently enough to challenge the Falcons - especially since the Lobos didn't have much luck in stopping the Falcons' veer attack.

BYU & NEW MEXICO 2010 STATISTICS

	BYU	UNM
Points per Game	23.2	16.6
First Downs	207	159
Rushing Yardage per Game	164.3	110.0
Passing Yardage per Game	182.0	169.9
Total Offense per Game	346.3	279.9
Kick Return Average	23.0	23.4
Punt Return Average	8.7	1.4
Fumbles-Lost	16-7	25-13
Average Penalty Yardage per Game	36.8	62.7
Time of Possession per Game	29:58	29:35
Third-down Conversion Percentage	46%	35%
Fourth-down Conversion Percentage	35%	39%

BYU VS. NEW MEXICO SERIES RECORD

Year	Result	10-9-82	40-12, W
11-17-51	0-34, L	10-15-83	66-21, W
9-27-52	14-10, W	10-25-84	48-0, W
10-3-53	12-12, T	10-19-85	45-23, W
9-18-54	12-21, L	9-13-86	31-30, W
11-26-55	16-21, L	9-26-87	45-25, W
11-3-56	33-12, W	10-29-88	65-0, W
11-30-57	14-12, W	9-2-89	24-3, W
11-8-58	36-19, W	10-27-90	55-31, W
11-7-59	6-21, L	10-26-91	41-23, W
11-5-60	15-27, L	11-7-92	35-0, W
11-25-61	6-34, L	9-4-93	34-31, W
11-3-62	27-0, W	9-24-94	49-47, W
11-30-63	0-26, L	11-11-95	31-14, W
10-2-64	14-26, L	9-21-96	17-14, W
11-27-65	42-8, W	11-15-97	28-38, L
10-22-66	33-6, W	11-17-98	46-21, W
9-23-67	44-14, W	10-16-99	31-7, W
11-23-68	35-6, W	11-18-00	37-13, W
10-11-69	41-15, W	10-13-01	24-20, W
11-14-70	8-51, L	11-15-02	16-20, L
10-1-71	0-14, L	9-13-03	10-7, W
11-25-72	21-7, W	11-13-04	14-21, L
11-3-73	56-21, W	10-8-05	27-24, W
11-16-74	36-3, W	11-18-06	42-17, W
10-3-75	16-15, W	9-29-07	31-24, W
11-13-76	21-8, W	10-11-08	21-3, W
9-30-77	54-19, W	11-14-09	24-19, W
9-30-78	27-23, W		
10-27-79	59-7, W		
9-6-80	21-25, L		
10-31-81	31-7, W		

Series Record:
44-14-1

BYU VS. NEW MEXICO SUPERLATIVES

- BYU Record in Provo: 22-6
- BYU Record in Albuquerque: 22-8-1
- BYU Record at Neutral Sites: N/A
- BYU Record Under Mendenhall: 5-0
- BYU Record in Overtime Games: N/A
- Longest BYU Win Streak: 16 (1981-96)
- Longest New Mexico Win Streak: 3 (1959-61)
- Largest BYU Margin of Victory: 65 in 1988
- Largest New Mexico Margin of Victory: 43 in 1970
- Most Points Scored by BYU: 66 in 1983
- Most Points Scored by New Mexico: 51 in 1970



2010 COUGAR FOOTBALL TEAM NOTES

CLUTCH COUGARS

With a late defensive stop by the Cougar defense to preserved a 25-20 win versus Wyoming, BYU has won 14-straight games decided by seven points or less. All three of BYU's wins this season, including a 23-17 victory over Washington and a 24-21 win against San Diego State, have contributed to the streak. The last time BYU lost a game decided by seven points or less was on Sept. 16, 2006, in a seven-point, double-overtime loss at Boston College.

BYU VS. BCS AQS

With its win against Washington in this year's season opener, BYU has defeated a team from a BCS automatic-qualifying conference five-straight years, the third-longest streak in the nation. The Cougars have defeated at least one AQ school 14 of the past 15 years dating back to 1996.

DON'T LOOK BACK

In the Bronco Mendenhall era, BYU is 47-4 when leading at halftime and 47-1 when taking a lead into the fourth quarter. Mendenhall's teams have won 30-straight games when leading by at least 14 points at the halftime break, 77 overall as a team. The last time BYU lost a game after leading by at least 14 points at the half was on Oct. 10, 1987, when it lost 29-27 in its homecoming game against Wyoming.

DIVIDE AND CONQUER

When BYU has passed for 300 yards and run for 200 yards, the Cougars are 39-0 since 1972 when LaVell Edwards took over as head coach and 5-0 under current head coach Bronco Mendenhall. BYU finished with 300 passing yards and 216 rushing yards against UNLV. It was the first 300-yard passing game for the Cougars this year and the eighth 200-yard rushing game, the most 200-yard rushing games in a season since 2001.

TAKING IT THE OTHER WAY

BYU freshman linebacker Kyle Van Noy returned a fumble 44 yards for a touchdown after junior defensive back Corby Eason forced the ball loose from a Ram receiver. It was the first points by a Cougar defensive player this season and the first fumble recovery for a touchdown for BYU since Matt Bauman's 34-yard return last season in the Las Vegas Bowl.

SENIOR DAY

The following 13 seniors will be honored following this week's game against New Mexico:

Nick Alletto	OL	Parker, CO	Mitch Payne	K	North Ogden, UT
Luke Ashworth	WR	Provo, UT	BJ Peterson	WR	Salt Lake City, UT
Brandon Bradley	DB	Tallahassee, FL	Andrew Rich	S	Ogden, UT
Shane Hunter	LB	Idaho Falls, ID	Vic So'oto	DL	Carlsbad, CA
Landon Jaussi	S	Wylie, TX	Jason Speredon	OL	West Valley City, UT
Brian Logan	DB	Fremont, CA	AJ Van Valkenburg	LB	South Jordan, UT
Zeke Mendenhall	LB	Alpine, UT			

ALL BUT PERFECT

BYU finished the game at CSU going 12-of-13 (.923) on third-down conversions, the first time BYU has had a third-down conversion of over 80-percent since going 12-of-14 (.857) at Washington in 2008. On the one failed third-down attempt, BYU still converted the ensuing fourth-down. As part of the third-down proficiency, BYU did not punt the entire game, accomplishing the feat for the first time since playing at Tulane in 2009.

MOVE FORWARD, NOT BACKWARD

As a team, the Cougars are one of the least penalized squads in the nation, averaging 36.8 penalty yards per game, good for 9th in the nation and first in the MWC. BYU also averages just 4.8 penalties per game, 13th among all FBS schools and third in the MWC. Against Nevada, BYU had a season-low one turnover for minus-5 yards.

THE OFFENSE IS ALIVE

BYU's offense has also started strong the last two games. After leading UNLV 38-0 at halftime, the Cougars took a 35-0 lead into the half at Colorado State. It was the first time BYU has scored at least five touchdowns in the first half in back-to-back games since the Cougars scored seven touchdowns against Tulane and five touchdowns against Nevada in the first two games of the 2001 season.

The Cougars' 38 points against UNLV are the most by BYU in a first half since BYU's 42 points against UCLA in the third game of 2008. BYU's 55-0 lead is the Cougars' largest since the same game against UCLA in a 59-0 win.

FIVE COUGARS HONORED THIS WEEK

Based on their performances last week in a 49-10 win at Colorado State, three BYU players won MWC weekly awards, the second time this season a school has swept all three awards in one week. Senior wide receiver Luke Ashworth won Offensive Player of the Week, senior safety Andrew Rich was named Defensive Player of the Week and senior kicker Mitch Payne took the Special Teams Player of the Year honor. Ashworth is the first Cougar to be named Offensive POW since ; it is his first such award. Rich, honored for the second time in his career, is the second Cougar this season to be named Defensive POW--BYU has taken the award the last two weeks. Payne, also awarded for the second time in his career, is the third Special Teams POW from BYU to be honored by the MWC.

In addition, Ashworth was named the College Sports Performance Wide Receiver of the Week, his first national award. Freshman quarterback Jake Heaps and sophomore punter Riley Stephenson were also each honored with CPF honorable mentions.

AWARD WATCH

Based on their performances this season, a number of Cougars have accumulated various weekly awards:

PLAYER	AWARD	GAME	WEEK
Riley Stephenson	MWC Special Teams Player of the Week	Washington	Sept. 5
Riley Stephenson	College Football Performance Awards HM	Utah State	Oct. 3
Brandon Ogletree	MWC Defensive Player of the Week	Wyoming	Oct. 24
Cody Hoffman	MWC Special Teams Player of the Week	Wyoming	Oct. 24
Luke Ashworth	MWC Co-Offensive Player of the Week	Colorado State	Nov. 14
Andrew Rich	MWC Defensive Player of the Week	Colorado State	Nov. 14
Mitch Payne	MWC Special Teams Player of the Week	Colorado State	Nov. 14
Luke Ashworth	College Football Performance Awards WR of the Week	Colorado State	Nov. 14
Jake Heaps	College Football Performance Awards HM	Colorado State	Nov. 14
Riley Stephenson	College Football Performance Awards HM	Colorado State	Nov. 14



2010 COUGAR FOOTBALL TEAM NOTES

FAST START

BYU has almost doubled its opponents scoring output in the first quarter this year, currently holding an 84-44 edge overall.

DON'T CROSS THE LINE

UNLV did not earn a first down until 12:07 left in the second quarter. In BYU's outing against Wyoming, the Cowboys did not gain a first down until just over four minutes remaining in the first quarter.

SAME STARTERS

In ten games this season, BYU has used six different starting lineups on defense. Numerous injuries have been a key factor in the constant shakeup, with 13 players getting the first starts of their careers and 20 different players starting at least one game this season.

TEAM CAPTAINS

BYU head football coach Bronco Mendenhall announced team captains for the 2010 season as well as several personnel notes entering the first week of the season.

Senior safety Andrew Rich and junior offensive tackle Matt Reynolds have been selected to serve as team captains. Both Rich and Reynolds have played in all 26 games the past two seasons and enter their third year as a starter for the Cougars.

Rich has started in 16 games and earned All-MWC Second Team honors in 2009. He is a 2010 Lott Trophy Award candidate. Reynolds has started all 26 games of his career and is a preseason All-American, Lombardi Trophy and Outland Trophy candidate in 2010. He was a Freshman All-American in 2008 and a CFN All-Sophomore selection in 2009 while earning first-team all-conference accolades.

BYU has also tabbed a special team captain for several games this year with holder Matt Marshall named captain against Washington while Riley Stephenson was a captain at Air Force.

HEAPS CLIMBING MWC RECORDS

MWC Total Offensive Yards - Freshmen

1. Pete Thomas, CSU 2,477
2. Austyn Carta-Samuels, WYO 2,319
3. Travis Dixon, UNLV 2,197
4. Shaun Carney, AFA 1,911
5. Kevin O'Connell, SDSU 1,675
6. Jake Heaps, BYU 1,503

MWC Passing Yards - Freshmen

1. Ryan Lindley, SDSU 2,653
2. Pete Thomas, CSU 2,565
3. Andy Dalton, TCU 2,459
4. Austyn Carta-Samuels, WYO 1,953
5. Travis Dixon, UNLV 1,873
6. Jake Heaps, BYU 1,593

FRESHMEN OFFENSE

BYU true freshman running back Joshua Quezada scored the first, second and third rushing touchdown of his career on two separate runs of 13 yards and one run of four yards against UNLV. Quezada is the first BYU freshman to score three touchdowns in a game since Harvey Unga scored four (3 rush, 1 receiving) in 2007 against San Diego State and the first BYU true freshman to score three in a game since Curtis Brown's three rushing touchdowns against Utah State in 2002. Quezada's three TDs also tied an MWC record for most rushing touchdowns in a game by a freshman.

Redshirt freshman Cody Hoffman caught his second touchdown and longest reception of his career in the second quarter, hauling in a 37-yard pass from true freshman quarterback Jake Heaps. Hoffman also had a BYU season-long kickoff return of 50 yards.

PUTTING THE YOUNG IN BYU

BYU's young, injury-riddled team this year has had 23 different players without prior starting experience start a game this season. On defense, 13 different players have started for the first time while on offense nine players have made their first-ever starts (see page 25).

The Cougars have played 17 freshmen this season, seven of whom have started at least one game this year. Freshman quarterback Jake Heaps, running back Joshua Quezada and wide receiver Cody Hoffman have become regular starters on the offensive side of the ball while linebackers Kyle Van Noy and Zac Stout are making regular contributions on defense.

NO RUNNING START

BYU's defense has been stout against the run of late and particularly setting the tone to open the game. In the last five games the Cougars have held their opponents to first quarter rushing totals of minus-10 (SDSU), 20 (TCU), minus-31 (Wyoming), zero (UNLV) and 8 (CSU) yards, respectively.



FLAG BEARER

BYU has a tradition of selecting a player before each game to run the team flag onto the field. In 2008, the team implemented a new tradition—an alumni flag. The team selects a former Cougar to carry out the alumni flag, along with the chosen current player who runs out with the current team flag. Both flags are white with a blue "Y" logo. The team flag has been signed by each member of the team, while the alumni flag has been signed by former BYU players. Their signatures reflect their commitment to uphold the tradition, spirit and honor of the BYU football program and to be a flag bearer of the University.

GAME	ALUMNI FLAG BEARER	TEAM FLAG BEARER
Washington	Jim McMahon	Jordan Pendleton
Air Force	Rob Morris	Nick Alletto
Florida State	Shad Hansen	Brandon Bradley
Nevada	Danny Plater	McKay Jacobson
Utah State	Colby Bockwoldt	Vic So'oto
San Diego State	Chris Farasopoulos, Ken Serck	Jason Speredon
TCU	Travis Bright	Landon Jaussi
Wyoming	Eric Drage	BJ Peterson
UNLV	Curtis Brown	Shane Hunter
Colorado State	Kaipo McGuire	Mitch Payne



2010 COUGAR FOOTBALL TEAM NOTES

WEEKLY NATIONAL RANKINGS (NOV. 14)

AP TOP 25

1. Oregon	10-0
2. Auburn	11-0
3. Boise State	9-0
4. TCU	11-0
5. LSU	9-1
6. Wisconsin	9-1
7. Stanford	9-1
8. Ohio State	9-1
9. Nebraska	9-1
10. Alabama	8-2
11. Michigan State	9-1
12. Oklahoma State	9-1
13. Arkansas	8-2
14. Virginia Tech	8-2
15. Missouri	8-2
16. Oklahoma	8-2
17. South Carolina	7-3
18. Texas A&M	7-3
19. Nevada	9-1
20. USC	7-3
21. Iowa	7-3
22. Mississippi State	7-3
23. Arizona	7-3
24. Miami (FL)	7-3
25. Utah	8-2

Others receiving votes: Northwestern 99, Florida State 69, North Carolina State 38, Northern Illinois 37, San Diego State 32, Temple 9, Michigan 4, Tulsa 2, Syracuse 2, Maryland 1, Delaware 1

USA TODAY POLL

1. Oregon	10-0
2. Auburn	11-0
3. Boise State	9-0
4. TCU	11-0
5. Wisconsin	9-1
6. LSU	9-1
7. Ohio State	9-1
8. Stanford	9-1
9. Nebraska	9-1
10. Oklahoma State	9-1
11. Michigan State	9-1
12. Alabama	8-2
13. Arkansas	8-2
14. Oklahoma	8-2
15. Virginia Tech	8-2
16. Missouri	8-2
17. South Carolina	7-3
18. Nevada	9-1
19. Texas A&M	7-3
20. Iowa	7-3
21. Miami (FL)	7-3
22. Mississippi State	7-3
23. Arizona	7-3
24. Utah	8-2
25. Northwestern	7-3

Others receiving votes: Florida State 87, Michigan 72, North Carolina State 55, Northern Illinois 30, Temple 23, San Diego State 20, Maryland 18, Syracuse 13, Hawaii 10, Navy 6, Kansas State 5, UCF 5, Southern Miss 4, Baylor 3, Air Force 2, Penn State 1



BYU'S LAST OUTING

FORT COLLINS, Colo. (Nov. 13, 2010) — Senior receiver Luke Ashworth had a record-setting day to help BYU drum Colorado State 49-10 Saturday at Hughes Stadium in Fort Collins, Colo.

The senior from Provo, Utah, became the first player in the history of the Provo-based school to score four touchdowns in the first half of a game while equaling the team record for the most scoring receptions in an entire game. His four touchdown grabs also tied a Mountain West Conference record and set a new Hughes Stadium mark.

Ashworth's four TD grabs were his only receptions of the game, finishing with a career-high 113 yards. On the other end of the touchdowns was freshman quarterback Jake Heaps, who went 15-of-20 for 242 yards and a career-high four touchdowns in three quarters of play.

The Cougars opened the scoring with their longest drive of the year, highlighted by their longest play of the season. Culminating a four-play, 89-yard drive, the Cougars successfully executed a flea-flicker with Ashworth on the receiving end of a 62-yard bomb. Heaps handed off to Di Luigi on the play, who returned the ball to the freshman quarterback to deliver the long scoring strike down the right sideline.

BYU's defense ignited the next three Cougar scores as Andrew Rich and Corby Eason forced CSU fumbles and Rich followed with his first interception of the season.

PAYNE, KARIYA ACADEMIC ALL-DISTRICT

PROVO, Utah (Nov. 4, 2010) - Senior kicker Mitch Payne and junior running back Bryan Kariya were named to the ESPN Academic All-District VIII team on Thursday.

Both athletes are first time Academic All-District honorees. With the selections, nine Cougars in the last three years have been named Academic All-District, with five players going on to earn Academic All-America.

Payne, a Business Management major currently working on his Master's of Public Administration, is the lone representative at kicker on the team. Payne is the BYU and Mountain West Conference record holder in career in PAT conversions and will likely finish his career with the most PAT attempts and career kicking points in MWC history. He is 9-for-12 on field goal attempts and 11-of-12 on PAT attempts this season.

Payne was also selected as a semifinalist for the 2010 William V. Campbell Trophy and as a candidate for the 2010 NFF National Scholar-Athlete Awards earlier this year.

Kariya, a Chinese major with a 3.87 GPA, was one of two running backs named to the squad. The junior is coming off a career-high 88-yard rushing performance against Wyoming and has four touchdowns on the year, including two against San Diego State. He has caught a pass in every game but one this year.

As first-team honorees, both players will be eligible to be named Academic All-American when the team is announced on Nov. 23

OPPONENT SNAPSHOT

THIS WEEK

TEAM	OPPONENT
Washington (3-6)	UCLA (Nov. 18)
Air Force (7-4)	at UNLV (Nov. 18)
Florida State (7-3)	at Maryland (Nov. 20)
Nevada (9-1)	New Mexico State (Nov. 20)
Utah State (4-6)	Idaho (Nov. 20)
San Diego State (7-3)	Utah (Nov. 20)
TCU (11-0)	at New Mexico (Nov. 27)
Wyoming (2-9)	Colorado State (Nov. 20)
UNLV (2-8)	Air Force (Nov. 18)
Colorado State (3-8)	at Wyoming (Nov. 20)
New Mexico (1-9)	at BYU (Nov. 20)
Utah (8-2)	at San Diego State (Nov. 20)



2010 COUGAR FOOTBALL

TEAM NOTES

BEST IN THE MOUNTAIN WEST

Since the Mountain West Conference was formed in 1999, BYU has posted a record of 61-25 against league opponents, marking the most wins of any other conference opponent. The Cougars have also won a league-best (tied) four MWC titles (1999, 2001, 2006 and 2007). Listed below is the all-time MWC standings:

TEAM	W	L	PCT.
BYU	63	25	.711
Utah	61	27	.690
Air Force	47	43	.529
Colorado State	43	45	.488
New Mexico	42	46	.488
TCU	40	7	.833
San Diego State	33	54	.361
UNLV	24	64	.274
Wyoming	24	65	.286

(Through games as of Nov. 8, 2010)

2010 MWC STANDINGS

TEAM	MWC	OVERALL
TCU	7-0	11-0
Utah	5-1	8-2
BYU	4-2	5-5
San Diego State	4-2	7-3
Air Force	4-3	7-4
UNLV	2-4	2-8
Colorado State	2-5	3-8
New Mexico	1-5	1-9
Wyoming	0-7	2-9

HOLY MATRIMONY

BYU has long held the distinction of having the most married players of any other school in the country. This year is no exception. BYU has 31 players who are married, seven of whom have children: Nick Alletto, Alani Fua, Brandon Bradley, Spencer Hafoka, Shane Hunter, Aveni Leung-Wai and Jason Speredon.

A FAMILY TRADITION

Several members of the football team have a relative currently or formerly involved with BYU Athletics. The following is a list of players and their relative(s):

PLAYER	RELATIVE (RELATION)	SPORT	
Nick Alletto	Dan Alletto (brother)	Football	
	Terrance Alletto (brother)	Football	
Famika Anae	Robert Anae (father)	Football	
	Famika Anae, Sr. (grandfather)	Football	
	Brad Anae (uncle)	Football	
	Mike Mills (grandfather)	Football	
Luke Ashworth	Mike Mills (grandfather)	Football	
Jordan Atkinson	Dave Atkinson (father)	Football	
	Chick Atkinson (grandfather)	Football (head coach)	
	Chuck Cutler (father)	Football	
Dallin Cutler	Kevin Doman (father)	Football	
	Brandon Doman (uncle)	Football	
D.J. Doman	Cliff Doman (uncle)	Football	
	Rex Doman (2nd cousin)	Football	
	Sam Doman (2nd cousin)	Football	
	Shawn Doman (2nd cousin)	Football	
	Matthew Edwards	LaVell Edwards (grandfather)	Football (head coach)
		John Edwards (father)	Track
		Sarah Edwards (sister)	Track, Cross Country
		Jim Edwards (uncle)	Football
	Landon Fowler	Blaine Fowler (father)	Football
		Kellen Fowler (brother)	Football
Danny Frazier (father)		Football	
Jameson Frazier	Danny Frazier (father)	Football	
Ryan Freeman	Erik and Mark (brothers)	Football	
Spencer Hafoka	Saia Hafoka (brother)	Football	
Braden Hansen	Brock Hansen (brother)	Football	
	Danny Hansen (uncle)	Football	
	Jim Herrmann (father)	Football	
Cole Herrmann	Jim Herrmann (father)	Football	
McKay Jacobson	Hally Jacobson (mother)	Cheerleading	
	Jeniel Jacobson (sister)	Cheerleading	
Josh Marquardt	Michael and Daniel (brothers)	Football	
Carter Mees	Mike Mees (father)	Football	
Zed & Zeke Mendenhall	Paul Mendenhall (great uncle)	Football	
	Matt Mendenhall (2nd cousin)	Football	
	Bronco Mendenhall (2nd cousin)	Football (head coach)	
	Chris Muehlmann (brother)	Football	
	Matt Payne (brother)	Football	
Mike Muehlmann	Chris Muehlmann (brother)	Football	
Mitch Payne	Matt Payne (brother)	Football	
Jordan Pendleton	Kirk Pendleton (father)	Football	
Matt & Houston Reynolds	Lance Jr. and Dallas (brothers)	Football	
	Lance Reynolds (father)	Football	
Jordan Richardson	Brock Richardson (brother)	Football	
Jason Speredon	Casey Thurston (sister)	Volleyball	
Jadon Wagner	Aaron Wagner (brother)	Football	

BAND OF BROTHERS...LITERALLY

The Cougars have used the motto "Band of Brothers" for several years, but this year the team took that quite literally. There are currently five pairs of brothers on the team, as well as five other sets consisting of one current player and one missionary who will return to play at BYU.

Both Current Players

Rhen & Terence Brown
Zed & Zeke Mendenhall
Houston & Matt Reynolds

One Current Player & One Missionary

Nick & Terrance Alletto
Marcus & Mitch Mathews
Zed & Zeke & Zane Mendenhall



2010 COUGAR FOOTBALL

LAVELL EDWARDS STADIUM

HOME FIELD DOMINANCE

Since it was built in 1964, the Cougars have fielded several dominating teams. Last season, BYU averaged 29.33 points per game at home. The Cougars have not had a negative points per game margin for the past six seasons, including all five years of head coach Bronco Mendenhall's tenure. In 2006, a 35.16-point differential was a BYU record in scoring margin in the stadium's 46-year history (and the program's 85-year history):

Year	BYU ppg.	Opp. ppg.	Margin of Difference
2010	28.00	18.40	9.60!
2009	29.33	29.33	0.00!
2008	41.33	11.17	+30.16!
2007	28.67	11.33	+17.33!
2006	47.16	12	+35.16!
2005	36.33	29.5	+6.83!
2004	22.83	22.16	+0.67#
2003	12.16	27.66	-15.5#
2002	27.5	23	+4.5#
2001	53.16	27.33	+25.83#
2000	24.5	16.83	+7.67^
1999	31.83	25.66	+6.17^
1998	35.33	15.5	+19.83^
1997	28.83	24.83	+4.00^
1996	42.71	15.57	+27.14^
1995	28.33	23	+5.33^
1994	29.66	25.83	+3.83^
1993	35.66	30.66	+5.00^
1992	29.83	18.66	+11.17^
1991	38.16	18.66	+20.6^
1990	48.66	23.5	+25.16^
1989	47.5	32.83	+14.67^
1988	42.33	10.16	+32.17^
1987	28.66	22	+6.66^
1986	29	15.66	+13.34^
1985	34.66	13.16	+21.5^
1984	40	15.16	+24.84^
1983	41	19.2	+21.8^
1982	38.4	20.6	+17.8^
1981	41	25.4	+15.6^
1980	49.5	16.16	+33.34^
1979	40.6	6.4	+34.2^
1978	30.4	9.4	+21.0^
1977	39	13.6	+25.4^
1976	43.66	22.16	+21.5^
1975	27.2	21.6	+5.6^
1974	31.6	15	+16.6^
1973	30.83	20	+10.83^
1972	24.4	25.6	-1.2^
1971	20.75	18	+2.75*
1970	12.6	14.8	-2.2*
1969	24.4	15	+9.4*
1968	16.4	32	-15.6*
1967	37.8	13.6	+24.2*
1966	27.66	20.16	+7.5*
1965	25.5	16.5	+9.0*
1964	23.4	15.8	+7.6*

Bold indicates 30 or greater point advantage.
 * Tommy Hudspeth coached teams
 ^ LaVell Edwards coached teams
 # Gary Crowton coached teams
 ! Bronco Mendenhall coached teams

LAVELL EDWARDS STADIUM

LaVell Edwards Stadium, with its 63,725-seat capacity, is home to BYU football. Originally Cougar Stadium, it was built in 1964 and seated 45,000. It was expanded in 1982 to seat 65,000 in permanent seats before official capacity became 64,045 after refurbishing the middle of the east section. Beginning in 2010, Edwards Stadium official capacity became 63,275 after seating was removed to allow for additional wheelchair access.

- Record:** 204-64 (.761)
- Stadium Record (since 1982 expansion):** 135-42 (.763)
- Stadium Record (since renaming in 2000):** 43-16 (.729)
- Last Six Home Games:** 5-1 (.833) - 2009-10
- Last 12 Home Games:** 9-3 (.750) - 2008-10
- Last 18 Home Games:** 15-3 (.833) - 2007-10
- Last 24 Home Games:** 21-3 (.875) - 2006-10

"FAN" TASTIC FANS

The attendance in BYU's 27-13 loss to Nevada was 61,471, ending a streak of 19-straight sell-outs at LaVell Edwards Stadium over the course of more than three complete seasons. The last time the stadium was not sold out was against New Mexico on Nov. 18, 2006 when 63,814 fans were in attendance—231 short of a sellout.

TOP 10 EDWARDS STADIUM CROWD

In 2009, BYU hosted two of the top-ten crowds since LaVell Edwards Stadium was modified in 2003. The crowd of 64,641 at the TCU game ranks third, ranking behind the crowd of 65,251 for the 2004 game against Notre Dame and the 64,749 in attendance for the 2007 Utah game. The Cougars' overtime contest against Utah last season is currently tenth with 64,301 fans attending the game.





2010 COUGAR FOOTBALL OFFENSIVE NOTES

EVERYWHERE

BYU junior running back JJ Di Luigi has accumulated the sixth-highest per-game all-purpose yardage average through ten games of any Cougar in the last decade:

2001	Luke Staley	183.1
2008	Austin Collie	149.0
2007	Harvey Unga	148.2
2006	Curtis Brown	134.7
2005	Curtis Brown	126.7
2010	JJ Di Luigi	117.3
2002	Marcus Whalen	115.2
2009	Harvey Unga	103.2
2004	Todd Watkins	99.7
2003	Reynaldo Braithwaite	98.4

HOME BOYS

A majority of the BYU two-deep includes athletes who grew up in hometowns just a few miles from Provo. Wide receiver Luke Ashworth and offensive linemen brothers Matt and Houston Reynolds even went to high school in Provo at Timpview High. Others from Utah County include tight end Mike Muehlmann from American Fork and fullback Zed Mendenhall from Alpine.

Other Utahns on the depth chart include left guard Braden Hansen from Sandy, right guard Jason Speredon from West Valley City, right tackle Braden Brown from Salt Lake City, quarterback James Lark from St. George and running back Bryan Kariya from Kaysville.

HE'S GOT YOUR BACK

BYU starting offensive lineman Matt Reynolds enters the year as a preseason All-American after being named to the All-MWC First Team and College Football News All-Sophomore Team First Team. A Lombardi and Outland Trophy candidate, the 6-foot-6, 322-pound junior has started every game for the Cougars in his career and was named one of two team captains coming into 2010.

TALE OF THE TAPE

BYU's starting five offensive linemen weigh in at an average 314 pounds and average 6-feet-5. In a season full of injuries for the Cougars, all five linemen have started every game of the season.

PERSONAL PROPS

A number of Cougars set new career highs after BYU's 49-10 win over Colorado State:

- Luke Ashworth: 113 receiving yards, 4 receiving touchdowns, 62-yard long reception
- Ryan Folsom: 74 rushing yards, 74-yard long rush
- Jake Heaps: 4 touchdown passes, 62-yard long pass
- David Foote: 32 rushing yards, 1 rushing touchdown, 31-yard long rush
- Zed Mendenhall: 11 receiving yards, 11-yard long reception, 1 rushing yard, 1 rush attempt, 1 rushing touchdown
- James Lark: 1 rush, 4 rushing yards, 5-yard long rush
- Mike Muehlmann: 26 receiving yards, 26-yard long reception
- Bryan Kariya: 18-yard long rush

ASHWORTH TIES MULTIPLE BYU RECORDS, EARNS WEEKLY AWARDS

Senior wide receiver Luke Ashworth had a record-setting day to help BYU defeat Colorado State. He set career highs with 113 receiving yards, four touchdowns and a long reception of 62 yards. He caught the Cougars' first four offensive touchdowns of 62, 7, 36 and 8 yards, respectively, all in the first half—becoming the first BYU player to ever score four touchdowns in the first half. The four first-half touchdowns tied a program record for most touchdowns scored in any half in BYU history (RB Dick Felt had four rushing touchdowns in the second half in 1952) and tied the BYU record for most TD receptions in a game (previously accomplished by Kirk Pendleton in 1983 vs. New Mexico and John VanDerWouden in 1976 vs. Colorado State). The four receiving touchdowns also tied an MWC record for most touchdowns in a game (Utah's Travis LaTendresse 4 TD catches vs. Georgia Tech in 2005 bowl game) and set a Hughes Stadium record, breaking the old record set in 1974. The four touchdown catches were Ashworth's only catches of the game. It was the first multi-touchdown game of the senior's career. For his efforts, Ashworth earned his first-ever MWC Offensive Player of the Week award and was named the College Football Performance Awards Wide Receiver of the Week.

HEAPS BREAKS OUT

Freshman quarterback Jake Heaps threw for a career-high 294 yards and two touchdowns on 19-of-31 passing in BYU's win over UNLV. The freshman also passed Ty Detmer and Matt Berry on the BYU freshman passing yards list, taking the top spot at 1,351 yards. Heaps also became the first freshman in BYU history to win three games as a starting freshman signal caller and tied the record for most starts at quarterback as a freshman with six (equaling Matt Berry). Heaps built on his game against the Rebels by throwing a career-best four touchdowns, including a career-long completion of 62 yards. The freshman went 15-of-20 for 242 yards on the day, leading BYU to a 49-10 win, the fourth win for the Cougars in five games.

WHO NEEDS MARIO?

Junior running back JJ Di Luigi has led BYU in rushing eight of the Cougars' ten games while also gaining the most receiving yards in three games. The junior currently leads the team in rushing yards, receiving yards and all-purpose yards and is second in scoring and total offense.

FIRST CAREER TOUCHDOWNS

Sophomore running backs Zed Mendenhall and David Foote each recorded their first-career touchdowns at Colorado State. Foote scored on a career-long 37-yard romp while Mendenhall charged into the end zone from 1-yard out on his first-career carry.

2010 NATIONAL RANKINGS

TEAM RANKINGS

Category	National Rank	Actual	National Leader	Actual	Conference Rank
3rd Down Conv. %	26	45.8	Stanford	58.1	4
TFL Allowed	T-23	4.6	Utah	2.8	5
Turnovers Lost	T-31	15	3 tied	7	T-2
Fumbles Lost	T-32	7	4 tied	2	T-2
Red Zone Offense	T-32	.86	Memphis	1.00	T-2
Rushing Offense	47	164.3	Georgia Tech	319.3	4

INDIVIDUAL RANKINGS

Category	Player	National Rank	Actual	National Leader	Actual	Conf. Rank
All-Purpose Runners	JJ Di Luigi	58	117.3	Cobb (Kentucky)	186.1	3
Rushing Yds/Game	JJ Di Luigi	63	74.0	James (Oregon)	158.0	4
Completions/Games	Jake Heaps	T-69	15.4	Davis (East Carolina)	30.4	5



2010 COUGAR FOOTBALL

DEFENSIVE NOTES

WHERE IN THE USA?

The defensive two-deep hail from all corners of the country. Players hail from Alaska, Arkansas, California, Florida, Georgia, Hawaii, Idaho, Nevada, Texas, Utah. One player, Jadon Wagner, is from Alberta, Canada.

SACKMASTERS

Five Cougars each had a solo sack against UNLV; the five sacks are a team season high. Graham Rowley, Austen Jorgensen and Connell Hess each recorded their first career sacks while Matt Putnam had his first of the season and Corby Eason recorded his second, both coming off of corner blitzes.

MAKING HISTORY

BYU senior safety Andrew Rich's 89 tackles through the first ten games of the season are the fifth-most in recent BYU history:

	Individual	Team
2010	Andrew Rich - 89	671
2009	Andrew Rich - 67	669
2008	Matt Bauman - 84	736
2007	Kelly Poppinga - 82	730
2006	Cameron Jensen - 81	640
2005	Cameron Jensen - 62	678
2004	Cameron Jensen - 93	739
2003	Aaron Francisco - 92	710
2002	Paul Walkenhorst - 94	739
2001	Justin Ena - 72	639
2000	Justin Ena - 92	646

A LONG ROAD

Defensive lineman Vic So'oto has come a long way to his spot in the starting lineup after originally joining the team in 2005. So'oto came in to the program as a tight end, playing in 11 games. After redshirting in 2006, So'oto enjoyed a sophomore season in which he saw action in all 13 games at tight end, grabbing 12 receptions for 124 yards.

It was after So'oto's sophomore year that the BYU coaching staff asked So'oto to switch sides of the ball, converting the tight end to a linebacker. Unfortunately, So'oto suffered a season-ending injury in just the second game of the season at Washington. After receiving an extra year of eligibility, So'oto returned in 2009, this time as a defensive lineman, backing up MWC career sack leader Jan Jorgensen.

In 2010, So'oto has started every game and is sixth on the team in total tackles in addition to nine tackles-for-loss, four sacks, six quarterback hurries, one forced fumble and one interception.

PERSONAL PROPS

A number of Cougars set new career highs after BYU's 49-10 win over Colorado State:

- Corby Eason: 5 solo tackles, 2 assisted tackles, 7 total tackles, 1.5 tackles-for-loss
- Brandon Ogletree: 0.5 sacks
- Matt Peterson: 1 assisted tackle, 1 total tackle
- Jameson Frazier: 1 tackle-for-loss

QUICK IMPROVEMENT

Since BYU head coach Bronco Mendenhall took over the defensive coordinator duties one month ago, the Cougar defense has seen marked improvements in both its opponents' per-game averages and its national statistical rankings in its last five games. Highlights include:

vs. SDSU: Held #46 rushing offense 113 yards below its average, a season-low 53 yards...held #23 total offense 178.5 yards below average to a season-low 273 yards...held #27 scoring offense 13.9 points below its average to a season-low 21 points...held #19 passing offense 63 yards below its average to 220 yards, second-lowest on the season.

at TCU: Held #10 rushing offense 162.9 yards below its average, a season-low 108 yards...held #8 total offense 104.7 yards below its average to 381 yards, second-lowest on the season...held #8 scoring offense to 9.8 points below its average to 31.

vs. Wyoming: Held the Cowboys to 63 yards rushing, 110 yards passing and 173 total yards while earning 12.0 tackles-for-loss, 3.0 sacks, seven pass breakups, six quarterback hurries, a fumble forced, a fumble recovered and a safety. All but the rushing and passing marks tied or set new season highs for the Cougar defense.

vs. UNLV: Held the Rebels to 11 pass completions, 22 yards rushing, 122 yards passing and 144 total yards, all season lows for UNLV. BYU also posted season highs of 5 sacks and 2 interceptions and season lows of 7 points and 11 first downs allowed. Did not allow a score with the first team defense on the field.

at Colorado State: Held Rams to 83 yards net rushing. Forced four turnovers (two interceptions & two fumbles), including one fumble return for a touchdown. Did not allow a score with the first team defense on the field. Only allowed the Rams inside the red zone once.

BYU Defensive Improvements

	First 5 Games (Nat'l Rank)	Last 5 games	Difference	Overall Now	Overall Difference
Rushing Defense	259.2 (120th)	65.8	-193.4	162.5 (74th)	-61.5 (-46)
Passing Defense	174.2 (28th)	203.4	+29.2	188.8 (23rd)	+14.6 (-5)
Total Defense	433.4 (101st)	269.2	-164.2	351.3 (47th)	-82.1 (-54)
Scoring Defense	28.8 (87th)	17.8	-11.0	23.3 (49th)	-5.5 (-38)

RUSH TO THE DEFENSE

The Cougars held UNLV to a season-low 22 rushing yards, including zero in the first quarter, one in the third quarter, and minus-25 in the fourth quarter. The Rebels' 22 net rushing yards are the fewest by a BYU opponent since the Cougars held San Diego State to 20 net yards rushing last year.

RICH THE WRECK

Senior safety Andrew Rich led BYU in tackles and was responsible for two of BYU's our turnovers created to help BYU defeat Colorado State. He finished the day with a team-leading nine tackles, including three solo and a career-high six assisted, and assisted on a tackle for loss while adding a forced fumble and interception. Both of the turnovers he created set up BYU touchdowns. After BYU went up 7-0, Rich delivered a hit on CSU's next possession to force a fumble and give the Cougars the ball in CSU territory to set up the team's second touchdown. With BYU leading 21-0 after a defensive touchdown, Rich stopped the momentum CSU had created with the ensuing drive that had traveled deep into BYU territory by picking off a pass attempt, his first interception of the season, at the BYU 26-yard line. BYU's offense again turned the turnover into points on the next possession to turn the game strongly into BYU's favor.

2010 NATIONAL RANKINGS

TEAM RANKINGS

Category	National Rank	Actual	National Leader	Actual	Conference Rank
Passing Defense	23	188.8	TCU	134.6	4
1st Downs Defense	39	18.2	TCU	11.55	3
Total Defense	47	351.3	TCU	223.2	4
Scoring Defense	49	23.3	TCU	10.9	5

INDIVIDUAL RANKINGS

Category	Player	National Rank	Actual	National Leader	Actual	Conf. Rank
Fumbles Forced/Game	Andrew Rich	T-25	.30	Sisson (Colorado State)	.55	5
Tackles/Game	Andrew Rich	T-44	8.9	Kuechly (Boston Coll.)	14.6	5
Solo Tackles/Game	Andrew Rich	T-45	5.1	Foster (Washington)	8.7	2



2010 COUGAR FOOTBALL

SPECIAL TEAMS NOTES

DISTANT COUSIN

Deep snapper Reed Hornung comes to BYU with a familiar family name. Paul Hornung, a former Notre Dame great, won the Heisman Trophy in 1956 and was known as one of the best all-around players in history, playing quarterback while also running, passing, blocking and tackling. An award given beginning this season is named in his honor and will be awarded to the best all-around player in college football. Reed and Paul are related -- Paul is Reed's father's second cousin.

MWC POW

BYU has had three players named Mountain West Conference Special Teams Player of the Week this season, the most in the league this year. Punter Riley Stephenson took the award the first week of the season, while kick returner Cody Hoffman and kicker Mitch Payne have been honored late in the season.

IT'S BEEN A WHILE

BYU has been unable to return a kickoff for a touchdown for 154 consecutive games. Mike Rigell was the last Cougar to accomplish the feat, turning in a 96-yard touchdown in a 31-9 victory at Hawaii on October 17, 1998.

The last time BYU returned a punt for a touchdown was back on Nov. 9, 2006 when freshman McKay Jacobson ran one back 77 yards against Wyoming at Edwards Stadium. Fifty-two games have passed since then.

HERE COMES THE BOOM

MWC honorable mention honoree Riley Stephenson returns at punter for BYU after a successful freshman campaign. Stephenson is known for his ability to place punts near the goalline, putting eight kicks inside the 20 last season. The sophomore can also boom kicks when needed, totaling eight punts over 50 yards in 2009, including a career-high and BYU bowl game record 60-yard punt against Oregon State in the Las Vegas Bowl.

PAYNE EARNS MWC PLAYER OF THE WEEK

BYU senior kicker Mitch Payne converted all seven of his point-after attempts in BYU's 49-10 victory at Colorado State. His seven conversions equaled his season high, which he also accomplished the previous week against UNLV, and were just one shy of his career mark of eight PATs in a single game. The award is the second in Payne's career and the third MWC Special Teams Player of the Week award for BYU this season.

RECORD-SETTING SEASON

Senior kicker Mitch Payne set several personal or team records against UNLV. He made field goals from 48 yards and 25 yards with his 48-yarder as time ran out at the end of the half setting a new season high while being just one yard off his career best effort. His 25-yarder in the fourth quarter also set a new career high as his 11th field goal of the season, passing the 10 field goals he made each of his previous three seasons. His seven PATs set another season best and was just one shy of his career mark of eight PATs in a single game. On his sixth PAT of the day he set the BYU all-time record for most PAT attempts. He finished the day with 181 career PAT attempts as the Cougar kicker. He is 11-of-14 overall on field goals this year and 25-of-26 on PATs. He is also 30 points away from scoring the most points of any Cougar player in BYU history, a record currently held by kicker Owen Pochman (1997-00) with 333 points.

In the MWC record books, Payne is 9 points away from passing his brother for first all-time in career kicking points. Payne kicked the third-most extra points in a season in MWC history in 2009 with 59 PATs. He also holds the MWC record for juniors for most PATs made in a game, converting eight against UNLV in 2009. With 59 PATs last season, Payne also became the BYU and Mountain West Conference career PATs made leader with 156, surpassing his brother Matt's record of 150 career PATs made.

CATCHING PASSES, CATCHING KICKS

Filling in an opening as a kickoff returner, redshirt freshman Cody Hoffman returned the first four kickoffs of his career against Wyoming, racking up a total of 104 yards while also fulfilling his duties at wide receiver. Hoffman is the first Cougar to pass the 100-yard kickoff return mark since Austin Collie totaled 134 yards against Utah in 2008. For his efforts, Hoffman was named the MWC Special Teams Player of the Week, the first conference award of his career.

Hoffman followed up his newfound special teams excellence with a 50-yard kickoff return against UNLV, the longest for BYU this season and the longest kickoff return by a Cougar since Austin Collie's 70-yard return against Utah in 2008. He also caught his second touchdown pass of the season against the Rebels.

ALL GOOD THINGS...

Senior kicker Mitch Payne had a 28-yard field goal blocked in BYU's last game against Wyoming, spoiling the senior's perfect mark on field goal attempts under 30 yards. Payne converted 23-of-23 attempts on his career and 8-of-8 attempts this season before being blocked in the fourth quarter against the Cowboys. Payne did convert on a field goal attempt of 42 yards in the same game.

FALSLEV TAKES OFF

Freshman JD Falslev returned the first kickoff of his career 34 yards to the BYU 46-yard line, setting up the Cougars' first points of the game at Utah State. Falslev finished with three returns for 64 yards in his hometown of Logan. Since then, the freshman's has become BYU's primary punt and kick returner. Falslev leads the team with 11 punt returns for 93 yards and has returned five kickoffs a total of 117 yards. He also had his first-career rush attempt against Colorado State, going 15 yards.

2010 NATIONAL RANKINGS

TEAM RANKINGS

Category	National Rank	Actual	National Leader	Actual	Conference Rank
Punt Ret. Defense	36	6.92	Tulsa	1.00	3
Kickoff Returns	41	23.0	Arizona State	26.6	7
Punt Returns	50	8.7	Oregon	20.7	3

INDIVIDUAL RANKINGS

Category	Player	National Rank	Actual	National Leader	Actual	Conf. Rank
Field Goals/Game	Mitch Payne	T-52	1.10	Hrapmann (S. Miss)	2.20	3



2010 COUGAR FOOTBALL RECORD WATCH

RECORDS TO WATCH

As the season continues, several current BYU and MWC records are in jeopardy of getting broken. Below is a list of records to keep an eye on throughout the remainder of the season.

	RECORD TO WATCH	ACTUAL	CURRENT HOLDER	CURRENT RECORD	DIFFERENCE
Mitch Payne	BYU Career PAT Conversions	181	Kurt Gunther (1980-82)	162	+19
	BYU Career PAT Attempts	188	Kurt Gunther (1980-82)	179	+9
	MWC Career Kicking Points	304	Matt Payne (2001-04)	312	-8
	BYU Scoring	304	Owen Pochman (1997-00)	333	-29
Jake Heaps	BYU Freshman Passing Yards	1,593	Matt Berry (2002-05)	1,309	+284
	BYU Freshman Pass Attempts	280	Matt Berry (2002-05)	184	+96
	BYU Freshman Pass Completions	154	Matt Berry (2002-05)	108	+46
	BYU Freshman Wins	4	Matt Berry (2002-05)	2	+2
	BYU Freshman Games Started	7	Matt Berry (2002-05)	6	+1
	BYU Freshman Games Played	10	Lance Pendleton (2001-03)	10	0
	BYU Freshman Passing Touchdowns	8	Ty Detmer (1988-91)	13	-5

REWRITING THE RECORD BOOKS

As the 2009 season has come to an end, so have numerous BYU and MWC team and individual records. Below is a list of Cougars who have helped rewrite the record books last year.

	RECORD BROKEN	NEW RECORD	PRIOR HOLDER	PREV. RECORD	DIFFERENCE
Max Hall	BYU Career Quarterback Wins	32	Ty Detmer	29	+3
	MWC Career Total Offensive Yards	11,562	John Beck (2003-06)	11,060	+502
	MWC Career Passing Yards	11,365	John Beck (2003-06)	11,021	+344
	MWC Career Passing Touchdowns	94	John Beck (2003-06)	79	+15
	MWC Career 300-Yard Passing Games	20	John Beck (2003-06)	17	+3
	MWC 300-Yard Passing Games in a Season	8	Max Hall (2008)	7	+1
Jan Jorgensen	MWC Career Sacks	28.5	Jerry Hughes (2006-09)	28.5	0
	MWC Career Tackles for Loss	44	Chase Ortiz (2005-07)	41.5	+2.5
Dennis Pitta	BYU Career Tight End Receiving Yards	2,901	Gordon Hudson (1980-83)	2,484	+317
	BYU Career Tight End Receptions	221	Gordon Hudson (1980-83)	178	+43
	BYU Career Receptions	221	Austin Collie (2004, 2007-08)	215	+6
	NCAA Career Tight End Receiving Yards	2,901	Ibn Green (1996-99)	2,830	+71
Harvey Unga	BYU Career Rushing Yards	3,455	Curtis Brown (2002, 2004-06)	3,221	+234
	BYU Career Rush Attempts	696	Curtis Brown (2002, 2004-06)	641	+55



2010 COUGAR FOOTBALL

SCORING DRIVES/SUPERLATIVES

2010 SCORING DRIVES

vs. Washington

9 plays, 66 yards TOP 3:53
8 plays, 47 yards TOP 2:36
11 plays, 58 yards TOP 5:33
3 plays, 48 yards TOP 0:56

vs. Air Force

12 plays, 74 yards TOP 5:17
5 plays, 49 yards TOP 2:43

vs. Florida State

7 plays, 49 yards TOP 3:14
11 plays, 71 yards TOP 1:56

vs. Nevada

5 plays, 36 yards TOP 1:31
11 plays, 35 yards TOP 2:58
9 plays, 65 yards TOP 3:36

vs. Utah State

9 plays, 48 yards TOP 3:18
8 plays, 75 yards TOP 2:41
8 plays, 66 yards TOP 1:39

vs. San Diego State

19 plays, 78 yards TOP 8:28
5 plays, 24 yards TOP 2:40
8 plays, 38 yards TOP 4:13
9 plays, 67 yards TOP 4:51

vs. TCU

14 plays, 70 yards TOP 5:31

vs. Wyoming

10 plays, 58 yards TOP 4:25
5 plays, 33 yards TOP 1:52
9 plays, 48 yards TOP 4:32
7 plays, 70 yards TOP 2:31

vs. UNLV

9 plays, 49 yards TOP 4:20
11 plays, 86 yards TOP 4:19
8 plays, 44 yards TOP 2:43
2 plays, 58 yards TOP 0:26
8 plays, 76 yards TOP 3:43
5 plays, 0 yards TOP 0:36
3 plays, 47 yards TOP 1:00
10 plays, 68 yards TOP 4:18
12 plays, 44 yards TOP 6:49

vs. Colorado State

4 plays, 89 yards TOP 1:19
7 plays, 44 yards TOP 3:42
7 plays, 74 yards TOP 3:16
9 plays, 82 yards TOP 3:45
16 plays, 76 yards TOP 7:14
4 plays, 59 yards TOP 2:03

2010 BYU SUPERLATIVES

Overall Record	5-5
Current Streak	W3
MWC Record	4-2
Current Streak	W3
All-Time MWC Record	63-25 (.713)
Non-Conference Record	1-3
Current Streak	L3
2010 Home Record	4-1
Current Streak	W3
2010 Road Record	1-4
Current Streak	W1
2010 Neutral Record	0-0
Current Streak	W2
Day Games	5-4
Current Streak	W3
Night Games	0-1
Current Streak	L2
Friday Games (since 2000)	7-4
Current Streak	L1
When BYU Wins Coin Toss	2-2
When BYU Loses Coin Toss	3-3
When BYU Leads After First Quarter	4-1
When BYU Trails After First Quarter	1-4
When Tied After First Quarter	0-0
When BYU Leads at the Half	4-0
When BYU Trails at the Half	1-5
When Tied at the Half	0-0
When BYU Leads After Third Quarter	5-0
When BYU Trails After Third Quarter	0-5
When Tied After Third Quarter	0-0
Record in August	0-0
Streak	W4
Record in September	1-3
Streak	L3
Record in October	2-2
Streak	W1
Record in November	2-0
Streak	W6
Record in December	0-0
Streak	W1
Record vs. Top-25 Teams	0-1
Streak	L1
Record vs. Non-Ranked Teams	5-4
Streak	W4
Record When BYU has 100-Yard Rusher	1-1
Streak	W1
Record When Opponent has 100-Yard Rusher	0-3
Record When BYU has 300-Yard Passer	0-0
Record When Opponent has 300-Yard Passer	0-0
When BYU Scores First	4-1
When Opponent Scores First	1-4
On ESPN	0-1
On ESPNU	0-1
On VERSUS	0-2
On The Mtn	4-1
On CBS-CS	1-0



2010 COUGAR FOOTBALL TEAM NOTES

2010 BYU FOOTBALL FIRESIDES

BYU head coach Bronco Mendenhall, his wife, Holly, and members of the BYU football team will participate in an hour-long devotional prior to eight football games this season.

These devotionals will be conducted prior to all road games as well as the Washington and San Diego State home games. They are referred to as "firesides" and are intended to help players, coaches, and those who attend strengthen or gain a knowledge of our purpose here on earth.

"The firesides have been a way for us to make a very clear statement of what our priorities are, or should be," Mendenhall says. "Football is simply the vehicle we use to help others come to a knowledge of what really brings joy and happiness to our lives. Football is not the priority. Some people don't understand that. These firesides are a way for all of us to help consider our priorities through understanding the purpose of life."

2010 FIRESIDE SCHEDULE

Friday, Sept. 3 (Washington)
Pleasant Grove North Field Stake Center
2195 Canyon Road
Pleasant Grove, UT 84062

Friday, Sept. 10 (Air Force)
Colorado Springs Stake Center
155 Pine Avenue
Colorado Springs, CO 80906

Friday, Sept. 17 (Florida State)
Tallahassee Stake Center
312 Stadium Drive
Tallahassee, FL 32303

Thursday, Sept. 30 (Utah State)
Logan Utah East Stake Center
1450 E 1500 N
Logan, UT 84341

Friday, Oct. 8 (San Diego State)
Provo Wasatch (Tongan) Stake Center
1625 South Slate Canyon Drive
Provo, UT 84606

Friday, Oct. 15 (TCU)
Colleyville Texas Stake Center
500 West McDonwell School Road
Colleyville, TX 76034

Friday, Nov. 12 (Colorado State)
Fort Collins Stake Center
600 E. Swallow Road
Fort Collins, CO 80525

Friday, Nov. 26 (Utah)
Salt Lake Ensign Stake Center
135 A Street
Salt Lake City, UT 84103

CURRENTLY SERVING MISSIONS...

There are 51 members of the BYU football program currently serving two-year church missions in 16 different countries, including Argentina, Bulgaria, Chile, Democratic Republic of Congo, Costa Rica, Ghana, Guatemala, Japan, the Marshall Islands, Mexico, New Zealand, Panama, Philippines, Russia, South Africa and the United States. Members of the BYU football program who are currently serving missions cover six of the globe's seven continents and speak a total of eight different foreign languages, including Bulgarian, Japanese, Marshallese, Portuguese, Russian, Spanish and Tagalog.

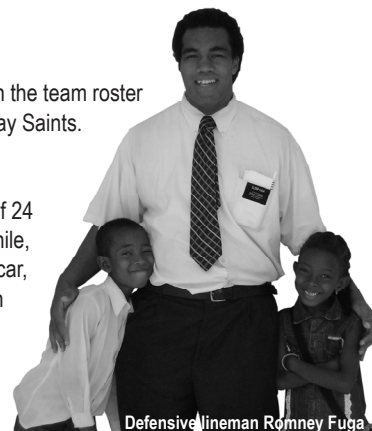
SERVED MISSIONS...

Junior defensive lineman Romney Fuga, is one of 74 players (62 percent) on the team roster who has served a church mission for The Church of Jesus Christ of Latter-day Saints. Fuga returned home from a mission to Madagascar in the summer of 2009.

Current members of the BYU football team have served missions in a total of 24 countries and one territory, including Argentina, Australia, Brazil, Canada, Chile, Colombia, Costa Rica, England, Germany, India, Jamaica, Japan, Madagascar, Mozambique, New Zealand, Philippines, Puerto Rico, Russia, Samoa, South Africa, Spain, Sweden, Taiwan, and the United States.

Current members of the BYU football team have served missions in 18 different states, including Alabama, California, Colorado, Connecticut, Florida, Maryland, Minnesota, Missouri, Nevada, New York, North Carolina, Oklahoma, Oregon, Pennsylvania, Tennessee, Texas, Virginia and Washington.

Overall, 54 current members of the BYU football team speak a total of 17 different foreign languages and dialects, including Fante, French, Haitian Creole, German, Hawaiian, Jamaican Patois, Japanese, Korean, Malagasy, Mandarin Chinese, Portuguese, Russian, Samoan, Spanish, Tagalog, Tongan and Twi.



Defensive lineman Romney Fuga

WHAT IS A MISSION?

* The Church's missionary program is one of its most recognized characteristics. Mormon missionaries can be seen on the streets of hundreds of major cities in the world as well as in thousands of smaller communities.

* The missionary effort is based on the New Testament pattern of missionaries serving in pairs, teaching the gospel and baptizing believers in the name of Jesus Christ (see, for example, the work of Peter and John in the book of Acts).

* More than 50,000 missionaries are serving missions for The Church of Jesus Christ of Latter-day Saints at any one time. Most are young people under the age of 25, serving in nearly 350 missions throughout the world.

* Missionaries can be single men between the ages of 19 and 25, single women over the age of 21 or retired couples. Missionaries work with a companion of the same gender during their mission, with the exception of couples, who work with their spouse. Single men serve missions for two years and single women serve missions for 18 months.

* Missionaries receive their assignment from Church headquarters and are sent only to countries where governments allow the Church to operate. Missionaries do not request their area of assignment and do not know beforehand whether they will be required to learn a language.

* Prior to going to their assigned area, missionaries spend a short period of time at one of 15 missionary training centers throughout the world. There they learn how to teach the gospel in an orderly and clear way and, if necessary, they begin to learn the language of the people they will be teaching. The largest training center is in Provo, Utah, with additional centers in Argentina, Brazil, Chile, Colombia, Dominican Republic, England, Ghana, Guatemala, Mexico, New Zealand, Peru, the Philippines, South Africa and Spain.

* Male missionaries are addressed with the title "Elder" and women are addressed with the title "Sister."

* A typical missionary day begins by waking at 6:30 a.m. for personal study. The day is spent proselytizing by following up on appointments, visiting homes or meeting people in the street or other public places. Missionaries end their day by 10:30 p.m.

* In some parts of the world, missionaries are sent only to serve humanitarian or other specialized missions. Those missionaries do not proselytize.

* Missionary work is voluntary. Missionaries fund their own missions — except for their transportation to and from their field of labor — and are not paid for their services.

* Contacts with family and friends during this time of service are limited to letters and occasional phone calls to family at special times. Missionaries avoid entertainment, parties or other activities common to this age-group as long as they are on their missions, so they can focus entirely on the work of serving and of teaching others the gospel of Jesus Christ.



2010 COUGAR FOOTBALL

HEAD COACH BRONCO MENDENHALL



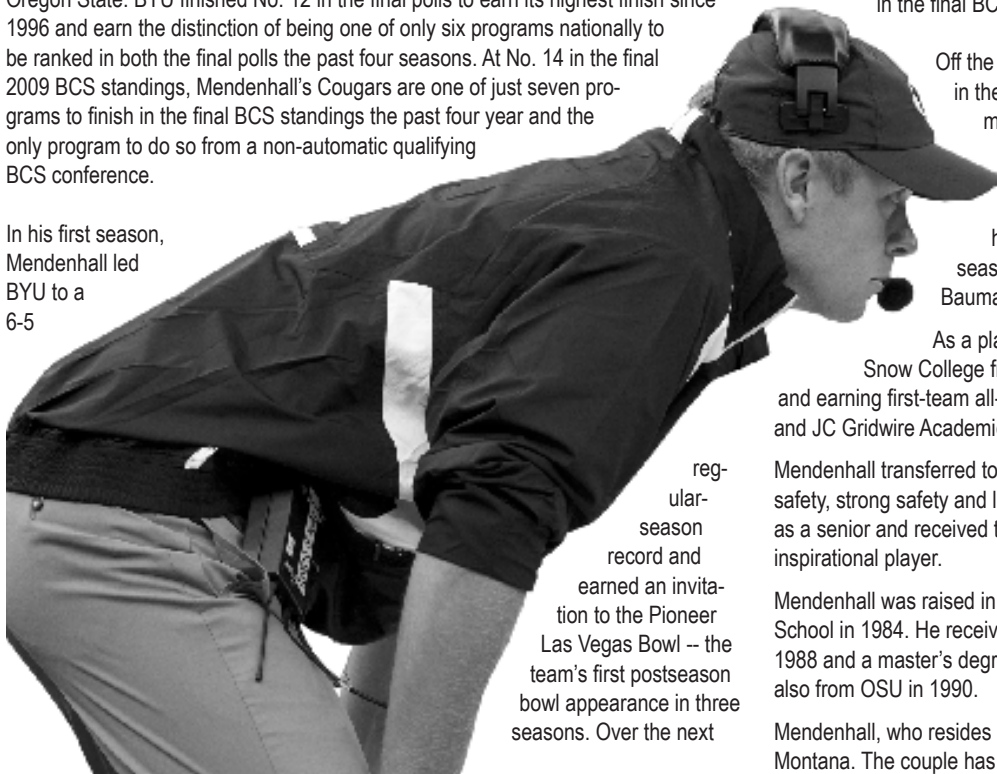
BRONCO MENDENHALL SIXTH SEASON

During his first five seasons as the head coach at Brigham Young University, Bronco Mendenhall has returned the Cougars to the ranks of the nation's top teams. Taking over a BYU program in 2005 that was coming off three losing seasons, Mendenhall has guided his teams to five straight bowl invitations, two outright Mountain West Conference championships and consistent national top-25 rankings.

Under his leadership, the Cougars earned a 49-15 record in his first five years--the best record of any first-time head coach over the past five seasons and a mark topped by only 11 coaches overall. Mendenhall's .766 winning percentage entering the season ranked No. 4 among all active FBS head coaches with at least five years of experience. Mendenhall has led BYU to bowl wins in three of the last four years while achieving a 43-9 record in that span, a ledger topped by only four other teams--Boise State, Florida, Texas and Ohio State. In doing so, the Cougars have achieved four straight seasons with 10 or more wins for the first time in school history.

While recording an 11-2 record and 7-1 league mark, Mendenhall's 2009 team went 3-1 against ranked opponents, including a 14-13 season-opening win over No. 3 Oklahoma and a 44-20 season finale Maaco Bowl Las Vegas victory over No. 16 Oregon State. BYU finished No. 12 in the final polls to earn its highest finish since 1996 and earn the distinction of being one of only six programs nationally to be ranked in both the final polls the past four seasons. At No. 14 in the final 2009 BCS standings, Mendenhall's Cougars are one of just seven programs to finish in the final BCS standings the past four year and the only program to do so from a non-automatic qualifying BCS conference.

In his first season, Mendenhall led BYU to a 6-5



regular-season record and earned an invitation to the Pioneer Las Vegas Bowl -- the team's first postseason bowl appearance in three seasons. Over the next

two seasons, he coached the Cougars to back-to-back 11-win seasons and claimed consecutive MWC titles with a combined record of 16-0 against league opponents.

In 2008, BYU posted a 10-2 regular season to achieve three straight 10-win seasons for only the third time in school history. In doing so, Mendenhall's teams became the first in Cougar history to go unbeaten at home over three consecutive seasons.

The Cougars have received five straight bowl invitations for the first time since a string of 17 consecutive bowls invitations from 1978 through 1994. Mendenhall is the only coach in BYU football history to take his first five teams to a bowl game.

Following the 2006 season, Mendenhall was named the American Football Coaches Association Region IV Coach of the Year. In addition, Mendenhall was named by the Football Writers Association of America one of nine finalists for the prestigious Eddie Robinson Coach of the Year Award.

In 2007, BYU finished the season ranked No. 17 in the final BCS standings--three places higher than the 2006 Cougars. In the final polls of the season, BYU finished ranked 14th in both the Associated Press and USA Today Coaches Poll. Defensively, BYU ranked 9th in the nation, allowing just 18.5 points per game.

In 2008, BYU earned a spot in the national polls each week of the season, including a ranking as high as No. 7. With just two regular-season blemishes on its resume with road losses at No. 6 Utah and No. 11 TCU, BYU earned a No. 16 ranking in the final BCS standings and an invitation to the 2008 Las Vegas Bowl.

Off the field, BYU has had five Academic All-American citations in the past two seasons. In 2008, only Penn State (4) placed more student-athletes on the ESPN the Magazine Academic All-America First Team. Cougar starters David Oswald (offensive tackle), Matt Bauman (linebacker) and Kellen Fowler (safety) each earned the high honor as BYU had three first-teamers for the first time during the same season. In 2009, Scott Johnson earned first-team honors and Bauman was a second-team selection.

As a player, Mendenhall was a two-year starter at cornerback for Snow College from 1984-85, winning the NJCAA National Championship and earning first-team all-conference, all-region, second-team NJCAA All-America and JC Gridwire Academic All-America honors.

Mendenhall transferred to Oregon State and was a two-year starter, playing free safety, strong safety and linebacker for the Beavers. Mendenhall was a team captain as a senior and received the Leo Gribkoff Memorial Award, given to the team's most inspirational player.

Mendenhall was raised in Alpine, Utah, and graduated from American Fork High School in 1984. He received a bachelor's degree in education from Oregon State in 1988 and a master's degree in education with an emphasis in exercise physiology also from OSU in 1990.

Mendenhall, who resides in Alpine, Utah, is married to Holly Johnston of Missoula, Montana. The couple has three sons.

Coaching Experience:

Oregon State (1989-90)
Graduate assistant; defensive line

Snow College (1991-92)
Defensive coordinator; secondary

Northern Arizona (1993-94)
Secondary (1993)
Co-defensive coordinator; secondary (1994)

Oregon State (1995-96)
Defensive line (1995)
Defensive coordinator; secondary (1996)

Louisiana Tech (1997)
Secondary

New Mexico (1998-02)
Defensive coordinator; secondary (1998-02)
Assistant head coach (2002)

Brigham Young (2003-present)
Head Coach (2005-present)
AFCA Region 5 Coach of the Year (2006)
MWC Coach of the Year (2006)
Defensive coordinator (2003-04)
BYU Cougar Club Assistant Coach of the Year (2003)



2010 COUGAR FOOTBALL COACHES NOTES

TOP TEN ALL-TIME

BYU head coach Bronco Mendenhall's 49 wins through his first five seasons as an FBS head coach ties him for 10th all-time for best career starts by wins.

Coach, Team	W	L	T	Pct.
Walter Camp, Yale, Stanford	69	2	2	.959
George Woodruff, Penn	67	5	0	.931
Bob Pruett, Marshall	58	9	0	.866
*Bob Stoops, Oklahoma	55	11	0	.833
Pete Carroll, USC	54	10	0	.844
Larry Coker, Miami (FL)	53	9	0	.855
*Mark Richt, Georgia	52	13	0	.800
Barry Switzer, Oklahoma	51	5	2	.896
John Robinson, USC	50	8	2	.850
R.C. Slocum, Texas A&M	49	12	1	.798
Lloyd Carr, Michigan	49	13	0	.790
*Bronco Mendenhall	49	15	0	.766
Frank Solich, Nebraska	49	16	0	.754

*active

Coach Mendenhall began the season as the fourth-winningest active coach by percentage with a minimum of five years at an FBS school.

Coach, Team	Yrs.	W	L	Pct.
1. Urban Meyer, Florida	9	96	18	.842
2. Bob Stoops, Oklahoma	11	117	29	.801
3. Mark Richt, Georgia	9	90	27	.769
4. Bronco Mendenhall, BYU	5	49	15	.766

UP OR DOWN

Following is a break down of the BYU coaching staff's location during the game:

In the Pressbox	Lance Reynolds (RB)
	Kelly Poppinga (OLB)
On the Field	Bronco Mendenhall (HC)
	Robert Anae (OC)
	Brandon Doman (QB)
	Mark Weber (OL)
	Patrick Higgins (STC/WR)
	Paul Tidwell (ILB)
	Steve Kaufusi (DL)
	Nick Howell (DB)

PROFESSIONAL EXPERIENCE

The BYU coaching staff has five members who have played football in the National Football League or the old USFL. Associate Head Coach Lance Reynolds was drafted by the Pittsburgh Steelers in 1978 and also played at Philadelphia. Offensive coordinator Robert Anae was drafted in the third round by the New Jersey Generals of the USFL. Quarterbacks coach Brandon Doman was drafted by the San Francisco 49ers in 2002 and also played with the Washington Redskins. Steve Kaufusi also has NFL experience. Kelly Poppinga played in the NFL in 2008, seeing time on three teams before going to Super Bowl XLIII with the Arizona Cardinals.

BEST OF THE BUNCH

Following the 2004 season, Bronco Mendenhall was one of 13 men who received their first head football coaching job at the Football Bowl Subdivision (Division I-A) level. Of those 13 coaches, Bronco Mendenhall has compiled one of the best overall records to date. Following is a list of the coaches and their current records.

HEAD COACH, SCHOOL	RECORD
Kyle Whittingham, Utah	54-19
Bronco Mendenhall, BYU	54-20
Mike Gundy, Oklahoma State	44-28
Dave Wannstedt, Pittsburgh	40-29
Bill Cubit, Western Michigan	37-33
Skip Holtz, Eastern Carolina	Resigned Jan. 14, 2010
Charlie Weis, Notre Dame	Fired Nov. 30, 2009
Mark Snyder, Marshall	Resigned on Nov. 29, 2009
Mike Sanford, UNLV	Fired on Nov. 16, 2009
Shane Montgomery, Miami (OH)	Resigned on Nov. 29, 2008
Brent Guy, Utah State	Fired on Nov. 17, 2008
Greg Robinson, Syracuse	Fired on Nov. 17, 2008
Ed Orgeron, Mississippi	Fired on Nov. 24, 2007

BYU COACHING STAFF

Head Coach/Defensive Coordinator	Bronco Mendenhall, 6th yr.
Assistant Head Coach/Running Backs	Lance Reynolds, 28th yr.
Offensive Coordinator	Robert Anae, 6th yr.
Quarterbacks	Brandon Doman, 6th yr.
Offensive Line	Mark Weber, 4th yr.
Wide Receivers/Special Teams Coordinator	Patrick Higgins, 6th yr.
Defensive Line	Steve Kaufusi, 9th yr.
Outside Linebackers	Kelly Poppinga, 2nd yr.
Inside Linebackers/Recruiting	Paul Tidwell, 10th yr.
Secondary	Nick Howell, 4th yr.
Head Strength and Conditioning	Jay Omer, 10th yr.

BYU SUPPORT STAFF

Director of Football Operations	Duane Busby
Equipment Manager	Mick Hill
Head Trainer	Kevin Morris
Assistant Trainer	Jeff Hurst
Strength & Conditioning	Justin McClure
Graduate Assistant, Defense	Shaun Nua
Graduate Assistant, Offense	Kelly Bills
Intern, Defense	Jason Walker
Orthopedic Surgeon	Dr. Kirt Kimball
Team Physician	Dr. Mitch Pratte
Video Coordinator	Lane Olson
Assistant to Head Coach	Carey Hoki
Football Secretary	Shirley Johnson
High School Relations Coordinator	Patrick Hickman
Academic Coach	Jim Hamblin
Media Relations Director	Brett Pyne
Asst. Media Relations Director	Jordan Christiansen
Special Events Director	Larry Duffin
Ticket Manager	David Miles
Director, Photo Services	Mark Philbrick



2010 COUGAR FOOTBALL

OFFENSIVE PLAYERS TO WATCH



#10 JJ DI LUIGI
JUNIOR / RUNNING BACK / 5-9 / 190

- 4th in the MWC in rushing at 74.0 ypg
- 3rd in the MWC in all-purpose yards at 117.3 ypg
- Led BYU in rushing 8 of 10 games
- Leads the team in rushing yards, receiving yards and all-purpose yards; is second in scoring and total offense
- Averaging 126 all-purpose ypg and one touchdown per game in five home games


OPPONENT	RushAtt	RushYds	TDs	Long	Rec	RecYds	TD	Long	All-Purp
Washington	13	69	0	19	4	83	1	48	152
at Air Force	7	103	1	43	3	25	0	16	163
at Florida State	18	93	0	21	3	36	0	16	129
Nevada	15	67	1	14	8	56	0	14	123
at Utah State	12	42	1	12	5	62	0	32	123
San Diego State	22	134	1	46	3	23	0	13	157
at TCU	9	11	0	7	6	37	0	11	48
Wyoming	16	82	1	14	1	-4	0	0	78
UNLV	19	80	1	20	4	44	0	21	124
at Colorado State	10	59	0	15	1	9	0	9	76
New Mexico at Utah									
TOTALS	141	740	6	46	38	371	1	48	1,173

SEASON HIGHS

Rush Attempts22 vs. San Diego State
Rushing Yards134 vs. San Diego State
Rushing TDs1 six times
Long Rush46 vs. San Diego State
Receptions8 vs. Nevada
Receiving Yards83 vs. Washington
Receiving TDs1 vs. Washington
Long Reception48 vs. Washington
All-Purpose Yards163 at Air Force

CAREER HIGHS

Rush Attempts22 vs. SDSU (2010)
Rushing Yards134 vs. SDSU (2010)
Rushing TDs2 at Tulane (2009)
Long Rush46 vs. SDSU (2010)
Receptions8 vs. Nevada (2010)
Receiving Yards94 at Wyoming (2009)
Receiving TDs2 at Wyoming (2009)
Long Reception48 vs. Wash. (2010)
All-Purpose Yards163 at Air Force (2010)



#9 JAKE HEAPS
FRESHMAN / QUARTERBACK / 6-1 / 194

- Started the last seven games
- Career-high 294 passing yards versus UNLV
- BYU freshman quarterback record-holder in passing yards, completions, attempts and wins
- Threw 4 TDs at Colorado State, including a career-long 62-yard TD pass
- 1 of 14 true freshman to start at quarterback at an FBS school this season


OPPONENT	RushAtt	RushYds	TDs	Long	Cmp-Att-Int	PassYds	TD	Long	Total Offense
Washington	1	6	0	6	13-23-0	131	0	25	137
at Air Force	0	0	0	0	2-6-1	15	0	8	15
at Florida State	6	-61	0	0	15-31-0	114	1	16	53
Nevada	3	-2	0	6	24-45-0	229	0	25	227
at Utah State	3	-2	0	13	27-54-2	270	0	32	268
San Diego State	6	4	0	7	15-22-1	126	0	23	130
at TCU	3	-21	0	0	14-30-2	91	0	13	70
Wyoming	1	-11	0	0	10-18-1	81	1	22	70
UNLV	0	0	0	0	19-31-0	294	2	42	294
at Colorado State	4	-3	0	4	15-20-0	242	4	62	239
New Mexico at Utah									
TOTALS	27	-90	0	17	154-280-7	1593	8	62	1,503

SEASON HIGHS

Pass Completions27 at Utah State
Pass Attempts54 at Utah State
Passing TDs4 at Colorado State
Passing Yards294 vs. UNLV
Long Pass62 at Colorado State
Interceptions2 at USU, at TCU
Total Offense294 vs. UNLV
Rushing Attempts6 at FSU, vs. SDSU
Rushing Yards6 vs. Washington
Long Rush13 at Utah State

CAREER HIGHS

Pass Completions27 at Utah State
Pass Attempts54 at Utah State
Passing TDs4 at Colorado State
Passing Yards294 vs. UNLV
Long Pass62 at Colorado State
Interceptions2 at USU, at TCU
Total Offense294 vs. UNLV
Rushing Attempts6 at FSU, vs. SDSU
Rushing Yards6 vs. Washington
Long Rush13 at Utah State



#33 BRYAN KARIYA
JUNIOR / RUNNING BACK / 6-0 / 218

- Led BYU with game-high and career-high 88 rushing yards in win over Wyoming
- After totaling 86 yards rushing over the first 5 games, has rushed for 339 yards in the last five games
- Has caught a pass in every game but one (Wyoming)

OPPONENT	RushAtt	RushYds	TDs	Long	Rec	RecYds	TD	Long	All-Purp
Washington	8	20	0	8	1	1	0	1	21
at Air Force	7	23	0	6	1	1	0	1	24
at Florida State	7	27	0	7	2	10	0	5	37
Nevada	4	11	0	7	2	5	0	4	16
at Utah State	4	5	1	3	2	8	0	5	13
San Diego State	22	85	2	12	2	13	0	13	98
at TCU	12	57	0	9	4	31	0	13	88
Wyoming	19	88	1	15	0	0	0	0	88
UNLV	11	46	1	13	1	14	0	14	60
at Colorado State	14	63	0	18	1	4	0	4	67
New Mexico at Utah									
TOTALS	108	425	5	18	16	87	0	14	512

SEASON HIGHS

Rush Attempts22 vs. San Diego State
Rushing Yards88 vs. Wyoming
Rushing TDs2 vs. San Diego State
Long Rush18 at Colorado State
Receptions4 at TCU
Receiving Yards31 at TCU
Receiving TDsN/A
Long Reception14 vs. UNLV
All-Purpose Yards98 vs. San Diego State

CAREER HIGHS

Rush Attempts22 vs. SDSU (2010)
Rushing Yards88 vs. Wyoming (2010)
Rushing TDs2 vs. SDSU (2010)
Long Rush18 at Colorado St. (2010)
Receptions4 two times (09, 10)
Receiving Yards76 vs. Oklahoma (2009)
Receiving TDs1 two times (2009)
Long Reception49 vs. Oklahoma (2009)
All-Purpose Yards118 vs. Oklahoma (2009)



2010 COUGAR FOOTBALL

OFFENSIVE PLAYER STATISTICS

#29 LUKE ASHWORTH

SENIOR / WIDE RECEIVER / 6-2 / 201

OPPONENT	RushAtt	RushYds	TDs	Long	Rec	RecYds	TD	Long	All-Purp
Washington	0	0	0	0	6	24	0	12	24
at Air Force	0	0	0	0	1	8	0	8	8
at Florida State	0	0	0	0	2	6	0	7	6
Nevada	0	0	0	0	2	15	0	9	15
at Utah State	0	0	0	0	0	0	0	0	0
San Diego State	0	0	0	0	0	0	0	0	0
at TCU	0	0	0	0	0	0	0	0	0
Wyoming	0	0	0	0	6	57	1	22	57
UNLV	0	0	0	0	5	83	1	42	83
at Colorado State	0	0	0	0	4	113	4	62	62
New Mexico									
at Utah									
TOTALS	0	0	0	0	26	306	6	62	255

#32 MIKE HAGUE

SOPHOMORE / RUNNING BACK / 5-10 / 220

OPPONENT	RushAtt	RushYds	TDs	Long	Rec	RecYds	TD	Long	All-Purp
Washington	0	0	0	0	0	0	0	0	0
at Air Force	0	0	0	0	0	0	0	0	0
at Florida State	0	0	0	0	1	13	0	13	13
Nevada	0	0	0	0	0	0	0	0	0
at Utah State	0	0	0	0	0	0	0	0	0
San Diego State	0	0	0	0	1	10	0	10	10
at TCU	1	3	0	3	2	14	0	10	17
Wyoming	0	0	0	0	0	0	0	0	0
UNLV	0	0	0	0	0	0	0	0	0
at Colorado State	DNP								
New Mexico									
at Utah									
TOTALS	1	3	0	3	4	37	0	13	40

#2 CODY HOFFMAN

FRESHMAN / WIDE RECEIVER / 6-4 / 205

OPPONENT	RushAtt	RushYds	TDs	Long	Rec	RecYds	TD	Long	All-Purp
Washington	0	0	0	0	1	14	0	14	14
at Air Force	0	0	0	0	3	37	0	27	37
at Florida State	0	0	0	0	5	17	1	5	17
Nevada	0	0	0	0	4	74	0	25	105
at Utah State	0	0	0	0	6	46	0	14	46
San Diego State	0	0	0	0	1	3	0	3	3
at TCU	0	0	0	0	0	0	0	0	0
Wyoming	0	0	0	0	1	7	0	7	111
UNLV	0	0	0	0	2	57	1	37	107
at Colorado State	0	0	0	0	3	42	0	22	69
New Mexico									
at Utah									
TOTALS	0	0	0	0	26	297	2	37	509

#6 MCKAY JACOBSON

JUNIOR / WIDE RECEIVER / 5-11 / 190

OPPONENT	RushAtt	RushYds	TDs	Long	Rec	RecYds	TD	Long	All-Purp
Washington	0	0	0	0	3	33	0	17	33
at Air Force	0	0	0	0	0	0	0	0	11
at Florida State	0	0	0	0	1	6	0	6	6
Nevada	0	0	0	0	4	44	0	16	124
at Utah State	0	0	0	0	8	85	0	21	127
San Diego State	0	0	0	0	4	29	0	12	42
at TCU	0	0	0	0	1	4	0	4	4
Wyoming	0	0	0	0	0	0	0	0	0
UNLV	0	0	0	0	4	70	0	36	70
at Colorado State	0	0	0	0	1	15	0	15	15
New Mexico									
at Utah									
TOTALS	0	0	0	0	26	286	0	36	432

#84 DEVIN MAHINA

FRESHMAN / TIGHT END / 6-6 / 236

OPPONENT	RushAtt	RushYds	TDs	Long	Rec	RecYds	TD	Long	All-Purp
Washington	0	0	0	0	0	0	0	0	0
at Air Force	0	0	0	0	0	0	0	0	0
at Florida State	0	0	0	0	0	0	0	0	0
Nevada	0	0	0	0	0	0	0	0	0
at Utah State	0	0	0	0	1	21	0	21	21
San Diego State	0	0	0	0	1	5	0	5	5
at TCU	0	0	0	0	1	5	0	5	5
Wyoming	0	0	0	0	0	0	0	0	0
UNLV	0	0	0	0	1	6	0	6	6
at Colorado State	0	0	0	0	1	5	0	5	5
New Mexico									
at Utah									
TOTALS	0	0	0	0	5	42	0	21	42

#80 MARCUS MATHEWS

FRESHMAN / TIGHT END / 6-5 / 200

OPPONENT	RushAtt	RushYds	TDs	Long	Rec	RecYds	TD	Long	All-Purp
Washington	0	0	0	0	1	17	0	17	17
at Air Force	0	0	0	0	0	0	0	0	0
at Florida State	DNP								
Nevada	0	0	0	0	1	18	0	18	18
at Utah State	0	0	0	0	1	32	0	32	32
San Diego State	0	0	0	0	3	43	0	23	43
at TCU	0	0	0	0	0	0	0	0	0
Wyoming	0	0	0	0	1	17	0	17	17
UNLV	0	0	0	0	1	9	0	9	9
at Colorado State	DNP								
New Mexico									
at Utah									
TOTALS	0	0	0	0	18	119	1	22	119

#82 MIKE MUEHLMANN

FRESHMAN / TIGHT END / 6-4 / 240

OPPONENT	RushAtt	RushYds	TDs	Long	Rec	RecYds	TD	Long	All-Purp
Washington	0	0	0	0	1	15	0	15	15
at Air Force	0	0	0	0	1	13	0	13	13
at Florida State	0	0	0	0	0	0	0	0	0
Nevada	0	0	0	0	0	0	0	0	0
at Utah State	0	0	0	0	0	0	0	0	0
San Diego State	0	0	0	0	1	16	0	16	16
at TCU	0	0	0	0	0	0	0	0	11
Wyoming	0	0	0	0	1	4	0	4	4
UNLV	0	0	0	0	0	0	0	0	0
at Colorado State	0	0	0	0	1	26	0	26	26
New Mexico									
at Utah									
TOTALS	0	0	0	0	5	74	0	26	85

#20 JOSHUA QUEZADA

FRESHMAN / RUNNING BACK / 5-11 / 211

OPPONENT	RushAtt	RushYds	TDs	Long	Rec	RecYds	TD	Long	All-Purp
Washington	0	0	0	0	1	9	1	9	9
at Air Force	0	0	0	0	1	4	0	4	4
at Florida State	1	9	0	9	0	0	0	0	9
Nevada	3	15	0	6	2	12	0	9	27
at Utah State	6	20	0	6	1	4	0	4	24
San Diego State	11	50	0	17	0	0	0	0	50
at TCU	2	6	0	6	0	0	0	0	6
Wyoming	14	59	0	11	0	0	0	0	59
UNLV	13	65	3	13	0	0	0	0	65
at Colorado State	7	43	0	10	0	0	0	0	43
New Mexico									
at Utah									
TOTALS	50	224	3	17	5	29	1	9	296



2010 COUGAR FOOTBALL

DEFENSIVE PLAYERS TO WATCH



#22 ANDREW RICH

SENIOR / SAFETY / 6-3 / 217

- 3rd in the MWC and 44th nationally at 8.9 tackles per game
- 2nd in the MWC and 45th nationally at 5.1 solo tackles per game
- 4 games with 10 or more tackles, including two 14-tackle games
- 3 forced fumbles as a big hitter in the backfield
- MWC Defensive Player of the Week after efforts at Colorado State

OPPONENT	UA	A	TOT	TFL/YDS	SKS/YDS	FF	FR/YDS	INT/YDS	QBH	BRUP
Washington	6	3	9	0.0-0	0.0-0	0	0-0	0-0	0	0
at Air Force	9	5	14	2.0-7	0.0-0	1	0-0	0-0	0	0
at Florida State	6	4	10	0.0-0	0.0-0	1	0-0	0-0	0	0
Nevada	9	5	14	0.0-0	0.0-0	0	1-0	0-0	0	1
at Utah State	1	5	6	0.0-0	0.0-0	0	0-0	0-0	0	0
San Diego State	2	4	6	1.0-5	0.0-0	0	0-0	0-0	0	1
at TCU	10	3	13	1.5-5	0.0-0	0	0-0	0-0	0	0
Wyoming	3	1	4	0.0-0	0.0-0	0	0-0	0-0	0	3
UNLV	2	2	4	0.0-0	0.0-0	0	0-0	0-0	0	0
at Colorado State	3	6	9	0.5-1	0.0-0	1	0-0	1-3	0	0
New Mexico										
at Utah										
TOTALS	51	38	89	5.0-18	0.0-0	3	1-0	1-3	0	5

SEASON HIGHS

Solo Tackles	10 at TCU
Assisted Tackles	6 at Colorado State
Total Tackles	14 at AFA, vs. Nevada
Tackles-for-loss	2.0 at Air Force
Sacks	N/A
Fumbles Forced	1 at AFA, at FSU, at CSU
Fumbles Recovered	1 vs. Nevada
Interceptions	1 at Colorado State
Quarterback Hurries	N/A
Pass Breakups	3 vs. Wyoming

CAREER HIGHS

Solo Tackles	10 at TCU (2010)
Assisted Tackles	8 TCU (2009)
Total Tackles	14 at AFA, vs. Nev (2010)
Tackles-for-loss	2.0 at Air Force (2010)
Sacks	1 at New Mexico (2009)
Fumbles Forced	2 vs. Oklahoma (2009)
Fumbles Recovered	1 three times
Interceptions	2 vs. Air Force (2009)
Quarterback Hurries	N/A
Pass Breakups	3 vs. Wyoming (2010)



#51 SHANE HUNTER

SENIOR / LINEBACKER / 5-10 / 232

- 2nd on the team with 63 tackles
- Has 1 interception and 5 pass breakups
- Has 2 double-digit tackle games this year
- Led team with 6 tackles vs. Wyoming
- First year as a starter

OPPONENT	UA	A	TOT	TFL/YDS	SKS/YDS	FF	FR/YDS	INT/YDS	QBH	BRUP
Washington	5	4	9	0.5-1	0.0-0	0	0-0	0-0	0	0
at Air Force	5	5	10	0.0-0	0.0-0	0	0-0	1-0	0	0
at Florida State	4	0	4	0.0-0	0.0-0	0	1-0	0-0	0	1
Nevada	3	4	7	0.0-0	0.0-0	0	0-0	0-0	0	0
at Utah State	3	10	13	0.0-0	0.0-0	0	0-0	0-0	0	0
San Diego State	0	1	1	0.0-0	0.0-0	0	0-0	0-0	0	1
at TCU	3	3	6	1.5-4	0.0-0	0	0-0	0-0	0	1
Wyoming	3	3	6	0.5-1	0.0-0	0	0-0	0-0	0	1
UNLV	2	3	5	0.5-1	0.0-0	0	0-0	0-0	0	1
at Colorado State	1	1	2	0.0-0	0.0-0	0	0-0	0-0	1	0
New Mexico										
at Utah										
TOTALS	29	33	63	3.0-7	0.0-0	0	1-0	1-0	1	5

SEASON HIGHS

Solo Tackles	5 vs. Washington, at AFA
Assisted Tackles	10 at Utah State
Total Tackles	13 at Utah State
Tackles-for-loss	1.5 at TCU
Sacks	N/A
Fumbles Forced	N/A
Fumbles Recovered	1 at Florida State
Interceptions	1 at Air Force
Quarterback Hurries	1 at Colorado State
Pass Breakups	1 five times

CAREER HIGHS

Solo Tackles	5 vs. Wash, at AFA (2010)
Assisted Tackles	10 at Utah State (2010)
Total Tackles	13 at Utah State (2010)
Tackles-for-loss	1.5 at TCU (2010)
Sacks	N/A
Fumbles Forced	1 UNLV (2009)
Fumbles Recovered	1 two times
Interceptions	1 at Air Force (2010)
Quarterback Hurries	1 at Colorado State (2010)
Pass Breakups	1 four times



#37 VIC SO'OTO

SENIOR / DEFENSIVE LINEMAN / 6-3 / 261

- Had career-best 4 tackles-for-loss with 1 sack and 2 QB hurries vs. Wyoming
- Averages almost 1 TFL per game
- Career-high 11 tackles at Air Force
- 4 solo tackles vs. Wyoming tied career high

OPPONENT	UA	A	TOT	TFL/YDS	SKS/YDS	FF	FR/YDS	INT/YDS	QBH	BRUP
Washington	1	2	3	0.0-0	0.0-0	0	0-0	0-0	1	0
at Air Force	3	8	11	1.0-5	1.0-5	0	0-0	0-0	0	0
at Florida State	0	1	1	0.5-2	0.0-0	0	0-0	0-0	0	1
Nevada	2	2	4	0.0-0	0.0-0	0	0-0	1-14	1	0
at Utah State	0	2	2	0.5-1	0.0-0	0	0-0	0-0	0	0
San Diego State	0	1	1	0.0-0	0.0-0	0	0-0	0-0	1	0
at TCU	4	1	5	2.0-7	1.0-5	0	0-0	0-0	0	0
Wyoming	4	1	5	4.0-17	1.0-4	1	0-0	0-0	2	0
UNLV	0	1	1	0.0-0	0.0-0	0	0-0	0-0	1	0
at Colorado State	1	2	3	1.0-5	1.0-5	0	0-0	0-0	0	0
New Mexico										
at Utah										
TOTALS	15	21	36	9.0-37	4.0-19	1	0-0	1-14	6	1

SEASON HIGHS

Solo Tackles	4 at TCU, vs. Wyoming
Assisted Tackles	8 at Air Force
Total Tackles	11 at Air Force
Tackles-for-loss	4.0 vs. Wyoming
Sacks	1.0 four times
Fumbles Forced	1 vs. Wyoming
Fumbles Recovered	N/A
Interceptions	1 vs. Nevada
Quarterback Hurries	2 vs. Wyoming
Pass Breakups	1 at Florida State

CAREER HIGHS

Solo Tackles	4 at TCU, vs. Wyo (2010)
Assisted Tackles	8 at Air Force (2010)
Total Tackles	11 at Air Force (2010)
Tackles-for-loss	4.0 vs. Wyoming (2010)
Sacks	1.0 eight times
Fumbles Forced	1 UNI (2008), Wyo (2010)
Fumbles Recovered	N/A
Interceptions	1 vs. Nevada (2010)
Quarterback Hurries	2 vs. Wyoming (2010)
Pass Breakups	1 at Florida State (2010)



2010 COUGAR FOOTBALL

DEFENSIVE PLAYER STATISTICS

#5 BRANDON BRADLEY

SENIOR / DEFENSIVE BACK / 6-0 / 193

OPPONENT	UA	A	TOT	TFL/YDS	SKS/YDS	FF	FR/YDS	INT/YDS	QBH	BRUP
Washington	3	3	6	0.0-0	0.0-0	0	0-0	0-0	0	0
at Air Force	1	2	3	0.0-0	0.0-0	0	0-0	0-0	0	1
at Florida State	2	0	2	0.0-0	0.0-0	0	0-0	0-0	0	0
Nevada	3	1	4	0.0-0	0.0-0	0	0-0	0-0	0	0
at Utah State	1	2	3	0.0-0	0.0-0	0	0-0	0-0	0	0
San Diego State	4	1	5	1.0-5	0.0-0	0	0-0	0-0	1	0
at TCU	4	1	5	1.0-4	0.0-0	0	0-0	0-0	0	0
Wyoming	1	1	2	0.0-0	0.0-0	0	0-0	0-0	0	1
UNLV	1	0	1	0.0-0	0.0-0	0	0-0	0-0	0	1
at Colorado State	1	0	1	0.0-0	0.0-0	0	0-0	0-0	0	1
New Mexico										
at Utah										
TOTALS	21	11	32	2.0-9	0.0-0	0	0-0	0-0	1	3

#34 AUSTEN JORGENSEN

SOPHOMORE / LINEBACKER / 6-2 / 235

OPPONENT	UA	A	TOT	TFL/YDS	SKS/YDS	FF	FR/YDS	INT/YDS	QBH	BRUP
Washington	1	1	2	0.0-0	0.0-0	0	0-0	0-0	0	0
at Air Force	1	6	7	0.0-0	0.0-0	0	0-0	0-0	0	0
at Florida State	7	0	7	0.0-0	0.0-0	0	0-0	0-0	0	0
Nevada	2	5	7	0.0-0	0.0-0	0	0-0	0-0	0	0
at Utah State	0	4	4	0.0-0	0.0-0	0	0-0	0-0	0	0
San Diego State	1	0	1	0.0-0	0.0-0	0	0-0	0-0	0	0
at TCU	1	0	1	0.0-0	0.0-0	0	0-0	0-0	0	0
Wyoming	3	0	3	0.0-0	0.0-0	0	0-0	0-0	0	0
UNLV	3	0	3	1.0-2	1.0-2	0	0-0	0-0	0	0
at Colorado State	3	1	4	1.0-6	0.0-0	0	0-0	0-0	0	0
New Mexico										
at Utah										
TOTALS	22	17	39	2.0-8	1.0-2	0	0-0	0-0	0	0

#7 BRIAN LOGAN

SENIOR / DEFENSIVE BACK / 5-6 / 185

OPPONENT	UA	A	TOT	TFL/YDS	SKS/YDS	FF	FR/YDS	INT/YDS	QBH	BRUP
Washington	1	0	1	0.0-0	0.0-0	0	0-0	0-0	0	3
at Air Force	2	3	5	0.0-0	0.0-0	0	0-0	0-0	0	0
at Florida State	2	2	4	0.0-0	0.0-0	0	0-0	0-0	0	0
Nevada	6	0	6	0.0-0	0.0-0	0	0-0	0-0	0	0
at Utah State	3	2	5	0.0-0	0.0-0	0	0-0	0-0	0	0
San Diego State	8	0	8	0.0-0	0.0-0	0	0-0	0-0	0	0
at TCU	3	1	4	0.0-0	0.0-0	0	0-0	0-0	0	1
Wyoming	2	0	2	1.0-4	0.0-0	0	0-0	0-0	0	1
UNLV	1	0	1	0.0-0	0.0-0	0	0-0	1-0	0	0
at Colorado State	3	0	3	0.0-0	0.0-0	0	0-0	1-1	0	1
New Mexico										
at Utah										
TOTALS	31	8	39	1.0-4	0.0-0	0	0-0	2-1	0	6

#44 BRANDON OGLETREE

SOPHOMORE / LINEBACKER / 5-11 / 225

OPPONENT	UA	A	TOT	TFL/YDS	SKS/YDS	FF	FR/YDS	INT/YDS	QBH	BRUP
Washington	3	3	6	0.0-0	0.0-0	0	0-0	0-0	0	0
at Air Force	1	1	2	0.0-0	0.0-0	0	0-0	0-0	0	0
at Florida State	DNP									
Nevada	DNP									
at Utah State	4	4	8	0.0-0	0.0-0	0	0-0	0-0	0	0
San Diego State	0	1	1	0.0-0	0.0-0	0	0-0	1-11	0	1
at TCU	2	3	5	0.0-0	0.0-0	0	0-0	0-0	0	1
Wyoming	4	0	4	2.0-2	0.0-0	0	1-0	0-0	1	1
UNLV	1	1	2	0.5-4	0.0-0	0	0-0	0-0	0	0
at Colorado State	4	4	8	2.5-8	0.5-2	1	0-0	0-0	0	0
New Mexico										
at Utah										
TOTALS	19	17	36	5.0-14	0.5-2	1	1-0	1-11	1	3

#1 JORDAN PENDLETON

JUNIOR / LINEBACKER / 6-3 / 239

OPPONENT	UA	A	TOT	TFL/YDS	SKS/YDS	FF	FR/YDS	INT/YDS	QBH	BRUP
Washington	2	6	8	1.5-4	0.5-2	0	0-0	0-0	0	0
at Air Force	1	4	5	0.0-0	0.0-0	0	0-0	0-0	0	0
at Florida State	9	3	12	1.5-10	1.5-10	1	0-0	0-0	0	1
Nevada	3	3	6	0.0-0	0.0-0	0	0-0	0-0	1	0
at Utah State	2	5	7	0.5-2	0.0-0	0	0-0	0-0	0	0
San Diego State	DNP									
at TCU	DNP									
Wyoming	DNP									
UNLV	0	0	0	0.0-0	0.0-0	0	0-0	0-0	0	0
at Colorado State	DNP									
New Mexico										
at Utah										
TOTALS	17	21	38	3.5-16	2.0-12	1	0-0	0-0	1	1

#23 TRAVIS UALE

JUNIOR / SAFETY / 6-2 / 197

OPPONENT	UA	A	TOT	TFL/YDS	SKS/YDS	FF	FR/YDS	INT/YDS	QBH	BRUP
Washington	DNP									
at Air Force	2	1	3	0.0-0	0.0-0	0	0-0	0-0	0	0
at Florida State	1	0	1	0.0-0	0.0-0	0	0-0	0-0	0	0
Nevada	2	3	5	0.0-0	0.0-0	0	0-0	0-0	0	0
at Utah State	5	5	10	0.0-0	0.0-0	0	0-0	0-0	0	0
San Diego State	0	1	1	0.0-0	0.0-0	0	0-0	0-0	0	0
at TCU	2	0	2	0.0-0	0.0-0	0	0-0	0-0	0	0
Wyoming	3	0	3	0.0-0	0.0-0	0	0-0	0-0	0	0
UNLV	2	1	3	0.0-0	0.0-0	0	0-0	0-0	0	0
at Colorado State	5	1	6	0.0-0	0.0-0	0	1-0	0-0	0	0
New Mexico										
at Utah										
TOTALS	22	12	34	0.0-0	0.0-0	0	1-0	0-0	0	0

#45 KYLE VAN NOY

FRESHMAN / LINEBACKER / 6-3 / 219

OPPONENT	UA	A	TOT	TFL/YD	SSKS/YDS	FF	FR/YDS	INT/YDS	QBH	BRUP
Washington	0	0	0	0.0-0	0.0-0	0	0-0	0-0	0	0
at Air Force	0	0	0	0.0-0	0.0-0	0	0-0	0-0	0	0
at Florida State	0	0	0	0.0-0	0.0-0	0	0-0	0-0	0	0
Nevada	0	0	0	0.0-0	0.0-0	0	0-0	0-0	0	0
at Utah State	4	3	7	1.0-3	0.0-0	1	0-0	0-0	0	0
San Diego State	5	0	5	1.0-9	1.0-9	0	0-0	0-0	0	0
at TCU	2	1	3	1.0-8	0.0-0	1	0-0	0-0	0	0
Wyoming	2	2	4	1.0-2	0.0-0	0	0-0	0-0	0	0
UNLV	0	1	1	0.0-0	0.0-0	0	0-0	0-0	0	0
at Colorado State	2	1	3	0.0-0	0.0-0	0	1-44	0-0	0	1
New Mexico										
at Utah										
TOTALS	15	8	23	4.0-22	1.0-9	2	1-44	0-0	0	1

#49 JADON WAGNER

JUNIOR / LINEBACKER / 6-4 / 246

OPPONENT	UA	A	TOT	TFL/YD	SSKS/YDS	FF	FR/YDS	INT/YDS	QBH	BRUP
Washington	DNP									
at Air Force	0	0	0	0.0-0	0.0-0	0	0-0	0-0	0	0
at Florida State	0	0	0	0.0-0	0.0-0	0	0-0	0-0	0	0
Nevada	0	0	0	0.0-0	0.0-0	0	0-0	0-0	0	0
at Utah State	6	4	10	2.0-10	0.0-0	0	0-0	0-0	0	0
San Diego State	0	2	2	0.0-0	0.0-0	0	0-0	0-0	0	0
at TCU	4	3	7	0.0-0	0.0-0	0	0-0	0-0	0	1
Wyoming	1	2	3	1.5-6	1.0-5	0	0-0	0-0	0	0
UNLV	2	0	2	1.0-6	0.0-0	0	0-0	0-0	0	0
at Colorado State	1	4	5	0.5-1	0.0-0	0	0-0	0-0	0	0
New Mexico										
at Utah										
TOTALS	14	15	29	5.0-23	1.0-5	0	0-0	0-0	0	1



2010 COUGAR FOOTBALL

NUMERICAL ROSTER/PRONUNCIATION GUIDE

NO.	PLAYER	POS.	HT.	WT.	YR.	HOMETOWN/LAST SCHOOL
1	Pendleton, Jordan	LB	6-3	239	Jr.	South Jordan, UT / Bingham HS
2	Hoffman, Cody	WR	6-4	205	Fr.	Crescent City, CA / Del Norte HS
3	Lark, James	QB	6-2	202	So.	St. George, UT / Pine View HS
4	Chambers, O'Neill	WR	6-2	211	Jr.	Harmony, FL / Harmony HS
5	Bradley, Brandon	DB	6-0	193	Sr.	Tallahassee, FL / Lincoln HS
6	Jacobson, McKay	WR	5-11	190	Jr.	Southlake, TX / Southlake Carroll HS
7	Logan, Brian	DB	5-6	185	Sr.	Fremont, CA / Foothill College
9	Heaps, Jake	QB	6-1	194	Fr.	Issaquah, WA / Skyline HS
10	Di Luigi, JJ	RB	5-9	190	Jr.	Canyon Country, CA / Canyon HS
11	Johnson, Jordan	DB	5-10	175	Fr.	Springfield, MA / Brooks School
11	Apo, Ross	WR	6-3	202	Fr.	Arlington, TX / The Oakridge School
12	Munns, Jason	QB	6-5	254	Fr.	Kennewick, WA / Southridge HS
13	Nelson, Riley	QB	6-0	201	Jr.	Logan, UT / Utah State
15	Mees, Carter	DB	6-0	195	So.	St. George, UT / Pine View HS
15	Everett, DeQuan	DB	6-3	200	Jr.	Long Beach, CA / Cerritos JC
15	Doman, DJ	WR	6-0	186	Fr.	Pleasant Grove, UT / Pleasant Grove HS
16	Falslev, JD	WR	5-8	175	Fr.	Logan, UT / Sky View HS
17	Jaussi, Landon	DB	6-5	218	Sr.	Wylie, TX / Southern Virginia
18	Wilson, Richard	TE	6-2	233	Fr.	Spanish Fork, UT / Spanish Fork HS
18	Galea'i, Jay	DB	6-0	179	Fr.	Laie, HI / Kahuku HS
19	Marshall, Matt	WR	5-10	172	Jr.	Salt Lake City, UT / Skyline HS
20	Quezada, Joshua	RB	5-11	211	Fr.	La Habra, CA / La Habra HS
21	Tollestrup, Dalin	DB	6-1	175	So.	Raymond, Alberta / U. of Calgary
22	Rich, Andrew	DB	6-3	217	Sr.	Ogden, UT / Snow JC
23	Uale, Travis	DB	6-2	197	Jr.	Hawaii Kai, HI / Kamehameha HS
24	Thomas, Steven	DB	5-11	172	Jr.	Chino Hills, CA / Chino Hills HS
25	Eason, Corby	DB	5-8	172	Jr.	Columbus, GA / Erie CC
26	Buckner, Robbie	DB	5-10	176	So.	Ashdown, AR / Ashdown HS
27	Foote, David	RB	5-11	208	So.	Washington, UT / Pine View HS
28	Phillips, Drew	RB	5-11	168	Fr.	Boaz, AL / Boaz HS
28	Gaines, Kori	DB	5-8	162	Fr.	Loganville, GA / Grayson HS
29	Ashworth, Luke	WR	6-2	201	Sr.	Provo, UT / Timpview HS
30	Mendenhall, Zeke	LB	5-11	212	Jr.	Alpine, UT / Lone Peak HS
31	Moore, AJ	RB	5-9	200	Fr.	Murrieta, CA / Murrieta Valley HS
31	Leung-Wai, Aveni	LB	6-1	238	Jr.	Aiea, HI / Grossmont JC
32	Herrmann, Cole	LB	6-0	186	Fr.	Draper, UT / Alta HS
32	Hague, Mike	RB	5-10	220	So.	Salt Lake City, UT / Brighton HS
33	Kariya, Bryan	RB	6-0	218	Jr.	Kaysville, UT / Davis HS
34	Jorgensen, Austen	LB	6-2	235	So.	Mt. Pleasant, UT / North Sanpete HS
35	Mendenhall, Zed	RB	5-11	239	So.	Alpine, UT / Lone Peak HS
36	Fua, Alani	LB	6-5	195	Fr.	Northridge, CA / Oaks Christian HS
36	Folsom, Ryan	RB	5-10	194	Fr.	Medford, OR / North Medford HS
37	So'oto, Vic	DL	6-3	261	Sr.	Carlsbad, CA / Carlsbad HS
38	Payne, Mitch	K	6-2	213	Sr.	North Ogden, UT / Weber HS
39	Brown, Algernon	RB	6-0	234	Fr.	Magna, UT / Skyline HS
41	Putnam, Matt	DL	6-6	271	Jr.	Brigham City, UT / Box Elder HS
42	Van Valkenburg, A.J.	LB	6-0	209	Sr.	South Jordan, UT / Snow JC
43	Fowler, Landon	DB	5-10	178	So.	Kaysville, UT / Davis HS
43	Atkinson, Jordan	LB	6-3	230	Sr.	Martinez, CA / Diablo Valley JC
44	Ogletree, Brandon	LB	5-11	225	So.	McKinney, TX / McKinney HS
45	Van Noy, Kyle	LB	6-3	219	Fr.	Reno, NV / McQueen HS
46	Kaveinga, Uona	LB	5-11	255	Jr.	Hawthorne, CA / USC
47	Stout, Zac	LB	6-1	229	Fr.	Moorpark, CA / Oaks Christian HS
48	Frazier, Jameson	LB	6-2	225	Jr.	Draper, UT / Alta HS
49	Wagner, Jadon	LB	6-4	246	Jr.	Lethbridge, Alberta / LCI
50	Keoshian, Collin	LB	6-1	245	Fr.	Santa Clarita, CA / Santa Clara Christian
50	Freeman, Ryan	OL	6-2	272	Jr.	Orem, UT / Orem HS
51	Tushaus, Blair	OL	6-2	275	Fr.	Scottsdale, AZ / Notre Dame Prep
51	Hunter, Shane	LB	5-10	232	Sr.	Idaho Falls, ID / Snow College
52	Steele, Tom	LB	6-0	201	Fr.	Orem, UT / Orem HS
54	Santos, Matt	LB	6-3	215	Fr.	Montgomery, NY / Pine Bush HS
55	Manumaleuna, Eathyn	DL	6-2	295	So.	Anchorage, AK / Timpview HS
56	Hess, Connell	LB	6-0	224	So.	Boise, ID / Capital HS
57	Tautu, Sae	LB	6-3	224	Fr.	Alpine, UT / Lone Peak HS
58	Welsh, Peter	LB	5-11	205	Fr.	Bakersfield, CA / Bakersfield HS
60	Brown, Terence	OL	6-4	330	Jr.	Summerville, SC / Summerville HS
62	Thorson, Marco	OL	6-3	327	Jr.	Ramona, CA / Ramona HS
63	Mulitalo, Manu	OL	6-2	330	Fr.	West Valley City, UT / Granger HS
65	Jones, Cole	OL	6-5	280	Fr.	Centerville, UT / Viewmont HS
66	Jensen, Matt	OL	6-6	231	Fr.	Canadensis, PA / Viewmont HS
67	Lawlor, Quinn	OL	6-4	262	Fr.	Orem, UT / Orem HS
68	Nielsen, Austin	OL	6-0	253	So.	Glendale, AZ / Sandra Day O'Conner HS
70	Reynolds, Matt	OL	6-6	322	Jr.	Provo, UT / Timpview HS
71	Kahaiaili, Walter	OL	6-3	334	So.	Lahaina, HI / Kamehameha-Maui HS
72	Alletto, Nick	OL	6-6	325	Sr.	Parker, CO / Ponderosa HS
73	Speredon, Jason	OL	6-5	308	Sr.	West Valley City, UT / Granger HS
74	Black, Jordan	OL	6-6	298	Fr.	Draper, UT / Alta HS
74	Ansah, Ezekiel	DL	6-6	254	So.	Accra, Ghana / Presbyterian Boys
75	Brown, Braden	OL	6-6	300	So.	Salt Lake City, UT / Highland HS
76	Marquardt, Josh	DL	6-1	248	So.	Vista, CA / Palomar CC
76	Hansen, Braden	OL	6-6	310	So.	Sandy, UT / Alta HS
77	Eskelsen, Garrett	DE	6-2	233	So.	Ballwin, MO / Parkway West HS
78	Reynolds, Houston	OL	6-2	308	Fr.	Provo, UT / Timpview HS
79	Bryson, Thomas	DL	6-5	235	Fr.	Layton, UT / Layton HS
80	Mathews, Marcus	TE	6-5	200	Fr.	Beaverton, OR / Southridge HS
82	Muehlmann, Mike	TE	6-4	240	Fr.	American Fork, UT / American Fork HS
83	Hafoka, Spencer	WR	6-0	200	Jr.	Kahuku, HI / Kahuku HS
84	Mahina, Devin	TE	6-6	236	Fr.	Upland, CA / Upland HS
85	Sampson, Bryan	TE	6-3	221	Fr.	Pleasant Grove, UT / Pleasant Grove HS
85	Cutler, Dallin	WR	5-9	175	Fr.	Draper, UT / Alta HS
86	Peterson, BJ	WR	6-3	210	Sr.	Salt Lake City, UT / Brighton HS
87	Brown, Rhen	WR	5-10	180	So.	Summerville, SC / Lone Peak HS
88	Holt, Austin	TE	6-4	245	Fr.	South Jordan, UT / Bingham HS
89	Edwards, Matthew	TE	6-3	225	Jr.	Salt Lake City, UT / Woods Cross HS
90	Peterson, Matt	DL	6-5	260	Fr.	Bluffdale, UT / Riverton HS
91	Fabuluje, Tayo	DL	6-7	317	Fr.	Euless, TX / The Oakridge School
92	Rowley, Graham	DL	6-4	261	Fr.	Waiialua, HI / Waiialua HS
93	Vea, Simote	DL	5-11	243	Jr.	Hau'ula, HI / BYU-Hawaii
94	Richardson, Jordan	DL	6-3	271	So.	Idaho Falls, ID / Bonneville HS
95	Kaluhiokalani, Kalama	DL	5-10	266	So.	Kaneohe, HI / Kamehameha HS
96	Hornung, Reed	DS	6-2	250	So.	Anoka, MN / Snow College
97	Tuiloma, Travis	DL	6-2	316	Fr.	Topeka, KS / Washburn Rural HS
98	Fuga, Romney	DL	6-2	307	Jr.	Huntington Beach, CA / Edison HS
99	Stephenson, Riley	K/P	6-0	203	So.	St. George, UT / Pine View HS

PRONUNCIATION GUIDE

Name	Pronunciation
Ross Apo	App-oh
Algernon Brown	al-JUR-non
J.J. Di Luigi	dee-loo-EE-jee
DeQuan Everett	De-Kwan
Tayo Fabuluje	Tay-oh Fab-ah-loo-jay
J.D. Falslev	Falls-lehv
Alani Fua	Ah-lah-nee Foo-ah
Romney Fuga	foo-gah
Jay Galea'i	Dray Nah-lee-eye
Spencer Hafoka	hah-foe-kah
Mike Hague	hay-gh
Landon Jaussi	yow-see
Walter Kahaiaili	Kah-high-ah-lee-ee
Kalama Kaluhiokalani	Kah-lah-mah Kah-loo-he-oh-kah-lah-nee
Bryan Kariya	Kah-ree-yah
Uona Kaveinga	Whoa-na Kah-vayn-ga
Collin Keoshian	Key-OH-she-un
Aveni Leung-Wai	a-ven-ee Lang-why
Devin Mahina	Mah-HEE-nah
Eathyn Manumaleuna	E-thyn Mah-noo-mah-lay-oo-nah
Manu Mulitalo	Mah-noo Moo-lee-tah-low
Joshua Quezada	KAY-zah-dah
Vic So'oto	soh-OH-toe
Jason Speredon	Spear-eh-done
Sai Tautu	Sigh Taw-too
Travis Tuiloma	Too-EE-low-mah
Blair Tushaus	Tuss-house
Travis Uale	oo-ah-leh
Simote Vea	See-mo-tay Vay-ah



2010 COUGAR FOOTBALL

DEPTH CHART

OFFENSE

POS	NO.	NAME	HT.	WT.	YR.	HOMETOWN/LAST SCHOOL
WR	2	Cody Hoffman	6-4	205	Fr.	Crescent City, CA / Del Norte HS
	83	Spencer Hafoka	6-0	200	Jr.	Kahuku, HI / Kahuku HS
WR	6	McKay Jacobson	5-11	190	Jr.	Southlake, TX / Southlake Carroll HS
	29	Luke Ashworth	6-2	201	Sr.	Provo, UT / Timpview HS
TE	84	Devin Mahina	6-6	236	Fr.	Upland, CA / Upland HS
	-or- 82	Mike Muehlmann	6-4	240	Fr.	American Fork, UT / American Fork HS
LT	70	Matt Reynolds	6-6	322	Jr.	Provo, UT / Timpview HS
	71	Walter Kahaialii	6-3	334	So.	Lahaina, HI / Kamehameha-Maui HS
LG	76	Braden Hansen	6-6	310	So.	Sandy, UT / Alta HS
	72	Nick Alletto	6-6	325	Sr.	Parker, CO / Ponderosa HS
C	60	Terence Brown	6-4	330	Jr.	Summerville, SC / Summerville HS
	78	Houston Reynolds	6-2	308	Fr.	Provo, UT / Timpview HS
RG	73	Jason Speredon	6-5	308	Sr.	West Valley City, UT / Granger HS
	72	Nick Alletto	6-6	325	Sr.	Parker, CO / Ponderosa HS
RT	75	Braden Brown	6-6	300	So.	Salt Lake City, UT / Highland HS
	71	Walter Kahaialii	6-3	334	So.	Lahaina, HI / Kamehameha-Maui HS
QB	9	Jake Heaps	6-1	194	Fr.	Issaquah, WA / Skyline HS
	3	James Lark	6-2	202	So.	St. George, UT / Pine View HS
RB	33	Bryan Kariya	6-0	218	Jr.	Kaysville, UT / Davis HS
	35	Zed Mendenhall	5-11	239	So.	Alpine, UT / Lone Peak HS
TB	10	JJ Di Luigi	5-9	190	Jr.	Canyon Country, CA / Canyon HS
	20	Joshua Quezada	5-11	211	Fr.	La Habra, CA / La Habra HS

DEFENSE

POS	NO.	NAME	HT.	WT.	YR.	HOMETOWN/LAST SCHOOL
LE	41	Matt Putnam	6-6	271	Jr.	Brigham City, UT / Box Elder HS
	92	Graham Rowley	6-4	261	Fr.	Waialua, HI / Waialua HS
NT	55	Eathyn Manumaleuna	6-2	295	So.	Anchorage, AK / Timpview HS
	93	Simote Vea	5-11	243	Jr.	Hau'ula, HI / BYU-Hawaii
RE	37	Vic So'oto	6-3	261	Sr.	Carlsbad, CA / Carlsbad HS
	79	Thomas Bryson	6-5	235	Fr.	Layton, UT / Layton HS
SLB	48	Jameson Frazier	6-2	225	Jr.	Draper, UT / Alta HS
	30	Zeke Mendenhall	5-11	212	Jr.	Alpine, UT / Lone Peak HS
MLB	51	Shane Hunter	5-10	232	Sr.	Idaho Falls, ID / Snow College
	47	Zac Stout	6-1	229	Fr.	Westlake Village, CA / Oaks Christian
BLB	44	Brandon Ogletree	5-11	225	So.	McKinney, TX / McKinney HS
	34	Austen Jorgensen	6-2	235	So.	Mt. Pleasant, UT / North Sanpete HS
WLB	49	Jadon Wagner	6-4	246	Jr.	Lethbridge, Alberta / LCI
	-or- 45	Kyle Van Noy	6-3	219	Fr.	Reno, NV / McQueen HS
FC	7	Brian Logan	5-6	185	Sr.	Fremont, CA / Foothill College
	26	Robbie Buckner	5-10	176	So.	Ashdown, AR / Ashdown HS
BC	5	Brandon Bradley	6-0	193	Sr.	Tallahassee, FL / Lincoln HS
	25	Corby Eason	5-8	172	Jr.	Columbus, GA / Erie CC
KAT	22	Andrew Rich	6-3	217	Sr.	Ogden, UT / Snow JC
	18	Jray Galea'i	6-0	179	Fr.	Laie, HI / Kahuku HS
FS	23	Travis Uale	6-2	197	Jr.	Hawaii Kai, HI / Kamehameha HS
	17	Landon Jaussi	6-5	218	Sr.	Wylie, TX / Southern Virginia

SPECIAL TEAMS

POS	NO.	NAME	HT.	WT.	YR.	HOMETOWN/LAST SCHOOL
K	38	Mitch Payne	6-2	213	Sr.	North Ogden, UT / Weber HS
	99	Riley Stephenson	6-0	203	So.	St. George, UT / Pine View HS
P	99	Riley Stephenson	6-0	203	So.	St. George, UT / Pine View HS
DS	96	Reed Hornung	6-2	250	So.	Anoka, MN / Snow College
H	19	Matt Marshall	5-10	172	Jr.	Salt Lake City, UT / Skyline HS
KR	16	JD Falslev	5-8	175	Fr.	Logan, UT / Sky View HS
	2	Cody Hoffman	6-4	205	Fr.	Crescent City, CA / Del Norte HS
PR	16	JD Falslev	5-8	175	Fr.	Logan, UT / Sky View HS
	6	McKay Jacobson	5-11	190	Jr.	Southlake, TX / Southlake Carroll HS



2010 COUGAR FOOTBALL

OFFENSIVE SEASON/CAREER HIGHS

INDIVIDUAL 2010 SEASON AND CAREER HIGHS

RUSHING NO.	NAME	CARRIES	YARDS	TOUCHDOWNS	LONG
10	JJ Di Luigi Career:	22 (San Diego State) same	134 (San Diego State) same	1 (5 times) 2 (Tulane 2009)	46 (San Diego State) same
33	Bryan Kariya Career:	22 (San Diego State) same	88 (Wyoming) same	2 (San Diego State) same	18 (Colorado State) same
20	Joshua Quezada Career:	14 (Wyoming) same	66 (UNLV) same	3 (UNLV) same	17 (San Diego State) same
9	Jake Heaps Career:	6 (San Diego State) same	6 (Washington) same		13 (Utah State) same
13	Riley Nelson Career:	20 (Air Force) same	95 (Air Force) same	1 (Air Force) 1 (4 times)	24 (Air Force) same
32	Mike Hague Career:	1 (TCU) 9 (UNLV 2006)	3 (TCU) 123 (UNLV 2006)	1 (UNLV 2006)	3 (TCU) 87 (UNLV 2006)
36	Ryan Folsom Career:	5 (UNLV) same	74 (Colorado State) same		74 (Colorado State) same
27	David Foote Career:	2 (UNLV, CSU) same	32 (Colorado State) same		31 (Colorado State) same

RECEIVING NO.	NAME	RECEPTIONS	YARDS	TOUCHDOWNS	LONG
2	Cody Hoffman Career:	6 (Utah State) same	74 (Nevada) same	1 (Florida State, UNLV) same	37 (UNLV) same
4	O'Neill Chambers Career:	3 (Washington) 5 (Florida State 2009)	27 (Florida State) 70 (Colorado State 2009)	1 (two times)	15 (Florida State) 37 (Colorado State 2009)
6	McKay Jacobson Career:	8 (Utah State) same	85 (Utah State) 111 (Florida State 2009)	2 (UNLV 2006)	36 (UNLV) 80 (Florida State 2009)
10	JJ Di Luigi Career:	8 (Nevada) same	83 (Washington) 94 (Wyoming 2009)	1 (Washington) 2 (Wyoming 2009)	48 (Washington) same
18	Richard Wilson Career:	3 (Washington) same	45 (Washington) same		25 (Washington) same
20	Joshua Quezada Career:	2 (Nevada) same	12 (Nevada) same	1 (Washington) same	9 (Washington, Nevada) same
29	Luke Ashworth Career:	6 (Washington, Wyoming) same	113 (Colorado State) same	4 (Colorado State) same	62 (Colorado State) same
32	Mike Hague Career:	2 (TCU) same	14 (TCU) same		13 (Florida State) same
33	Bryan Kariya Career:	4 (TCU) 4 (Oklahoma 2009)	31 (TCU) 76 (Oklahoma 2009)	1 (Tulane/SDSU 2009)	14 (UNLV) 49 (Oklahoma 2009)
35	Zed Mendenhall Career:	1 (Utah State, CSU) same	11 (Colorado State) same		11 (Colorado State) same
80	Marcus Mathews Career:	3 (San Diego State) same	43 (San Diego State) same		32 (Utah State) same
82	Mike Muehlmann Career:	1 (5 times) same	26 (Colorado State) same		26 (Colorado State) same
83	Spencer Hafoka Career:	2 (Colorado State) 3 (TCU/AFA 2009)	17 (Colorado State) 31 (TCU 2009)		11 (UNLV) 24 (Colorado State 2009)
84	Devin Mahina Career:	1 (5 times) same	21 (Utah State) same		21 (Utah State) same
86	BJ Peterson Career:	1 (Nevada, UNLV) same	6 (UNLV) same		6 (UNLV) same
88	Austin Holt Career:	1 (Utah State) same	2 (Utah State) same		2 (Utah State) same

PASSING NO.	NAME	ATTEMPTS	COMPLETIONS	YARDS	TOUCHDOWNS	LONG
9	Jake Heaps Career:	55 (Utah State) same	27 (Utah State) same	294 (UNLV) same	4 (Colorado State) same	62 (Colorado State) same
13	Riley Nelson Career:	19 (Air Force) same	11 (Washington) same	131 (Washington) same	2 (Washington) same	48 (Washington) same
3	James Lark Career:	1 (UNLV) same	1 (UNLV) same	6 (UNLV) same		6 (UNLV) same



2010 COUGAR FOOTBALL

DEFENSIVE & SPECIAL TEAMS SEASON/CAREER HIGHS

INDIVIDUAL 2010 SEASON AND CAREER HIGHS

NO.	NAME	UT	AT	TT	TFL	INT	SACKS
1	Jordan Pendleton Career:	9 (Florida State) same	6 (Washington) same	12 (Florida State) same	1.5 (Wash, FSU) 2 (New Mexico 2009)	1 (twice 08, 09)	1.5 (Florida State) 2 (UNM 2009)
5	Brandon Bradley Career:	4 (SDSU, TCU) 9 (Florida State 2009)	3 (Washington) 3 (TCU 2009)	6 (Washington) 10 (Florida State 2009)	1.0 (SDSU, TCU) same		
7	Brian Logan Career:	8 (San Diego State) 8 (Florida State 2009)	3 (Air Force) 5 (Colorado St. 2009)	8 (San Diego State) 11 (Florida State 2009)	1.0 (Wyoming) 2 (New Mexico 2009)	1 (Colorado State) 1 (4 times)	
18	Jray Galea'i Career:	2 (Utah State) same		2 (Utah State) same			
22	Andrew Rich Career:	10 (TCU) same	6 (Colorado State) 8 (TCU 2009)	14 (Air Force, Nevada) same	2.0 (Air Force) same	1 (Colorado State) 2 (Air Force 2009)	1 (UNM 2009)
23	Travis Uale Career:	5 (Utah State, CSU) same	5 (Utah State) same	10 (Utah State) same			
24	Steven Thomas Career:	2 (Florida State) same	1 (Florida State) same	3 (Florida State) same	0.5 (Florida State) same		
25	Corby Eason Career:	5 (Colorado State) same	2 (Colorado State) same	7 (Colorado State) same	1.5 (Colorado State) same		1.0 (TCU, UNLV) same
30	Zeke Mendenhall Career:	2 (TCU) same	1 (3 times) same	2 (Nevada, TCU) same			
31	Aveni Leung-Wai Career:	2 (Florida State) same	2 (Florida State) same	4 (Florida State) same	1.0 (Florida State) same		
34	Austen Jorgensen Career:	7 (Florida State) same	6 (Air Force) same	7 (3 times) same	1.0 (UNLV) same		1.0 (UNLV) same
37	Vic So'oto Career:	4 (TCU) same	8 (Air Force) same	11 (Air Force) same	4.0 (Wyoming) same	1 (Nevada) same	1 (4 times) 1 (5 times)
41	Matt Putnam Career:	4 (TCU) 4 (Utah State 2008)	5 (Utah State) same	6 (Utah State) same	2.0 (UNLV) same	1 (UCLA 2008)	1 (UNLV) 1 (4 times)
44	Brandon Ogletree Career:	5 (Wyoming) same	4 (Utah State, CSU) same	8 (Utah State, CSU) same	2.0 (Wyoming) same	1 (SDSU) same	0.5 (CSU) same
45	Kyle Van Noy Career:	5 (San Diego State) same	3 (Utah State) same	7 (Utah State) same	1.0 (4 times) same		1 (San Diego St.) same
47	Zac Stout Career:	3 (Nevada) same	3 (Nevada) same	6 (Nevada) same	1.0 (Air Force, UNLV) same		
48	Jameson Frazier Career:	4 (Air Force) same	2 (3 times) same	6 (Air Force) same	1.0 (Colorado State) same		
49	Jadon Wagner Career:	6 (Utah State) same	4 (Utah State, CSU) same	10 (Utah State) same	2.0 (Utah State) same		1.0 (Wyoming) same
51	Shane Hunter Career:	5 (Washington, AFA) same	10 (Utah State) same	13 (Utah State) same	1.5 (TCU) same	1 (Air Force) same	
55	Eathyn Manumaleuna Career:	2 (Wyoming) 3 (UCLA, UNLV 2007)	6 (Nevada) same	6 (Nevada) same	1.5 (Florida State) same		1.5 (Florida State) same
56	Connell Hess Career:	1 (UNLV, CSU) same	1 (Wyoming) same	1 (3 times) same	1.0 (UNLV) same		1.0 (UNLV) same
74	Ezekiel Ansah Career:	1 (Wyoming) same		1 (Wyoming) same			
79	Thomas Bryson Career:	1 (Air Force, USU) same	1 (UNLV) same	1 (3 times) same			
92	Graham Rowley Career:	1 (UNLV) same	1 (UNLV) same	2 (UNLV) same	1.0 (UNLV) same		1.0 (UNLV) same
94	Jordan Richardson Career:	6 (Air Force) same	3 (Air Force, Nevada) same	9 (Air Force) same			
98	Romney Fuga Career:	2 (Florida State, Nev.) 4 (San Diego St. 2009)	4 (Washington) 6 (Colorado St. 2009)	5 (Washington) 9 (Colorado St. 2009)	0.5 (Washington) 2 (Colorado St. 2009)		0.5 (Washington) 1 (CSU 09)

KICK RETURNS

NO.	NAME	LONG
2	Cody Hoffman Career:	50 (UNLV) same
4	O'Neill Chambers Career:	33 (San Diego State) 97 (UNLV 2009)
6	McKay Jacobson Career:	39 (Nevada) same
10	JJ Di Luigi Career:	35 (Air Force) 38 (Utah State 2009)
16	JD Falslev Career:	34 (Utah State) same

PUNT RETURNS

NO.	NAME	LONG
4	O'Neill Chambers Career:	20 (Washington) 43 (Utah 2009)
6	McKay Jacobson Career:	13 (San Diego State) 77 (Wyoming 2006)
16	JD Falslev Career:	23 (TCU) same

FIELD GOALS

NO.	NAME	LONG
38	Mitch Payne Career:	48 (UNLV) 49 (Air Force 2009)

PUNTS

NO.	NAME	#	YARDS	LONG
99	Riley Stephenson Career:	7 (TCU) 9 (Utah09)	336 (TCU) 377 (Utah09)	59 (TCU) 60 (OSU)



2010 COUGAR FOOTBALL

STARTERS/TEAM STATS

GAME-BY-GAME STARTERS

OFFENSIVE STARTERS

GAME	QB	WR	WR/TE	RB	RB/WR	TE/WR	LT	LG	C	RG	RT
Washington	Nelson	Chambers	Jacobson	Di Luigi	Zed Mendenhall	Muehlmann	Reynolds	B. Hansen	T. Brown	Speredon	B. Brown
Air Force	Nelson	Hoffman	Jacobson	Di Luigi	Kariya	Muehlmann	Reynolds	B. Hansen	T. Brown	Speredon	B. Brown
Florida State	Nelson	Chambers	Jacobson	Di Luigi	Hoffman	Ashworth	Reynolds	B. Hansen	T. Brown	Speredon	B. Brown
Nevada	Heaps	Hoffman	Jacobson	Di Luigi	Kariya	Holt	Reynolds	B. Hansen	T. Brown	Speredon	B. Brown
Utah State	Heaps	Hoffman	Jacobson	Di Luigi	Kariya	Mahina	Reynolds	B. Hansen	T. Brown	Speredon	B. Brown
San Diego State	Heaps	Chambers	Jacobson	Di Luigi	Zed Mendenhall	Mahina	Reynolds	B. Hansen	T. Brown	Speredon	B. Brown
TCU	Heaps	Chambers	Muehlmann	Di Luigi	Kariya	Mahina	Reynolds	B. Hansen	T. Brown	Speredon	B. Brown
Wyoming	Heaps	Hoffman	Jacobson	Kariya	Zed Mendenhall	Mahina	Reynolds	B. Hansen	T. Brown	Speredon	B. Brown
UNLV	Heaps	Hoffman	Jacobson	Di Luigi	Kariya	Wilson	Reynolds	B. Hansen	T. Brown	Speredon	B. Brown
Colorado State	Heaps	Hoffman	Jacobson	Kariya	Zed Mendenhall	Wilson	Reynolds	B. Hansen	T. Brown	Speredon	B. Brown

DEFENSIVE STARTERS

GAME	LE	NG	RE	SLB	MLB	BLB	WLB	FC	FS	KAT	BC
Washington	Manumaleuna	Fuga	So'oto	Pendleton	Hunter	Leung-Wai	Frazier	Logan	Thomas	Rich	Bradley
Air Force	Manumaleuna	Fuga	So'oto	Pendleton	Hunter	Ogletree	Frazier	Logan	Thomas	Rich	Bradley
Florida State	Manumaleuna	Fuga	So'oto	Pendleton	Hunter	Leung-Wai	Frazier	Logan	Thomas	Rich	Bradley
Nevada	Manumaleuna	Fuga	So'oto	Pendleton	Hunter	Jorgensen	Frazier	Eason	Rich	Zek. Mendenhall	Bradley
Utah State	Putnam	Manumaleuna	So'oto	Pendleton	Hunter	Jorgensen	Wagner	Logan	Uale	Rich	Bradley
San Diego State	Putnam	Richardson	So'oto	Van Noy	Hunter	Ogletree	Wagner	Logan	Uale	Rich	Bradley
TCU	Putnam	Richardson	So'oto	Van Noy	Hunter	Ogletree	Wagner	Logan	Uale	Rich	Bradley
Wyoming	Putnam	Richardson	So'oto	Frazier	Hunter	Ogletree	Wagner	Logan	Uale	Rich	Bradley
UNLV	Putnam	Richardson	So'oto	Frazier	Hunter	Ogletree	Wagner	Logan	Uale	Rich	Bradley
Colorado State	Putnam	Richardson	So'oto	Frazier	Hunter	Ogletree	Wagner	Logan	Uale	Rich	Bradley

CAREER GAMES STARTED

OFFENSE		FIRST-YEAR STARTERS (10)		DEFENSE		FIRST-YEAR STARTERS (13)	
Matt Reynolds (Jr., OL)	36	Jason Speredon (Sr., OL)	10	Brandon Bradley (Sr., DB)	26	Shane Hunter (Sr., LB)	10
McKay Jacobson (Jr., WR)	24	JJ Di Luigi (Jr., RB)	8	Andrew Rich (Sr., DB)	26	Jameson Frazier (Jr., LB)	7
Terence Brown (Jr., OL)	23	Jake Heaps (Fr., QB)	7	Brian Logan (Sr., DB)	21	Matt Putnam (Jr., DL)	6
Braden Hansen (So., OL)	23	Cody Hoffman (Fr., WR)	6	Eathyn Manumaleuna (So., DL)	18	Travis Uale (Jr., DB)	6
O'Neill Chambers (Jr., WR)	14	Devin Mahina (Fr., TE)	4	Vic So'oto (Sr., DL)	17	Jadon Wagner (Jr., LB)	6
Braden Brown (So., OL)	12	Zed Mendenhall (So., RB)	4	Jordan Pendleton (Jr., LB)	15	Brandon Ogletree (So., LB)	5
Bryan Kariya (Jr., RB)	9	Mike Muehlmann (Fr., TE)	3	Romney Fuga (Jr., DL)	7	Jordan Richardson (So., DL)	5
Luke Ashworth (Sr., WR)	8	Riley Nelson (Jr., QB)	3			Austen Jorgensen (So., LB)	3
Spencer Hafoka (Jr., WR)	5	Richard Wilson (Fr., TE)	2			Steven Thomas (Jr., DB)	3
		Austin Holt (Fr., TE)	1			Aveni Leung-Wai (Jr., LB)	2
						Kyle Van Noy (Fr., LB)	2
						Corby Eason (Jr., DB)	1
						Zeke Mendenhall (Sr., LB)	1

BYU TEAM STATISTICS

DATE	OPPONENT	SCORE	RECORD	CONF. RECORD	TIME	ATTENDANCE
Sept. 4, 2010	Washington	23-17	1-0	0-0	3:24	63,771
Sept. 11, 2010	at Air Force	35-14	1-1	0-1	3:02	46,692
Sept. 18, 2010	at Florida State	34-10	1-2	0-1	3:13	68,795
Sept. 25, 2010	Nevada	27-13	1-3	0-1	3:09	61,471
Oct. 1, 2010	at Utah State	31-16	1-4	0-1	3:22	24,152
Oct. 9, 2010	San Diego State	24-21	2-4	1-1	3:04	62,176
Oct. 16, 2010	at TCU	31-3	2-5	1-2	2:53	40,416
Oct. 23, 2010	Wyoming	25-20	3-5	2-2	2:56	60,505
Nov. 6, 2010	UNLV	55-7	4-5	3-2	3:11	61,283
Nov. 13, 2010	at Colorado State	49-10	5-5	4-2	2:47	16,501



2010 COUGAR FOOTBALL MEDIA INFORMATION

WEEKLY MEDIA BREAKFAST MONDAYS AT LEGENDS GRILLE



Head coach Bronco Mendenhall and selected players will participate in the weekly football media breakfast. The weekly

event will be held on Mondays throughout the season on the second floor of Legends Grille in the Student Athlete Building. Breakfast will be served at 9:30 a.m. and the press conference will begin promptly at 10:00 a.m. A partial transcript of Mendenhall's statements will be available on www.byucougars.com.

COACH'S SHOWS ON KSL

RADIO - "BYU Football with Head Coach Bronco Mendenhall," Presented by University Parkway Ken Garff Dealers is broadcast Wednesday nights at 7:00pm from the President's Loge at LaVell Edwards Stadium. A live audience will be in attendance as Greg Wrubell and Coach Mendenhall, along with current and former players, discuss BYU Football and highlight its core pillars of "Tradition, Spirit and Honor."

TELEVISION - "BYU Football with Coach Bronco Mendenhall" Presented by Siegfried and Jensen can be seen Sunday nights during the season at 11:00pm. Greg Wrubell will host a fast-paced half hour featuring highlights, interviews, and exciting new features like "BYU X and O's," as Bronco Mendenhall takes viewers into the film room to discuss strategy, tactics and terminology. BYU's foundational values of "Tradition, Spirit and Honor" will be a weekly theme.

STATIONS ON THE COUGAR SPORTS NETWORK INCLUDE:

KMGR 95.9 FM
Manti, UT

KUNF 1210 AM
St. George, UT

KTHK 105.5 FM
Pocatello, Blackfoot, Idaho Falls, ID

KIOV 1450 AM
Boise, ID

MEDIA AVAILABILITY

Media access to conduct interviews will be provided on Monday, Tuesday and Wednesday each week as well as postgame interviews on game day. As a general rule the following schedule will be followed: Monday morning press conference (Coach Mendenhall and select players), Tuesday after practice (players and coaches) and Wednesday after practice (players and coaches). Practice sessions during the season are closed. Depending on circumstances such as classes, exams and other obligations or considerations, some players may not always be available during the specified media availability times. We will work to accommodate your interview needs whenever possible.

Coach Mendenhall and select players will participate each Monday morning at 10 a.m. MT in a weekly media breakfast press conference. Mendenhall is also available on the MWC teleconference call each Tuesday at 11 a.m. MT.

Post-Game: Following games, Coach Mendenhall, as well as selected players will be available for post-game interviews. For games at Edwards Stadium, Coach Mendenhall will participate in a post-game press conference, along with selected players. The BYU locker room is closed.

ON THE AIR

The exclusive radio home of BYU Football and flagship of the Cougar Sports Network is KSL Newsradio in Salt Lake City. The "Voice of the Cougars" is Greg Wrubell, now in his 10th season as play-by-play commentator. A BYU alum, Wrubell is in his 19th year on the broadcast crew, having served as the sideline reporter before stepping into the booth.

Wrubell's on-air partner and game analyst is former Cougar quarterback Marc Lyons, who begins his 30th season on the BYU Football broadcasts. Former Cougar defensive back and 2009 team captain Scott Johnson makes his debut reporting from the sidelines, while Andrew Adams returns for his third season as gameday host in the "Cougar Scoreboard Studio." The following is a rundown of KSL's weekly programming and broadcast details:

MONDAY-FRIDAY

7:43 a.m. and 5:43 p.m. - "Cougar Tracks" with Greg Wrubell

WEDNESDAY

7:00p.m. - "BYU Football with Head Coach Bronco Mendenhall," Presented by University Parkway Ken Garff Dealers

GAMEDAYS:

2 hours before kickoff: "Cougar Countdown Show"

1 hour before kickoff: "Cougar Pregame Scoreboard Show"

35 minutes before kickoff: "Cougar Pregame Coach's Show"

25 minutes before kickoff: "Cougar Kickoff Show"

Halftime: "Cougar Halftime Scoreboard Show"

Postgame: "Cougar Postgame Scoreboard Show," "Cougar Locker Room Show," "Cougar Postgame Coach's Show," "Cougar Call-In Show," "Cougar Replay."

All BYU Football programming is streamed live on ksl.com and available for download and podcast. All game broadcasts are archived online. KSL's gameday broadcast is also streamed online at byuradio.org, and can be heard on Dish Network Channel 980.

KSL NEWSRADIO

102.7_{FM} 1160_{AM}



2010 COUGAR FOOTBALL

LAST TIME

TEAM OFFENSE

SCORED 70 POINTS OR MORE:

BYU: 2001, Tulane (W, 70-35)
Opp: 2001, Hawai'i (L, 72-45)

SCORED 60 POINTS OR MORE:

BYU: 2005, vs. Air Force (W, 62-41)
Opp: 2001, Hawai'i (L, 72-45)

SCORED 50 POINTS OR MORE:

BYU: 2010, vs. UNLV (W, 55-7)
Opp: 2009, vs. Florida State (L, 28-54)

SCORED DOUBLE-DIGITS EVERY QUARTER:

BYU: 2009, 10, 14, 21, 14 at UNLV (W, 59-21)
Opp: 2007, 14, 17, 14, 10 at Tulsa (L, 47-55)

DID NOT SCORE A TOUCHDOWN:

BYU: 2010, at TCU (L, 3-31)
Opp: 2009, at Wyoming (W, 52-0)

TOTAL OFFENSE 600 YARDS OR MORE:

BYU: 2009, 611 at UNLV (W, 59-21)
Opp: 2001, 646 vs. Hawai'i (L, 72-45)

TOTAL OFFENSE 500 YARDS OR MORE:

BYU: 2010, 526 at Colorado State (W, 49-10)
Opp: 2009, 512 vs. Florida State (L, 28-54)

TOTAL OFFENSE 400 YARDS OR MORE:

BYU: 2010, 526 at Colorado State (W, 49-10)
Opp: 2010, 434 at Utah State (L, 16-31)

TOTAL OFFENSE 200 YARDS OR LESS:

BYU: 2010, at TCU 147 (L, 3-31)
Opp: 2010, vs. UNLV 144 (W, 55-7)

PASSING 500 YARDS OR MORE:

BYU: 2007, 537 at Tulsa (L, 47-55)
Opp: 2001, 543 at Hawaii (L, 45-72)

PASSING 400 YARDS OR MORE:

BYU: 2008, 486 vs. Northern Iowa (W, 41-17)
Opp: 2007, 490 at Tulsa (L, 47-55)

PASSING 300 YARDS OR MORE:

BYU: 2010, 300 vs. UNLV (W, 55-7)
Opp: 2009, 322 at San Diego State (W, 38-28)

PASSING 100 YARDS OR LESS:

BYU: 2010, 81 yards vs. Wyoming (W, 25-20)
Opp: 2010, 68 yards at Air Force (L, 14-35)

PASSING 10 COMPLETIONS OR LESS:

BYU: 2010, 10 vs. Wyoming (W, 25-20)
Opp: 2009, 5 vs. Air Force (W, 38-21)

RUSHING 300 YARDS OR MORE:

BYU: 2007, 311 at San Diego State (W, 48-27)
Opp: 2010, 409 at Air Force (L, 14-35)

RUSHING 200 YARDS OR MORE:

BYU: 2010, 284 at Colorado State (W, 49-10)
Opp: 2010, 242 at Utah State (L, 16-31)

RUSHING 100 YARDS OR LESS:

BYU: 2010, 56 at TCU (L, 3-31)
Opp: 2010, 83 at Colorado State (W, 49-10)

RUSHING 50 YARDS OR LESS:

BYU: 2009, 41 at New Mexico (W, 24-19)
Opp: 2010, 22 vs. UNLV (W, 55-7)

RUSHING 60 ATTEMPTS OR MORE:

BYU: 2010, 62 vs. San Diego State, (W, 24-21)
Opp: 2010, 65 at Air Force (L, 14-35)

RUSHING 50 ATTEMPTS OR MORE:

BYU: 2010, 51 vs. UNLV (W, 55-7)
Opp: 2010, 59 at Utah State (L, 16-31)

RUSHING 4 TOUCHDOWNS OR MORE:

BYU: 2010, 5 vs. UNLV (W, 55-7)
Opp: 2010, 4 vs. Air Force (L, 14-35)

FIRST DOWNS 30 OR MORE:

BYU: 2009, 30 at Wyoming (W, 52-0)
Opp: 2005, 51 vs. TCU (L, 50-51 OT)

FIRST DOWNS 10 OR LESS:

BYU: 2010, 10 at TCU (L, 3-31)
Opp: 2009, 9 at Tulane (W, 54-3)

THIRD-DOWN CONVERSION 70% OR MORE:

BYU: 2010, 92% (12/13) vs. Colorado State (W, 49-10)
Opp: 2005, 78% (7/9) at Wyoming (W, 35-21)

THIRD-DOWN CONVERSION 75% OR MORE:

BYU: 2010, 92% (12/13) vs. Colorado State (W, 49-10)
Opp: 2005, 78% (7/9) at Wyoming (W, 35-21)

THIRD-DOWN CONVERSION 80% OR MORE:

BYU: 2010, 92% (12/13) vs. Colorado State (W, 49-10)

THIRD-DOWN CONVERSION 90% OR MORE:

BYU: 2010, 92% (12/13) vs. Colorado State (W, 49-10)

NO TURNOVERS

BYU: 2010, vs. UNLV (W, 55-7)
Opp: 2010, vs. Wyoming (W, 25-20)

INDIVIDUAL OFFENSE

ALL-PURPOSE 2 PLAYERS 100 YARDS OR MORE:

BYU: 2010, Di Luigi 124, Hoffman 107 vs. UNLV (W, 55-7)
Opp: 2010, Williams 159, Speight 119 at Utah State (L, 16-31)

ALL-PURPOSE 3 PLAYERS 100 YARDS OR MORE:

BYU: 2010, Jacobson 124, Di Luigi 123, Hoffman 105 vs. Nevada (L, 13-27)

INDIVIDUAL PASSING

PASSING 600 YARDS OR MORE:

BYU: 1993, J. Walsh 619 at Utah State (L, 56-58)

PASSING 500 YARDS OR MORE:

BYU: 2007, M. Hall 537 yds at Tulsa (L, 55-47)
Opp: 2001, N. Rolovich 543 Hawai'i (L, 72-45)

PASSING 400 YARDS OR MORE:

BYU: 2008, M. Hall 486 vs. Northern Iowa (W, 41-17)
Opp: 2007, P. Smith 454 at Tulsa (L, 55-47)

PASSING NO TOUCHDOWNS:

BYU: 2010, J. Heaps at TCU (L, 3-31)
Opp: 2009, J. Wynn vs. Utah (W, 26-23)

PASSING 25 COMPLETIONS OR MORE:

BYU: 2010, J. Heaps 27 at Utah State (L, 16-31)
Opp: 2010, P. Thomas 28 at Colorado State (W, 49-10)

PASSING 30 COMPLETIONS OR MORE:

BYU: 2009, M. Hall 33 vs. Air Force (W, 38-21)
Opp: 2008, B. Johnson 30 at Utah (L, 24-48)

PASSING 50 ATTEMPTS OR MORE:

BYU: 2010, J. Heaps 55 at Utah State (L, 16-31)
Opp: 2009, G. Stucker 50 at Colorado State (W, 42-23)

PASSING 3 TOUCHDOWNS OR MORE:

BYU: 2010, J. Heaps 4 at Colorado State (W, 49-10)
Opp: 2010, A. Dalton 4 at TCU (L, 3-31)

PASSING 4 TOUCHDOWNS OR MORE:

BYU: 2010, J. Heaps 4 at Colorado State (W, 49-10)
Opp: 2010, A. Dalton 4 at TCU (L, 3-31)

PASSING 5 TOUCHDOWNS OR MORE:

BYU: 2009, M. Hall 5 vs. Air Force (W, 38-21)

INDIVIDUAL RECEIVING

RECEIVING 10 RECEIVERS WITH AT LEAST 1 CATCH:

BYU: 2010, 10 at Utah State (L, 16-31)
Opp: 2010, 10 at Colorado State (W, 49-10)

RECEIVING 150 YARDS OR MORE:

BYU: 2008, A. Collie 155 yards, D. Pitta 175 yards at CSU (W, 45-42)
Opp: 2009, T. Liggett 156 yards vs. CSU (W, 42-23)

RECEIVING 200 YARDS OR MORE:

BYU: 2008, D. Pitta 213 vs. Northern Iowa (W, 41-17)

RECEIVING 10 RECEPTIONS OR MORE:

BYU: 2008, A. Collie 11 vs. Arizona (L, 21-31)
Opp: 2009, T. Liggett 11 vs. CSU (W, 42-23)

RECEIVING 3 TOUCHDOWNS OR MORE:

BYU: 2010, L. Ashworth 4 at Colorado State (W, 49-10)
Opp: 2007, C. Heinz 3 at Tulsa (L, 55-47)

RECEIVING 4 TOUCHDOWNS OR MORE:

BYU: 2010, L. Ashworth 4 at Colorado State (W, 49-10)

RECEIVING 50-YARD TOUCHDOWN OR MORE:

BYU: 2010, L. Ashworth 62 yards from J. Heaps at CSU (W, 49-10)
Opp: 2009, A. Hicks 75 yards from A. Dalton vs. TCU (L, 7-38)

RECEIVING 70-YARD TOUCHDOWN OR MORE:

BYU: 2009, M. Jacobson 79 yards from M. Hall at Wyoming (W, 52-0)
Opp: 2019, X. Martin 79 yards from D. Borel at USU (L, 16-31)

INDIVIDUAL RUSHING

RUSHING 20 CARRIES OR MORE:

BYU: 2010, J. Di Luigi 22, B. Kariya 22 vs. San Diego State (W, 24-21)
Opp: 2010, D. Speight 23 at Utah State (L, 16-31)

RUSHING 30 CARRIES OR MORE:

BYU: 2005, C. Brown 31 vs. Colorado State (W, 24-14)
Opp: 2003, J. Jones 35 at Notre Dame (L, 33-14)

RUSHING 100 YARDS OR MORE:

BYU: 2010, J. Di Luigi 103 yards at Air Force (L, 14-35)
Opp: 2010, V. Taua 133 yards vs. Nevada (L, 13-27)

RUSHING 150 YARDS OR MORE:

BYU: 2007, H. Unga 161 at San Diego State (W, 48-27)
Opp: 2005, M. Lynch 194 vs. California (L, 28-35)

RUSHING 200 YARDS OR MORE:

BYU: 2005, C. Brown 219 vs. Air Force (W, 62-41)
Opp: 2001, H. Childs 237 vs. Colorado State (W, 56-34)

RUSHING TWO 100-YARD RUSHERS:

BYU: 2006, C. Brown 148, M. Hague 123 vs. UNLV (W, 52-7)
Opp: 2005, Q. Ganther 131 and B. Ratliff 112 vs. Utah (L, 41-34)

RUSHING THREE 100-YARD RUSHERS:

BYU: 2001, L. Staley 142, B. Doman 116, B. McDonald 110; vs. Tulane (W, 70-35)

RUSHING 4 TOUCHDOWNS OR MORE:

BYU: 2005, C. Brown 4 vs. Air Force (W, 62-41)
Opp: 2002, C. Harridge 4 Air Force (L, 52-9)

RUSHING 3 TOUCHDOWNS OR MORE:

BYU: 2010, J. Quezada 3 vs. UNLV (W, 55-7)
Opp: 2005, M. Lynch 3 at Cal (L, 28-35)



2010 COUGAR FOOTBALL

LAST TIME

RUSHING 50-YARD TOUCHDOWN OR MORE:

BYU: 2009, H. Unga 52 yards at UNLV (W, 59-21)
Opp: 2010, C. Thompson 83 yards at Florida State (L, 10-34)

RUSHING 70-YARD TOUCHDOWN OR MORE:

BYU: 2006, M. Hague 87 yards vs. UNLV (W, 52-7)
Opp: 2010, C. Thompson 83 yards at Florida State (L, 10-34)

TEAM DEFENSE

TACKLES 90 OR MORE:

BYU: 2009, vs. Air Force 110 (W, 38-21)
Opp: 2010, vs. San Diego State 101 (W, 24-21)

TACKLES 100 OR MORE:

BYU: 2009, vs. Air Force 110 (W, 38-21)
Opp: 2010, vs. San Diego State 101 (W, 24-21)

TACKLES 3 WITH DOUBLE-DIGITS:

BYU: 2010, Hunter 13, Wagner 10, Uale 10 at Utah State (L, 16-31)
Opp: 2010, Brewer 13, Sisson 12, Herd 10 at Colorado St. (W, 49-10)

TACKLES 4 WITH DOUBLE-DIGITS:

BYU: 2009, Denney 13, Johnson 11, Doman 11, Jorgensen 10 vs. Air Force (W, 38-21)
Opp: 2008, Lloyd 11, Harris 10, Thompson 10, Mahoney 10 vs. Northern Iowa (W, 41-17)

SACKS 5 OR MORE:

BYU: 2008, at Utah State 5 (W, 34-14)
Opp: 2010, at Florida State 8 (L, 10-34)

TURNOVERS CAUSED 4 OR MORE:

BYU: 2010, 4 at Colorado State (W, 49-10)

INTERCEPTIONS 5 OR MORE:

Opp: 2008, 5 at Utah (L, 24-48)

FUMBLES RECOVERED 3 OR MORE:

BYU: 2008, 3 vs. Arizona (L, 21-31)
Opp: 2008, 4 vs. Northern Iowa (W, 41-17)

FUMBLES FORCED 5 OR MORE:

BYU: 2008, 5 vs. Northern Iowa (W, 41-17)
Opp: 2008, 5 vs. Northern Iowa (W, 41-17)

SAFETY WAS SCORED:

BYU: 2010, vs. Wyoming (W, 25-20)
Opp: 2004, at Boise State (L, 28-27)

INDIVIDUAL DEFENSE

TACKLES 15 OR MORE:

BYU: 2008, K. Fowler 15 vs. Arizona (L, 21-31)
Opp: 2009, C. Prosinski 16 at Wyoming (W, 52-0)

TACKLES FOR LOSS 4 OR MORE:

BYU: 2010, V. So'oto 4 vs. UNLV (W, 55-7)
Opp: 2009, G. McCoy 4 vs. Oklahoma (W, 14-13)

SACKS 2 OR MORE:

BYU: 2009, J. Pendleton 2 at New Mexico (W, 24-19)
Opp: 2010, M. Burris 2 vs. San Diego State (W, 24-21)

SACKS 3 OR MORE:

BYU: 2007, J. Jorgensen 3 vs. Colorado State (W, 35-16)
Opp: 2008, J. Hughes 4 at TCU (L, 7-32)

INTERCEPTION RETURNED FOR A TD:

BYU: 2008, D. Nixon vs. Wyoming 19 yards (W, 44-0)
Opp: 2009, G. Reid vs. Florida State 63 yards (L, 28-54)

INTERCEPTIONS 2 OR MORE:

BYU: 2009, A. Rich vs. Air Force (W, 38-21)
Opp: 2008, J. Dale at Utah (L, 24-48)

INTERCEPTIONS 3 OR MORE:

BYU: 2000, T. Smith vs. Wyoming (W, 19-7)

FUMBLE WAS RETURNED FOR A TD:

BYU: 2010, K. Van Noy at Colorado State (W, 49-10)
Opp: 2008, M. Sisson at Colorado State (W, 45-42)

FUMBLE RECOVERIES 3 OR MORE:

BYU: 2005, J. Luettgerodt at Wyoming (W, 35-21)

SPECIAL TEAMS

KICKOFF RETURN TEAM 150 YARDS OR MORE:

BYU: 2010, 157 vs. Wyoming (W, 25-20)
Opp: 2010, 167 vs. UNLV (W, 55-7)

KICKOFF RETURN 100 YARDS OR MORE INDIVIDUAL:

BYU: 2010, C. Hoffman 104 vs. Wyoming (W, 25-20)
Opp: 2010, M. Sullivan 135 vs. UNLV (W, 55-7)

KICKOFF RETURN 50 YARDS OR MORE:

BYU: 2010, C. Hoffman 50 vs. UNLV (W, 55-7)
Opp: 2010, M. Sullivan 50 vs. UNLV (W, 55-7)

KICKOFF RETURN FOR A TOUCHDOWN:

BYU: 1998, M. Rigell at Hawaii, 96 yards (W, 31-9)
Opp: 2009, D. Purvis at UNLV, 94 yards (W, 59-21)

SCORED 15 OR MORE POINTS KICKING:

BYU: 1999, O. Pochman 17 at UNLV (W, 29-0)
Opp: 2009, J. Phillips 15 vs. Utah (W, 26-23)

FIELD GOAL 40 YARDS OR MORE:

BYU: 2010, M. Payne 48 vs. UNLV (W, 55-7)
Opp: 2010, D. Hopkins 47 at Florida State (L, 10-34)

FIELD GOAL 50 YARDS OR MORE:

BYU: 2006, J. McLaughlin 53 at Air Force (W, 33-14)
Opp: 2010, E. Folk 54 vs. Washington (W, 23-17)

FIELD GOAL WAS BLOCKED:

BYU: 2009, A. Rich at New Mexico (W, 24-19)
Opp: 2010, M. Gipson vs. Wyoming (W, 25-20)

FIELD GOAL BLOCKED FOR A TOUCHDOWN:

BYU: 2001, R. Denney at SDSU (W, 59-21)

FIELD GOALS 4 OR MORE CONVERTED:

BYU: 2000, O. Pochman 4 at Utah (W, 34-27)
Opp: 2009, J. Phillips 5 vs. Utah (W, 26-23)

FIELD GOAL GAME-WINNING:

BYU: 2001, at Mississippi State (W, 41-38)
Opp: 2006, at Arizona (L, 16-13)

PAT WAS BLOCKED:

BYU: 2008, J. Jorgensen at Washington (W, 28-27)
Opp: 2010, K. Vainikolo at Utah State (L, 31-16)

TWO-POINT PAT WAS CONVERTED:

BYU: 2010, R. Nelson vs. Washington (W, 23-17)
Opp: 2009, D. Reed vs. Utah (W, 26-23)

PUNT RETURN TEAM 100 YARDS OR MORE:

BYU: 2006, 108 vs. Wyoming (W, 55-7)

PUNT RETURN FOR A TD:

BYU: 2006, M. Jacobson vs. Wyoming (W, 55-7)
Opp: 2001, C. Owens at Hawai'i (L, 72-45)

PUNT WAS BLOCKED:

BYU: 2009, M. Marshall vs. CSU (W, 42-23)
Opp: 2006, by C. Tennial vs. Tulsa (W, 49-24)

PUNT BLOCKED FOR A TOUCHDOWN:

BYU: 2004, by G. Lovely at Air Force (W, 41-24)
Opp: 2005, by C. Wells, TD by G. Rybak vs. Air Force (W, 62-41)

PUNT 60 YARDS OR MORE:

BYU: 2008, C. Santiago 62 yards at Utah (L, 24-48)
Opp: 2009, A. McCoy 70 yards at Wyoming (W, 52-0)

PUNT AVERAGE 50 OR MORE (min. 3):

BYU: 2009, R. Stephenson 51.0 vs. Colorado State (W, 42-23)

DID NOT PUNT DURING ENTIRE GAME:

BYU: 2010, at Colorado State (W, 49-10)

GENERAL

DEFEATED A RANKED OPPONENT:

BYU: 2009, vs. No. 18 Oregon State (W, 44-20)
Opp: 2010, at Air Force (L, 14-35)

THE LAST TIME OVERTIME WAS PLAYED:

BYU: 2009, vs. Utah (W, 26-23)

TEAM WAS AHEAD AT HALF AND LOST:

BYU: 2007, at Tulsa (ahead 34-31, lost 55-47)
Opp: 2010, vs. Washington (ahead 17-13, lost 23-17)

SHUTOUT IN THE FIRST HALF:

BYU: 2010, at TCU (L, 3-31)
Opp: 2010, at Colorado State (W, 49-10)

SHUTOUT IN THE SECOND HALF:

BYU: 2010, at Air Force (L, 14-35)
Opp: 2010, vs. Washington, (W, 23-17)

SHUTOUT:

BYU: 2009, at Wyoming (W, 52-0)
Opp: 2003, vs. Utah (L, 3-0)

PENALTIES 10 OR MORE:

BYU: 2009, 10 vs. Oklahoma (W, 14-13)
Opp: 2010, 12 at Utah State (L, 16-31)

PENALTY YARDS 100 OR MORE:

BYU: 2008, 12-123 at Utah State (W, 34-14)
Opp: 2010, 12-105 at Utah State (L, 16-31)

PENALTIES 1 OR LESS:

BYU: 2010, vs. Nevada (L, 13-27)
Opp: 2006, at Air Force (W, 33-14)

NO TURNOVERS:

BYU: 2010 vs. UNLV (W, 55-7)
Opp: 2010 vs. Wyoming (W, 25-20)

TIME OF POSSESSION 40 MINUTES OR MORE:

BYU: 2010, 45:01 vs. San Diego State (W, 24-21)



2010 COUGAR FOOTBALL

GAME-BY-GAME

GAME 1 - SEPTEMBER 4, 2010 BYU VS. WASHINGTON

LAVELL EDWARDS STADIUM - PROVO, UTAH

Score by Quarters 1 2 3 4 Score

Washington..... 7 10 0 0 - 17 Record: (1-0)

BYU..... 5 8 10 0 - 23 Record: (0-1)

Scoring Summary:

1st 10:02 WASH - Kearse, J. 19 yd pass from Locker, Jake (Folk, Erik kick), 7-73 3:03, WASH 7 - BY 0

04:30 BY - TEAM safety, WASH 7 - BY 2

00:31 BY - PAYNE, Mitch 22 yd field goal, 9-66 3:53, WASH 7 - BY 5

2nd 12:08 BY - QUEZADA, Joshua 9 yd pass from NELSON, Riley (NELSON, Riley rush), 8-47 2:36, WASH 7 - BY 13

08:43 WASH - Locker, Jake 9 yd run (Folk, Erik kick), 9-80 3:25, WASH 14 - BY 13

00:00 WASH - Folk, Erik 54 yd field goal, 11-63 1:55, WASH 17 - BY 13

3rd 06:59 BY - PAYNE, Mitch 29 yd field goal, 11-58 5:33, WASH 17 - BY 16

04:23 BY - DI LUIGI, JJ 48 yd pass from NELSON, Riley (PAYNE, Mitch kick), 3-48 0:56, WASH 17 - BY 23

	WASH	BYU
FIRST DOWNS.....	20	23
RUSHES-YARDS (NET).....	31-128	33-146
PASSING YDS (NET).....	266	262
Passes Att-Comp-Int.....	39-20-0	40-24-0
TOTAL OFFENSE PLAYS-YARDS.....	70-394	73-408
Fumble Returns-Yards.....	0-0	0-0
Punt Returns-Yards.....	0-0	2-26
Kickoff Returns-Yards.....	3-20	4-72
Interception Returns-Yards.....	0-0	0-0
Punts (Number-Avg).....	6-45.2	6-37.2
Fumbles-Lost.....	2-0	2-0
Penalties-Yards.....	5-66	6-60
Possession Time.....	27:48	32:12
Third-Down Conversions.....	5 of 15	5 of 16
Fourth-Down Conversions.....	0 of 3	1 of 1
Red-Zone Scores-Chances.....	2-2	3-3
Sacks By: Number-Yards.....	0-0	1-4

RUSHING: Washington-Polk, Chris 16-92; Callier, Jesse 2-40; Locker, Jake 11-29; Fogerson, Johri 1-6; Mahan, Will 1-minus 39. BYU-DI LUIGI, JJ 13-69; NELSON, Riley 8-45; KARIYA, Bryan 8-20; CHAMBERS, O'Nei 1-8; HEAPS, Jake 1-6; TEAM 2-minus 2.

PASSING: Washington-Locker, Jake 20-37-0-266; Aguilar, Devin 0-1-0-0; TEAM 0-1-0-0. BYU HEAPS, Jake 13-23-0-131; NELSON, Riley 11-17-0-131.

RECEIVING: Washington-Kearse, J. 5-108; Aguilar, Devin 5-57; Bruns, Cody 3-25; Callier, Jesse 2-15; Polk, Jordan 1-25; Izbicki, Chris 1-15; Sylvester, A. 1-9; Polk, Chris 1-7; Goodwin, D. 1-5. BYU-ASHWORTH, Luke 6-24; DI LUIGI, JJ 4-83; WILSON, Richard 3-45; JACOBSON, McKay 3-33; CHAMBERS, O'Nei 3-21; MATHEWS, Marcus 1-17; MUEHLMANN, Mike 1-15; HOFFMAN, Cody 1-14; QUEZADA, Joshua 1-9; KARIYA, Bryan 1-1.

INTERCEPTIONS: Washington-None. BYU-None.

FUMBLES: Washington-Mahan, Will 1-0; Locker, Jake 1-0. BYU-CHAMBERS, O'Nei 1-0; DI LUIGI, JJ 1-0.

SACKS (UA-A): Washington-None. BYU-PENDLETON, Jord 0-1; FUGA, Romney 0-1.

TACKLES (UA-A): Washington-Foster, Mason 9-5; Aiyewa, Victor 8-2; Williams, Nate 5-7; Fellner, Nathan 7-2; Trufant, D. 4-1; Richardson, Q. 3-1; Elisara, Cam. 2-1; Crichton, Talia 1-3; Shamburger, W. 2-0; Dennison, Cort 0-3; Gilliland, G. 1-0; Tucker, Tim 1-0; Houston, Matt 1-0; Thompson, E. 0-1. BYU-RICH, Andrew 6-3; HUNTER, Shane 5-4; THOMAS, Steven 4-2; PENDLETON, Jord 2-6; OGLETREE, Brand 3-3; BRADLEY, Brando 3-3; FUGA, Romney 1-4; FRAZIER, Jameso 1-2; SO'OTO, Vic 1-2; LEUNG-WAI, Aven 1-1; JORGENSEN, Aust 1-1; LOGAN, Brian 1-0; GALEA'I, Jray 1-0; MANUMALEUNA, Ea 0-2; PUTNAM, Matt 0-1; HAGUE, Mike 0-1

GAME 2 - SEPTEMBER 11, 2010 BYU VS. AIR FORCE

FALCON STADIUM - USAFA, COLORADO

Score by Quarters 1 2 3 4 Score

BYU..... 14 0 0 0 - 14 Record: (1-1)

Air Force.....7 14 7 7 - 35 Record: (2-0)

Scoring Summary:

1st 09:43 BY - DI LUIGI, JJ 1 yd run (PAYNE, Mitch kick), 12-74 5:17, BY 7 - AF 0

08:34 AF - HUNTER, Mikel 37 yd pass from JEFFERSON, Tim (SODERBERG, Erik kick), 5-61 1:05, BY 7 - AF 7

02:29 BY - NELSON, Riley 4 yd run (PAYNE, Mitch kick), 5-49 2:43, BY 14 - AF 7

2nd 09:42 AF - JEFFERSON, Tim 5 yd run (SODERBERG, Erik kick), 17-80 7:47, BY 14 - AF 14

05:17 AF - HUNTER, Mikel 33 yd run (SODERBERG, Erik kick), 2-48 0:36, BY 14 - AF 21

3rd 02:24 AF - WARZEKA, Jon 46 yd run (SODERBERG, Erik kick), 9-76 3:51, BY 14 - AF 28

4th 12:34 AF - WALKER, Nathan 5 yd run (SODERBERG, Erik kick), 5-45 2:15, BY 14 - AF 35

	BYU	AFA
FIRST DOWNS.....	15	22
RUSHES-YARDS (NET).....	34-221	65-409
PASSING YDS (NET).....	88	68
Passes Att-Comp-Int.....	25-10-1	13-5-1
TOTAL OFFENSE PLAYS-YARDS.....	59-309	78-477
Fumble Returns-Yards.....	0-0	0-0
Punt Returns-Yards.....	2-13	0-0
Kickoff Returns-Yards.....	4-81	1-12
Interception Returns-Yards.....	1-0	1-1
Punts (Number-Avg).....	6-29.3	4-41.5
Fumbles-Lost.....	4-2	1-0
Penalties-Yards.....	7-45	10-125
Possession Time.....	23:01	36:59
Third-Down Conversions.....	6 of 15	10 of 19
Fourth-Down Conversions.....	1 of 2	2 of 2
Red-Zone Scores-Chances.....	2-2	2-3
Sacks By: Number-Yards.....	1-5	0-0

RUSHING: BYU-DI LUIGI, JJ 7-103; NELSON, Riley 20-95; KARIYA, Bryan 7-23. Air Force-CLARK, Asher 18-121; TEW, Jared 17-77; WARZEKA, Jon 6-62; HUNTER, Mikel 2-53; JEFFERSON, Tim 9-38; WALKER, Nathan 7-28; HALDERMAN, Kyle 2-16; JONES, Darius 1-9; SOUTHWORTH, Rya 2-7; TEAM 1-minus 2.

PASSING: BYU-NELSON, Riley 8-19-0-73; HEAPS, Jake 2-6-1-15. Air Force-JEFFERSON, Tim 5-13-1-68.

RECEIVING: BYU-HOFFMAN, Cody 3-37; DI LUIGI, JJ 3-25; MUEHLMANN, Mike 1-13; ASHWORTH, Luke 1-8; QUEZADA, Joshua 1-4; KARIYA, Bryan 1-1. Air Force-CLARK, Asher 3-8; HUNTER, Mikel 1-37; HALDERMAN, Kyle 1-23.

INTERCEPTIONS: BYU-HUNTER, Shane 1-0. Air Force-REMBERT, Reggie 1-1.

FUMBLES: BYU-DI LUIGI, JJ 2-1; NELSON, Riley 2-1. Air Force-TEW, Jared 1-0.

SACKS (UA-A): BYU-SO'OTO, Vic 1-0. Air Force-None.

TACKLES (UA-A): BYU-RICH, Andrew 9-5; SO'OTO, Vic 3-8; HUNTER, Shane 5-5; RICHARDSON, Jor 6-3; JORGENSEN, Aust 1-6; FRAZIER, Jameso 4-2; LOGAN, Brian 2-3; PENDLETON, Jord 1-4; STOUT, Zac 2-1; UALE, Travis 2-1; BRADLEY, Brando 1-2; FUGA, Romney 1-2; OGLETREE, Brand 1-1; MANUMALEUNA, Ea 1-1; THOMAS, Steven 1-0; BRYSON, Thomas 1-0; HAGUE, Mike 1-0; PUTNAM, Matt 1-0; HOFFMAN, Cody 1-0. Air Force-WAIWAI, Jord 1-6; AMACK, Brady 4-2; RICKETTS, Rick 3-3; REMBERT, Reggie 3-2; HENNESSEY, Pat 3-2; DAVIS, Jon 2-3; MORRIS, Andre 3-1; LINDSAY, Brian 2-2; ADEJI-PAUL, PJ 2-1; WRIGHT, Anthony 2-1; PAYNE, Zach 1-2; CHAMBERS, James 1-0; REID, Colton 1-0; FREEMAN, Joshua 1-0; MCWILLIAMS, Har 1-0; GARDNER, Ryan 0-1; HALL, Josh 0-1; KONEMANN, Caleb 0-1.



2010 COUGAR FOOTBALL

GAME-BY-GAME

GAME 3 - SEPTEMBER 18, 2010 BYU VS. FLORIDA STATE

DOAK CAMPBELL STADIUM - TALLAHASSEE, FLORIDA

Score by Quarters 1 2 3 4 Score

BYU..... 0 10 0 0 - 10 Record: (1-2)
Florida State..... 3 10 14 7 - 34 Record: (2-1)

Scoring Summary:

1st 00:36 FS - Dustin Hopkins 26 yd field goal, 10-62 4:44, BY 0 - FS 3
2nd 09:56 FS - Dustin Hopkins 47 yd field goal, 4-9 1:24, BY 0 - FS 6
07:40 FS - Chris Thompson 83 yd run (Dustin Hopkins kick), 1-83 0:14, BY 0 - FS 13
04:26 BY - PAYNE, Mitch 28 yd field goal, 7-49 3:14, BY 3 - FS 13
00:14 BY - HOFFMAN, Cody 4 yd pass from HEAPS, Jake (PAYNE, Mitch kick), 11-71 1:56, BY 10 - FS 13
3rd 07:16 FS - Ty Jones 2 yd pass from Christian Ponder (Dustin Hopkins kick), 14-63 6:53, BY 10 - FS 20
00:55 FS - Christian Ponder 1 yd run (Dustin Hopkins kick), 4-86 1:37, BY 10 - FS 27
4th 01:35 FS - Ty Jones 9 yd run (Dustin Hopkins kick), 4-7 2:23, BY 10 - FS 34

	BYU	FSU
FIRST DOWNS.....	17	19
RUSHES-YARDS (NET).....	35-76	44-278
PASSING YDS (NET).....	115	149
Passes Att-Comp-Int.....	35-16-1	21-14-0
TOTAL OFFENSE PLAYS-YARDS...	70-191	65-427
Fumble Returns-Yards.....	0-0	0-0
Punt Returns-Yards.....	2-19	4-18
Kickoff Returns-Yards.....	1-24	2-18
Interception Returns-Yards....	0-0	1-2
Punts (Number-Avg).....	6-47.0	3-47.0
Fumbles-Lost.....	4-1	2-1
Penalties-Yards.....	5-45	8-65
Possession Time.....	25:54	34:06
Third-Down Conversions.....	4 of 15	6 of 13
Fourth-Down Conversions.....	1 of 3	1 of 1
Red-Zone Scores-Chances.....	2-2	5-6
Sacks By: Number-Yards.....	3-16	8-52

RUSHING: Brigham Young-DI LUIGI, JJ 18-93; KARIYA, Bryan 7-27; QUEZADA, Joshua 1-9; NELSON, Riley 3-8; HEAPS, Jake 6-minus 61. Florida State-Chris Thompson 9-123; Ty Jones 15-95; Christian Ponder 13-50; Jermaine Thomas 4-9; Lonnie Pryor 1-5; TEAM 2-minus 4.

PASSING: Brigham Young-HEAPS, Jake 15-31-0-114; NELSON, Riley 1-4-1-1. Florida State-Christian Ponder 14-21-0-149.

RECEIVING: Brigham Young-HOFFMAN, Cody 5-17; DI LUIGI, JJ 3-36; CHAMBERS, O'Neill 2-27; KARIYA, Bryan 2-10; ASHWORTH, Luke 2-6; HAGUE, Mike 1-13; JACOBSON, McKay 1-6. Florida State-Bert Reed 9-89; Rodney Smith 2-18; Willie Haulstead 1-34; Taiwan Easterling 1-6; Ty Jones 1-2.

INTERCEPTIONS: Brigham Young-None. Florida State-Xavier Rhodes 1-2.

FUMBLES: Brigham Young-HEAPS, Jake 3-0; NELSON, Riley 1-1. Florida State-Bert Reed 1-1; Christian Ponder 1-0.

SACKS (UA-A): Brigham Young-MANUMALEUNA, Eathyn 1-1; PENDLETON, Jordan 1-1. Florida State-Brandon Jenkins 2-0; Dan Hicks 1-0; Everett Dawkins 1-0; Markus White 1-0; Anthony McCloud 1-0; Xavier Rhodes 1-0; Bjoern Werner 1-0.

TACKLES (UA-A): Brigham Young-PENDLETON, Jordan 9-3; RICH, Andrew 6-4; JORGENSEN, Austen 7-0; HUNTER, Shane 4-0; FUGA, Romney 2-2; LEUNG-WAI, Aveni 2-2; LOGAN, Brian 2-2; FRAZIER, Jameson 3-0; THOMAS, Steven 2-1; FOOTE, David 2-0; BRADLEY, Brandon 2-0; EASON, Corby 2-0; MANUMALEUNA, Eathyn 1-1; MENDENHALL, Zeke 1-0 UALE, Travis 1-0; DI LUIGI, JJ 1-0; SO'OTO, Vic 0-1. Florida State-Kendall Smith 5-2; Greg Reid 4-2; Nigel Bradham 4-2; Markus White 4-0; Brandon Jenkins 3-1; Nick Moody 3-1; Terrance Parks 2-2; Xavier Rhodes 2-0; Bjoern Werner 2-0; Mike Harris 2-0; Everett Dawkins 2-0; Lamarcus Joyner 2-0; Mister Alexander 2-0; Jacobbi McDaniel 2-0; Anthony McCloud 2-0; Dan Hicks 1-0; Chris Revell 1-0; Jajuan Harley 1-0; Telvin Smith 1-0.

GAME 4 - SEPTEMBER 25, 2010 BYU VS. NEVADA

LAVELL EDWARDS STADIUM - PROVO, UTAH

Score by Quarters 1 2 3 4 Score

Nevada..... 14 10 0 3 - 27 Record: (4-0)
BYU..... 7 3 0 3 - 13 Record: (1-3)

Scoring Summary:

1st 10:16 NEV - Randall, C. 6 yd pass from Kaepernick, C. (Martinez, A. kick), 9-84 4:44, NEV 7 - BY 0
07:04 BY - DI LUIGI, JJ 2 yd run (PAYNE, Mitch kick), 5-36 1:31, NEV 7 - BY 7
01:39 NEV - TAU, Vai 1 yd run (Martinez, A. kick), 12-80 5:25, NEV 14 - BY 7
2nd 09:18 NEV - Kaepernick, C. 4 yd run (Martinez, A. kick), 9-57 4:48, NEV 21 - BY 7
01:20 BY - PAYNE, Mitch 27 yd field goal, 11-35 2:58, NEV 21 - BY 10
00:00 NEV - Drake, Ricky 38 yd field goal, 9-55 1:14, NEV 24 - BY 10
4th 11:27 NEV - Martinez, A. 29 yd field goal, 21-75 8:53, NEV 27 - BY 10
07:46 BY - PAYNE, Mitch 29 yd field goal, 9-65 3:36, NEV 27 - BY 13

	NEV	BYU
FIRST DOWNS.....	23	21
RUSHES-YARDS (NET).....	53-239	25-91
PASSING YDS (NET).....	196	229
Passes Att-Comp-Int.....	26-16-1	45-24-0
TOTAL OFFENSE PLAYS-YARDS.....	79-435	70-320
Fumble Returns-Yards.....	0-0	0-0
Punt Returns-Yards.....	1-0	1-8
Kickoff Returns-Yards.....	2-32	3-103
Interception Returns-Yards....	0-0	1-14
Punts (Number-Avg).....	2-56.0	3-31.3
Fumbles-Lost.....	3-1	0-0
Penalties-Yards.....	6-65	1-5
Possession Time.....	36:17	23:43
Third-Down Conversions.....	9 of 17	5 of 15
Fourth-Down Conversions.....	3 of 4	1 of 4
Red-Zone Scores-Chances.....	4-4	3-5
Sacks By: Number-Yards.....	1-10	0-0

RUSHING: Nevada-Taua, Vai 29-133; Kaepernick, C. 17-82; Randall, C. 4-10; Shepherd, M. 1-7; Mark, Lampford 1-4; Green, Virgil 1-3. BYU-DI LUIGI, JJ 15-67; QUEZADA, Joshua 3-15; KARIYA, Bryan 4-11; HEAPS, Jake 3-minus 2.

PASSING: Nevada-Kaepernick, C. 16-25-1-196; TEAM 0-1-0-0. BYU-HEAPS, Jake 24-45-0-229.

RECEIVING: Nevada-Session, Tray 3-38; Matthews, R. 3-35; Wimberly, B. 2-59; Shepherd, M. 2-26; Randall, C. 2-12; Green, Virgil 1-11; Sudfeld, Zach 1-8; Wellington, C. 1-6; Taua, Vai 1-1. BYU-DI LUIGI, JJ 8-56; HOFFMAN, Cody 4-74; JACOBSON, McKay 4-44; ASHWORTH, Luke 2-15; QUEZADA, Joshua 2-12; KARIYA, Bryan 2-5; MATHEWS, Marcus 1-18; PETERSON, BJ 1-5.

INTERCEPTIONS: Nevada-None. BYU-SO'OTO, Vic 1-14.

FUMBLES: Nevada-Kaepernick, C. 2-0; Taua, Vai 1-1. BYU-None.

SACKS (UA-A): Nevada-Roy, Brett 1-0. BYU-None.

TACKLES (UA-A): Nevada-Johnson, J.M. 7-3; Johnson, Marlon 6-3; Grimes, Kevin 5-1; Moch, Dontay 5-0; Frey, Isaiah 3-0; Marshall, B. 3-0; Miller, Doyle 3-0; Burnett, Kaelin 1-2; Madonick, Zack 2-0; Roy, Brett 2-0; Coulson, Ryan 1-1; Jefferson, S. 1-0; Drake, Ricky 1-0; Williams, Duke 1-0; Brown, Thaddeus 1-0; Faddis, Dean 1-0; Matthews, R. 1-0; Boughton, D. 1-0. BYU-RICH, Andrew 9-5; HUNTER, Shane 3-4; JORGENSEN, Austen 2-5; LOGAN, Brian 6-0; STOUT, Zac 3-3; PENDLETON, Jordan 3-3; MANUMALEUNA, Eathyn 0-6; UALE, Travis 2-3; EASON, Corby 4-0; BRADLEY, Brandon 3-1; SO'OTO, Vic 2-2; FUGA, Romney 2-1; FRAZIER, Jameson 1-2; RICHARDSON, Jordan 0-3; MENDENHALL, Zeke 1-1; PUTNAM, Matt 0-2; GALEA, Jray 1-0; STEELE, Tom 1-0; MARSHALL, Matt 0-1; LEUNG-WAI, Aveni 0-1; MEES, Carter 0-1.



2010 COUGAR FOOTBALL

GAME-BY-GAME

GAME 5 - OCTOBER 1, 2010 BYU VS. UTAH STATE

ROMNEY STADIUM - LOGAN, UTAH

Score by Quarters 1 2 3 4 Score

BYU..... 0 3 7 6 - 16 Record: (1-4)
Utah State..... 10 14 7 0 - 31 Record: (2-3)

Scoring Summary:

1st 06:57 USU - Martin, Xavier 79 yd pass from Borel, Diondre (Loveless, B. kick), 2-81 0:45, BY 0 - USU 7

00:27 USU - Loveless, B. 34 yd field goal, 10-36 4:09, BY 0 - USU 10

2nd 06:54 USU - Borel, Diondre 1 yd run (Loveless, B. kick), 12-62 4:35, BY 0 - USU 17

03:28 BY - PAYNE, Mitch 23 yd field goal, 9-48 3:18, BY 3 - USU 17

00:49 USU - Speight, D. 1 yd run (Loveless, B. kick), 7-33 2:28, BY 3 - USU 24

3rd 06:32 USU - Speight, D. 1 yd run (Loveless, B. kick), 12-69 4:38, BY 3 - USU 31

03:44 BY - KARIYA, Bryan 1 yd run (PAYNE, Mitch kick), 8-75 2:41, BY 10 - USU 31

4th 00:31 BY - DI LUIGI, JJ 3 yd run (PAYNE, Mitch kick blockd), 8-66 1:39, BY 16 - USU 31

	BYU	USU
FIRST DOWNS.....	22	19
RUSHES-YARDS (NET).....	25-65	59-242
PASSING YDS (NET).....	270	192
Passes Att-Comp-Int.....	55-27-2	13-10-0
TOTAL OFFENSE PLAYS-YARDS.....	80-335	72-434
Fumble Returns-Yards.....	0-0	0-0
Punt Returns-Yards.....	1-4	2-1
Kickoff Returns-Yards.....	6-121	2-87
Interception Returns-Yards....	0-0	2-8
Punts (Number-Avg).....	4-47.8	4-35.0
Fumbles-Lost.....	0-0	1-1
Penalties-Yards.....	6-45	12-105
Possession Time.....	26:35	33:25
Third-Down Conversions.....	8 of 18	11 of 18
Fourth-Down Conversions.....	0 of 2	0 of 0
Red-Zone Scores-Chances.....	3-3	4-4
Sacks By: Number-Yards.....	0-0	2-15

RUSHING: BYU-DI LUIGI, JJ 12-42; QUEZADA, Joshua 6-20; KARIYA, Bryan 4-5; HEAPS, Jake 3-minus 2. Utah State-Speight, D. 23-91; Borel, Diondre 10-68; Williams, K. 15-51; DeMartino, Joey 5-16; Watkins, Dontel 1-9; Reynolds, T. 1-6; Marshall, R. 1-2; Moats, Eric 1-1; TEAM 2-minus 2.

PASSING: BYU-HEAPS, Jake 27-55-2-270. Utah State-Borel, Diondre 10-13-0-192.

RECEIVING: BYU-JACOBSON, McKay 8-85; HOFFMAN, Cody 6-46; DI LUIGI, JJ 5-62; KARIYA, Bryan 2-8; MATHEWS, Marcus 1-32; MAHINA, Devin 1-21; HAFOKA, Spencer 1-8; QUEZADA, Joshua 1-4; MENDENHALL, Zed 1-2; HOLT, Austin 1-2. Utah State-Watkins, Dontel 3-28; Speight, D. 2-28; Bartlett, K. 2-26; Martin, Xavier 1-79; Williams, K. 1-21; DeMartino, Joey 1-10.

INTERCEPTIONS: BYU-None. Utah State-Coleman, Rajric 1-8; Randle, Chris 1-0.

FUMBLES: BYU-None. Utah State-Borel, Diondre 1-1.

SACKS (UA-A): BYU-None. Utah State-Koskan, Levi 1-0; Johnson, Devin 1-0.

TACKLES (UA-A): BYU-HUNTER, Shane 3-10; WAGNER, Jadon 6-4; UALE, Travis 5-5; OGLETREE, Brand 4-4; VAN NOY, Kyle 4-3; PENDLETON, Jordan 2-5; RICH, Andrew 1-5; PUTNAM, Matt 1-5; LOGAN, Brian 3-2; JORGENSEN, Austen 0-4; STOUT, Zac 1-2; BRADLEY, Brandon 1-2; GALEA'I, Jay 2-0; MANUMALEUNA, Eathyn 1-1; FOOTE, David 1-1; SO'OTO, Vic 0-2; SPEREDON, Jason 1-0; HOFFMAN, Cody 1-0; EASON, Corby 1-0; MARSHALL, Matt 1-0; MEES, Carter 1-0; BRYSON, Thomas 1-0; MENDENHALL, Zeke 0-1. Utah State-Wagner, Bobby 2-9; Gallagher, Kyle 3-7; McClenton, W. 5-3; Koskan, Levi 2-3; Byrd, Quinton 4-0; Colman, Rajric 4-0; Marsh, Curtis 3-1; Doughty, Jake 2-1; Bowden, Alfred 2-1; Dinka-Mba, M. 0-3; Keiaho, Junior 2-0; Sanders, C. 2-0; Garner, Quinn 2-0; Enesi, Sean 1-1; Randle, Chris 1-1; Schrader, Joey 1-1; Johnson, Devin 1-0; Morgan, Cache 0-1; Lawson, Nevin 0-1; Vought, Nick 0-1; Royster, Nathan 0-1; Dabb, Forrest 0-1.

GAME 6 - OCTOBER 9, 2010 BYU VS. SAN DIEGO STATE

LAVELL EDWARDS STADIUM - PROVO, UTAH

Score by Quarters 1 2 3 4 Score

San Diego State..... 0 7 7 7 - 21 Record: (3-2, 0-1)
BYU..... 14 0 3 7 - 24 Record: (2-4, 1-1)

Scoring Summary:

1st 04:57 BY - DI LUIGI, JJ 3 yd run (PAYNE, Mitch kick), 19-78 8:28, SDSU 0 - BY 7

02:02 BY - KARIYA, Bryan 2 yd run (PAYNE, Mitch kick), 5-24 2:40, SDSU 0 - BY 14

2nd 05:00 SDSU - Brown, Vincent 36 yd pass from LINDLEY, Ryan (PEREZ, Abel kick), 2-52 0:31, SDSU 7 - BY 14

3rd 06:21 BY - PAYNE, Mitch 29 yd field goal, 8-38 4:13, SDSU 7 - BY 17

03:43 SDSU - Escobar, Gavin 1 yd pass from LINDLEY, Ryan (PEREZ, Abel kick), 8-83 2:29, SDSU 14 - BY 17

4th 13:43 BY - KARIYA, Bryan 1 yd run (PAYNE, Mitch kick), 9-67 4:51, SDSU 14 - BY 24

06:27 SDSU - Sullivan, Brand 4 yd pass from LINDLEY, Ryan (PEREZ, Abel kick), 6-59 2:31, SDSU 21 - BY 24

	SDSU	BYU
FIRST DOWNS.....	12	24
RUSHES-YARDS (NET).....	12-53	62-271
PASSING YDS (NET).....	220	142
Passes Att-Comp-Int.....	36-20-1	23-16-1
TOTAL OFFENSE PLAYS-YARDS.....	48-273	85-413
Fumble Returns-Yards.....	0-0	0-0
Punt Returns-Yards.....	2-21	4-22
Kickoff Returns-Yards.....	2-38	2-62
Interception Returns-Yards....	1-0	1-11
Punts (Number-Avg).....	6-44.3	4-36.8
Fumbles-Lost.....	1-0	1-1
Penalties-Yards.....	4-37	5-25
Possession Time.....	14:59	45:01
Third-Down Conversions.....	3 of 10	12 of 19
Fourth-Down Conversions.....	1 of 1	1 of 1
Red-Zone Scores-Chances.....	2-2	4-5
Sacks By: Number-Yards.....	2-12	1-9

RUSHING: San Diego State-HILLMAN, Ronnie 11-62; LINDLEY, Ryan 1-minus 9. BYU-DI LUIGI, JJ 22-134; KARIYA, Bryan 22-85; QUEZADA, Joshua 11-50; HEAPS, Jake 6-4; TEAM 1-minus 2.

PASSING: San Diego State-LINDLEY, Ryan 20-34-1-220; TEAM 0-2-0-0. BYU-HEAPS, Jake 15-22-1-126; MARSHALL, Matt 1-1-0-16.

RECEIVING: San Diego State-BROWN, Vincent 6-101; SAMPSON, DeMarc 4-47; SANDIFER, Domin 3-25; SULLIVAN, Brand 3-6; QUIGLEY, Bryce 1-19; DENSO, Dylan 1-12; BROWN, Davon 1-9; ESCOBAR, Gavin 1-1. BYU-JACOBSON, McKay 4-29; MATHEWS, Marcus 3-43; DI LUIGI, JJ 3-23; KARIYA, Bryan 2-13; MUEHLMANN, Mike 1-16; HAGUE, Mike 1-10; MAHINA, Devin 1-5; HOFFMAN, Cody 1-3.

INTERCEPTIONS: San Diego State-MCFADDEN, Leon 1-0. BYU-OGLETREE, Brandon 1-11.

FUMBLES: San Diego State-PARKER, Larry 1-0. BYU-MATHEWS, Marcus 1-1.

SACKS (UA-A): San Diego State-BURRIS, Miles 2-0. BYU-VAN NOY, Kyle 1-0.

TACKLES (UA-A): San Diego State-LEWIS, Darryn 7-5; YARBROUGH, Marc 7-2; BERHE, Nat 6-3; SPENCER, Neil 4-3; ANDREWS, Marcus 4-2; BURRIS, Miles 4-2; KETCHUM, Logan 4-1; DAVIS, Brandon 3-2; STEVENS, Khalid 3-2; AUTELE, J.J. 3-2; PEREZ, Jose 4-0; BARKSDALE, Deme 3-0; MCFADDEN, Leon 2-1; TENHAEFF, Nick 2-1; SILUANO, Rene 1-2; PRESTON, Andrew 1-2; LONG, Jerome 2-0; WILLIAMS, B.J. 1-1; TAUANUU, Jacob 1-1; LAWSON, Ernie 0-2; HILLMAN, Ronnie 1-0; LOCKETT, Colin 1-0; DENSO, Dylan 1-0; PARKER, Larry 0-1; WADE, Josh 0-1. BYU-LOGAN, Brian 8-0; RICH, Andrew 2-4; VAN NOY, Kyle 5-0; BRADLEY, Brandon 4-1; EASON, Corby 2-0; WAGNER, Jadon 0-2; MEES, Carter 1-0; JORGENSEN, Austen 1-0; PUTNAM, Matt 1-0; HUNTER, Shane 0-1; UALE, Travis 0-1; SO'OTO, Vic 0-1; OGLETREE, Brandon 0-1; RICHARDSON, Jordan 0-1.



2010 COUGAR FOOTBALL

GAME-BY-GAME

GAME 7 - OCTOBER 16, 2010

BYU VS. NO. 4/5 TCU

AMON CARTER STADIUM - FORT WORTH, TEX.

Score by Quarters 1 2 3 4 Score

BYU..... 0 0 3 0 - 3 Record: (2-5, 1-2 MWC)
 TCU..... 3 14 0 14 - 31 Record: (7-0, 3-0 MWC)

Scoring Summary:

1st 02:19 TC - EVANS, Ross 20 yd field goal, 7-39 3:23, BY 0 - TC 3
 2nd 01:30 TC - BOYCE, Josh 35 yd pass from DALTON, Andy (EVANS, Ross kick), 2-46 0:12, BY 0 - TC 10
 00:26 TC - YOUNG, Jimmy 14 yd pass from DALTON, Andy (EVANS, Ross kick), 3-38 0:46, BY 0 - TC 17
 3rd 01:14 BY - PAYNE, Mitch 27 yd field goal, 14-70 5:31, BY 3 - TC 17
 4th 10:03 TC - BOYCE, Josh 20 yd pass from DALTON, Andy (EVANS, Ross kick), 8-64 3:41, BY 3 - TC 24
 04:26 TC - KERLEY, Jeremy 21 yd pass from DALTON, Andy (EVANS, Ross kick), 9-51 4:35, BY 3 - TC 31

	BYU	TCU
FIRST DOWNS.....	10	23
RUSHES-YARDS (NET).....	27-56	38-108
PASSING YDS (NET).....	91	273
Passes Att-Comp-Int.....	30-14-2	36-24-0
TOTAL OFFENSE PLAYS-YARDS....	57-147	74-381
Fumble Returns-Yards.....	0-0	0-0
Punt Returns-Yards.....	1-23	4-56
Kickoff Returns-Yards.....	6-123	2-81
Interception Returns-Yards....	0-0	2-2
Punts (Number-Avg).....	7-48.0	6-41.3
Fumbles-Lost.....	0-0	3-0
Penalties-Yards.....	4-20	4-20
Possession Time.....	24:16	35:44
Third-Down Conversions.....	3 of 14	7 of 16
Fourth-Down Conversions.....	0 of 2	1 of 2
Red-Zone Scores-Chances.....	1-1	3-3
Sacks By: Number-Yards.....	2-12	3-21

RUSHING: BYU-KARIYA, Bryan 12-57; DI LUIGI, JJ 9-11; QUEZADA, Joshua 2-6; HAGUE, Mike 1-3; HEAPS, Jake 3-minus 21. TCU-WESLEY, Ed 10-53; TUCKER, Matthew 10-31; JAMES, Waymon 5-21; DALTON, Andy 7-16; DEAN, Aundre 2-9; PACHALL, Casey 1-2; SHIVERS, Luke 1-1; DAWSON, Skye 1-minus 5; TEAM 1-minus 20.

PASSING: BYU-HEAPS, Jake 14-30-2-91. TCU-DALTON, Andy 24-36-0-273.

RECEIVING: BYU-DI LUIGI, JJ 6-37; KARIYA, Bryan 4-31; HAGUE, Mike 2-14; MAHINA, Devin 1-5; JACOBSON, McKay 1-4. TCU-BOYCE, Josh 8-127; KERLEY, Jeremy 5-25; JOHNSON, Bart 3-59; YOUNG, Jimmy 3-40; HICKS, Antoine 2-20; WESLEY, Ed 2-minus 4; TUCKER, Matthew 1-6.

INTERCEPTIONS: BYU-None. TCU-JOHNSON, Tejay 1-2; CARDER, Tank 1-0.

FUMBLES: BYU-None. TCU-KERLEY, Jeremy 1-0; TUCKER, Matthew 1-0; TEAM 1-0.

SACKS (UA-A): BYU-SO'OTO, Vic 1-0; EASON, Corby 1-0. TCU-YENDREY, D.J. 1-0; MAPONGA, Stansl 1-0; GRANT, Cory 1-0.

TACKLES (UA-A): BYU-RICH, Andrew 10-3; WAGNER, Jadon 4-2; SO'OTO, Vic 4-1; BRADLEY, Brandon 4-1; OGLETREE, Brandon 3-2; HUNTER, Shane 3-2; PUTNAM, Matt 4-0; LOGAN, Brian 3-1; VAN NOY, Kyle 2-2; MEES, Carter 3-0; EASON, Corby 3-0; RICHARDSON, Jordan 1-2; MENDENHALL, Zeke 2-0; UALE, Travis 2-0; MANUMALEUNA, Eathyn 1-1; JORGENSEN, Austen 1-0; STOUT, Zac 1-0; FOOTE, David 1-0; ASHWORTH, Luke 1-0; BROWN, Braden 1-0; VEA, Simote 0-1. TCU-BROCK, Tanner 8-3; CUBA, Tekerrein 5-4; JOHNSON, Tejay 3-5; DANIELS, Wayne 1-3; MCCOY, Greg 3-0; MAPONGA, Stansl 3-0; GRANT, Cory 2-1; CAIN, Kenny 2-1; CLAY, Curtis 2-0; TEAGUE, Jason 2-0; JONES, Colin 2-0; YENDREY, D.J. 1-0; GRIFFIN, Kelly 1-0; CARDER, Tank 1-0; THOMPSON, Jurre 1-0; BURKS, Greg 1-0; BATTLE, Travara 0-1.

GAME 8 - OCTOBER 23, 2010

BYU VS. WYOMING

LAVELL EDWARDS STADIUM - PROVO, UTAH

Score by Quarters 1 2 3 4 Score

Wyoming..... 0 10 3 7 - 20 Record: (2-6, 0-4 MWC)
 BYU..... 16 0 3 6 - 25 Record: (3-5, 2-2 MWC)

Scoring Summary:

1st 10:35 BY - DI LUIGI, JJ 7 yd run (PAYNE, Mitch kick), 10-58 4:25, WY 0 - BY 7
 09:53 BY - TEAM safety, , WY 0 - BY 9
 04:53 BY - KARIYA, Bryan 4 yd run (PAYNE, Mitch kick), 5-33 1:52, WY 0 - BY 16
 2nd 03:50 WY - LEWIS, Keith 55 yd interception return (WATTS, Ian kick), , WY 7 - BY 16
 00:52 WY - WATTS, Ian 44 yd field goal, 4--7 1:56, WY 10 - BY 16
 3rd 05:20 BY - PAYNE, Mitch 42 yd field goal, 9-48 4:32, WY 10 - BY 19
 00:30 WY - WATTS, Ian 38 yd field goal, 11-56 4:45, WY 13 - BY 19
 4th 12:34 BY - ASHWORTH, Luke 12 yd pass from HEAPS, Jake (HEAPS, Jake pass failed), 7-70 2:31, WY 13 - BY 25
 06:50 WY - MCNEILL, Chris 16 yd pass from CARTA-SAMUELS,A (WATTS, Ian kick), 4-80 1:20, WY 20 - BY 25

	WYO	BYU
FIRST DOWNS.....	13	20
RUSHES-YARDS (NET).....	27-63	51-217
PASSING YDS (NET).....	110	81
Passes Att-Comp-Int.....	29-13-0	18-10-1
TOTAL OFFENSE PLAYS-YARDS....	56-173	69-298
Fumble Returns-Yards.....	0-0	0-0
Punt Returns-Yards.....	1-4	2-12
Kickoff Returns-Yards.....	3-88	6-157
Interception Returns-Yards....	1-55	0-0
Punts (Number-Avg).....	6-31.0	4-40.0
Fumbles-Lost.....	1-0	1-1
Penalties-Yards.....	7-65	8-70
Possession Time.....	26:35	33:25
Third-Down Conversions.....	2 of 12	5 of 13
Fourth-Down Conversions.....	1 of 2	0 of 0
Red-Zone Scores-Chances.....	1-1	3-4
Sacks By: Number-Yards.....	1-11	3-18

RUSHING: Wyoming-HERRON, Robert 6-62; CARTA-SAMUELS,A 9-13; CRUM, Dax 2-10; ALEXANDER, A. 9-minus 7; TEAM 1-minus 15. BYU-KARIYA, Bryan 19-88; DI LUIGI, JJ 16-82; QUEZADA, Joshua 14-59; TEAM 1-minus 1; HEAPS, Jake 1-minus 11.

PASSING: Wyoming-CARTA-SAMUELS,A 13-26-0-110; CRUM, Dax 0-3-0-0. BYU-HEAPS, Jake 10-18-1-81.

RECEIVING: Wyoming-BOLGER, Zach 4-44; STUDNICKA, B. 2-26; LEONARD, David 2-10; MCNEILL, Chris 1-16; BURKHALTER, T. 1-13; ALEXANDER, A. 1-5; HERRON, Robert 1-2; CARLSON, Nick 1-minus 6. BYU-ASHWORTH, Luke 6-57; MATHEWS, Marcus 1-17; HOFFMAN, Cody 1-7; MUEHLMANN, Mike 1-4; DI LUIGI, JJ 1-minus 4.

INTERCEPTIONS: Wyoming-LEWIS, Keith 1-55. BYU-None.

FUMBLES: Wyoming-TEAM 1-0. BYU-QUEZADA, Joshua 1-1.

SACKS (UA-A): Wyoming-BIEZUNS, Josh 1-0. BYU-WAGNER, Jadon 1-0; MANUMALEUNA, Eathyn 1-0; SO'OTO, Vic 1-0.

TACKLES (UA-A): Wyoming-GARY, Shamiel 7-6; SCHOBBER, Oliver 4-5; PROSINSKI,Chris 5-3; GIPSON, Tashaun 4-2; PURCELL, Mike 2-4; RUFF, Luke 3-1; MERTENS,Patrick 2-2; HENDRICKS,Brian 2-2; GIPSON, Marcell 3-0; MUHAMMAD,Ghaali 2-1; BIRKENESS, Mat 2-1; LEWIS, Keith 2-0; HALL, Reece 2-0; HERRON, Robert 1-1; DURBIN, Ben 1-1; BIEZUNS, Josh 1-1; TONEY, Alex 1-1; KNAPTON, Gabe 0-2; HARRIS, Devyn 1-0; HUFF,Marqueston 0-1; LAWSON, Eric 0-1; HARTFORD, P. 0-1. BYU-HUNTER, Shane 3-3; OGLETREE, Brandon 5-0; SO'OTO, Vic 3-1; RICH, Andrew 3-1; VAN NOY, Kyle 2-2; JORGENSEN, Austen 3-0; UALE, Travis 3-0; WAGNER, Jadon 1-2; MANUMALEUNA, Eathyn 2-0; LOGAN, Brian 2-0; PUTNAM, Matt 1-1; BRADLEY, Brandon 1-1; FOOTE, David 1-0; EASON, Corby 1-0; ANSAH, Ezekiel 1-0; HESS, Connell 0-1.



2010 COUGAR FOOTBALL

GAME-BY-GAME

GAME 9 - NOVEMBER 6, 2010

BYU VS. UNLV

LAVELL EDWARDS STADIUM - PROVO, UTAH

Score by Quarters 1 2 3 4 Score

UNLV.....0 0 0 7 - 7 Record: (2-6, 0-4 MWC)
 BYU.....14 24 14 3 - 55 Record: (3-5, 2-2 MWC)

Scoring Summary:

1st 07:53 BY - QUEZADA, Joshua 13 yd run (PAYNE, Mitch kick), 9-49 4:20, LV 0 - BY 7
 02:31 BY - KARIYA, Bryan 2 yd run (PAYNE, Mitch kick), 11-86 4:19, LV 0 - BY 14
 2nd 12:40 BY - DI LUIGI, JJ 1 yd run (PAYNE, Mitch kick), 8-44 2:43, LV 0 - BY 21
 09:27 BY - HOFFMAN, Cody 37 yd pass from HEAPS, Jake (PAYNE, Mitch kick), 2-58 0:26,
 LV 0 - BY 28
 03:01 BY - QUEZADA, Joshua 13 yd run (PAYNE, Mitch kick), 8-76 3:43, LV 0 - BY 35
 00:00 BY - PAYNE, Mitch 48 yd field goal, 5-0 0:36, LV 0 - BY 38
 3rd 09:51 BY - ASHWORTH, Luke 42 yd pass from HEAPS, Jake (PAYNE, Mitch kick), 3-47
 1:00, LV 0 - BY 45
 01:26 BY - QUEZADA, Joshua 4 yd run (PAYNE, Mitch kick), 10-68 4:18, LV 0 - BY 52
 4th 08:00 BY - PAYNE, Mitch 25 yd field goal, 12-44 6:49, LV 0 - BY 55
 00:41 LV - SULLIVAN, M. 24 yd pass from HERRING, Caleb (KOHORST, Nolan kick), 11-70
 2:35, LV 7 - BY 55

	LV	BYU
FIRST DOWNS.....	11	29
RUSHES-YARDS (NET).....	28-22	51-216
PASSING YDS (NET).....	122	300
Passes Att-Comp-Int.....	29-11-2	32-20-0
TOTAL OFFENSE PLAYS-YARDS...	57-144	83-516
Fumble Returns-Yards.....	0-0	0-0
Punt Returns-Yards.....	0-0	4-42
Kickoff Returns-Yards.....	5-167	2-50
Interception Returns-Yards....	0-0	2-7
Punts (Number-Avg).....	10-35.7	3-36.3
Fumbles-Lost.....	0-0	1-0
Penalties-Yards.....	6-70	4-30
Possession Time.....	24:32	35:28
Third-Down Conversions.....	3 of 14	11 of 17
Fourth-Down Conversions.....	1 of 1	0 of 1
Red-Zone Scores-Chances.....	0-0	6-6
Sacks By: Number-Yards.....	0-0	5-31

RUSHING: UNLV-CORNETT, Tim 13-47; CLAYTON, Omar 3-2; PURVIS, Deante 1-minus 1; TROTTER, C. 2-minus 3; JOHNSON, M. 1-minus 6; HERRING, Caleb 8-minus 17. BYU-DI LUIGI, JJ 19-80; QUEZADA, Joshua 13-65; KARIYA, Bryan 11-46; FOOTE, David 2-15; FOLSOM, Ryan 5-11; TEAM 1-minus 1.

PASSING: UNLV-HERRING, Caleb 8-21-1-109; CLAYTON, Omar 3-8-1-13. BYU-HEAPS, Jake 19-31-0-294; LARK, James 1-1-0-6.

RECEIVING: UNLV-CORNETT, Tim 3-26; JOHNSON, M. 2-19; SULLIVAN, M. 1-24; DAVIS, Kurt 1-20; PAYNE, Phillip 1-16; MAYS, Trey 1-16; VIDAL, Anthony 1-6; TROTTER, C. 1-minus 5. BYU-ASHWORTH, Luke 5-83; JACOBSON, McKay 4-70; DI LUIGI, JJ 4-44; HOFFMAN, Cody 2-57; KARIYA, Bryan 1-14; HAFOKA, Spencer 1-11; MATHEWS, Marcus 1-9; MAHINA, Devin 1-6; PETERSON, BJ 1-6.

INTERCEPTIONS: UNLV-None. BYU-FRAZIER, Jameson 1-7; LOGAN, Brian 1-0.

FUMBLES: UNLV-None. BYU-DI LUIGI, JJ 1-0.

SACKS (UA-A): UNLV-None. BYU-PUTNAM, Matt 1-0; ROWLEY, Graham 1-0; HESS, Connell 1-0; JORGENSEN, Austen 1-0; EASON, Corby 1-0.

TACKLES (UA-A): UNLV-DE GIACOMO, A. 6-3; FUJIAONO, Starr 3-6; TUILOMA, Eric 4-4; RANDLEMAN, C. 7-0; THERRELL, John 2-3; CHANDLER, Will 4-0; BELL, B.J. 4-0; BROOKS, Preston 3-1; PAULO, Ronnie 3-1; GRANT, Mike 3-1; MAKI, Tani 0-4; KLORMAN, Alex 2-1; DUNLAP, James 1-2; AAITUI, Isaako 1-2; CARTER, Nate 1-1; MAREKO, Daniel 1-1; BOBAK, Ian 0-2; CLAUSEN, Mike 1-0; MAYS, Trey 1-0; HASSON, Tim 1-0; COLEMAN, Cedric 1-0; KNUSTSON, Tate 1-0; GASTON, Tyler 0-1; HOLLOWAY, Nate 0-1. BYU-HUNTER, Shane 2-3; PUTNAM, Matt 3-1; RICH, Andrew 2-2; JORGENSEN, Aust 3-0; STOUT, Zac 2-1; UALE, Travis 2-1; FRAZIER, Jameso 1-2; RICHARDSON, Jor 2-0; WAGNER, Jadon 2-0; BUCKNER, Robbie 2-0; VAN VALKENBURG, AJ 2-0; OGLETREE, Brand 1-1; FALSLEV, JD 1-1; ROWLEY, Graham 1-1; EASON, Corby 1-0; BRADLEY, Brando 1-0; LEUNG-WAI, Aveni 1-0; HESS, Co nell 1-0; LOGAN, Brian 1-0; STEPHENSON, Ril 1-0; STEELE, Tom 1-0; MANUMALEUNA, Ea 0-1; MENDENHALL, Zek 0-1; SO'OTO, Vic 0-1; BRYSON, Thomas 0-1; VAN NOY, Kyle 0-1.

GAME 10 - NOVEMBER 13, 2010

BYU VS. COLORADO STATE

HUGHES STADIUM - FT. COLLINS, COLORADO

Score by Quarters 1 2 3 4 Score

BYU.....14 21 7 7 - 49 Record: (5-5, 4-2 MWC)
 Colorado State.....0 0 0 10 - 10 Record: (3-8, 2-5 MWC)

Scoring Summary:

1st 08:56 BY - ASHWORTH, Luke 62 yd pass from HEAPS, Jake (PAYNE, Mitch kick), 4-89
 1:19, BY 7 - CS 0
 03:36 BY - ASHWORTH, Luke 7 yd pass from HEAPS, Jake (PAYNE, Mitch kick), 7-44 3:42,
 BY 14 - CS 0
 2nd 14:49 BY - VAN NOY, Kyle 44 yd fumble recovery (PAYNE, Mitch kick), , BY 21 - CS 0
 07:21 BY - ASHWORTH, Luke 36 yd pass from HEAPS, Jake (PAYNE, Mitch kick), 7-74
 3:16, BY 28 - CS 0
 00:27 BY - ASHWORTH, Luke 8 yd pass from HEAPS, Jake (PAYNE, Mitch kick), 9-82 3:45,
 BY 35 - CS 0
 3rd 00:17 BY - MENDENHALL, Zed 1 yd run (PAYNE, Mitch kick), 16-76 7:14, BY 42 - CS 0
 4th 07:58 CS - DELINE, Ben 34 yd field goal, 15-63 7:13, BY 42 - CS 3
 05:49 BY - FOOTE, David 31 yd run (PAYNE, Mitch kick), 4-59 2:03, BY 49 - CS 3
 03:07 CS - CARTER, Raymond 22 yd pass from THOMAS, Pete (DELINE, Ben kick), 8-80
 2:42, BY 49 - CS 10

	BYU	CSU
FIRST DOWNS.....	26	20
RUSHES-YARDS (NET).....	44-284	24-83
PASSING YDS (NET).....	242	292
Passes Att-Comp-Int.....	20-15-0	42-28-2
TOTAL OFFENSE PLAYS-YARDS....	64-526	66-375
Fumble Returns-Yards.....	1-44	0-0
Punt Returns-Yards.....	1-5	0-0
Kickoff Returns-Yards.....	2-35	4-57
Interception Returns-Yards....	2-4	0-0
Punts (Number-Avg).....	0-0.0	3-41.3
Fumbles-Lost.....	3-2	3-2
Penalties-Yards.....	2-23	5-60
Possession Time.....	30:00	30:00
Third-Down Conversions.....	12 of 13	8 of 14
Fourth-Down Conversions.....	1 of 1	1 of 1
Red-Zone Scores-Chances.....	3-4	1-1
Sacks By: Number-Yards.....	2-10	0-0

RUSHING: BYU-FOLSOM, Ryan 2-74; KARIYA, Bryan 14-63; DI LUIGI, JJ 10-59; QUEZADA, Joshua 7-43; FOOTE, David 2-32; FALSLEV, JD 1-15; LARK, James 1-4; MENDENHALL, Zed 1-1; HEAPS, Jake 4-minus 3; TEAM 2-minus 4. Colorado State-MASON, Leonard 11-59; LIGGETT, Tyson 1-14; CARTER, Raymond 5-10; MOSURE, John 2-8; THOMAS, Pete 3-minus 4; GREENWOOD, Lou 2-minus 4.

PASSING: BYU-HEAPS, Jake 15-20-0-242. Colorado State-THOMAS, Pete 28-42-2-292.

RECEIVING: BYU-ASHWORTH, Luke 4-113; HOFFMAN, Cody 3-42; HAFOKA, Spencer 2-17; MUEHLMANN, Mike 1-26; JACOBSON, McKay 1-15; MENDENHALL, Zed 1-11; DI LUIGI, JJ 1-9; MAHINA, Devin 1-5; KARIYA, Bryan 1-4. Colorado State-LIGGETT, Tyson 5-62; GREENWOOD, Lou 5-54; CARTER, Raymond 5-30; PAUGA, Zac 4-43; STEELE, Byron 3-56; DRAKE, Tony 2-16; PEITZ, Eric 1-17; MASON, Leonard 1-7; YEMM, Matt 1-5; BROWN, Joe 1-2.

INTERCEPTIONS: BYU-RICH, Andrew 1-3; LOGAN, Brian 1-1. Colorado State-None.

FUMBLES: BYU-HOFFMAN, Cody 1-1; LARK, James 1-0; HEAPS, Jake 1-1. Colorado State-MOSURE, John 1-1; MASON, Leonard 1-0; CARTER, Raymond 1-1.

SACKS (UA-A): BYU-SO'OTO, Vic 1-0; EASON, Corby 0-1; OGLETREE, Brandon 0-1. Colorado State-None.

TACKLES (UA-A): BYU-RICH, Andrew 3-6; OGLETREE, Brandon 4-4; EASON, Corby 5-2; UALE, Travis 5-1; WAGNER, Jadon 1-4; JORGENSEN, Austen 3-1; FRAZIER, Jameson 2-2; LOGAN, Brian 3-0; VAN NOY, Kyle 2-1; PUTNAM, Matt 1-2; SO'OTO, Vic 1-2; HUNTER, Shane 1-1; BRADLEY, Brandon 1-0; MARSHALL, Matt 1-0; JAUSSE, Landon 1-0; MENDENHALL, Zed 1-0; MENDENHALL, Zeke 1-0; HESS, Connell 1-0; LEUNG-WAI, Aveni 0-1; BUCKNER, Robbie 0-1; STOUT, Zac 0-1; PETERSON, Matt 0-1. Colorado State-BREWER, Ricky 5-8; SISSON, Mychal 5-7; HERD, Ivory 5-5; KAWULOK, Michae 1-6; SARGENT, Broder 1-4; ORAKPO, Mike 2-2; VINSON, Dominiq 3-0; MILLER, Guy 2-1; WHITTIER, Ty 0-3; BURL, Davis 0-3; FORD, Travis 2-0; WILKINSON, Dean 1-1; BELL, Shaq 1-1; SMITH, Elijah-B 0-2; THOMPSON, Ezra 0-2; JAMES, C.J. 1-0; SHAW, Marcus 1-0; GILLMORE, Crock 1-0; LAW, Marquise 1-0; LATU, Nuku 0-1.

BYU Overall Team Statistics (as of Nov 13, 2010)
All games

Team Statistics	BY	OPP
SCORING	232	233
Points Per Game	23.2	23.3
FIRST DOWNS	207	182
Rushing	88	85
Passing	94	87
Penalty	25	10
RUSHING YARDAGE	1643	1625
Yards gained rushing	1854	1924
Yards lost rushing	211	299
Rushing Attempts	387	381
Average Per Rush	4.2	4.3
Average Per Game	164.3	162.5
TDs Rushing	17	13
PASSING YARDAGE	1820	1888
Comp-Att-Int	176-322-8	161-284-7
Average Per Pass	5.7	6.6
Average Per Catch	10.3	11.7
Average Per Game	182.0	188.8
TDs Passing	10	15
TOTAL OFFENSE	3463	3513
Total Plays	709	665
Average Per Play	4.9	5.3
Average Per Game	346.3	351.3
KICK RETURNS: #-Yards	36-828	26-600
PUNT RETURNS: #-Yards	20-174	13-90
INT RETURNS: #-Yards	7-36	8-68
KICK RETURN AVERAGE	23.0	23.1
PUNT RETURN AVERAGE	8.7	6.9
INT RETURN AVERAGE	5.1	8.5
FUMBLES-LOST	16-7	18-6
PENALTIES-Yards	48-368	67-678
Average Per Game	36.8	67.8
PUNTS-Yards	43-1718	50-2011
Average Per Punt	40.0	40.2
Net punt average	34.6	34.7
TIME OF POSSESSION/Game	29:58	30:02
3RD-DOWN Conversions	71/155	64/148
3rd-Down Pct	46%	43%
4TH-DOWN Conversions	6/17	11/17
4th-Down Pct	35%	65%
SACKS BY-Yards	18-105	17-121
MISC YARDS	0	0
TOUCHDOWNS SCORED	28	29
FIELD GOALS-ATTEMPTS	11-14	10-14
ON-SIDE KICKS	0-0	0-0
RED-ZONE SCORES	(30-35) 86%	(24-26) 92%
RED-ZONE TOUCHDOWNS	(21-35) 60%	(18-26) 69%
PAT-ATTEMPTS	(25-26) 96%	(29-29) 100%
ATTENDANCE	309206	196556
Games/Avg Per Game	5/61841	5/39311
Neutral Site Games		0/0

Score by Quarters	1st	2nd	3rd	4th	oT	Total
BYU	84	69	47	32	0	232
Opponents	44	89	38	62	0	233

BYU Overall Individual Statistics (as of Nov 13, 2010)
All games

Rushing	gp	att	gain	loss	net	avg	td	lg	avg/g
DI LUIGI, JJ	10	141	767	27	740	5.2	6	46	74.0
KARIYA, Bryan	10	108	435	10	425	3.9	5	18	42.5
QUEZADA, Joshua	10	57	273	6	267	4.7	3	17	26.7
NELSON, Riley	3	31	163	15	148	4.8	1	24	49.3
FOLSOM, Ryan	6	7	85	0	85	12.1	0	74	14.2
FOOTE, David	9	4	47	0	47	11.8	1	31	5.2
FALSLEV, JD	10	1	15	0	15	15.0	0	15	1.5
CHAMBERS, O'Nei	5	1	8	0	8	8.0	0	8	1.6
LARK, James	2	1	5	1	4	4.0	0	0	2.0
HAGUE, Mike	9	1	3	0	3	3.0	0	3	0.3
MENDENHALL, Zed	9	1	1	0	1	1.0	1	1	0.1
TEAM	6	7	0	10	-10	-1.4	0	0	-1.7
HEAPS, Jake	10	27	52	142	-90	-3.3	0	13	-9.0
Total	10	387	1854	211	1643	4.2	17	74	164.3
Opponents	10	381	1924	299	1625	4.3	13	83	162.5

Punt Returns	no.	yds	avg	td	lg
FALSLEV, JD	11	93	8.5	0	23
CHAMBERS, O'Nei	5	45	9.0	0	20
JACOBSON, McKay	4	36	9.0	0	13
Total	20	174	8.7	0	23
Opponents	13	90	6.9	0	17

Interceptions	no.	yds	avg	td	lg
LOGAN, Brian	2	1	0.5	0	1
FRAZIER, Jameso	1	7	7.0	0	7
OGLETREE, Brand	1	11	11.0	0	11
SO'OTO, Vic	1	14	14.0	0	14
RICH, Andrew	1	3	3.0	0	3
HUNTER, Shane	1	0	0.0	0	0
Total	7	36	5.1	0	14
Opponents	8	68	8.5	1	55

Passing	gp	effic	comp-att-int	pct	yds	td	lg	avg/g
HEAPS, Jake	10	107.22	154-280-7	55.0	1593	8	62	159.3
NELSON, Riley	3	104.55	20-40-1	50.0	205	2	48	68.3
LARK, James	2	150.40	1-1-0	100.	6	0	6	3.0
MARSHALL, Matt	10	234.40	1-1-0	100.	16	0	16	1.6
Total	10	107.42	176-322-8	54.7	1820	10	62	182.0
Opponents	10	125.03	161-284-7	56.7	1888	15	79	188.8

Kick Returns	no.	yds	avg	td	lg
CHAMBERS, O'Nei	15	316	21.1	0	33
HOFFMAN, Cody	6	212	35.3	0	50
JACOBSON, McKay	5	110	22.0	0	39
FALSLEV, JD	5	117	23.4	0	34
DI LUIGI, JJ	3	62	20.7	0	35
MUEHLMANN, Mike	1	11	11.0	0	11
ASHWORTH, Luke	1	0	0.0	0	0
Total	36	828	23.0	0	50
Opponents	26	600	23.1	0	67

Receiving	gp	no.	yds	avg	td	lg	avg/g
DI LUIGI, JJ	10	38	371	9.8	1	48	37.1
ASHWORTH, Luke	10	26	306	11.8	6	62	30.6
HOFFMAN, Cody	10	26	297	11.4	2	37	29.7
JACOBSON, McKay	10	26	286	11.0	0	36	28.6
KARIYA, Bryan	10	16	87	5.4	0	14	8.7
MATHEWS, Marcus	8	8	136	17.0	0	32	17.0
MUEHLMANN, Mike	10	5	74	14.8	0	26	7.4
CHAMBERS, O'Nei	5	5	48	9.6	0	15	9.6
MAHINA, Devin	9	5	42	8.4	0	21	4.7
QUEZADA, Joshua	10	5	29	5.8	1	9	2.9
HAGUE, Mike	9	4	37	9.2	0	13	4.1
HAFOKA, Spencer	6	4	36	9.0	0	11	6.0
WILSON, Richard	9	3	45	15.0	0	25	5.0
MENDENHALL, Zed	9	2	13	6.5	0	11	1.4
PETERSON, BJ	10	2	11	5.5	0	6	1.1
HOLT, Austin	9	1	2	2.0	0	2	0.2
Total	10	176	1820	10.3	10	62	182.0
Opponents	10	161	1888	11.7	15	79	188.8

Fumble Returns	no.	yds	avg	td	lg
VAN NOY, Kyle	1	44	44.0	1	44
Total	1	44	44.0	1	44
Opponents	0	0	0.0	0	0

BYU Overall Individual Statistics (as of Nov 13, 2010)
All games

Scoring	td	fg	PAT			dpx	saf	pts	
			kick	rush	rcv pass				
PAYNE, Mitch	-	11-14	25-26	-	-	-	-	58	
DI LUIGI, JJ	7	-	-	-	-	-	-	42	
ASHWORTH, Luke	6	-	-	-	-	-	-	36	
KARIYA, Bryan	5	-	-	-	-	-	-	30	
QUEZADA, Joshua	4	-	-	-	-	-	-	24	
HOFFMAN, Cody	2	-	-	-	-	-	-	12	
NELSON, Riley	1	-	-	1-1	-	-	-	8	
VAN NOY, Kyle	1	-	-	-	-	-	-	6	
FOOTE, David	1	-	-	-	-	-	-	6	
MENDENHALL, Zed	1	-	-	-	-	-	-	6	
TEAM	-	-	-	-	-	-	2	4	
HEAPS, Jake	-	-	-	-	-	0-1	-	0	
Total	28	11-14	25-26	1-1	-	0-1	-	2	232
Opponents	29	10-14	29-29	-	-	-	-	-	233

Total Offense	g	plays	rush	pass	total	avg/g
HEAPS, Jake	10	307	-90	1593	1503	150.3
DI LUIGI, JJ	10	141	740	0	740	74.0
KARIYA, Bryan	10	108	425	0	425	42.5
NELSON, Riley	3	71	148	205	353	117.7
QUEZADA, Joshua	10	57	267	0	267	26.7
FOLSOM, Ryan	6	7	85	0	85	14.2
FOOTE, David	9	4	47	0	47	5.2
MARSHALL, Matt	10	1	0	16	16	1.6
FALSLEV, JD	10	1	15	0	15	1.5
LARK, James	2	2	4	6	10	5.0
CHAMBERS, O'Nei	5	1	8	0	8	1.6
HAGUE, Mike	9	1	3	0	3	0.3
MENDENHALL, Zed	9	1	1	0	1	0.1
TEAM	6	7	-10	0	-10	-1.7
Total	10	709	1643	1820	3463	346.3
Opponents	10	665	1625	1888	3513	351.3

Field Goals	fg	pct.	01-19	20-29	30-39	40-49	50-99	lg	blk
PAYNE, Mitch	11-14	78.6	0-0	9-10	0-0	2-4	0-0	48	1

FG Sequence	BYU	Opponents
Washington	40,(22),(29)	(54)
Air Force	-	48
Florida State	(28)	(26),(47),34
Nevada	(27),(29)	(38),(29)
Utah State	(23),48	(34),42
San Diego State	(29)	43
TCU	(27)	(20)
Wyoming	(42),28	(44),(38)
UNLV	(48),(25)	-
Colorado State	-	(34)

Punting	no.	yds	avg	lg	tb	fc	i20	50+	blk
STEPHENSON, Ril	42	1716	40.9	59	7	5	12	13	0
FALSLEV, JD	1	2	2.0	2	0	0	0	0	0
Total	43	1718	40.0	59	7	5	12	13	0
Opponents	50	2011	40.2	64	5	9	14	12	0

Kickoffs	no.	yds	avg	tb	ob	retn	net	ydln
STEPHENSON, Ril	46	3112	67.7	20	1			
PAYNE, Mitch	2	58	29.0	0	1			
Total	48	3170	66.0	20	2	23.1	45.2	24
Opponents	49	3113	63.5	12	1	23.0	41.7	28

Numbers in (parentheses) indicate field goal was made.

BYU Overall Individual Statistics (as of Nov 13, 2010)
All games

<u>All Purpose</u>	<u>g</u>	<u>rush</u>	<u>rcv</u>	<u>pr</u>	<u>kr</u>	<u>ir</u>	<u>total</u>	<u>avg/g</u>
DI LUIGI, JJ	10	740	371	0	62	0	1173	117.3
KARIYA, Bryan	10	425	87	0	0	0	512	51.2
HOFFMAN, Cod	10	0	297	0	212	0	509	50.9
JACOBSON, Mc	10	0	286	36	110	0	432	43.2
CHAMBERS, O'	5	8	48	45	316	0	417	83.4
ASHWORTH, L	10	0	306	0	0	0	306	30.6
QUEZADA, Jos	10	267	29	0	0	0	296	29.6
FALSLEV, JD	10	15	0	93	117	0	225	22.5
NELSON, Riley	3	148	0	0	0	0	148	49.3
MATHEWS, Mar	8	0	136	0	0	0	136	17.0
MUEHLMANN,	10	0	74	0	11	0	85	8.5
FOLSOM, Ryan	6	85	0	0	0	0	85	14.2
FOOTE, David	9	47	0	0	0	0	47	5.2
WILSON, Richar	9	0	45	0	0	0	45	5.0
MAHINA, Devin	9	0	42	0	0	0	42	4.7
HAGUE, Mike	9	3	37	0	0	0	40	4.4
HAFOKA, Spen	6	0	36	0	0	0	36	6.0
MENDENHALL,	9	1	13	0	0	0	14	1.6
SO'OTO, Vic	10	0	0	0	0	14	14	1.4
PETERSON, BJ	10	0	11	0	0	0	11	1.1
OGLETREE, Br	8	0	0	0	0	11	11	1.4
FRAZIER, Jame	7	0	0	0	0	7	7	1.0
LARK, James	2	4	0	0	0	0	4	2.0
RICH, Andrew	10	0	0	0	0	3	3	0.3
HOLT, Austin	9	0	2	0	0	0	2	0.2
LOGAN, Brian	10	0	0	0	0	1	1	0.1
TEAM	6	-10	0	0	0	0	-10	-1.7
HEAPS, Jake	10	-90	0	0	0	0	-90	-9.0
Total	10	1643	1820	174	828	36	4501	450.1
Opponents	10	1625	1888	90	600	68	4271	427.1

BYU Overall Defensive Statistics (as of Nov 13, 2010)
All games

#	Defensive Leaders	gp	Tackles			tfl/yds	Sacks no-yds	Pass defense			Fumbles		blkd	
			ua	a	tot			int-yds	brup	qbh	rcv-yds	ff	kick	saf
22	RICH, Andrew	10	51	38	89	5.0-18	.	1-3	5	.	1-0	3	.	.
51	HUNTER, Shane	10	29	33	62	3.0-7	.	1-0	5	1	1-0	.	.	.
34	JORGENSEN, Aust	10	22	17	39	2.0-8	1.0-2
7	LOGAN, Brian	10	31	8	39	1.0-4	.	2-1	5
1	PENDLETON, Jord	6	17	21	38	3.5-16	2.0-12	.	1	1	.	1	.	.
44	OGLETREE, Brand	8	20	16	36	5.0-14	0.5-2	1-11	3	1	1-0	1	.	.
37	SO'OTO, Vic	10	15	21	36	9.0-37	4.0-19	1-14	1	6	.	1	.	.
23	UALE, Travis	9	22	12	34	1-0	.	.	.
5	BRADLEY, Brando	10	21	11	32	2.0-9	.	.	3	1
49	WAGNER, Jadon	9	14	14	28	5.0-23	1.0-5
41	PUTNAM, Matt	10	12	12	24	3.0-3	1.0-1	.	3	2
45	VAN NOY, Kyle	10	15	9	24	4.0-22	1.0-9	.	1	.	1-44	2	.	.
48	FRAZIER, Jameso	7	12	10	22	3.0-9	.	1-7	.	2
25	EASON, Corby	10	19	2	21	4.5-32	2.5-21	.	3	.	.	2	.	.
55	MANUMALEUNA, Ea	10	6	13	19	3.0-19	2.5-15	.	1
94	RICHARDSON, Jor	10	9	9	18	2
47	STOUT, Zac	9	9	8	17	2.0-7
98	FUGA, Romney	4	6	9	15	0.5-2	0.5-2
24	THOMAS, Steven	3	7	3	10	0.5-2	.	.	1
31	LEUNG-WAI, Aven	8	4	5	9
30	MENDENHALL, Zek	10	5	3	8	1	.	.
15	MEES, Carter	7	5	2	7
27	FOOTE, David	9	5	1	6
1H	GALEA'I, Jray	10	4	.	4	1-0	.	.	.
19	MARSHALL, Matt	10	2	1	3
79	BRYSON, Thomas	9	2	1	3	.	.	.	3	1
56	HESS, Connell	3	2	1	3	1.0-11	1.0-11
26	BUCKNER, Robbie	3	2	1	3
42	VAN VALKENBURG,	3	2	.	2
16	FALSLEV, JD	10	1	1	2
52	STEELE, Tom	5	2	.	2
92	ROWLEY, Graham	5	1	1	2	1.0-6	1.0-6	.	.	1
2	HOFFMAN, Cody	10	2	.	2
32	HAGUE, Mike	9	1	1	2
74	ANSAH, Ezekiel	3	1	.	1	.	.	.	1
73	SPEREDON, Jason	10	1	.	1
75	BROWN, Braden	10	1	.	1
93	VEA, Simote	3	.	1	1
35	MENDENHALL, Zed	9	1	.	1
17	JAUSSI, Landon	9	1	.	1
29	ASHWORTH, Luke	10	1	.	1
90	PETERSON, Matt	2	.	1	1
99	STEPHENSON, Ril	10	1	.	1
10	DI LUIGI, JJ	10	1	.	1
TM	TEAM	6	2
Total		10	385	286	671	58-249	18-105	7-36	36	18	6-44	11	.	2
Opponents		10	431	280	711	46-190	17-121	8-68	39	6	7-0	13	2	.

BYU Combined Team Statistics (as of Nov 13, 2010)
All games

Date	Opponent	Score	Att.
Sep 04, 2010	WASHINGTON	W 23-17	63771
* Sep 11, 2010	at Air Force	L 14-35	46692
Sep 18, 2010	at Florida State	L 10-34	68795
Sep 25, 2010	NEVADA	L 13-27	61471
Oct 01, 2010	at Utah State	L 16-31	24152
* Oct 09, 2010	SAN DIEGO STATE	W 24-21	62176
* Oct 16, 2010	at #4 TCU	L 3-31	40416
* Oct 23, 2010	WYOMING	W 25-20	60505
* Nov 05, 2010	UNLV	W 55-7	61283
* Nov 13, 2010	at Colorado State	W 49-10	16501

Record:	Overall	Home	Away	Neutral
All games	5-5	4-1	1-4	0-0
Conference	4-2	3-0	1-2	0-0
Non-Conference	1-3	1-1	0-2	0-0

Team Statistics	BY	OPP
FIRST DOWNS	207	182
Rushing	88	85
Passing	94	87
Penalty	25	10
RUSHING YARDAGE	1643	1625
Rushing Attempts	387	381
Average Per Rush	4.2	4.3
Average Per Game	164.3	162.5
TDs Rushing	17	13
PASSING YARDAGE	1820	1888
Comp-Att-Int	176-322-8	161-284-7
Average Per Pass	5.7	6.6
Average Per Catch	10.3	11.7
Average Per Game	182.0	188.8
TDs Passing	10	15
TOTAL OFFENSE	3463	3513
Average Per Play	4.9	5.3
Average Per Game	346.3	351.3
KICK RETURNS: #-Yards	36-828	26-600
PUNT RETURNS: #-Yards	20-174	13-90
INT RETURNS: #-Yards	7-36	8-68
FUMBLES-LOST	16-7	18-6
PENALTIES-Yards	48-368	67-678
PUNTS-AVG	43-40.0	50-40.2
TIME OF POSSESSION/Game	29:58	30:02
3RD-DOWN Conversions	71/155	64/148
4TH-DOWN Conversions	6/17	11/17

Rushing	gp	att	gain	loss	net	avg	td	lg	avg/g
DI LUIGI, JJ	10	141	767	27	740	5.2	6	46	74.0
KARIYA, Bryan	10	108	435	10	425	3.9	5	18	42.5
QUEZADA, Joshua	10	57	273	6	267	4.7	3	17	26.7
NELSON, Riley	3	31	163	15	148	4.8	1	24	49.3
FOLSOM, Ryan	6	7	85	0	85	12.1	0	74	14.2
FOOTE, David	9	4	47	0	47	11.8	1	31	5.2
FALSLEV, JD	10	1	15	0	15	15.0	0	15	1.5
CHAMBERS, O'Nei	5	1	8	0	8	8.0	0	8	1.6
LARK, James	2	1	5	1	4	4.0	0	0	2.0
HAGUE, Mike	9	1	3	0	3	3.0	0	3	0.3
MENDENHALL, Zed	9	1	1	0	1	1.0	1	1	0.1
TEAM	6	7	0	10	-10	-1.4	0	0	-1.7
HEAPS, Jake	10	27	52	142	-90	-3.3	0	13	-9.0
Total	10	387	1854	211	1643	4.2	17	74	164.3
Opponents	10	381	1924	299	1625	4.3	13	83	162.5

Passing	gp	effic	comp-att-int	pct	yds	td	lg	avg/g
HEAPS, Jake	10	107.22	154-280-7	55.0	1593	8	62	159.3
NELSON, Riley	3	104.55	20-40-1	50.0	205	2	48	68.3
LARK, James	2	150.40	1-1-0	100.0	6	0	6	3.0
MARSHALL, Matt	10	234.40	1-1-0	100.0	16	0	16	1.6
Total	10	107.42	176-322-8	54.7	1820	10	62	182.0
Opponents	10	125.03	161-284-7	56.7	1888	15	79	188.8

Receiving	gp	no.	yds	avg	td	lg	avg/g
DI LUIGI, JJ	10	38	371	9.8	1	48	37.1
ASHWORTH, Luke	10	26	306	11.8	6	62	30.6
HOFFMAN, Cody	10	26	297	11.4	2	37	29.7
JACOBSON, McKay	10	26	286	11.0	0	36	28.6
KARIYA, Bryan	10	16	87	5.4	0	14	8.7
MATHEWS, Marcus	8	8	136	17.0	0	32	17.0
MUEHLMANN, Mike	10	5	74	14.8	0	26	7.4
CHAMBERS, O'Nei	5	5	48	9.6	0	15	9.6
MAHINA, Devin	9	5	42	8.4	0	21	4.7
QUEZADA, Joshua	10	5	29	5.8	1	9	2.9
HAGUE, Mike	9	4	37	9.2	0	13	4.1
HAFOKA, Spencer	6	4	36	9.0	0	11	6.0
WILSON, Richard	9	3	45	15.0	0	25	5.0
MENDENHALL, Zed	9	2	13	6.5	0	11	1.4
PETERSON, BJ	10	2	11	5.5	0	6	1.1
HOLT, Austin	9	1	2	2.0	0	2	0.2
Total	10	176	1820	10.3	10	62	182.0
Opponents	10	161	1888	11.7	15	79	188.8

Field Goals	fg	pct.	01-19	20-29	30-39	40-49	50-99	lg	blk
PAYNE, Mitch	11-14	78.6	0-0	9-10	0-0	2-4	0-0	48	1

Scoring	td	fg	PAT			dxp	saf	pts
			kick	rush	rcv			
PAYNE, Mitch	-	11-14	25-26	-	-	-	-	58
DI LUIGI, JJ	7	-	-	-	-	-	-	42
ASHWORTH, Luke	6	-	-	-	-	-	-	36
KARIYA, Bryan	5	-	-	-	-	-	-	30
QUEZADA, Joshua	4	-	-	-	-	-	-	24
HOFFMAN, Cody	2	-	-	-	-	-	-	12
NELSON, Riley	1	-	-	1-1	-	-	-	8
VAN NOY, Kyle	1	-	-	-	-	-	-	6
FOOTE, David	1	-	-	-	-	-	-	6
MENDENHALL, Zed	1	-	-	-	-	-	-	6
TEAM	-	-	-	-	-	-	2	4
HEAPS, Jake	-	-	-	-	0-1	-	-	0
Total	28	11-14	25-26	1-1	0-1	-	2	232
Opponents	29	10-14	29-29	-	-	-	-	233

Score by Quarters	1st	2nd	3rd	4th	OT	Total
BYU	84	69	47	32	0	232
Opponents	44	89	38	62	0	233

Interceptions	no.	yds	avg	td	lg
LOGAN, Brian	2	1	0.5	0	1
HUNTER, Shane	1	0	0.0	0	0
FRAZIER, Jameso	1	7	7.0	0	7
RICH, Andrew	1	3	3.0	0	3
SO'OTO, Vic	1	14	14.0	0	14
OGLETREE, Brand	1	11	11.0	0	11

Punting	no.	yds	avg	lg	tb	fc	i20	50+	blk
STEPHENSON, Ril	42	1716	40.9	59	7	5	12	13	0
FALSLEV, JD	1	2	2.0	2	0	0	0	0	0

Punt Returns	no.	yds	avg	td	lg
FALSLEV, JD	11	93	8.5	0	23
CHAMBERS, O'Nei	5	45	9.0	0	20
JACOBSON, McKay	4	36	9.0	0	13
Total	20	174	8.7	0	23
Opponents	13	90	6.9	0	17

Kick Returns	no.	yds	avg	td	lg
CHAMBERS, O'Nei	15	316	21.1	0	33
HOFFMAN, Cody	6	212	35.3	0	50
FALSLEV, JD	5	117	23.4	0	34
JACOBSON, McKay	5	110	22.0	0	39
DI LUIGI, JJ	3	62	20.7	0	35
MUEHLMANN, Mike	1	11	11.0	0	11
ASHWORTH, Luke	1	0	0.0	0	0
Total	36	828	23.0	0	50
Opponents	26	600	23.1	0	67

All Purpose	g	rush	rcv	pr	kr	ir	total	avg/g
DI LUIGI, JJ	10	740	371	0	62	0	1173	117.3
KARIYA, Bryan	10	425	87	0	0	0	512	51.2
HOFFMAN, Cod	10	0	297	0	212	0	509	50.9
JACOBSON, Mc	10	0	286	36	110	0	432	43.2
CHAMBERS, O'	5	8	48	45	316	0	417	83.4
Total	10	1643	1820	174	828	36	4501	450.1
Opponents	10	1625	1888	90	600	68	4271	427.1

Total Offense	g	plays	rush	pass	total	avg/g
HEAPS, Jake	10	307	-90	1593	1503	150.3
DI LUIGI, JJ	10	141	740	0	740	74.0
KARIYA, Bryan	10	108	425	0	425	42.5
NELSON, Riley	3	71	148	205	353	117.7
QUEZADA, Joshua	10	57	267	0	267	26.7
Total	10	709	1643	1820	3463	346.3

BYU Team Game-by-Game (as of Nov 13, 2010)
All games

TEAM STATISTICS

Date	Opponent	Rushing				Receiving				Passing				Kick Returns				Punt Returns				tot off
		no.	yds	td	lg	no.	yds	td	lg	cmp-att-int	yds	td	lg	no.	yds	td	lg	no.	yds	td	lg	
Sep 04	WASHINGTON	33	146	0	19	24	262	2	48	24-40-0	262	2	48	4	72	0	29	2	26	0	20	408
Sep 11	at Air Force	34	221	2	43	10	88	0	27	10-25-1	88	0	27	4	81	0	35	2	13	0	11	309
Sep 18	at Florida State	35	76	0	21	16	115	1	16	16-35-1	115	1	16	1	24	0	24	2	19	0	11	191
Sep 25	NEVADA	25	91	1	14	24	229	0	25	24-45-0	229	0	25	3	103	0	39	1	8	0	8	320
Oct 01	at Utah State	25	65	2	13	27	270	0	32	27-54-2	270	0	32	6	121	0	34	1	4	0	4	335
Oct 09	SAN DIEGO STATE	62	271	3	46	16	142	0	23	16-23-1	142	0	23	2	62	0	33	4	22	0	13	413
Oct 16	at TCU	27	56	0	9	14	91	0	13	14-30-2	91	0	13	6	123	0	31	1	23	0	23	147
Oct 23	WYOMING	51	217	2	15	10	81	1	22	10-18-1	81	1	22	6	157	0	34	2	12	0	14	298
Nov 05	UNLV	51	216	5	20	20	300	2	42	20-32-0	300	2	42	2	50	0	50	4	42	0	19	516
Nov 13	at Colorado State	44	284	2	74	15	242	4	62	15-20-0	242	4	62	2	35	0	27	1	5	0	5	526
BYU		387	1643	17	74	176	1820	10	62	176-322-8	1820	10	62	36	828	0	50	20	174	0	23	3463
		381	1625	13	83	161	1888	15	79	161-284-7	1888	15	79	26	600	0	67	13	90	0	17	3513

Games played: 10
 Avg per rush: 4.2
 Avg per catch: 10.3
 Pass efficiency: 107.42
 Kick ret avg: 23.0
 Punt ret avg: 8.7
 All purpose avg/game: 450.1
 Total offense avg/gm: 346.3

Date	Opponent	Tackles				tfl-yds	Sacks		Fumble		Pass Defense			Blkd kick	PAT Attempts				pts
		ua	a	total			no-yds	ff	fr-yds	int-yds	qbh	brup	kick		rush	rcv	saf		
Sep 04	WASHINGTON	30	36	66	3.0-8	1.0-4	0	0-0	0-0	2	5	0	1-1	1	0	1	23		
Sep 11	at Air Force	44	44	88	4.0-14	1.0-5	1	0-0	1-0	0	3	0	2-2	0	0	0	14		
Sep 18	at Florida State	47	16	63	5.0-25	3.0-16	2	1-0	0-0	0	4	0	1-1	0	0	0	10		
Sep 25	NEVADA	43	44	87	0.0-0	0.0-0	1	1-0	1-14	4	1	0	1-1	0	0	0	13		
Oct 01	at Utah State	41	56	97	5.0-21	0.0-0	1	1-0	0-0	0	0	0	1-2	0	0	0	16		
Oct 09	SAN DIEGO STATE	24	12	36	3.0-19	1.0-9	1	0-0	1-11	2	6	0	3-3	0	0	0	24		
Oct 16	at TCU	54	18	72	8.0-35	2.0-12	1	0-0	0-0	0	2	0	0-0	0	0	0	3		
Oct 23	WYOMING	32	12	44	12.0-42	3.0-18	1	1-0	0-0	6	7	0	2-2	0	0	1	25		
Nov 05	UNLV	33	18	51	10.0-53	5.0-31	0	0-0	2-7	2	3	0	7-7	0	0	0	55		
Nov 13	at Colorado State	37	30	67	8.0-32	2.0-10	3	2-44	2-4	2	5	0	7-7	0	0	0	49		
BYU		385	286	671	58.0-249	18.0-105	11	6-44	7-36	18	36	0	25-26	1	0	2	232		
		431	280	711	46.0-190	17.0-121	13	7-0	8-68	6	39	2	29-29	0	0	0	233		

Date	Opponent	Punting										Field Goals			Kickoffs				
		no.	yds	avg	long	blkd	tb	fc	50+	i20	md-att	long	blkd	no.	yds	avg	tb	ob	
Sep 04	WASHINGTON	6	223	37.2	47	0	1	0	0	3	2-3	29	0	5	345	69.0	2	0	
Sep 11	at Air Force	6	176	29.3	51	0	1	2	1	2	0-0	0	0	3	183	61.0	2	0	
Sep 18	at Florida State	6	282	47.0	55	0	0	1	3	2	1-1	28	0	3	176	58.7	1	0	
Sep 25	NEVADA	3	94	31.3	47	0	1	0	0	0	2-2	29	0	4	267	66.8	2	0	
Oct 01	at Utah State	4	191	47.8	56	0	0	0	2	2	1-2	23	0	4	227	56.8	1	1	
Oct 09	SAN DIEGO STATE	4	147	36.8	51	0	1	0	1	0	1-1	29	0	5	330	66.0	2	1	
Oct 16	at TCU	7	336	48.0	59	0	1	0	5	0	1-1	27	0	2	128	64.0	0	0	
Oct 23	WYOMING	4	160	40.0	55	0	1	2	1	2	1-2	42	1	5	336	67.2	2	0	
Nov 05	UNLV	3	109	36.3	42	0	1	0	0	1	2-2	48	0	9	622	69.1	4	0	
Nov 13	at Colorado State	0	0	0.0	0	0	0	0	0	0	0-0	0	0	8	556	69.5	4	0	
BYU		43	1718	40.0	59	0	7	5	13	12	11-14	48	1	48	3170	66.0	20	2	
		50	2011	40.2	64	0	5	9	12	14	10-14	54	0	49	3113	63.5	12	1	

BYU Opponent Game-by-Game (as of Nov 13, 2010)
All games

OPPONENT STATISTICS

Date	Opponent	Rushing				Receiving				Passing				Kick Returns				Punt Returns				tot off
		no.	yds	td	lg	no.	yds	td	lg	cmp-att-int	yds	td	lg	no.	yds	td	lg	no.	yds	td	lg	
Sep 04	WASHINGTON	31	128	1	39	20	266	1	43	20-39-0	266	1	43	3	20	0	16	0	0	0	0	394
Sep 11	at Air Force	65	409	4	46	5	68	1	37	5-13-1	68	1	37	1	12	0	12	0	0	0	0	477
Sep 18	at Florida State	44	278	3	83	14	149	1	34	14-21-0	149	1	34	2	18	0	15	3	18	0	14	427
Sep 25	NEVADA	53	239	2	26	16	196	1	36	16-26-1	196	1	36	2	32	0	21	1	0	0	0	435
Oct 01	at Utah State	59	242	3	39	10	192	1	79	10-13-0	192	1	79	2	87	0	67	2	-1	0	0	434
Oct 09	SAN DIEGO STATE	12	53	0	38	20	220	3	36	20-36-1	220	3	36	2	38	0	21	2	21	0	13	273
Oct 16	at TCU	38	108	0	20	24	273	4	35	24-36-0	273	4	35	2	81	0	52	4	56	0	17	381
Oct 23	WYOMING	27	63	0	47	13	110	1	25	13-29-0	110	1	25	3	88	0	36	1	-4	0	0	173
Nov 05	UNLV	28	22	0	14	11	122	1	24	11-29-2	122	1	24	5	167	0	50	0	0	0	0	144
Nov 13	at Colorado State	24	83	0	31	28	292	1	27	28-42-2	292	1	27	4	57	0	25	0	0	0	0	375
Opponents		381	1625	13	83	161	1888	15	79	161-284-7	1888	15	79	26	600	0	67	13	90	0	17	3513
		387	1643	17	74	176	1820	10	62	176-322-8	1820	10	62	36	828	0	50	20	174	0	23	3463

Games played: 10
 Avg per rush: 4.3
 Avg per catch: 11.7
 Pass efficiency: 125.03
 Kick ret avg: 23.1
 Punt ret avg: 6.9
 All purpose avg/game: 427.1
 Total offense avg/gm: 351.3

Date	Opponent	Tackles				Sacks no-yds	Fumble		Pass Defense			Blkd kick	PAT Attempts				pts	
		ua	a	total	tfl-yds		ff	fr-yds	int-yds	qbh	brup		kick	rush	rcv	saf		
Sep 04	WASHINGTON	44	26	70	4.0-7	0.0-0	1	0-0	0-0	1	1	0	2-2	0	0	0	0	17
Sep 11	at Air Force	30	28	58	3.0-11	0.0-0	3	2-0	1-1	0	3	0	5-5	0	0	0	0	35
Sep 18	at Florida State	45	10	55	10.0-56	8.0-52	4	1-0	1-2	1	6	0	4-4	0	0	0	0	34
Sep 25	NEVADA	45	10	55	3.0-14	1.0-10	0	0-0	0-0	2	6	0	3-3	0	0	0	0	27
Oct 01	at Utah State	37	36	73	4.0-18	2.0-15	0	0-0	2-8	1	10	1	4-4	0	0	0	0	31
Oct 09	SAN DIEGO STATE	65	36	101	6.0-20	2.0-12	1	1-0	1-0	0	1	0	3-3	0	0	0	0	21
Oct 16	at TCU	38	18	56	6.0-26	3.0-21	0	0-0	2-2	0	3	0	4-4	0	0	0	0	31
Oct 23	WYOMING	45	36	81	4.0-20	1.0-11	1	1-0	1-55	0	2	1	2-2	0	0	0	0	20
Nov 05	UNLV	50	34	84	4.0-9	0.0-0	1	0-0	0-0	0	6	0	1-1	0	0	0	0	7
Nov 13	at Colorado State	32	46	78	2.0-9	0.0-0	2	2-0	0-0	1	1	0	1-1	0	0	0	0	10
Opponents		431	280	711	46.0-190	17.0-121	13	7-0	8-68	6	39	2	29-29	0	0	0	0	233
		385	286	671	58.0-249	18.0-105	11	6-44	7-36	18	36	0	25-26	1	0	2	2	232

Date	Opponent	Punting										Field Goals			Kickoffs				
		no.	yds	avg	long	blkd	tb	fc	50+	i20	md-att	long	blkd	no.	yds	avg	tb	ob	
Sep 04	WASHINGTON	6	271	45.2	64	0	2	0	2	0	1-1	54	0	4	260	65.0	0	0	
Sep 11	at Air Force	4	166	41.5	45	0	1	0	0	1	0-1	0	0	6	379	63.2	2	0	
Sep 18	at Florida State	3	141	47.0	54	0	0	0	2	1	2-3	47	0	7	450	64.3	5	1	
Sep 25	NEVADA	2	112	56.0	56	0	0	0	2	1	2-2	38	0	5	350	70.0	2	0	
Oct 01	at Utah State	4	140	35.0	47	0	0	0	0	2	1-2	34	0	6	364	60.7	0	0	
Oct 09	SAN DIEGO STATE	6	266	44.3	54	0	0	2	2	0	0-1	0	0	4	274	68.5	2	0	
Oct 16	at TCU	6	248	41.3	58	0	2	2	1	3	1-1	20	0	6	385	64.2	0	0	
Oct 23	WYOMING	6	186	31.0	50	0	0	1	1	2	2-2	44	0	6	389	64.8	0	0	
Nov 05	UNLV	10	357	35.7	50	0	0	4	1	2	0-0	0	0	2	93	46.5	0	0	
Nov 13	at Colorado State	3	124	41.3	54	0	0	0	1	2	1-1	34	0	3	169	56.3	1	0	
Opponents		50	2011	40.2	64	0	5	9	12	14	10-14	54	0	49	3113	63.5	12	1	
		43	1718	40.0	59	0	7	5	13	12	11-14	48	1	48	3170	66.0	20	2	

BYU Game Superlatives (as of Nov 13, 2010)
All games

INDIVIDUAL GAME HIGHS

Rushes	22	DI LUIGI, JJ vs San Diego State (Oct 09, 2010)
	22	KARIYA, Bryan vs San Diego State (Oct 09, 2010)
Yards Rushing	134	DI LUIGI, JJ vs San Diego State (Oct 09, 2010)
TD Rushes	3	QUEZADA, Joshua vs UNLV (Nov 05, 2010)
Long Rush	74	FOLSOM, Ryan at Colorado State (Nov 13, 2010)
Pass attempts	54	HEAPS, Jake at Utah State (Oct 01, 2010)
Pass completions	27	HEAPS, Jake at Utah State (Oct 01, 2010)
Yards Passing	294	HEAPS, Jake vs UNLV (Nov 05, 2010)
TD Passes	4	HEAPS, Jake at Colorado State (Nov 13, 2010)
Long Pass	62	HEAPS, Jake at Colorado State (Nov 13, 2010)
Receptions	8	DI LUIGI, JJ vs Nevada (Sep 25, 2010)
	8	JACOBSON, McKay at Utah State (Oct 01, 2010)
Yards Receiving	113	ASHWORTH, Luke at Colorado State (Nov 13, 2010)
TD Receptions	4	ASHWORTH, Luke at Colorado State (Nov 13, 2010)
Long Reception	62	ASHWORTH, Luke at Colorado State (Nov 13, 2010)
Field Goals	2	PAYNE, Mitch vs Washington (Sep 04, 2010)
	2	PAYNE, Mitch vs Nevada (Sep 25, 2010)
	2	PAYNE, Mitch vs UNLV (Nov 05, 2010)
Long Field Goal	48	PAYNE, Mitch vs UNLV (Nov 05, 2010)
Punts	7	STEPHENSON, Ril at TCU (Oct 16, 2010)
Punting Avg	48.0	STEPHENSON, Ril at TCU (Oct 16, 2010)
Long Punt	59	STEPHENSON, Ril at TCU (Oct 16, 2010)
Long Punt Return	23	FALSLEV, JD at TCU (Oct 16, 2010)
Long Kickoff Return	50	HOFFMAN, Cody vs UNLV (Nov 05, 2010)
Tackles	14	RICH, Andrew at Air Force (Sep 11, 2010)
	14	RICH, Andrew vs Nevada (Sep 25, 2010)
Sacks	1.5	PENDLETON, Jord at Florida State (Sep 18, 2010)
	1.5	MANUMALEUNA, Ea at Florida State (Sep 18, 2010)
Tackles For Loss	4.0	SO'OTO, Vic vs Wyoming (Oct 23, 2010)
Interceptions	1	HUNTER, Shane at Air Force (Sep 11, 2010)
	1	SO'OTO, Vic vs Nevada (Sep 25, 2010)
	1	OGLETREE, Brand vs San Diego State (Oct 09, 2010)
	1	LOGAN, Brian vs UNLV (Nov 05, 2010)
	1	FRAZIER, Jameso vs UNLV (Nov 05, 2010)
	1	LOGAN, Brian at Colorado State (Nov 13, 2010)
	1	RICH, Andrew at Colorado State (Nov 13, 2010)

BYU Game Superlatives (as of Nov 13, 2010)
All games

TEAM GAME HIGHS

Rushes	62	vs San Diego State (Oct 09, 2010)
Yards Rushing	284	at Colorado State (Nov 13, 2010)
Yards Per Rush	6.5	at Air Force (Sep 11, 2010)
TD Rushes	5	vs UNLV (Nov 05, 2010)
Pass attempts	54	at Utah State (Oct 01, 2010)
Pass completions	27	at Utah State (Oct 01, 2010)
Yards Passing	300	vs UNLV (Nov 05, 2010)
Yards Per Pass	12.1	at Colorado State (Nov 13, 2010)
TD Passes	4	at Colorado State (Nov 13, 2010)
Total Plays	85	vs San Diego State (Oct 09, 2010)
Total Offense	526	at Colorado State (Nov 13, 2010)
Yards Per Play	8.2	at Colorado State (Nov 13, 2010)
Points	55	vs UNLV (Nov 05, 2010)
Sacks By	5	vs UNLV (Nov 05, 2010)
First Downs	29	vs UNLV (Nov 05, 2010)
Penalties	8	vs Wyoming (Oct 23, 2010)
Penalty Yards	70	vs Wyoming (Oct 23, 2010)
Turnovers	3	at Air Force (Sep 11, 2010)
Interceptions By	2	vs UNLV (Nov 05, 2010)
	2	at Colorado State (Nov 13, 2010)

BYU Game Superlatives (as of Nov 13, 2010)
All games

OPPONENT INDIVIDUAL GAME HIGHS

Rushes	29	Taua, Vai, vs Nevada (Sep 25, 2010)
Yards Rushing	133	Taua, Vai, vs Nevada (Sep 25, 2010)
TD Rushes	2	Speight, D., at Utah State (Oct 01, 2010)
Long Rush	83	Thompson, C., at Florida State (Sep 18, 2010)
Pass attempts	42	THOMAS, Pete, at Colorado State (Nov 13, 2010)
Pass completions	28	THOMAS, Pete, at Colorado State (Nov 13, 2010)
Yards Passing	292	THOMAS, Pete, at Colorado State (Nov 13, 2010)
TD Passes	4	DALTON, Andy, at TCU (Oct 16, 2010)
Long Pass	79	Borel, Diondre, at Utah State (Oct 01, 2010)
Receptions	9	Reed, B., at Florida State (Sep 18, 2010)
Yards Receiving	127	BOYCE, Josh, at TCU (Oct 16, 2010)
TD Receptions	2	BOYCE, Josh, at TCU (Oct 16, 2010)
Long Reception	79	Martin, Xavier, at Utah State (Oct 01, 2010)
Field Goals	2	Hopkins, D., at Florida State (Sep 18, 2010)
	2	WATTS, Ian, vs Wyoming (Oct 23, 2010)
Long Field Goal	54	Folk, Erik, vs Washington (Sep 04, 2010)
Punts	10	LAMERS, Brendon, vs UNLV (Nov 05, 2010)
Punting Avg	56.0	Langley, Brad, vs Nevada (Sep 25, 2010)
Long Punt	64	Mahan, Will, vs Washington (Sep 04, 2010)
Long Punt Return	17	KERLEY, Jeremy, at TCU (Oct 16, 2010)
Long Kickoff Return	67	Williams, K., at Utah State (Oct 01, 2010)
Tackles	14	Foster, Mason, vs Washington (Sep 04, 2010)
Sacks	2.0	Jenkins, B., at Florida State (Sep 18, 2010)
	2.0	BURRIS, Miles, vs San Diego State (Oct 09, 2010)
Tackles For Loss	2.0	Jenkins, B., at Florida State (Sep 18, 2010)
	2.0	Dawkins, E., at Florida State (Sep 18, 2010)
	2.0	BURRIS, Miles, vs San Diego State (Oct 09, 2010)
	2.0	BELL, B.J., vs UNLV (Nov 05, 2010)
Interceptions	1	REMBERT, Reggie, at Air Force (Sep 11, 2010)
	1	Rhodes, X., at Florida State (Sep 18, 2010)
	1	Randle, Chris, at Utah State (Oct 01, 2010)
	1	Coleman, Rajric, at Utah State (Oct 01, 2010)
	1	MCFADDEN, Leon, vs San Diego State (Oct 09, 2010)
	1	JOHNSON, Tejay, at TCU (Oct 16, 2010)
	1	CARDER, Tank, at TCU (Oct 16, 2010)
	1	LEWIS, Keith, vs Wyoming (Oct 23, 2010)

BYU Game Superlatives (as of Nov 13, 2010)
All games

OPPONENT TEAM GAME HIGHS

Rushes	65	at Air Force (Sep 11, 2010)
Yards Rushing	409	at Air Force (Sep 11, 2010)
Yards Per Rush	6.3	at Florida State (Sep 18, 2010)
TD Rushes	4	at Air Force (Sep 11, 2010)
Pass attempts	42	at Colorado State (Nov 13, 2010)
Pass completions	28	at Colorado State (Nov 13, 2010)
Yards Passing	292	at Colorado State (Nov 13, 2010)
Yards Per Pass	14.8	at Utah State (Oct 01, 2010)
TD Passes	4	at TCU (Oct 16, 2010)
Total Plays	79	vs Nevada (Sep 25, 2010)
Total Offense	477	at Air Force (Sep 11, 2010)
Yards Per Play	6.6	at Florida State (Sep 18, 2010)
Points	35	at Air Force (Sep 11, 2010)
Sacks By	8	at Florida State (Sep 18, 2010)
First Downs	23	vs Nevada (Sep 25, 2010)
	23	at TCU (Oct 16, 2010)
Penalties	12	at Utah State (Oct 01, 2010)
Penalty Yards	125	at Air Force (Sep 11, 2010)
Turnovers	4	at Colorado State (Nov 13, 2010)
Interceptions By	2	at Utah State (Oct 01, 2010)
	2	at TCU (Oct 16, 2010)

BYU Red-Zone Results (as of Nov 13, 2010)
All games

BYU Inside Opponent Red-Zone

Date	Opponent	Score	Times In RZ	Times Scored	Total Pts	Rush TDs	Pass TDs	FGs Made	Failed to score inside RZ						
									FGA	Down	Int	Fumb	Half	Game	
Sep 04, 2010	WASHINGTON	W 23-17	3	3	14	1	0	1	2	0	0	0	0	0	0
Sep 11, 2010	at Air Force	L 14-35	2	2	14	2	2	0	0	0	0	0	0	0	0
Sep 18, 2010	at Florida State	L 10-34	2	2	10	1	0	1	1	0	0	0	0	0	0
Sep 25, 2010	NEVADA	L 13-27	5	3	13	1	1	0	2	0	1	0	0	1	0
Oct 01, 2010	at Utah State	L 16-31	3	3	16	2	2	0	1	0	0	0	0	0	0
Oct 09, 2010	SAN DIEGO STATE	W 24-21	5	4	24	3	3	0	1	0	0	1	0	0	0
Oct 16, 2010	at TCU	L 3-31	1	1	3	0	0	0	1	0	0	0	0	0	0
Oct 23, 2010	WYOMING	W 25-20	4	3	20	3	2	1	0	1	0	0	0	0	0
Nov 05, 2010	UNLV	W 55-7	6	6	38	5	5	0	1	0	0	0	0	0	0
Nov 13, 2010	at Colorado State	W 49-10	4	3	21	3	1	2	0	0	0	0	0	1	0
Totals			35	30	173	21	16	5	9	1	1	1	0	2	0
30 of 35 (85.7%)															

Opponents Inside BYU Red-Zone

Date	Opponent	Score	Times In RZ	Times Scored	Total Pts	Rush TDs	Pass TDs	FGs Made	Failed to score inside RZ						
									FGA	Down	Int	Fumb	Half	Game	
Sep 04, 2010	WASHINGTON	W 23-17	2	2	14	2	1	1	0	0	0	0	0	0	0
Sep 11, 2010	at Air Force	L 14-35	3	2	14	2	2	0	0	0	0	0	0	1	0
Sep 18, 2010	at Florida State	L 10-34	6	5	27	3	2	1	2	1	0	0	0	0	0
Sep 25, 2010	NEVADA	L 13-27	4	4	24	3	2	1	1	0	0	0	0	0	0
Oct 01, 2010	at Utah State	L 16-31	4	4	24	3	3	0	1	0	0	0	0	0	0
Oct 09, 2010	SAN DIEGO STATE	W 24-21	2	2	14	2	0	2	0	0	0	0	0	0	0
Oct 16, 2010	at TCU	L 3-31	3	3	17	2	0	2	1	0	0	0	0	0	0
Oct 23, 2010	WYOMING	W 25-20	1	1	7	1	0	1	0	0	0	0	0	0	0
Nov 05, 2010	UNLV	W 55-7	0	0	0	0	0	0	0	0	0	0	0	0	0
Nov 13, 2010	at Colorado State	W 49-10	1	1	3	0	0	0	1	0	0	0	0	0	0
Totals			26	24	144	18	10	8	6	1	0	0	0	1	0
24 of 26 (92.3%)															

BYU By-Quarter Statistics (as of Nov 13, 2010)
All games

3rd-Down Conversions

Date	Opponent	Score	Overall	1st Qtr	2nd Qtr	3rd Qtr	4th Qtr	Overtime
Sep 04, 2010	WASHINGTON	W 23-17	5-16 31.2	1-5 20.0	1-4 25.0	3-5 60.0	0-2 0.0	
Sep 11, 2010	at Air Force	L 14-35	6-15 40.0	4-5 80.0	0-3 0.0	1-3 33.3	1-4 25.0	
Sep 18, 2010	at Florida State	L 10-34	4-15 26.7	0-2 0.0	3-6 50.0	0-2 0.0	1-5 20.0	
Sep 25, 2010	NEVADA	L 13-27	5-15 33.3	2-3 66.7	0-4 0.0	2-4 50.0	1-4 25.0	
Oct 01, 2010	at Utah State	L 16-31	8-18 44.4	1-4 25.0	3-6 50.0	2-4 50.0	2-4 50.0	
Oct 09, 2010	SAN DIEGO STATE	W 24-21	12-19 63.2	4-5 80.0	4-6 66.7	2-4 50.0	2-4 50.0	
Oct 16, 2010	at TCU	L 3-31	3-14 21.4	0-3 0.0	1-3 33.3	2-5 40.0	0-3 0.0	
Oct 23, 2010	WYOMING	W 25-20	5-13 38.5	2-3 66.7	3-6 50.0	0-2 0.0	0-2 0.0	
Nov 05, 2010	UNLV	W 55-7	11-17 64.7	3-4 75.0	3-4 75.0	3-5 60.0	2-4 50.0	
Nov 13, 2010	at Colorado State	W 49-10	12-13 92.3	3-3 100.0	3-3 100.0	5-6 83.3	1-1 100.0	
	BYU		71-155 45.8	20-37 54.1	21-45 46.7	20-40 50.0	10-33 30.3	0-0 0.0
	Opponents		64-148 43.2	15-32 46.9	16-37 43.2	13-35 37.1	20-44 45.5	0-0 0.0

4th-Down Conversions

Date	Opponent	Score	Overall	1st Qtr	2nd Qtr	3rd Qtr	4th Qtr	Overtime
Sep 04, 2010	WASHINGTON	W 23-17	1-1 100.0	0-0 0.0	1-1 100.0	0-0 0.0	0-0 0.0	
Sep 11, 2010	at Air Force	L 14-35	1-2 50.0	1-1 100.0	0-0 0.0	0-0 0.0	0-1 0.0	
Sep 18, 2010	at Florida State	L 10-34	1-3 33.3	0-0 0.0	0-0 0.0	0-0 0.0	1-3 33.3	
Sep 25, 2010	NEVADA	L 13-27	1-4 25.0	0-0 0.0	1-2 50.0	0-1 0.0	0-1 0.0	
Oct 01, 2010	at Utah State	L 16-31	0-2 0.0	0-0 0.0	0-1 0.0	0-0 0.0	0-1 0.0	
Oct 09, 2010	SAN DIEGO STATE	W 24-21	1-1 100.0	1-1 100.0	0-0 0.0	0-0 0.0	0-0 0.0	
Oct 16, 2010	at TCU	L 3-31	0-2 0.0	0-0 0.0	0-0 0.0	0-1 0.0	0-1 0.0	
Oct 23, 2010	WYOMING	W 25-20	0-0 0.0	0-0 0.0	0-0 0.0	0-0 0.0	0-0 0.0	
Nov 05, 2010	UNLV	W 55-7	0-1 0.0	0-0 0.0	0-0 0.0	0-0 0.0	0-1 0.0	
Nov 13, 2010	at Colorado State	W 49-10	1-1 100.0	0-0 0.0	0-0 0.0	1-1 100.0	0-0 0.0	
	BYU		6-17 35.3	2-2 100.0	2-4 50.0	1-3 33.3	1-8 12.5	0-0 0.0
	Opponents		11-17 64.7	1-2 50.0	2-4 50.0	2-2 100.0	6-9 66.7	0-0 0.0

Time of Possession

Date	Opponent	Score	Overall	1st Qtr	2nd Qtr	3rd Qtr	4th Qtr	Overtime
Sep 04, 2010	WASHINGTON	W 23-17	32:12	10:07	7:18	8:24	6:23	
Sep 11, 2010	at Air Force	L 14-35	23:01	9:24	4:41	5:39	3:17	
Sep 18, 2010	at Florida State	L 10-34	25:54	5:37	9:15	6:30	4:32	
Sep 25, 2010	NEVADA	L 13-27	23:43	4:37	7:28	5:59	5:39	
Oct 01, 2010	at Utah State	L 16-31	26:35	7:15	7:33	6:30	5:17	
Oct 09, 2010	SAN DIEGO STATE	W 24-21	45:01	11:08	11:18	11:53	10:42	
Oct 16, 2010	at TCU	L 3-31	24:16	4:23	5:12	11:01	3:40	
Oct 23, 2010	WYOMING	W 25-20	33:25	8:42	10:25	6:38	7:40	
Nov 05, 2010	UNLV	W 55-7	35:28	10:21	6:29	8:10	10:28	
Nov 13, 2010	at Colorado State	W 49-10	30:00	6:52	7:01	10:51	5:16	
	BYU	Total	299:35	78:26	76:40	81:35	62:54	0:00
		Avg.	29:57	7:50	7:40	8:09	6:17	0:00
	Opponents	Total	300:25	71:34	73:20	68:25	87:06	0:00
		Avg.	30:02	7:09	7:20	6:50	8:42	0:00

BYU Total Tackles Game-by-Game (as of Nov 13, 2010)
All games

Total Tackles	UA-A	Total	WASH	AF	FS	NEV	USU	SDSU	TC	WY	LV	CS
RICH, Andrew	51-38	89	6-3	9-5	6-4	9-5	1-5	2-4	10-3	3-1	2-2	3-6
HUNTER, Shane	29-33	62	5-4	5-5	4-0	3-4	3-10	0-1	3-2	3-3	2-3	1-1
LOGAN, Brian	31-8	39	1-0	2-3	2-2	6-0	3-2	8-0	3-1	2-0	1-0	3-0
JORGENSEN, Aust	22-17	39	1-1	1-6	7-0	2-5	0-4	1-0	1-0	3-0	3-0	3-1
PENDLETON, Jord	17-21	38	2-6	1-4	9-3	3-3	2-5	DNP	DNP	DNP	-	DNP
SO'OTO, Vic	15-21	36	1-2	3-8	0-1	2-2	0-2	0-1	4-1	4-1	0-1	1-2
OGLETREE, Brand	20-16	36	3-3	1-1	DNP	DNP	4-4	0-1	3-2	4-0	1-1	4-4
UALE, Travis	22-12	34	DNP	2-1	1-0	2-3	5-5	0-1	2-0	3-0	2-1	5-1
BRADLEY, Brando	21-11	32	3-3	1-2	2-0	3-1	1-2	4-1	4-1	1-1	1-0	1-0
WAGNER, Jadon	14-14	28	DNP	-	-	-	6-4	0-2	4-2	1-2	2-0	1-4
VAN NOY, Kyle	15-9	24	-	-	-	-	4-3	5-0	2-2	2-2	0-1	2-1
PUTNAM, Matt	12-12	24	0-1	1-0	-	0-2	1-5	1-0	4-0	1-1	3-1	1-2
FRAZIER, Jameso	12-10	22	1-2	4-2	3-0	1-2	DNP	DNP	DNP	-	1-2	2-2
EASON, Corby	19-2	21	-	-	2-0	4-0	1-0	2-0	3-0	1-0	1-0	5-2
MANUMALEUNA, Ea	6-13	19	0-2	1-1	1-1	0-6	1-1	-	1-1	2-0	0-1	-
RICHARDSON, Jor	9-9	18	-	6-3	-	0-3	-	0-1	1-2	-	2-0	-
STOUT, Zac	9-8	17	-	2-1	-	3-3	1-2	-	1-0	DNP	2-1	0-1
FUGA, Romney	6-9	15	1-4	1-2	2-2	2-1	DNP	DNP	DNP	DNP	DNP	DNP
THOMAS, Steven	7-3	10	4-2	1-0	2-1	DNP	DNP	DNP	DNP	DNP	DNP	DNP
LEUNG-WAI, Aven	4-5	9	1-1	DNP	2-2	0-1	-	-	-	DNP	1-0	0-1
MENDENHALL, Zek	5-3	8	-	-	1-0	1-1	0-1	-	2-0	-	0-1	1-0
MEES, Carter	5-2	7	0-1	-	-	0-1	1-0	1-0	3-0	DNP	DNP	DNP
FOOTE, David	5-1	6	DNP	-	2-0	-	1-1	-	1-0	1-0	-	-
GALEA'I, Jay	4-0	4	1-0	-	-	1-0	2-0	-	-	-	-	-
MARSHALL, Matt	2-1	3	-	-	-	0-1	1-0	-	-	-	-	1-0
BRYSON, Thomas	2-1	3	DNP	1-0	-	-	1-0	-	-	-	0-1	-
HESS, Connell	2-1	3	DNP	DNP	DNP	DNP	DNP	DNP	DNP	0-1	1-0	1-0
BUCKNER, Robbie	2-1	3	DNP	DNP	DNP	DNP	DNP	-	DNP	DNP	2-0	0-1
VAN VALKENBURG,	2-0	2	-	DNP	DNP	DNP	DNP	DNP	DNP	DNP	2-0	-
HOFFMAN, Cody	2-0	2	-	1-0	-	-	1-0	-	-	-	-	-
ROWLEY, Graham	1-1	2	DNP	DNP	DNP	DNP	-	DNP	-	-	1-1	-
STEELE, Tom	2-0	2	DNP	DNP	-	1-0	-	DNP	-	DNP	1-0	DNP
FALSLEV, JD	1-1	2	-	-	-	-	-	-	-	-	1-1	-
HAGUE, Mike	1-1	2	0-1	1-0	-	-	-	-	-	-	-	DNP
MENDENHALL, Zed	1-0	1	-	DNP	-	-	-	-	-	-	-	1-0
PETERSON, Matt	0-1	1	DNP	DNP	DNP	DNP	DNP	DNP	DNP	DNP	-	0-1
DI LUIGI, JJ	1-0	1	-	-	1-0	-	-	-	-	-	-	-
STEPHENSON, Ril	1-0	1	-	-	-	-	-	-	-	-	1-0	-
VEA, Simote	0-1	1	DNP	DNP	DNP	DNP	DNP	DNP	0-1	DNP	-	-
ASHWORTH, Luke	1-0	1	-	-	-	-	-	-	1-0	-	-	-
SPEREDON, Jason	1-0	1	-	-	-	-	1-0	-	-	-	-	-
BROWN, Braden	1-0	1	-	-	-	-	-	-	1-0	-	-	-
JAUSSI, Landon	1-0	1	-	DNP	-	-	-	-	-	-	-	1-0
ANSAH, Ezekiel	1-0	1	DNP	DNP	DNP	DNP	DNP	DNP	DNP	1-0	-	-

BYU Passing Game-by-Game (as of Nov 13, 2010)
All games

#9 HEAPS, Jake	Comp	Att	Int	Pct	Yards	TD	Long	Sacked	Effic
Washington	13	23	0	56.5	131	0	25	0-0	104.37
Air Force	2	6	1	33.3	15	0	8	0-0	21.00
Florida State	15	31	0	48.4	114	1	16	6-48	89.92
Nevada	24	45	0	53.3	229	0	25	1-10	96.08
Utah State	27	54	2	50.0	270	0	32	2-15	84.59
San Diego State	15	22	1	68.2	126	0	23	2-12	107.20
TCU	14	30	2	46.7	91	0	13	3-21	58.81
Wyoming	10	18	1	55.6	81	1	22	1-11	100.58
UNLV	19	31	0	61.3	294	2	42	0-0	162.25
Colorado State	15	20	0	75.0	242	4	62	0-0	242.64
TOTALS	154	280	7	55.0	1593	8	62	15-117	107.22

#13 NELSON, Riley	Comp	Att	Int	Pct	Yards	TD	Long	Sacked	Effic
Washington	11	17	0	64.7	131	2	48	0-0	168.26
Air Force	8	19	0	42.1	73	0	27	0-0	74.38
Florida State	1	4	1	25.0	1	0	1	2-4	-22.90
TOTALS	20	40	1	50.0	205	2	48	2-4	104.55

#3 LARK, James	Comp	Att	Int	Pct	Yards	TD	Long	Sacked	Effic
UNLV	1	1	0	100.0	6	0	6	0-0	150.40
TOTALS	1	1	0	100.0	6	0	6	0-0	150.40

#19 MARSHALL, Matt	Comp	Att	Int	Pct	Yards	TD	Long	Sacked	Effic
San Diego State	1	1	0	100.0	16	0	16	0-0	234.40
TOTALS	1	1	0	100.0	16	0	16	0-0	234.40

BYU Rushing/Receiving Game-by-Game (as of Nov 13, 2010)
All games

RUSHING	No-Yds/TD	WASH	AF	FS	NEV	USU	SDSU	TC	WY	LV	CS
DI LUIGI, JJ	141-740/6	13-69/0	7-103/1	18-93/0	15-67/1	12-42/1	22-134/1	9-11/0	16-82/1	19-80/1	10-59/0
KARIYA, Bryan	108-425/5	8-20/0	7-23/0	7-27/0	4-11/0	4-5/1	22-85/2	12-57/0	19-88/1	11-46/1	14-63/0
QUEZADA, Joshua	57-267/3	-	-	1-9/0	3-15/0	6-20/0	11-50/0	2-6/0	14-59/0	13-65/3	7-43/0
NELSON, Riley	31-148/1	8-45/0	20-95/1	3-8/0	DNP	DNP	DNP	DNP	DNP	DNP	DNP
FOLSOM, Ryan	7-85/0	DNP	DNP	DNP	-	DNP	-	-	-	5-11/0	2-74/0
FOOTE, David	4-47/1	DNP	-	-	-	-	-	-	-	2-15/0	2-32/1
FALSLEV, JD	1-15/0	-	-	-	-	-	-	-	-	-	1-15/0
CHAMBERS, O'Nei	1-8/0	1-8/0	-	-	DNP	DNP	-	-	DNP	DNP	DNP
LARK, James	1-4/0	DNP	DNP	DNP	DNP	DNP	DNP	DNP	DNP	-	1-4/0
HAGUE, Mike	1-3/0	-	-	-	-	-	-	1-3/0	-	-	DNP
MENDENHALL, Zed	1-1/1	-	DNP	-	-	-	-	-	-	-	1-1/1
TEAM	7--10/0	2--2/0	DNP	-	DNP	DNP	1--2/0	DNP	1--1/0	1--1/0	2--4/0
HEAPS, Jake	27--90/0	1-6/0	-	6--61/0	3--2/0	3--2/0	6-4/0	3--21/0	1--11/0	-	4--3/0

RECEIVING	No-Yds/TD	WASH	AF	FS	NEV	USU	SDSU	TC	WY	LV	CS
DI LUIGI, JJ	38-371/1	4-83/1	3-25/0	3-36/0	8-56/0	5-62/0	3-23/0	6-37/0	1--4/0	4-44/0	1-9/0
ASHWORTH, Luke	26-306/6	6-24/0	1-8/0	2-6/0	2-15/0	-	-	-	6-57/1	5-83/1	4-113/4
HOFFMAN, Cody	26-297/2	1-14/0	3-37/0	5-17/1	4-74/0	6-46/0	1-3/0	-	1-7/0	2-57/1	3-42/0
JACOBSON, McKay	26-286/0	3-33/0	-	1-6/0	4-44/0	8-85/0	4-29/0	1-4/0	-	4-70/0	1-15/0
MATHEWS, Marcus	8-136/0	1-17/0	-	DNP	1-18/0	1-32/0	3-43/0	-	1-17/0	1-9/0	DNP
KARIYA, Bryan	16-87/0	1-1/0	1-1/0	2-10/0	2-5/0	2-8/0	2-13/0	4-31/0	-	1-14/0	1-4/0
MUEHLMANN, Mike	5-74/0	1-15/0	1-13/0	-	-	-	1-16/0	-	1-4/0	-	1-26/0
CHAMBERS, O'Nei	5-48/0	3-21/0	-	2-27/0	DNP	DNP	-	-	DNP	DNP	DNP
WILSON, Richard	3-45/0	3-45/0	-	DNP	-	-	-	-	-	-	-
MAHINA, Devin	5-42/0	DNP	-	-	-	1-21/0	1-5/0	1-5/0	-	1-6/0	1-5/0
HAGUE, Mike	4-37/0	-	-	1-13/0	-	-	1-10/0	2-14/0	-	-	DNP
HAFOKA, Spencer	4-36/0	DNP	DNP	-	-	1-8/0	DNP	DNP	-	1-11/0	2-17/0
QUEZADA, Joshua	5-29/1	1-9/1	1-4/0	-	2-12/0	1-4/0	-	-	-	-	-
MENDENHALL, Zed	2-13/0	-	DNP	-	-	1-2/0	-	-	-	-	1-11/0
PETERSON, BJ	2-11/0	-	-	-	1-5/0	-	-	-	-	1-6/0	-
HOLT, Austin	1-2/0	-	-	-	-	1-2/0	-	-	DNP	-	-

