



BRIGHAM YOUNG UNIVERSITY 2010 COUGAR FOOTBALL

BYU Athletic Communications • 30 SFH • Provo, UT • (801) 422-8948 • Fax: (801) 422-0633 • www.byucougars.com
Football SID • Brett Pyne • brett_pyne@byu.edu • (801) 367-1631 • Asst. Football SID • Jordan Christiansen • softball_sid@byu.edu • (801) 717-5217

2010 SCHEDULE

DATE	OPPONENT	TIME/RESULT
Sept. 4	WASHINGTON	W, 23-17
Sept. 11	at Air Force	L, 35-14
Sept. 18	at Florida State	L, 34-10
Sept. 25	NEVADA	L, 27-13
Oct. 1	at Utah State	L, 31-16
Oct. 9	SAN DIEGO STATE	W, 24-21
Oct. 16	at No. 4/5 TCU	L, 31-3
Oct. 23	WYOMING	W, 25-20
Nov. 6	UNLV	12 p.m. MT (The Mtn.)
Nov. 13	at Colorado State	12 p.m. MT (The Mtn.)
Nov. 20	NEW MEXICO	4 p.m. MT (The Mtn.)
Nov. 27	at Utah	1:30 p.m. MT (The Mtn./CBS-C)

2010 QUICK FACTS

Location:	Provo, Utah
Founded:	Oct. 15, 1875
Elevation:	4,553 feet
Enrollment:	33,278
Nickname:	Cougars
Mascot:	Cosmo
Colors:	Dark Blue and White
Stadium (capacity):	LaVell Edwards Stadium (63,725)
Surface:	Natural Grass
Conference:	Mountain West Conference
President:	Dr. Cecil O. Samuelson
Athletics Director:	Tom Holmoe
Head Coach:	Bronco Mendenhall (Oregon State, '88)
Seasons:	6
Career Record:	52-20 (.722)
Seasons at BYU:	6
Record at BYU:	52-20 (.722)
2009 Overall Record:	11-2
MWC Record:	7-1
Final Conference Finish:	2nd
First Year of Football:	1922
All-time Record:	508-380-26 (.570)
All-time Home Record:	276-129-6 (.679)
All-time Road Record:	210-231-19 (.477)
All-time Neutral Record:	23-20-1 (.534)
All-time MWC Record:	61-25 (.709)
All-time MWC Home Record:	31-12 (.721)
All-time MWC Road Record:	30-13 (.698)
Stadium Record:	203-64 (.760)
Stadium Record (since 1982 expansion):	134-42 (.761)
Stadium Record (since renaming in 2000):	43-16 (.729)
Conference Championships:	23
Bowl Game Appearances:	28
Last Bowl Appearance:	2009, Las Vegas Bowl
Letterwinners Returning/Lost:	45/29
Offensive Letterwinners Returning/Lost:	20/13
Defensive Letterwinners Returning/Lost:	23/15
Starters Returning/Lost:	12/12
Offensive Starters Returning/Lost:	6/5
Defensive Starters Returning/Lost:	6/7



Tradition Spirit Honor



BYU vs. UNLV



LaVell Edwards Stadium (63,725)
Provo, Utah
Nov. 6, 2010
12:00 p.m. MT The Mtn.

GAME INFORMATION

KICKOFF:	12 p.m. (MT)
SITE:	LaVell Edwards Stadium (63,725)--Provo, UT
TELEVISION:	The Mtn. (Air Wolfe, Blaine Fowler and Sammy Linebaugh)
RADIO:	KSL-Radio; 1160 AM and 102.7 FM (Greg Wrubell, Marc Lyons and Scott Johnson)
LIVE STATS:	www.BYUCougars.com
THE SERIES:	BYU leads, 14-3
LAST MEETING:	BYU won, 59-21 (Oct. 10, 2009)



ON THE TUBE

Saturday's game will be broadcast live to a national television audience on The Mtn. Ari Wolfe and Blaine Fowler will be up in the booth while Sammy Linebaugh will report from the sidelines.

WHAT TO WATCH FOR

- BYU quarterback Jake Heaps will look to win his third game in just his sixth-career start as a true freshman for the Cougars. Heaps would be the fastest BYU quarterback to earn three wins and would be the most of any freshman ever at BYU.

- BYU and UNLV have faced some of the hardest schedules in the country, currently ranked 14th and 12th, respectively, by Sagarin. In games with mutual opponents, both teams have lost to No. 4 TCU and No. 25 Nevada.

- BYU junior running back JJ Di Luigi had one of the best games of his career up to that point last season at UNLV, rushing six times for 67 yards and a touchdown while also catching a 15-yard TD pass. This year, Di Luigi will look for an encore; he leads the Cougars in rushing, receiving and all-purpose yards this year.

- Nineteen freshmen, including nine true freshmen, have played for BYU this season. Six freshmen, including four true freshmen, have started at least one game this year.

- UNLV averages 16.9 points per game this year, 111th in the country while BYU averages 16.0 ppg, 113th in the country. Both teams have scored 20 or more points in three out of eight games.



2010 COUGAR FOOTBALL OPPONENT NOTES

REBELS' 2010 SCHEDULE

Date	Opponent	Result
9/4	No. 12 Wisconsin	L, 41-21
9/11	at No. 20 Utah	L, 38-10
9/18	at Idaho	L, 30-7
9/25	New Mexico	W, 45-10
10/2	No. 25 Nevada	L, 44-26
10/9	at West Virginia	L, 49-10
10/16	at Colorado State	L, 43-10
10/30	No. 4 TCU	L, 48-6
11/6	at BYU	
11/13	Wyoming	
11/18	Air Force	
11/27	at San Diego State	
12/4	at Hawaii	

BYU VS. UNLV SERIES RECORD

Year	Result
12-2-78	28-24, W
11-29-80	54-14, W
10-10-81	41-45, L
10-2-82	27-0, W
10-12-96	63-28, W
10-10-98	38-14, W
10-23-99	29-0, W
9-23-00	10-7, W
9-29-01	35-31, W
10-19-02	3-24, L
10-25-03	27-20, W
10-8-04	20-24, L
11-5-05	55-14, W
10-21-06	52-7, W
11-13-07	24-14, W
10-25-08	42-35, W
10-10-09	59-21, W

Series: 14-3

BYU VS. UNLV SUPERLATIVES

BYU Record in Provo: 5-3
 BYU Record in Las Vegas: 8-0
 BYU Record at Neutral Sites: 1-0
 BYU Record Under Mendenhall: 5-0
 BYU Record in Overtime Games: 0-0
 Longest BYU Win Streak: 6 (1982-01)
 Longest UNLV Win Streak: 1 (3 times)
 Largest BYU Margin of Victory: 45 in 2006 (52-7)
 Largest UNLV Margin of Victory: 21 in 2002 (24-3)
 Most Points Scored by BYU: 63 in 1996
 Most Points Scored by UNLV: 45 in 1981



THE BYU-UNLV SERIES

BYU has won the last five meetings against UNLV, a streak covering the entirety of Bronco Mendenhall's tenure as head coach of the Cougars. In four of those five games, BYU has scored 42 or more points. In the series' closest game recently in 2008, Andrew Rich, now a senior captain for the Cougars, intercepted a Rebel pass on the final play of the game to conserve a seven-point win for BYU. Since the two teams began the series in 1978 at Yokohama, Japan, BYU has come out on top in 14 of the 17 meetings.

LAST TIME: BYU 59, UNLV 21 (2009)

LAS VEGAS (Oct. 10, 2009) – Led by Harvey Unga's 149 yards rushing and Max Hall's 320 yards passing, No. 18 BYU crushed UNLV 59-21 Saturday night at Sam Boyd Stadium in Las Vegas to improve to 5-1 overall and 2-0 in the Mountain West Conference.

The Cougars dominated from the beginning as the offense, defense and special teams all contributed big plays to the victory.

Led by Unga's season-high 149 yards on 20 carries in just over two quarters of play, BYU churned out a season-best 291 yards on the ground. J.J. Di Luigi added 67 yards on only six carries as the Cougars averaged 6.8 yards per carry overall on the night.

Unga and the run game were not the only things that proved to be consistent for BYU on Saturday. The team scored early and scored consistently over the entire game to reach double-digit points in every quarter for the first time since 2006 and only the second time since 1982. The Cougars scored on their first four possessions and never looked back.

BYU amassed a season-best 611 yards of total offense in the win while holding UNLV to 337 yards. The Rebels fall to 2-4 overall and 0-2 in the MWC with the loss. BYU improves to 14-3 all-time against UNLV, including an 8-0 record in Las Vegas.

UNLV LAST TIME: TCU 48, UNLV 6

LAS VEGAS (Oct. 30, 2010) - TCU controlled the game defensively to stay undefeated with a 48-6 victory against UNLV on Saturday night.

Michael Johnson caught a 10-yard touchdown pass from Omar Clayton in the second quarter for UNLV (1-7, 1-3). Clayton finished 15 of 29 for 128 yards and two interceptions.

TCU's Ed Wesley ran 64 yards on 13 carries with a touchdown and Andy Dalton finished 16 of 23 with no interceptions.

TCU built a 28-6 halftime lead and it could have been even worse if Matthew Tucker had not fumbled at the UNLV 1 with 5:49 left in the half.

Kerley started the scoring with a 5-yard run around the left side with 9:31 left in the first quarter, followed by Wesley's 1-yard run up the middle on the first play of the second quarter to make it 14-0.

Safety Colin Jones intercepted Clayton's pass and ran it back for 30-yard touchdown one minute later.

BYU & UNLV 2010 STATISTICS

	BYU	UNLV
Points per Game	16.0	16.9
First Downs	152	119
Rushing Yardage per Game	142.9	106.5
Passing Yardage per Game	159.8	165.9
Total Offense per Game	302.6	272.4
Kick Return Average	23.2	21.9
Punt Return Average	8.5	8.3
Fumbles-Lost	12-5	13-6
Average Penalty Yardage per Game	39.4	64.0
Time of Possession per Game	29:16	29:45
Third-down Conversion Percentage	38%	32%
Fourth-down Conversion Percentage	33%	35%



2010 COUGAR FOOTBALL

TEAM NOTES

WEEKLY NATIONAL RANKINGS (OCT. 31)

AP TOP 25

1.	Oregon	8-0
2.	Boise State	7-0
3.	Auburn	9-0
4.	TCU	9-0
5.	Alabama	7-1
6.	Utah	8-0
7.	Wisconsin	7-1
8.	Ohio State	8-1
9.	Nebraska	7-1
10.	Stanford	7-1
11.	Oklahoma	7-1
12.	LSU	7-1
13.	Arizona	7-1
14.	Missouri	7-1
15.	Iowa	6-2
16.	Michigan State	8-1
17.	Arkansas	6-2
18.	South Carolina	6-2
19.	Oklahoma State	7-1
20.	Virginia Tech	6-2
21.	Mississippi St.	7-2
22.	Baylor	7-2
23.	NC State	6-2
24.	Florida State	6-2
25.	Nevada	7-1

Others receiving votes: Hawaii 50, Syracuse 22, Oregon State 16, Maryland 11, USC 10, San Diego State 9, Illinois 8, UCF 5, Pittsburgh 4, Northwestern 3, Miami (FL) 3, Florida 2, Northern Illinois 1

USA TODAY POLL

1.	Oregon	8-0
2.	Auburn	9-0
3.	Boise State	7-0
4.	TCU	9-0
5.	Alabama	7-1
6.	Utah	8-0
7.	Wisconsin	7-1
8.	Ohio State	8-1
9.	Oklahoma	7-1
10.	Nebraska	7-1
11.	LSU	7-1
12.	Stanford	7-1
13.	Arizona	7-1
14.	Missouri	7-1
15.	Michigan State	8-1
16.	Iowa	6-2
17.	South Carolina	6-2
18.	Oklahoma State	7-1
19.	Arkansas	6-2
20.	Virginia Tech	6-2
21.	Mississippi St.	7-2
22.	Baylor	7-2
23.	Nevada	7-1
24.	Florida State	6-2
25.	NC State	6-2

Others receiving votes: Hawaii 59, Northwestern 24, Syracuse 14, UCF 13, Maryland 9, Miami (FL) 5, San Diego State 4, Illinois 4, Florida 4, Michigan 3, Northern Illinois 2



BYU'S LAST OUTING

PROVO, Utah (Oct. 23, 2010) – The Cougar defense held on late in the fourth quarter to give BYU (3-5, 2-2 MWC) a 25-20 victory over Wyoming (2-6, 0-4) in front of 60,505 fans at LaVell Edwards Stadium on Saturday.

With 27 seconds left in the game and the Cowboy offense facing a 4th-and-10 at the Cougar 26-yard line, freshman linebacker Kyle Van Noy batted down an Austyn Carta-Samuels pass to seal the Cougars' second conference win of the season.

With the win, BYU improved its winning streak against Wyoming to six straight, including eight in a row dating back to the 1987 season at Edwards Stadium.

The Cougar defense held Wyoming to 18 yards of total offense in the first half including minus-15 yards rushing while posting a season-high 12 tackles-for-loss on the day. Senior Vic So'oto had a strong outing with four tackles, three for loss, including one sack and a game-high two quarterback hurries.

Senior Shane Hunter and sophomore Brandon Ogletree recorded six and five tackles, respectively, while Van Noy and senior Andrew Rich added four tackles apiece. Ogletree equaled So'oto with a game-best three tackles-for-loss while adding a pass breakup and a quarterback hurry. Rich broke up a game-high three passes.

Junior running back Bryan Kariya led the Cougar ground game with a career-high 88 yards rushing on 19 carries. Junior JJ Di Luigi added 82 yards of his own on 16 carries and one touchdown.

ROUGH ROAD

BYU's 2010 schedule has proved to be one of the toughest among all FBS schools and is ranked the 12th-toughest in the nation by the Sagarin ratings (4th-toughest before the Cougars faced Wyoming on Oct. 23). Four of BYU's five losses this season have come to opponents ranked in the national polls this season, including Air Force and currently ranked No. 4/4 TCU, No. 25/23 Nevada and No. 24/24 Florida State.

BYU, GEORGIA TECH ANNOUNCE SERIES

PROVO, Utah (October 18, 2010) — Brigham Young University and Georgia Tech today announced the schools have agreed to a four-game football series beginning with the 2012 season.

The Cougars and the Yellow Jackets are scheduled to meet at Bobby Dodd Stadium in Atlanta on Oct. 13, 2012 and Oct. 11, 2014. Two games are also scheduled for LaVell Edwards Stadium in Provo, on Oct. 12, 2013 and Oct. 14, 2017.

"This should be a great series for our football program," said BYU Director of Athletics Tom Holmoe. "As we fill our schedules for the coming years, we want to play storied football programs like Georgia Tech. It's a great opportunity for Cougar fans in the Southeast to see our football team play."

BYU and Georgia Tech have met twice previously, splitting a two-game series in 2002 and 2003. The Yellow Jackets defeated the Cougars 28-19 in Atlanta on Sept. 21, 2002, and BYU downed Georgia Tech 24-13 in the season opener the next year on Aug. 28, 2003 in Provo.

OPPONENT SNAPSHOT

THIS WEEK

TEAM	OPPONENT
Washington (3-5)	at Oregon (Nov. 6)
Air Force (5-4)	at Army (Nov. 6)
Florida State (6-2)	North Carolina (Nov. 6)
Nevada (7-1)	at Idaho (Nov. 6)
Utah State (2-6)	New Mexico State (Nov. 6)
San Diego State (6-2)	Colorado State (Nov. 6)
TCU (9-0)	at Utah (Nov. 6)
Wyoming (2-7)	at New Mexico (Nov. 6)
UNLV (1-7)	at BYU (Nov. 6)
Colorado State (3-6)	at San Diego State (Nov. 6)
New Mexico (0-8)	Wyoming (Nov. 6)
Utah (8-0)	TCU (Nov. 6)



2010 COUGAR FOOTBALL TEAM NOTES

MENDENHALL VS. RANKED FOES

Under Bronco Mendenhall, BYU is 4-8 vs. ranked foes, with its wins being a 31-17 victory over No. 15 TCU on Sept. 28, 2006, and three wins in 2009: a 14-13 win over No. 3 Oklahoma on Sept. 5, a 26-23 win over No. 21 Utah on Nov. 28 and a 44-20 win over No. 18 Oregon State in the Las Vegas Bowl on Dec. 22.

BYU VS. BCS AQS

With its win against Washington in this year's season opener, BYU has defeated a team from a BCS automatic-qualifying conference five-straight years, the third-longest streak in the nation. The Cougars have defeated at least one AQ school 14 of the past 15 years dating back to 1996.

DON'T LOOK BACK

In the Bronco Mendenhall era, BYU is 44-4 when leading at halftime and 44-1 when taking a lead into the fourth quarter. Mendenhall's teams have won 28-straight games when leading by at least 14 points at the halftime break, 75 overall as a team. The last time BYU lost a game after leading by at least 14 points at the half was on Oct. 10, 1987 when it lost 29-27 in its homecoming game against Wyoming.

TEAM CAPTAINS

BYU head football coach Bronco Mendenhall announced team captains for the 2010 season as well as several personnel notes entering the first week of the season.

Senior safety Andrew Rich and junior offensive tackle Matt Reynolds have been selected to serve as team captains. Both Rich and Reynolds have played in all 26 games the past two seasons and enter their third year as a starter for the Cougars.

Rich has started in 16 games and earned All-MWC Second Team honors in 2009. He is a 2010 Lott Trophy Award candidate. Reynolds has started all 26 games of his career and is a preseason All-American, Lombardi Trophy and Outland Trophy candidate in 2010. He was a Freshman All-American in 2008 and a CFN All-Sophomore selection in 2009 while earning first-team all-conference accolades.

BYU has also tabbed a special team captain for several games this year with holder Matt Marshall named captain against Washington while Riley Stephenson was a captain at Air Force.

CLUTCH COUGARS

With a late defensive stop by the Cougar defense to preserved a 25-20 win versus Wyoming, BYU has won 14-straight games decided by seven points or less. All three of BYU's wins this season, including a 23-17 victory over Washington and a 24-21 win against San Diego State, have contributed to the streak. The last time BYU lost a game decided by seven points or less was on Sept. 16, 2006, in a seven-point, double-overtime loss at Boston College.

USING THE SCOREBOARD

The Cougars' initial 16-0 lead to start the game was the largest lead BYU has had this season, passing a 14-0 lead against San Diego State. BYU's 25 total points was the highest output for the Cougars on the season.

MOVE FORWARD, NOT BACKWARD

As a team, the Cougars are one of the least penalized squads in the nation, averaging 39.4 penalty yards per game, good for 12th in the nation and second in the MWC. BYU also averages just 5.25 penalties per game, tied for 27th among all FBS schools and fifth in the MWC. Against Nevada, BYU had one turnover for minus-five yards.

YOUNG (NOT STEVE)

BYU's young, injury-riddled team this year has had 22 different players without prior starting experience start a game this season. On defense, 13 different players have started for the first time while on offense nine players have made their first-ever starts (see page 25).

The Cougars have played 17 freshmen this season, six of whom have started at least one game this year. True freshman quarterback Jake Heaps, running back Joshua Quezada and wide receiver Cody Hoffman have become regular starters on the offensive side of the ball while five freshman tight ends have caught at least one pass while rotating responsibilities.

YOU CAN'T HAVE IT

The BYU offense held the ball for a whopping 45:01 in its game against San Diego State, holding the Aztecs to 14:59 time of possession, all Mountain West Conference records. The Cougars' opening drive of the game lasted 8:28, going 19 plays and covering 78 yards for a touchdown, BYU's longest drive of the season. SDSU had just one drive lasting over three minutes, with 9-of-12 Aztec drives lasting less than two minutes. BYU held the ball for at least 10 minutes each quarter of the game.

AWARD WATCH

Based on their performances this season, Cougars have accumulated various weekly awards:

PLAYER	AWARD	GAME	WEEK
Riley Stephenson	MWC Special Teams Player of the Week	Washington	Sept. 5
Riley Stephenson	College Football Performance Awards HM	Utah State	Oct. 3
Brandon Ogletree	MWC Defensive Player of the Week	Wyoming	Oct. 24
Cody Hoffman	MWC Special Teams Player of the Week	Wyoming	Oct. 24

FLAG BEARER



BYU has a tradition of selecting a player before each game to run the team flag onto the field. In 2008, the team implemented a new tradition—an alumni flag. The team selects a former Cougar to carry out the alumni flag, along with the chosen current player who runs out with the current team flag. Both flags are white with a blue "Y" logo. The team flag has been signed by each member of the team, while the alumni flag has been signed by former BYU players. Their signatures reflect their commitment to uphold the tradition, spirit and honor of the BYU football program and to be a flag bearer of the University.

GAME	ALUMNI FLAG BEARER	TEAM FLAG BEARER
Washington	Jim McMahon	Jordan Pendleton
Air Force	Rob Morris	Nick Alletto
Florida State	Shad Hansen	Brandon Bradley
Nevada	Danny Plater	McKay Jacobson
Utah State	Colby Bockwoldt	Vic So'oto
San Diego State	Chris Farasopoulos, Ken Serck	Jason Speredon
TCU	Travis Bright	Landon Jaussi
Wyoming	Eric Drage	BJ Peterson



2010 COUGAR FOOTBALL TEAM NOTES

2010 BYU FOOTBALL FIRESIDES

BYU head coach Bronco Mendenhall, his wife, Holly, and members of the BYU football team will participate in an hour-long devotional prior to eight football games this season.

These devotionals will be conducted prior to all road games as well as the Washington and San Diego State home games. They are referred to as "firesides" and are intended to help players, coaches, and those who attend strengthen or gain a knowledge of our purpose here on earth.

"The firesides have been a way for us to make a very clear statement of what our priorities are, or should be," Mendenhall says. "Football is simply the vehicle we use to help others come to a knowledge of what really brings joy and happiness to our lives. Football is not the priority. Some people don't understand that. These firesides are a way for all of us to help consider our priorities through understanding the purpose of life."

2010 FIRESIDE SCHEDULE

Friday, Sept. 3 (Washington)
Pleasant Grove North Field Stake Center
2195 Canyon Road
Pleasant Grove, UT 84062

Friday, Sept. 10 (Air Force)
Colorado Springs Stake Center
155 Pine Avenue
Colorado Springs, CO 80906

Friday, Sept. 17 (Florida State)
Tallahassee Stake Center
312 Stadium Drive
Tallahassee, FL 32303

Thursday, Sept. 30 (Utah State)
Logan Utah East Stake Center
1450 E 1500 N
Logan, UT 84341

Friday, Oct. 8 (San Diego State)
Provo Wasatch (Tongan) Stake Center
1625 South Slate Canyon Drive
Provo, UT 84606

Friday, Oct. 15 (TCU)
Colleyville Texas Stake Center
500 West McDonwell School Road
Colleyville, TX 76034

Friday, Nov. 12 (Colorado State)
Fort Collins Stake Center
600 E. Swallow Road
Fort Collins, CO 80525

Friday, Nov. 26 (Utah)
Salt Lake Ensign Stake Center
135 A Street
Salt Lake City, UT 84103

CURRENTLY SERVING MISSIONS...

There are 51 members of the BYU football program currently serving two-year church missions in 16 different countries, including Argentina, Bulgaria, Chile, Democratic Republic of Congo, Costa Rica, Ghana, Guatemala, Japan, the Marshall Islands, Mexico, New Zealand, Panama, Philippines, Russia, South Africa and the United States. Members of the BYU football program who are currently serving missions cover six of the globe's seven continents and speak a total of eight different foreign languages, including Bulgarian, Japanese, Marshallese, Portuguese, Russian, Spanish and Tagalog.

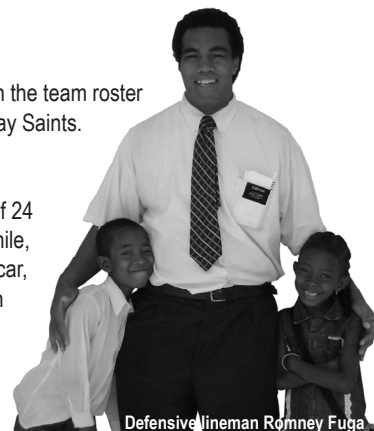
SERVED MISSIONS...

Junior defensive lineman Romney Fuga, is one of 74 players (62 percent) on the team roster who has served a church mission for The Church of Jesus Christ of Latter-day Saints. Fuga returned home from a mission to Madagascar in the summer of 2009.

Current members of the BYU football team have served missions in a total of 24 countries and one territory, including Argentina, Australia, Brazil, Canada, Chile, Colombia, Costa Rica, England, Germany, India, Jamaica, Japan, Madagascar, Mozambique, New Zealand, Philippines, Puerto Rico, Russia, Samoa, South Africa, Spain, Sweden, Taiwan, and the United States.

Current members of the BYU football team have served missions in 18 different states, including Alabama, California, Colorado, Connecticut, Florida, Maryland, Minnesota, Missouri, Nevada, New York, North Carolina, Oklahoma, Oregon, Pennsylvania, Tennessee, Texas, Virginia and Washington.

Overall, 54 current members of the BYU football team speak a total of 17 different foreign languages and dialects, including Fante, French, Haitian Creole, German, Hawaiian, Jamaican Patois, Japanese, Korean, Malagasy, Mandarin Chinese, Portuguese, Russian, Samoan, Spanish, Tagalog, Tongan and Twi.



Defensive lineman Romney Fuga

WHAT IS A MISSION?

* The Church's missionary program is one of its most recognized characteristics. Mormon missionaries can be seen on the streets of hundreds of major cities in the world as well as in thousands of smaller communities.

* The missionary effort is based on the New Testament pattern of missionaries serving in pairs, teaching the gospel and baptizing believers in the name of Jesus Christ (see, for example, the work of Peter and John in the book of Acts).

* More than 50,000 missionaries are serving missions for The Church of Jesus Christ of Latter-day Saints at any one time. Most are young people under the age of 25, serving in nearly 350 missions throughout the world.

* Missionaries can be single men between the ages of 19 and 25, single women over the age of 21 or retired couples. Missionaries work with a companion of the same gender during their mission, with the exception of couples, who work with their spouse. Single men serve missions for two years and single women serve missions for 18 months.

* Missionaries receive their assignment from Church headquarters and are sent only to countries where governments allow the Church to operate. Missionaries do not request their area of assignment and do not know beforehand whether they will be required to learn a language.

* Prior to going to their assigned area, missionaries spend a short period of time at one of 15 missionary training centers throughout the world. There they learn how to teach the gospel in an orderly and clear way and, if necessary, they begin to learn the language of the people they will be teaching. The largest training center is in Provo, Utah, with additional centers in Argentina, Brazil, Chile, Colombia, Dominican Republic, England, Ghana, Guatemala, Mexico, New Zealand, Peru, the Philippines, South Africa and Spain.

* Male missionaries are addressed with the title "Elder" and women are addressed with the title "Sister."

* A typical missionary day begins by waking at 6:30 a.m. for personal study. The day is spent proselytizing by following up on appointments, visiting homes or meeting people in the street or other public places. Missionaries end their day by 10:30 p.m.

* In some parts of the world, missionaries are sent only to serve humanitarian or other specialized missions. Those missionaries do not proselytize.

* Missionary work is voluntary. Missionaries fund their own missions — except for their transportation to and from their field of labor — and are not paid for their services.

* Contacts with family and friends during this time of service are limited to letters and occasional phone calls to family at special times. Missionaries avoid entertainment, parties or other activities common to this age-group as long as they are on their missions, so they can focus entirely on the work of serving and of teaching others the gospel of Jesus Christ.



2010 COUGAR FOOTBALL

TEAM NOTES

BEST IN THE MOUNTAIN WEST

Since the Mountain West Conference was formed in 1999, BYU has posted a record of 61-25 against league opponents, marking the most wins of any other conference opponent. The Cougars have also won a league-best (tied) four MWC titles (1999, 2001, 2006 and 2007). Listed below is the all-time MWC standings:

TEAM	W	L	PCT.
BYU	61	25	.711
Utah	61	26	.690
Air Force	45	43	.529
Colorado State	43	44	.488
New Mexico	41	45	.488
TCU	38	7	.833
San Diego State	33	53	.361
UNLV	23	63	.274
Wyoming	24	63	.286

(Through games as of Nov. 1, 2010)

2010 MWC STANDINGS

TEAM	MWC	OVERALL
TCU	5-0	9-0
Utah	5-0	8-0
San Diego State	3-1	6-2
Air Force	3-3	5-4
BYU	2-2	3-5
Colorado State	2-3	3-6
UNLV	1-3	1-7
New Mexico	0-4	0-8
Wyoming	0-5	2-7

HOLY MATRIMONY

BYU has long held the distinction of having the most married players of any other school in the country. This year is no exception. BYU has 31 players who are married, seven of whom have children: Nick Alletto, Alani Fua, Brandon Bradley, Spencer Hafoka, Shane Hunter, Aveni Leung-Wai and Jason Speredon.

A FAMILY TRADITION

Several members of the football team have a relative currently or formerly involved with BYU Athletics. The following is a list of players and their relative(s):

PLAYER	RELATIVE (RELATION)	SPORT	
Nick Alletto	Dan Alletto (brother)	Football	
	Terrance Alletto (brother)	Football	
Famika Anae	Robert Anae (father)	Football	
	Famika Anae, Sr. (grandfather)	Football	
	Brad Anae (uncle)	Football	
	Mike Mills (grandfather)	Football	
Luke Ashworth	Mike Mills (grandfather)	Football	
Jordan Atkinson	Dave Atkinson (father)	Football	
	Chick Atkinson (grandfather)	Football (head coach)	
	Chuck Cutler (father)	Football	
Dallin Cutler	Kevin Doman (father)	Football	
	Brandon Doman (uncle)	Football	
D.J. Doman	Cliff Doman (uncle)	Football	
	Rex Doman (2nd cousin)	Football	
	Sam Doman (2nd cousin)	Football	
	Shawn Doman (2nd cousin)	Football	
	Matthew Edwards	LaVell Edwards (grandfather)	Football (head coach)
		John Edwards (father)	Track
	Landon Fowler	Sarah Edwards (sister)	Track, Cross Country
		Jim Edwards (uncle)	Football
		Blaine Fowler (father)	Football
	Jameson Frazier	Kellen Fowler (brother)	Football
Danny Frazier (father)		Football	
Ryan Freeman	Erik and Mark (brothers)	Football	
Spencer Hafoka	Saia Hafoka (brother)	Football	
Braden Hansen	Brock Hansen (brother)	Football	
	Danny Hansen (uncle)	Football	
	Jim Herrmann (father)	Football	
Cole Herrmann	Hally Jacobson (mother)	Cheerleading	
McKay Jacobson	Jeniel Jacobson (sister)	Cheerleading	
Josh Marquardt	Michael and Daniel (brothers)	Football	
Carter Mees	Mike Mees (father)	Football	
Zed & Zeke Mendenhall	Paul Mendenhall (great uncle)	Football	
	Matt Mendenhall (2nd cousin)	Football	
	Bronco Mendenhall (2nd cousin)	Football (head coach)	
	Chris Muehlmann (brother)	Football	
	Matt Payne (brother)	Football	
Mike Muehlmann	Kirk Pendleton (father)	Football	
Mitch Payne	Lance Jr. and Dallas (brothers)	Football	
Jordan Pendleton	Lance Reynolds (father)	Football	
Matt & Houston Reynolds	Brock Richardson (brother)	Football	
Jordan Richardson	Casey Thurston (sister)	Volleyball	
Jason Speredon	Aaron Wagner (brother)	Football	
Jadon Wagner			

BAND OF BROTHERS...LITERALLY

The Cougars have used the motto "Band of Brothers" for several years, but this year the team took that quite literally. There are currently five pairs of brothers on the team, as well as five other sets consisting of one current player and one missionary who will return to play at BYU.

Both Current Players

Rhen & Terence Brown
Zed & Zeke Mendenhall
Houston & Matt Reynolds

One Current Player & One Missionary

Nick & Terrance Alletto
Marcus & Mitch Mathews
Zed & Zeke & Zane Mendenhall



2010 COUGAR FOOTBALL

LAVELL EDWARDS STADIUM

HOME FIELD DOMINANCE

Since it was built in 1964, the Cougars have fielded several dominating teams. Last season, BYU averaged 29.33 points per game at home. The Cougars have not had a negative points per game margin for the past six seasons, including all five years of head coach Bronco Mendenhall's tenure. In 2006, a 35.16-point differential was a BYU record in scoring margin in the stadium's 46-year history (and the program's 85-year history):

Year	BYU ppg.	Opp. ppg.	Margin of Difference
2010	21.25	21.25	0.00!
2009	29.33	29.33	0.00!
2008	41.33	11.17	+30.16!
2007	28.67	11.33	+17.33!
2006	47.16	12	+35.16!
2005	36.33	29.5	+6.83!
2004	22.83	22.16	+0.67#
2003	12.16	27.66	-15.5#
2002	27.5	23	+4.5#
2001	53.16	27.33	+25.83#
2000	24.5	16.83	+7.67^
1999	31.83	25.66	+6.17^
1998	35.33	15.5	+19.83^
1997	28.83	24.83	+4.00^
1996	42.71	15.57	+27.14^
1995	28.33	23	+5.33^
1994	29.66	25.83	+3.83^
1993	35.66	30.66	+5.00^
1992	29.83	18.66	+11.17^
1991	38.16	18.66	+20.6^
1990	48.66	23.5	+25.16^
1989	47.5	32.83	+14.67^
1988	42.33	10.16	+32.17^
1987	28.66	22	+6.66^
1986	29	15.66	+13.34^
1985	34.66	13.16	+21.5^
1984	40	15.16	+24.84^
1983	41	19.2	+21.8^
1982	38.4	20.6	+17.8^
1981	41	25.4	+15.6^
1980	49.5	16.16	+33.34^
1979	40.6	6.4	+34.2^
1978	30.4	9.4	+21.0^
1977	39	13.6	+25.4^
1976	43.66	22.16	+21.5^
1975	27.2	21.6	+5.6^
1974	31.6	15	+16.6^
1973	30.83	20	+10.83^
1972	24.4	25.6	-1.2^
1971	20.75	18	+2.75*
1970	12.6	14.8	-2.2*
1969	24.4	15	+9.4*
1968	16.4	32	-15.6*
1967	37.8	13.6	+24.2*
1966	27.66	20.16	+7.5*
1965	25.5	16.5	+9.0*
1964	23.4	15.8	+7.6*

Bold indicates 30 or greater point advantage.
 * Tommy Hudspeth coached teams
 ^ LaVell Edwards coached teams
 # Gary Crowton coached teams
 ! Bronco Mendenhall coached teams

LAVELL EDWARDS STADIUM

LaVell Edwards Stadium, with its 63,725-seat capacity, is home to BYU football. Originally Cougar Stadium, it was built in 1964 and seated 45,000. It was expanded in 1982 to seat 65,000 in permanent seats before official capacity became 64,045 after refurbishing the middle of the east section. Beginning in 2010, Edwards Stadium official capacity became 63,275 after seating was removed to allow for additional wheelchair access.

- Record:** 203-64 (.758)
- Stadium Record (since 1982 expansion):** 134-42 (.759)
- Stadium Record (since renaming in 2000):** 43-16 (.719)
- Last Six Home Games:** 4-2 (.667) - 2009-103
- Last 12 Home Games:** 9-3 (.750) - 2008-10
- Last 18 Home Games:** 15-3 (.833) - 2007-10
- Last 24 Home Games:** 21-3 (.875) - 2006-10

"FAN" TASTIC FANS

The attendance in BYU's 27-13 loss to Nevada was 61,471, ending a streak of 19-straight sell-outs at LaVell Edwards Stadium over the course of more than three complete seasons. The last time the stadium was not sold out was against New Mexico on Nov. 18, 2006 when 63,814 fans were in attendance—231 short of a sellout.

TOP 10 EDWARDS STADIUM CROWD

In 2009, BYU hosted two of the top-ten crowds since LaVell Edwards Stadium was modified in 2003. The crowd of 64,641 at the TCU game ranks third, ranking behind the crowd of 65,251 for the 2004 game against Notre Dame and the 64,749 in attendance for the 2007 Utah game. The Cougars' overtime contest against Utah last season is currently tenth with 64,301 fans attending the game.





2010 COUGAR FOOTBALL OFFENSIVE NOTES

EVERYWHERE

BYU junior running back JJ Di Luigi has accumulated the sixth-highest per-game all-purpose yardage average through eight games of any Cougar in the last decade:

2001	Luke Staley	175.1
2007	Harvey Unga	154.2
2006	Curtis Brown	135.1
2008	Austin Collie	131.8
2005	Curtis Brown	129.5
2010	JJ Di Luigi	121.6
2002	Marcus Whalen	113.7
2004	Todd Watkins	107.5
2009	Harvey Unga	107.3
2003	Reynaldo Braithwaite	104.2

HOME BOYS

A majority of the BYU two-deep includes athletes who grew up in hometowns just a few miles from Provo. Wide receiver Luke Ashworth and offensive linemen brothers Matt and Houston Reynolds even went to high school in Provo at Timpview High. Others from Utah County include tight end Austin Holt from Orem, tight end Mike Muehlmann from American Fork and fullback Zed Mendenhall from Alpine.

Other Utahns on the depth chart include left guard Braden Hansen from Sandy, right guard Jason Speredon from West Valley City, right tackle Braden Brown from Salt Lake City, quarterback James Lark from St. George and running back Bryan Kariya from Kaysville.

HE'S GOT YOUR BACK

BYU starting offensive lineman Matt Reynolds enters the year as a preseason All-American after being named to the All-MWC First Team and College Football News All-Sophomore Team First Team. A Lombardi and Outland Trophy candidate, the 6-foot-6, 322-pound junior has started every game for the Cougars the past two years and was named a team captain coming into 2010.

TALE OF THE TAPE

BYU's starting five offensive linemen weigh in at an average 314 pounds and average 6-foot-5. In a season full of injuries for the Cougars, all five linemen have started every game of the season.

PERSONAL PROPS

A number of Cougars set new career highs after BYU's 25-20 defeat of Wyoming:

- Joshua Quezada: 14 carries, 59 rushing yards
- Bryan Kariya: 88 rushing yards

RUN, THEN RUN AGAIN

The BYU offense compiled 62 rushing attempts for 271 yards against San Diego State, both new season highs. The Cougars' 62 rushing attempts are the most for the program since Nov. 23, 1996, when BYU rushed 63 times in a 37-17 win at Utah. It is also the 11th-highest number of carries by an FBS team this season. The last time BYU rushed for at least 270 yards as a team was last year against UNLV when the Cougars rushed for 291 yards. BYU's top three runners each set new career highs in rushing attempts and yards against the Aztecs.

FIRST FRESHMAN RECORD FALLS

Cougar quarterback Jake Heaps added to his BYU freshman records against Wyoming, throwing a touchdown pass to senior Luke Ashworth en route to going 10-of-18 for 81 yards and his second career win in five starts as a true freshman. Heaps holds the BYU freshman records for most pass attempts and completions and will look to win his third game as a starter against UNLV, which would be the most of any freshman quarterback in BYU history.

HEAPS UP THE RANKS

After five games and two starts, true freshman quarterback Jake Heaps is making his mark on the BYU freshman quarterback charts:

Passing Yards	Pass Completions	Games Started
1. Matt Berry 1,309	1. Jake Heaps 110	1. Matt Berry 6
2. Ty Detmer 1,252	2. Matt Berry 108	2. Jake Heaps 4
3. Jake Heaps 976		2. John Beck 4

WHO NEEDS MARIO?

Junior running back JJ Di Luigi has led BYU in rushing six of the Cougars' eight games while also gaining the most receiving yards in three games. The junior currently leads the team in rushing yards, receiving yards and all-purpose yards and is second in scoring and total offense.

Against SDSU, Di Luigi rushed for a career- and game-high 134 yards while averaging 6.1 yards on 22 carries in BYU's win. Di Luigi added 23 yards on three catches to total 157 all-purpose yards on the day—the third time this season he has totaled more yards than any other player on the field from either team. Di Luigi scored a 3-yard touchdown on BYU's opening drive converting one of his five first downs on the day with a critical 4-yard gain on a third-and-four play. On the day, he was a perfect 4-for-4 in converting third down opportunities. Di Luigi later ran for 40 yards on four carries to fuel BYU's fourth quarter touchdown. Di Luigi had two carries over 30 yards on the day, including a career-long 46-yard gallop.

2010 NATIONAL RANKINGS

TEAM RANKINGS

Category	National Rank	Actual	National Leader	Actual	Conference Rank
Fumbles Lost	T-24	5.00	Oregon State	0.00	4
TFL Allowed	T-35	5.00	Utah, Nevada	2.75	5
Red Zone Offense	T-49	.84	Memphis	1.00	T-5

INDIVIDUAL RANKINGS

Category	Player	National Rank	Actual	National Leader	Actual	Conf. Rank
All-Purpose Runners	JJ Di Luigi	49	121.6	James (Oregon)	189.6	3
Rushing Yds/Game	JJ Di Luigi	59	75.1	James (Oregon)	172.9	5
Passing Comp/Game	Jake Heaps	T-69	15.7	Potts (Texas Tech)	31.5	4



2010 COUGAR FOOTBALL DEFENSIVE NOTES

WHERE IN THE USA?

The defensive two-deep hail from all corners of the country. Players hail from Alaska, Arkansas, California, Florida, Georgia, Hawaii, Idaho, Nevada, Texas, Utah. One player, Jadon Wagner, is from Alberta, Canada.

MAKING HISTORY

BYU senior safety Andrew Rich's 76 tackles through the first eight games of the season are the second-most in recent BYU history:

	Individual	Team
2010	Andrew Rich - 76	554
2009	Andrew Rich - 52	531
2008	Matt Bauman - 68	604
2007	Kelly Poppinga - 60	596
2006	Cameron Jensen - 63	544
2005	Cameron Jensen - 51	555
2004	Cameron Jensen - 75	600
2003	Aaron Francisco - 74	557
2002	Paul Walkenhorst - 79	607
2001	Justin Ena - 63	566
2000	Justin Ena - 69	499

SAME STARTERS

For the first time this season, the BYU defense started the same 11 players in back-to-back games versus San Diego State and TCU. Numerous injuries have been a key factor in the constant shakeup, with 13 players getting the first starts of their careers on the defensive side this year.

A LONG ROAD

Defensive lineman Vic So'oto has come a long way to his spot in the starting lineup after originally joining the team in 2005. So'oto came in to the program as a tight end, playing in 11 games. After redshirting in 2006, So'oto enjoyed a sophomore season in which he saw action in all 13 games at both tight end and on special teams, grabbing 12 receptions for 124 yards.

It was after So'oto's sophomore year that the BYU coaching staff asked So'oto to switch sides of the ball, converting the tight end to a linebacker. Unfortunately, So'oto suffered a season-ending injury in just the second game of the season at Washington. After receiving an extra year of eligibility, So'oto returned in 2009, this time as a defensive lineman, backing up Mountain West Conference career sack leader Jan Jorgensen.

In 2010, So'oto has started every game and is fifth on the team in total tackles in addition to eight tackles-for-loss, three sacks, five quarterback hurries and one interception.

PERSONAL PROPS

A number of Cougars set new career highs after BYU's 25-20 defeat of Wyoming:

- Brandon Ogletree: 2.0 tackles-for-loss, 4 solo tackles
- Vic So'oto: 4.0 tackles-for-loss
- Jadon Wagner: 1 sack
- Ezekiel Ansah: 1 solo tackle, 1 total tackle

QUICK IMPROVEMENT

Since BYU head coach Bronco Mendenhall took over the defensive coordinator duties one month ago, the Cougar defense has seen marked improvements in both its opponents' per-game averages and its national statistical rankings in three games against San Diego State (6-2), No. 4 TCU (8-0) and Wyoming (2-7), respectively. Highlights include:
vs. SDSU: Held #44 rushing offense 113 yards below its average, a season-low 53 yards...held #20 total offense 178.5 yards below average to a season-low 273 yards...held #22 scoring offense 13.9 points below its average to a season-low 21 points...held #19 passing offense 63 yards below its average to 220 yards, second-lowest on the season.
at TCU: Held #9 rushing offense 162.9 yards below its average, a season-low 108 yards...held #11 total offense 104.7 yards below its average to 381 yards, second-lowest on the season...held #9 scoring offense to 9.8 points below its average to 31.

vs. Wyoming: Held the Cowboys to 63 yards rushing, 110 yards passing and 173 total yards while earning 12.0 tackles-for-loss, 3.0 sacks, seven pass breakups, six quarterback hurries, a fumble forced, a fumble recovered and a safety. All but the rushing and passing marks tied or set new season highs for the Cougar defense.

BYU Defensive Improvements

	First 5 Games (Nat'l Rank)	Last 3 games	Difference	Overall	Overall Difference
Rushing Defense	259.2 (120th)	74.7	-184.5	190.0 (95th)	-69.2 (-25)
Passing Defense	174.2 (28th)	201.0	+26.8	184.3 (20th)	+10.1 (-8)
Total Defense	433.4 (101st)	275.7	-157.7	374.3 (69th)	-59.1 (-32)
Scoring Defense	28.8 (87th)	24.0	-4.8	27.0 (71st)	-1.8 (-17)

THE GREAT WALL

BYU stuffed Wyoming for minus-31 yards on six rushes in the first quarter, minus-4 yards rushing on four rushes in the second quarter, one yard on nine rushes in the third quarter and 19 yards on seven rushes (plus one Wyoming rush for 47 yards) in the fourth quarter, giving Wyoming 63 net yards rushing for the game. In all, Wyoming was held to negative or no yardage on 34-of-56 (.607) plays by BYU. Earlier this season, BYU has held San Diego State to minus-2 yards in the first half and held TCU to just 37 yards rushing on 21 carries in their first half.

RICH ROLLING

Senior and team captain Andrew Rich is ranked 16th in the nation with an average of 5.75 solo tackles per game (first in the MWC) and is tied for 29th in the nation in total tackles per game at 9.5, good for second in the MWC. Rich, who has seen time at both safety positions this year, has led BYU in tackles games while battling various injuries. He totaled a career-high 14 tackles against both Air Force and Nevada and 13, including a career-high 10 solo tackles, against TCU. Rich, a former walk-on from Snow College, entered the 2010 season as the top returner on the team in solo tackles, assisted tackles, total tackles and interceptions.

STEPPING IN, STEPPING UP

BYU had a season-high 12.0 tackles-for-loss in its 25-20 win against Wyoming. The defensive effort was led by defensive end Vic So'oto's four TFLs and middle linebacker Brandon Ogletree with two TFLs.

DON'T CROSS THE LINE

Wyoming did not cross its original line of scrimmage until the 4-minute mark of the first quarter on a 14-yard pass to David Leonard. Wyoming began the game with two plays for negative yardage and a bad snap out of the end zone. On the Pokes' next drive, the BYU defense forced a 4-yard loss, a 2-yard run, and an incomplete pass.

2010 NATIONAL RANKINGS

TEAM RANKINGS

Category	National Rank	Actual	National Leader	Actual	Conference Rank
Passing Defense	20	184.3	TCU	119.0	4

INDIVIDUAL RANKINGS

Category	Player	National Rank	Actual	National Leader	Actual	Conf. Rank
Solo Tackles/Game	Andrew Rich	T-16	5.75	Foster (Washington)	8.5	1
Tackles/Game	Andrew Rich	T-29	9.5	Kuechly (Boston Coll.)	13.9	2
Forced Fumbles/Game	Andrew Rich	T-54	.25	Carter (Fresno St)	.57	T-5



2010 COUGAR FOOTBALL SPECIAL TEAMS NOTES

DISTANT COUSIN

Deep snapper Reed Hornung comes to BYU with a familiar family name. Paul Hornung, a former Notre Dame great, won the Heisman Trophy in 1956 and was known as one of the best all-around players in history, playing quarterback while also running, passing, blocking and tackling. An award given beginning this season is named in his honor and will be awarded to the best all-around player in college football. Reed and Paul are related -- Paul is Reed's father's second cousin.

STEPHENSON NAMED MWC SPECIAL TEAMS POW

COLORADO SPRINGS, Colo. – BYU's Riley Stephenson earned Mountain West Conference Special Teams Player of the Week honors for his performance in the Cougars' season-opening victory over Washington.

The sophomore punter/kicker helped BYU control the field-position battle in the Cougars' 23-17 win, making the Huskies start inside the 15-yard line on three of six punts and inside the 20 on three of five kickoffs. Stephenson's six punts tied a career high.

HERE COMES THE BOOM

MWC honorable mention honoree Riley Stephenson returns at punter for BYU after a successful freshman campaign. Stephenson is known for his ability to place punts near the goalline, putting eight kicks inside the 20 last season. The sophomore can also boom kicks when needed, totaling eight punts over 50 yards in 2009, including a career-high and BYU bowl game record 60-yard punt against Oregon State in the Las Vegas Bowl.

IT'S BEEN A WHILE

BYU has been unable to return a kickoff for a touchdown for 152 consecutive games. Mike Rigell was the last Cougar to accomplish the feat, turning in a 96-yard touchdown in a 31-9 victory at Hawaii on October 17, 1998.

The last time BYU returned a punt for a touchdown was back on Nov. 9, 2006 when freshman McKay Jacobson ran one back 77 yards against Wyoming at Edwards Stadium. Fifty games have passed since then.

PAYNE SETS BYU RECORD

On his first of three PATs against San Diego State, senior kicker Mitch Payne passed former Cougar kicker Kurt Gunther (1980-82) for most PAT conversions in a career in BYU history, sending home his 163rd career conversion through the uprights. Payne is also currently 6 PAT attempts from passing Gunther's mark of 179 in the BYU record books. He is also 50 points away from scoring the most points of any Cougar player in BYU history, a record currently held by kicker Owen Pochman (1997-00) with 333 points.

In the MWC record books, Payne is 29 points away from passing his brother for first all-time in career kicking points. Payne kicked the third-most extra points in a season in MWC history in 2009 with 59 PATs. He also holds the MWC record for juniors for most PATs made in a game, converting eight against UNLV in 2009. With 59 PATs last season, Payne also became the BYU and Mountain West Conference career PATs made leader with 156, surpassing his brother Matt's record of 150 career PATs made.

ALL GOOD THINGS...

Senior kicker Mitch Payne had a 28-yard field goal blocked in BYU's last game against Wyoming, spoiling the senior's perfect mark on field goal attempts under 30 yards. Payne converted 23-of-23 attempts on his career and 8-of-8 attempts this season before being blocked in the fourth quarter against the Cowboys. Payne did convert on a field goal attempt of 42 yards, a new season high.

FALSLEV TAKES OFF

Freshman JD Falslev returned the first kickoff of his career 34 yards to the BYU 46-yard line, setting up the Cougars' first points of the game at Utah State. Falslev finished with three returns for 64 yards in his hometown of Logan. Since then, the freshman's return responsibilities have increased. Falslev leads the team with six punt returns for 46 yards and has returned five kickoffs a total of 117 yards.

CATCHING PASSES, CATCHING KICKS

Filling in an opening as a kickoff returner, redshirt freshman Cody Hoffman returned the first four kickoffs of his career against Wyoming, racking up a total of 104 yards while also fulfilling his duties at wide receiver. Hoffman is the first Cougar to pass the 100-yard kickoff return mark since Austin Collie totaled 134 yards against Utah in 2008. For his efforts, Hoffman was named the MWC Special Teams Player of the Week, the first conference award of his career.

2010 NATIONAL RANKINGS

TEAM RANKINGS

Category	National Rank	Actual	National Leader	Actual	Conference Rank
Punt Ret. Defense	35	6.92	Tulsa	1.07	3
Kickoff Returns	35	23.22	Kansas State	28.00	6
Punt Returns	56	8.47	Utah	21.14	4

INDIVIDUAL RANKINGS

Category	Player	National Rank	Actual	National Leader	Actual	Conf. Rank
Field Goals/Game	Mitch Payne	T-48	1.13	Hrapmann (S. Miss)	2.25	4
Punting Yards/Game	Riley Stephenson	59	41.21	Martens (Rice)	47.6	4



2010 COUGAR FOOTBALL RECORD WATCH

RECORDS TO WATCH

As the season continues, several current BYU and MWC records are in jeopardy of getting broken. Below is a list of records to keep an eye on throughout the remainder of the season.

	RECORD TO WATCH	ACTUAL	CURRENT HOLDER	CURRENT RECORD	DIFFERENCE
Mitch Payne	BYU Career PAT Conversions	167	Kurt Gunther (1980-82)	162	+5
	BYU Career PAT Attempts	174	Kurt Gunther (1980-82)	179	-5
	MWC Career Kicking Points	284	Matt Payne (2001-04)	312	-28
	BYU Scoring	284	Owen Pochman (1997-00)	333	-49
Jake Heaps	BYU Freshman Pass Attempts	229	Matt Berry (2002-05)	184	+45
	BYU Freshman Pass Completions	120	Matt Berry (2002-05)	108	+12
	BYU Freshman Wins	2	Matt Berry (2002-05)	2	0
	BYU Freshman Games Started	5	Matt Berry (2002-05)	6	-1
	BYU Freshman Games Played	8	Lance Pendleton (2001-03)	10	-2
	BYU Freshman Passing Touchdowns	2	Ty Detmer (1988-91)	13	-11
	BYU Freshman Passing Yards	1,057	Matt Berry (2002-05)	1,309	-252

REWRITING THE RECORD BOOKS

As the 2009 season has come to an end, so have numerous BYU and MWC team and individual records. Below is a list of Cougars who have helped rewrite the record books last year.

	RECORD BROKEN	NEW RECORD	PRIOR HOLDER	PREV. RECORD	DIFFERENCE
Max Hall	BYU Career Quarterback Wins	32	Ty Detmer	29	+3
	MWC Career Total Offensive Yards	11,562	John Beck (2003-06)	11,060	+502
	MWC Career Passing Yards	11,365	John Beck (2003-06)	11,021	+344
	MWC Career Passing Touchdowns	94	John Beck (2003-06)	79	+15
	MWC Career 300-Yard Passing Games	20	John Beck (2003-06)	17	+3
	MWC 300-Yard Passing Games in a Season	8	Max Hall (2008)	7	+1
Jan Jorgensen	MWC Career Sacks	28.5	Jerry Hughes (2006-09)	28.5	0
	MWC Career Tackles for Loss	44	Chase Ortiz (2005-07)	41.5	+2.5
Dennis Pitta	BYU Career Tight End Receiving Yards	2,901	Gordon Hudson (1980-83)	2,484	+341
	BYU Career Tight End Receptions	221	Gordon Hudson (1980-83)	178	+36
	BYU Career Receptions	221	Austin Collie (2004, 2007-08)	215	+6
	NCAA Career Tight End Receiving Yards	2,901	Ibn Green (1996-99)	2,830	+71
Harvey Unga	BYU Career Rushing Yards	3,455	Curtis Brown (2002, 2004-06)	3,221	+234
	BYU Career Rush Attempts	696	Curtis Brown (2002, 2004-06)	641	+55



2010 COUGAR FOOTBALL COACHES NOTES

TOP TEN ALL-TIME

BYU head coach Bronco Mendenhall's 49 wins through his first five seasons as an FBS head coach ties him for 10th all-time for best career starts by wins.

Coach, Team	W	L	T	Pct.
Walter Camp, Yale, Stanford	69	2	2	.959
George Woodruff, Penn	67	5	0	.931
Bob Pruett, Marshall	58	9	0	.866
*Bob Stoops, Oklahoma	55	11	0	.833
Pete Carroll, USC	54	10	0	.844
Larry Coker, Miami (FL)	53	9	0	.855
*Mark Richt, Georgia	52	13	0	.800
Barry Switzer, Oklahoma	51	5	2	.896
John Robinson, USC	50	8	2	.850
R.C. Slocum, Texas A&M	49	12	1	.798
Lloyd Carr, Michigan	49	13	0	.790
*Bronco Mendenhall	49	15	0	.766
Frank Solich, Nebraska	49	16	0	.754

*active

Coach Mendenhall began the season as the fourth-winningest active coach by percentage with a minimum of five years at an FBS school.

Coach, Team	Yrs.	W	L	Pct.
1. Urban Meyer, Florida	9	96	18	.842
2. Bob Stoops, Oklahoma	11	117	29	.801
3. Mark Richt, Georgia	9	90	27	.769
4. Bronco Mendenhall, BYU	5	49	15	.766

UP OR DOWN

Following is a break down of the BYU coaching staff's location during the game:

In the Pressbox	Lance Reynolds (RB)
	Kelly Poppinga (OLB)
On the Field	Bronco Mendenhall (HC)
	Robert Anae (OC)
	Brandon Doman (QB)
	Mark Weber (OL)
	Patrick Higgins (STC/WR)
	Paul Tidwell (ILB)
	Steve Kaufusi (DL)
	Nick Howell (DB)

PROFESSIONAL EXPERIENCE

The BYU coaching staff has five members who have played football in the National Football League or the old USFL. Associate Head Coach Lance Reynolds was drafted by the Pittsburgh Steelers in 1978 and also played at Philadelphia. Offensive coordinator Robert Anae was drafted in the third round by the New Jersey Generals of the USFL. Quarterbacks coach Brandon Doman was drafted by the San Francisco 49ers in 2002 and also played with the Washington Redskins. Steve Kaufusi also has NFL experience. Kelly Poppinga played in the NFL in 2008, seeing time on three teams before going to Super Bowl XLIII with the Arizona Cardinals.

BEST OF THE BUNCH

Following the 2004 season, Bronco Mendenhall was one of 13 men who received their first head football coaching job at the Football Bowl Subdivision (Division I-A) level. Of those 13 coaches, Bronco Mendenhall has compiled one of the best overall records to date. Following is a list of the coaches and their current records.

HEAD COACH, SCHOOL

HEAD COACH, SCHOOL	RECORD
Kyle Whittingham, Utah	54-17
Bronco Mendenhall, BYU	52-20
Mike Gundy, Oklahoma State	43-28
Dave Wannstedt, Pittsburgh	40-29
Bill Cubit, Western Michigan	37-32
Skip Holtz, Eastern Carolina	Resigned Jan. 14, 2010
Charlie Weis, Notre Dame	Fired Nov. 30, 2009
Mark Snyder, Marshall	Resigned on Nov. 29, 2009
Mike Sanford, UNLV	Fired on Nov. 16, 2009
Shane Montgomery, Miami (OH)	Resigned on Nov. 29, 2008
Brent Guy, Utah State	Fired on Nov. 17, 2008
Greg Robinson, Syracuse	Fired on Nov. 17, 2008
Ed Orgeron, Mississippi	Fired on Nov. 24, 2007

BYU COACHING STAFF

Head Coach/Defensive Coordinator	Bronco Mendenhall, 6th yr.
Assistant Head Coach/Running Backs	Lance Reynolds, 28th yr.
Offensive Coordinator	Robert Anae, 6th yr.
Quarterbacks	Brandon Doman, 6th yr.
Offensive Line	Mark Weber, 4th yr.
Wide Receivers/Special Teams Coordinator	Patrick Higgins, 6th yr.
Defensive Line	Steve Kaufusi, 9th yr.
Outside Linebackers	Kelly Poppinga, 2nd yr.
Inside Linebackers/Recruiting	Paul Tidwell, 10th yr.
Secondary	Nick Howell, 4th yr.
Head Strength and Conditioning	Jay Omer, 10th yr.

BYU SUPPORT STAFF

Director of Football Operations	Duane Busby
Equipment Manager	Mick Hill
Head Trainer	Kevin Morris
Assistant Trainer	Jeff Hurst
Strength & Conditioning	Justin McClure
Graduate Assistant, Defense	Shaun Nua
Graduate Assistant, Offense	Kelly Bills
Intern, Defense	Jason Walker
Orthopedic Surgeon	Dr. Kirt Kimball
Team Physician	Dr. Mitch Pratte
Video Coordinator	Lane Olson
Assistant to Head Coach	Carey Hoki
Football Secretary	Shirley Johnson
High School Relations Coordinator	Patrick Hickman
Academic Coach	Jim Hamblin
Media Relations Director	Brett Pyne
Asst. Media Relations Director	Jordan Christiansen
Special Events Director	Larry Duffin
Ticket Manager	David Miles
Director, Photo Services	Mark Philbrick



2010 COUGAR FOOTBALL HEAD COACH BRONCO MENDENHALL



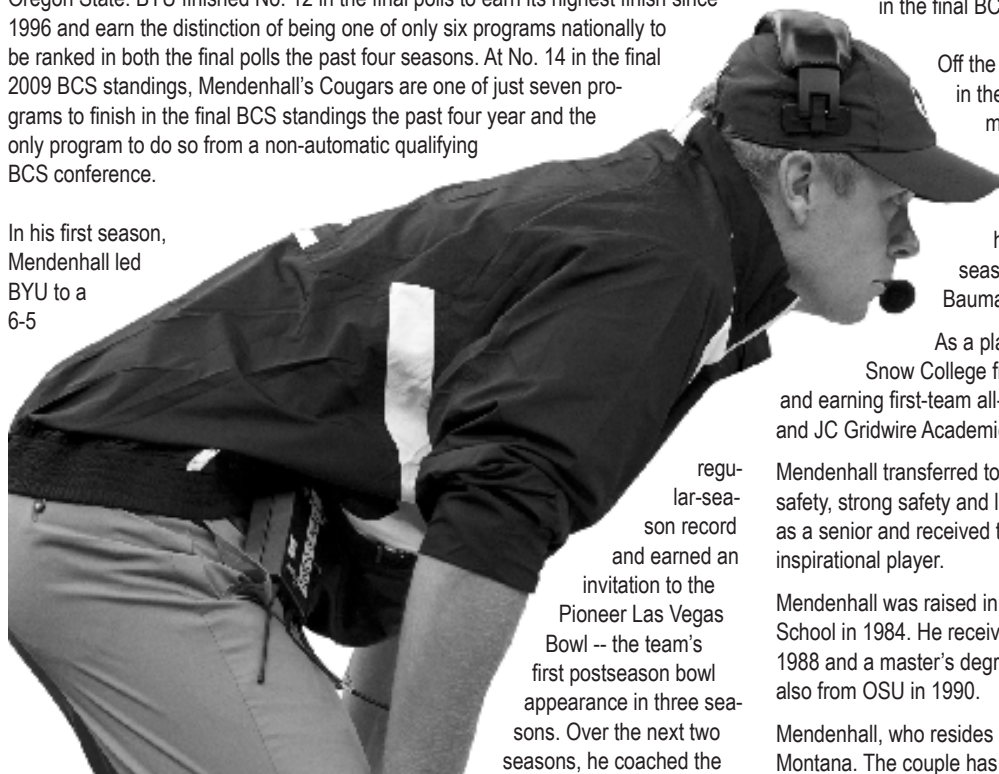
BRONCO MENDENHALL SIXTH SEASON

During his first five seasons as the head coach at Brigham Young University, Bronco Mendenhall has returned the Cougars to the ranks of the nation's top teams. Taking over a BYU program in 2005 that was coming off three losing seasons, Mendenhall has guided his teams to five straight bowl invitations, two outright Mountain West Conference championships and consistent national top-25 rankings.

Under his leadership, the Cougars earned a 49-15 record in his first five years--the best record of any first-time head coach over the past five seasons and a mark topped by only 11 coaches overall. Mendenhall's .766 winning percentage entering the season ranked No. 4 among all active FBS head coaches with at least five years of experience. Mendenhall has led BYU to bowl wins in three of the last four years while achieving a 43-9 record in that span, a ledger topped by only four other teams--Boise State, Florida, Texas and Ohio State. In doing so, the Cougars have achieved four straight seasons with 10 or more wins for the first time in school history.

While recording an 11-2 record and 7-1 league mark, Mendenhall's 2009 team went 3-1 against ranked opponents, including a 14-13 season-opening win over No. 3 Oklahoma and a 44-20 season finale Maaco Bowl Las Vegas victory over No. 16 Oregon State. BYU finished No. 12 in the final polls to earn its highest finish since 1996 and earn the distinction of being one of only six programs nationally to be ranked in both the final polls the past four seasons. At No. 14 in the final 2009 BCS standings, Mendenhall's Cougars are one of just seven programs to finish in the final BCS standings the past four year and the only program to do so from a non-automatic qualifying BCS conference.

In his first season, Mendenhall led BYU to a 6-5



regular-season record and earned an invitation to the Pioneer Las Vegas Bowl -- the team's first postseason bowl appearance in three seasons. Over the next two seasons, he coached the

Cougars to back-to-back 11-win seasons and claimed consecutive MWC titles with a combined record of 16-0 against league opponents.

In 2008, BYU posted a 10-2 regular season to achieve three straight 10-win seasons for only the third time in school history. In doing so, Mendenhall's teams became the first in Cougar history to go unbeaten at home over three consecutive seasons.

The Cougars have received five straight bowl invitations for the first time since a string of 17 consecutive bowls invitations from 1978 through 1994. Mendenhall is the only coach in BYU football history to take his first five teams to a bowl game.

Following the 2006 season, Mendenhall was named the American Football Coaches Association Region IV Coach of the Year. In addition, Mendenhall was named by the Football Writers Association of America one of nine finalists for the prestigious Eddie Robinson Coach of the Year Award.

In 2007, BYU finished the season ranked No. 17 in the final BCS standings--three places higher than the 2006 Cougars. In the final polls of the season, BYU finished ranked 14th in both the Associated Press and USA Today Coaches Poll. Defensively, BYU ranked 9th in the nation, allowing just 18.5 points per game.

In 2008, BYU earned a spot in the national polls each week of the season, including a ranking as high as No. 7. With just two regular-season blemishes on its resume with road losses at No. 6 Utah and No. 11 TCU, BYU earned a No. 16 ranking in the final BCS standings and an invitation to the 2008 Las Vegas Bowl.

Off the field, BYU has had five Academic All-American citations in the past two seasons. In 2008, only Penn State (4) placed more student-athletes on the ESPN the Magazine Academic All-America First Team. Cougar starters David Oswald (offensive tackle), Matt Bauman (linebacker) and Kellen Fowler (safety) each earned the high honor as BYU had three first-teamers for the first time during the same season. In 2009, Scott Johnson earned first-team honors and Bauman was a second-team selection.

As a player, Mendenhall was a two-year starter at cornerback for Snow College from 1984-85, winning the NJCAA National Championship and earning first-team all-conference, all-region, second-team NJCAA All-America and JC Gridwire Academic All-America honors.

Mendenhall transferred to Oregon State and was a two-year starter, playing free safety, strong safety and linebacker for the Beavers. Mendenhall was a team captain as a senior and received the Leo Gribkoff Memorial Award, given to the team's most inspirational player.

Mendenhall was raised in Alpine, Utah, and graduated from American Fork High School in 1984. He received a bachelor's degree in education from Oregon State in 1988 and a master's degree in education with an emphasis in exercise physiology also from OSU in 1990.

Mendenhall, who resides in Alpine, Utah, is married to Holly Johnston of Missoula, Montana. The couple has three sons.

Coaching Experience:

Oregon State (1989-90)
Graduate assistant; defensive line

Snow College (1991-92)
Defensive coordinator; secondary

Northern Arizona (1993-94)
Secondary (1993)
Co-defensive coordinator; secondary (1994)

Oregon State (1995-96)
Defensive line (1995)
Defensive coordinator; secondary (1996)

Louisiana Tech (1997)
Secondary

New Mexico (1998-02)
Defensive coordinator; secondary (1998-02)
Assistant head coach (2002)

Brigham Young (2003-present)
Head Coach (2005-present)
AFCA Region 5 Coach of the Year (2006)
MWC Coach of the Year (2006)
Defensive coordinator (2003-04)
BYU Cougar Club Assistant Coach of the Year (2003)



2010 COUGAR FOOTBALL OFFENSIVE PLAYERS TO WATCH



#10 JJ DI LUIGI
JUNIOR / RUNNING BACK / 5-9 / 190

- 5th in the MWC in rushing at 75.1 ypg (5.4 yards per carry)
- 3rd in the MWC in all-purpose yards at 121.6 ypg
- Led BYU in rushing 7 of 8 games
- Leads the team in rushing yards, receiving yards and all-purpose yards; is second in scoring and total offense
- Averaging 88 ypg in 4 home games

OPPONENT	RushAtt	RushYds	TDs	Long	Rec	RecYds	TD	Long	All-Purp
Washington	13	69	0	19	4	83	1	48	152
at Air Force	7	103	1	43	3	25	0	16	163
at Florida State	18	93	0	21	3	36	0	16	129
Nevada	15	67	1	14	8	56	0	14	123
at Utah State	12	42	1	12	5	62	0	32	123
San Diego State	22	134	1	46	3	23	0	13	157
at TCU	9	11	0	7	6	37	0	11	48
Wyoming	16	82	1	14	1	-4	0	0	78
UNLV									
at Colorado State									
New Mexico									
at Utah									
TOTALS	112	601	5	46	33	318	1	48	973

SEASON HIGHS

Rush Attempts22 vs. San Diego State
Rushing Yards134 vs. San Diego State
Rushing TDs1 five times
Long Rush46 vs. San Diego State
Receptions8 vs. Nevada
Receiving Yards83 vs. Washington
Receiving TDs1 vs. Washington
Long Reception48 vs. Washington
All-Purpose Yards163 at Air Force

CAREER HIGHS

Rush Attempts22 vs. SDSU (2010)
Rushing Yards134 vs. SDSU (2010)
Rushing TDs2 at Tulane (2009)
Long Rush46 vs. SDSU (2010)
Receptions8 vs. Nevada (2010)
Receiving Yards94 at Wyoming (2009)
Receiving TDs2 at Wyoming (2009)
Long Reception48 vs. Wash. (2010)
All-Purpose Yards163 at Air Force (2010)



#9 JAKE HEAPS
FRESHMAN / QUARTERBACK / 6-1 / 194

- Started the last five games
- Career-high 270 passing yards at Utah State
- Next win will set BYU freshman quarterback record
- Will equal Matt Berry's BYU freshman record for most starts with 6 this week against UNLV
- 1 of 10 true freshman to start at quarterback at an FBS school this season


OPPONENT	RushAtt	RushYds	TDs	Long	Cmp-Att-Int	PassYds	TD	Long	Total Offense
Washington	1	6	0	6	13-23-0	131	0	25	137
at Air Force	0	0	0	0	2-6-1	15	0	8	15
at Florida State	6	-61	0	0	15-31-0	114	1	16	53
Nevada	3	-2	0	6	24-45-0	229	0	25	227
at Utah State	3	-2	0	13	27-54-2	270	0	32	268
San Diego State	6	4	0	7	15-22-1	126	0	23	130
at TCU	3	-21	0	0	14-30-2	91	0	13	70
Wyoming	1	-11	0	0	10-18-1	81	1	22	70
UNLV									
at Colorado State									
New Mexico									
at Utah									
TOTALS	23	-87	0	13	120-229-7	1057	2	32	970

SEASON HIGHS

Pass Completions27 at Utah State
Pass Attempts54 at Utah State
Passing TDs1 at FSU, vs. Wyoming
Long Pass32 at Utah State
Interceptions2 at USU, at TCU
Total Offense268 at Utah State
Rushing Attempts6 at FSU, vs. SDSU
Rushing Yards6 vs. Washington
Long Rush13 at Utah State

CAREER HIGHS

Pass Completions27 at Utah State
Pass Attempts54 at Utah State
Passing TDs1 at FSU, vs. Wyoming
Long Pass32 at Utah State
Interceptions2 at USU, at TCU
Total Offense268 at Utah State
Rushing Attempts6 at FSU, vs. SDSU
Rushing Yards6 vs. Washington
Long Rush13 at Utah State



#33 BRYAN KARIYA
JUNIOR / RUNNING BACK / 6-0 / 218

- Led BYU with game-high and career-high 88 rushing yards in win over Wyoming
- After totaling 86 yards rushing over the first 5 games, has rushed for 85, 57 and 88 yards for a 230-yard total over the past 3 games
- Has caught a pass in every game but one (Wyoming)

OPPONENT	RushAtt	RushYds	TDs	Long	Rec	RecYds	TD	Long	All-Purp
Washington	8	20	0	8	1	1	0	1	21
at Air Force	7	23	0	6	1	1	0	1	24
at Florida State	7	27	0	7	2	10	0	5	37
Nevada	4	11	0	7	2	5	0	4	16
at Utah State	4	5	1	3	2	8	0	5	13
San Diego State	22	85	2	12	2	13	0	13	98
at TCU	12	57	0	9	4	31	0	13	88
Wyoming	19	88	1	15	0	0	0	0	88
UNLV									
at Colorado State									
New Mexico									
at Utah									
TOTALS	83	316	4	15	14	69	0	13	385

SEASON HIGHS

Rush Attempts22 vs. San Diego State
Rushing Yards88 vs. Wyoming
Rushing TDs2 vs. San Diego State
Long Rush15 vs. Wyoming
Receptions4 at TCU
Receiving Yards31 at TCU
Receiving TDsN/A
Long Reception13 vs. SDSU, at TCU
All-Purpose Yards98 vs. San Diego State

CAREER HIGHS

Rush Attempts22 vs. SDSU (2010)
Rushing Yards88 vs. Wyoming (2010)
Rushing TDs2 vs. SDSU (2010)
Long Rush16 vs. Arizona (2008)
Receptions4 two times (09, 10)
Receiving Yards76 vs. Oklahoma (2009)
Receiving TDs1 two times (2009)
Long Reception49 vs. Oklahoma (2009)
All-Purpose Yards118 vs. Oklahoma (2009)



2010 COUGAR FOOTBALL

OFFENSIVE PLAYER STATISTICS

#29 LUKE ASHWORTH

SENIOR / WIDE RECEIVER / 6-2 / 201

OPPONENT	RushAtt	RushYds	TDs	Long	Rec	RecYds	TD	Long	All-Purp
Washington	0	0	0	0	6	24	0	12	24
at Air Force	0	0	0	0	1	8	0	8	8
at Florida State	0	0	0	0	2	6	0	7	6
Nevada	0	0	0	0	2	15	0	9	15
at Utah State	0	0	0	0	0	0	0	0	0
San Diego State	0	0	0	0	0	0	0	0	0
at TCU	0	0	0	0	0	0	0	0	0
Wyoming	0	0	0	0	6	57	1	22	57
UNLV									
at Colorado State									
New Mexico									
at Utah									
TOTALS	0	0	0	0	17	110	1	22	110

#32 MIKE HAGUE

SOPHOMORE / RUNNING BACK / 5-10 / 220

OPPONENT	RushAtt	RushYds	TDs	Long	Rec	RecYds	TD	Long	All-Purp
Washington	0	0	0	0	0	0	0	0	0
at Air Force	0	0	0	0	0	0	0	0	0
at Florida State	0	0	0	0	1	13	0	13	13
Nevada	0	0	0	0	0	0	0	0	0
at Utah State	0	0	0	0	0	0	0	0	0
San Diego State	0	0	0	0	1	10	0	10	10
at TCU	1	3	0	3	2	14	0	10	17
Wyoming	0	0	0	0	0	0	0	0	0
UNLV									
at Colorado State									
New Mexico									
at Utah									
TOTALS	1	3	0	3	4	37	0	13	40

#2 CODY HOFFMAN

FRESHMAN / WIDE RECEIVER / 6-4 / 205

OPPONENT	RushAtt	RushYds	TDs	Long	Rec	RecYds	TD	Long	All-Purp
Washington	0	0	0	0	1	14	0	14	14
at Air Force	0	0	0	0	3	37	0	27	37
at Florida State	0	0	0	0	5	17	1	5	17
Nevada	0	0	0	0	4	74	0	25	105
at Utah State	0	0	0	0	6	46	0	14	46
San Diego State	0	0	0	0	1	3	0	3	3
at TCU	0	0	0	0	0	0	0	0	0
Wyoming	0	0	0	0	1	7	0	7	111
UNLV									
at Colorado State									
New Mexico									
at Utah									
TOTALS	0	0	0	0	21	198	1	27	333

#6 MCKAY JACOBSON

JUNIOR / WIDE RECEIVER / 5-11 / 190

OPPONENT	RushAtt	RushYds	TDs	Long	Rec	RecYds	TD	Long	All-Purp
Washington	0	0	0	0	3	33	0	17	33
at Air Force	0	0	0	0	0	0	0	0	11
at Florida State	0	0	0	0	1	6	0	6	6
Nevada	0	0	0	0	4	44	0	16	124
at Utah State	0	0	0	0	8	85	0	21	127
San Diego State	0	0	0	0	4	29	0	12	42
at TCU	0	0	0	0	1	4	0	4	4
Wyoming	0	0	0	0	0	0	0	0	0
UNLV									
at Colorado State									
New Mexico									
at Utah									
TOTALS	0	0	0	0	21	201	0	21	347

#84 DEVIN MAHINA

FRESHMAN / TIGHT END / 6-6 / 236

OPPONENT	RushAtt	RushYds	TDs	Long	Rec	RecYds	TD	Long	All-Purp
Washington	0	0	0	0	0	0	0	0	0
at Air Force	0	0	0	0	0	0	0	0	0
at Florida State	0	0	0	0	0	0	0	0	0
Nevada	0	0	0	0	0	0	0	0	0
at Utah State	0	0	0	0	1	21	0	21	21
San Diego State	0	0	0	0	1	5	0	5	5
at TCU	0	0	0	0	1	5	0	5	5
Wyoming	0	0	0	0	0	0	0	0	0
UNLV									
at Colorado State									
New Mexico									
at Utah									
TOTALS	0	0	0	0	3	31	0	21	31

#80 MARCUS MATHEWS

FRESHMAN / TIGHT END / 6-5 / 200

OPPONENT	RushAtt	RushYds	TDs	Long	Rec	RecYds	TD	Long	All-Purp
Washington	0	0	0	0	1	17	0	17	17
at Air Force	0	0	0	0	0	0	0	0	0
at Florida State									
Nevada	0	0	0	0	1	18	0	18	18
at Utah State	0	0	0	0	1	32	0	32	32
San Diego State	0	0	0	0	3	43	0	23	43
at TCU	0	0	0	0	0	0	0	0	0
Wyoming	0	0	0	0	1	17	0	17	17
UNLV									
at Colorado State									
New Mexico									
at Utah									
TOTALS	0	0	0	0	17	110	1	22	110

#82 MIKE MUEHLMANN

FRESHMAN / TIGHT END / 6-4 / 240

OPPONENT	RushAtt	RushYds	TDs	Long	Rec	RecYds	TD	Long	All-Purp
Washington	0	0	0	0	1	15	0	15	15
at Air Force	0	0	0	0	1	13	0	13	13
at Florida State	0	0	0	0	0	0	0	0	0
Nevada	0	0	0	0	0	0	0	0	0
at Utah State	0	0	0	0	0	0	0	0	0
San Diego State	0	0	0	0	1	16	0	16	16
at TCU	0	0	0	0	0	0	0	0	11
Wyoming	0	0	0	0	1	4	0	4	4
UNLV									
at Colorado State									
New Mexico									
at Utah									
TOTALS	0	0	0	0	4	48	0	16	59

#20 JOSHUA QUEZADA

FRESHMAN / RUNNING BACK / 5-11 / 211

OPPONENT	RushAtt	RushYds	TDs	Long	Rec	RecYds	TD	Long	All-Purp
Washington	0	0	0	0	1	9	1	9	9
at Air Force	0	0	0	0	1	4	0	4	4
at Florida State	1	9	0	9	0	0	0	0	9
Nevada	3	15	0	6	2	12	0	9	27
at Utah State	6	20	0	6	1	4	0	4	24
San Diego State	11	50	0	17	0	0	0	0	50
at TCU	2	6	0	6	0	0	0	0	6
Wyoming	14	59	0	11	0	0	0	0	59
UNLV									
at Colorado State									
New Mexico									
at Utah									
TOTALS	37	159	0	17	5	29	1	9	188



2010 COUGAR FOOTBALL

DEFENSIVE PLAYERS TO WATCH



#22 ANDREW RICH

SENIOR / SAFETY / 6-3 / 217

- 2nd in the MWC and 29th nationally at 9.5 tackles per game
- 1st in the MWC and 16th nationally at 5.75 solo tackles per game
- 4 games with 10 or more tackles, including two 14-tackle games
- 2 forced fumbles as a big hitter in the backfield
- 5 pass breakups tied for team high

OPPONENT	UA	A	TOT	TFL/YDS	SKS/YDS	FF	FR/YDS	INT/YDS	QBH	BRUP
Washington	6	3	9	0.0-0	0.0-0	0	0-0	0-0	0	0
at Air Force	9	5	14	2.0-7	0.0-0	1	0-0	0-0	0	0
at Florida State	6	4	10	0.0-0	0.0-0	1	0-0	0-0	0	0
Nevada	9	5	14	0.0-0	0.0-0	0	1-0	0-0	0	1
at Utah State	1	5	6	0.0-0	0.0-0	0	0-0	0-0	0	0
San Diego State	2	4	6	1.0-5	0.0-0	0	0-0	0-0	0	1
at TCU	10	3	13	1.5-5	0.0-0	0	0-0	0-0	0	0
Wyoming	3	1	4	0.0-0	0.0-0	0	0-0	0-0	0	3
UNLV										
at Colorado State										
New Mexico										
at Utah										
TOTALS	46	30	76	4.5-17	0.0-0	2	1-0	0-0	0	5

SEASON HIGHS

Solo Tackles	10 at TCU
Assisted Tackles	5 three times
Total Tackles	14 at AFA, vs. Nevada
Tackles-for-loss	2.0 at Air Force
Sacks	N/A
Fumbles Forced	1 at AFA, at Florida St.
Fumbles Recovered	1 vs. Nevada
Interceptions	N/A
Quarterback Hurries	N/A
Pass Breakups	3 vs. Wyoming

CAREER HIGHS

Solo Tackles	10 at TCU (2010)
Assisted Tackles	8 TCU (2009)
Total Tackles	14 at AFA, vs. Nev (2010)
Tackles-for-loss	2.0 at Air Force (2010)
Sacks	1 at New Mexico (2009)
Fumbles Forced	2 vs. Oklahoma (2009)
Fumbles Recovered	1 three times
Interceptions	2 vs. Air Force (2009)
Quarterback Hurries	N/A
Pass Breakups	3 vs. Wyoming (2010)



#51 SHANE HUNTER

SENIOR / LINEBACKER / 5-10 / 232

- 2nd on the team with 56 tackles
- Has 1 interception and 4 pass breakups
- Has 2 double-digit tackle games this year
- Led team with 6 tackles vs. Wyoming
- First year as a starter

OPPONENT	UA	A	TOT	TFL/YDS	SKS/YDS	FF	FR/YDS	INT/YDS	QBH	BRUP
Washington	5	4	9	0.5-1	0.0-0	0	0-0	0-0	0	0
at Air Force	5	5	10	0.0-0	0.0-0	0	0-0	1-0	0	0
at Florida State	4	0	4	0.0-0	0.0-0	0	1-0	0-0	0	1
Nevada	3	4	7	0.0-0	0.0-0	0	0-0	0-0	0	0
at Utah State	3	10	13	0.0-0	0.0-0	0	0-0	0-0	0	0
San Diego State	0	1	1	0.0-0	0.0-0	0	0-0	0-0	0	1
at TCU	3	3	6	1.5-4	0.0-0	0	0-0	0-0	0	1
Wyoming	3	3	6	0.5-1	0.0-0	0	0-0	0-0	0	1
UNLV										
at Colorado State										
New Mexico										
at Utah										
TOTALS	26	30	56	2.5-6	0.0-0	0	1-0	1-0	0	4

SEASON HIGHS

Solo Tackles	5 vs. Washington, at AFA
Assisted Tackles	10 at Utah State
Total Tackles	13 at Utah State
Tackles-for-loss	1.5 at TCU
Sacks	N/A
Fumbles Forced	N/A
Fumbles Recovered	1 at Florida State
Interceptions	1 at Air Force
Quarterback Hurries	N/A
Pass Breakups	1 four times

CAREER HIGHS

Solo Tackles	5 vs. Wash, at AFA (2010)
Assisted Tackles	10 at Utah State (2010)
Total Tackles	13 at Utah State (2010)
Tackles-for-loss	1.5 at TCU (2010)
Sacks	N/A
Fumbles Forced	1 UNLV (2009)
Fumbles Recovered	1 two times
Interceptions	1 at Air Force
Quarterback Hurries	N/A
Pass Breakups	1 four times



#37 VIC SO'OTO

SENIOR / DEFENSIVE LINEMAN / 6-3 / 261

- Had career-best 4 tackles-for-loss with 1 sack and 2 QB hurries vs. Wyoming
- Has 6 tackles-for-loss in the last 2 games
- Career-high 11 tackles at Air Force
- 4 solo tackles vs. Wyoming tied career high

OPPONENT	UA	A	TOT	TFL/YDS	SKS/YDS	FF	FR/YDS	INT/YDS	QBH	BRUP
Washington	1	2	3	0.0-0	0.0-0	0	0-0	0-0	1	0
at Air Force	3	8	11	1.0-5	1.0-5	0	0-0	0-0	0	0
at Florida State	0	1	1	0.5-2	0.0-0	0	0-0	0-0	0	1
Nevada	2	2	4	0.0-0	0.0-0	0	0-0	1-14	1	0
at Utah State	0	2	2	0.5-1	0.0-0	0	0-0	0-0	0	0
San Diego State	0	1	1	0.0-0	0.0-0	0	0-0	0-0	1	0
at TCU	4	1	5	2.0-7	1.0-5	0	0-0	0-0	0	0
Wyoming	4	1	5	4.0-17	1.0-4	1	0-0	0-0	2	0
UNLV										
at Colorado State										
New Mexico										
at Utah										
TOTALS	14	18	32	8.0-32	3.0-14	1	0-0	1-14	5	1

SEASON HIGHS

Solo Tackles	4 at TCU, vs. Wyoming
Assisted Tackles	8 at Air Force
Total Tackles	11 at Air Force
Tackles-for-loss	4.0 vs. Wyoming
Sacks	1.0 three times
Fumbles Forced	1 vs. Wyoming
Fumbles Recovered	N/A
Interceptions	1 vs. Nevada
Quarterback Hurries	2 vs. Wyoming
Pass Breakups	1 at Florida State

CAREER HIGHS

Solo Tackles	4 at TCU, vs. Wyo (2010)
Assisted Tackles	8 at Air Force (2010)
Total Tackles	11 at Air Force (2010)
Tackles-for-loss	4.0 vs. Wyoming (2010)
Sacks	1.0 seven times
Fumbles Forced	1 UNI (2008), Wyo (2010)
Fumbles Recovered	N/A
Interceptions	1 vs. Nevada (2010)
Quarterback Hurries	2 vs. Wyoming (2010)
Pass Breakups	1 at Florida State (2010)



2010 COUGAR FOOTBALL

DEFENSIVE PLAYER STATISTICS

#5 BRANDON BRADLEY

SENIOR / DEFENSIVE BACK / 6-0 / 193

OPPONENT	UA	A	TOT	TFL/YDS	SKS/YDS	FF	FR/YDS	INT/YDS	QBH	BRUP
Washington	3	3	6	0.0-0	0.0-0	0	0-0	0-0	0	0
at Air Force	1	2	3	0.0-0	0.0-0	0	0-0	0-0	0	1
at Florida State	2	0	2	0.0-0	0.0-0	0	0-0	0-0	0	0
Nevada	3	1	4	0.0-0	0.0-0	0	0-0	0-0	0	0
at Utah State	1	2	3	0.0-0	0.0-0	0	0-0	0-0	0	0
San Diego State	4	1	5	1.0-5	0.0-0	0	0-0	0-0	1	0
at TCU	4	1	5	1.0-4	0.0-0	0	0-0	0-0	0	0
Wyoming	1	1	2	0.0-0	0.0-0	0	0-0	0-0	0	1
UNLV										
at Colorado State										
New Mexico										
at Utah										
TOTALS	19	11	30	2.0-9	0.0-0	0	0-0	0-0	1	2

#34 AUSTEN JORGENSEN

SOPHOMORE / LINEBACKER / 6-2 / 235

OPPONENT	UA	A	TOT	TFL/YDS	SKS/YDS	FF	FR/YDS	INT/YDS	QBH	BRUP
Washington	1	1	2	0.0-0	0.0-0	0	0-0	0-0	0	0
at Air Force	1	6	7	0.0-0	0.0-0	0	0-0	0-0	0	0
at Florida State	7	0	7	0.0-0	0.0-0	0	0-0	0-0	0	0
Nevada	2	5	7	0.0-0	0.0-0	0	0-0	0-0	0	0
at Utah State	0	4	4	0.0-0	0.0-0	0	0-0	0-0	0	0
San Diego State	1	0	1	0.0-0	0.0-0	0	0-0	0-0	0	0
at TCU	1	0	1	0.0-0	0.0-0	0	0-0	0-0	0	0
Wyoming	3	0	3	0.0-0	0.0-0	0	0-0	0-0	0	0
UNLV										
at Colorado State										
New Mexico										
at Utah										
TOTALS	16	16	32	0.0-0	0.0-0	0	0-0	0-0	0	0

#7 BRIAN LOGAN

SENIOR / DEFENSIVE BACK / 5-6 / 185

OPPONENT	UA	A	TOT	TFL/YDS	SKS/YDS	FF	FR/YDS	INT/YDS	QBH	BRUP
Washington	1	0	1	0.0-0	0.0-0	0	0-0	0-0	0	3
at Air Force	2	3	5	0.0-0	0.0-0	0	0-0	0-0	0	0
at Florida State	2	2	4	0.0-0	0.0-0	0	0-0	0-0	0	0
Nevada	6	0	6	0.0-0	0.0-0	0	0-0	0-0	0	0
at Utah State	3	2	5	0.0-0	0.0-0	0	0-0	0-0	0	0
San Diego State	8	0	8	0.0-0	0.0-0	0	0-0	0-0	0	0
at TCU	3	1	4	0.0-0	0.0-0	0	0-0	0-0	0	1
Wyoming	2	0	2	1.0-4	0.0-0	0	0-0	0-0	0	1
UNLV										
at Colorado State										
New Mexico										
at Utah										
TOTALS	27	8	35	1.0-4	0.0-0	0	0-0	0-0	0	5

#44 BRANDON OGLETREE

SOPHOMORE / LINEBACKER / 5-11 / 225

OPPONENT	UA	A	TOT	TFL/YDS	SKS/YDS	FF	FR/YDS	INT/YDS	QBH	BRUP
Washington	3	3	6	0.0-0	0.0-0	0	0-0	0-0	0	0
at Air Force	1	1	2	0.0-0	0.0-0	0	0-0	0-0	0	0
at Florida State	DNP									
Nevada	DNP									
at Utah State	4	4	8	0.0-0	0.0-0	0	0-0	0-0	0	0
San Diego State	0	1	1	0.0-0	0.0-0	0	0-0	1-11	0	1
at TCU	2	3	5	0.0-0	0.0-0	0	0-0	0-0	0	1
Wyoming	4	0	4	2.0-2	0.0-0	0	1-0	0-0	1	1
UNLV										
at Colorado State										
New Mexico										
at Utah										
TOTALS	14	12	26	2.0-2	0.0-0	0	1-0	1-11	1	3

#1 JORDAN PENDLETON

JUNIOR / LINEBACKER / 6-3 / 239

OPPONENT	UA	A	TOT	TFL/YDS	SKS/YDS	FF	FR/YDS	INT/YDS	QBH	BRUP
Washington	2	6	8	1.5-4	0.5-2	0	0-0	0-0	0	0
at Air Force	1	4	5	0.0-0	0.0-0	0	0-0	0-0	0	0
at Florida State	9	3	12	1.5-10	1.5-10	1	0-0	0-0	0	1
Nevada	3	3	6	0.0-0	0.0-0	0	0-0	0-0	1	0
at Utah State	2	5	7	0.5-2	0.0-0	0	0-0	0-0	0	0
San Diego State	DNP									
at TCU	DNP									
Wyoming	DNP									
UNLV										
at Colorado State										
New Mexico										
at Utah										
TOTALS	17	21	38	3.5-16	2.0-12	1	0-0	0-0	1	1

#23 TRAVIS UALE

JUNIOR / SAFETY / 6-2 / 197

OPPONENT	UA	A	TOT	TFL/YDS	SKS/YDS	FF	FR/YDS	INT/YDS	QBH	BRUP
Washington	DNP									
at Air Force	2	1	3	0.0-0	0.0-0	0	0-0	0-0	0	0
at Florida State	1	0	1	0.0-0	0.0-0	0	0-0	0-0	0	0
Nevada	2	3	5	0.0-0	0.0-0	0	0-0	0-0	0	0
at Utah State	5	5	10	0.0-0	0.0-0	0	0-0	0-0	0	0
San Diego State	0	1	1	0.0-0	0.0-0	0	0-0	0-0	0	0
at TCU	2	0	2	0.0-0	0.0-0	0	0-0	0-0	0	0
Wyoming	3	0	3	0.0-0	0.0-0	0	0-0	0-0	0	0
UNLV										
at Colorado State										
New Mexico										
at Utah										
TOTALS	15	10	25	0.0-0	0.0-0	0	0-0	0-0	0	0

#45 KYLE VAN NOY

FRESHMAN / LINEBACKER / 6-3 / 219

OPPONENT	UA	A	TOT	TFL/YD	SSKS/YDS	FF	FR/YDS	INT/YDS	QBH	BRUP
Washington	0	0	0	0.0-0	0.0-0	0	0-0	0-0	0	0
at Air Force	0	0	0	0.0-0	0.0-0	0	0-0	0-0	0	0
at Florida State	0	0	0	0.0-0	0.0-0	0	0-0	0-0	0	0
Nevada	0	0	0	0.0-0	0.0-0	0	0-0	0-0	0	0
at Utah State	4	3	7	1.0-3	0.0-0	1	0-0	0-0	0	0
San Diego State	5	0	5	1.0-9	1.0-9	0	0-0	0-0	0	0
at TCU	2	1	3	1.0-8	0.0-0	1	0-0	0-0	0	0
Wyoming	2	2	4	1.0-2	0.0-0	0	0-0	0-0	0	0
UNLV										
at Colorado State										
New Mexico										
at Utah										
TOTALS	13	6	19	4.0-22	1.0-9	2	0-0	0-0	0	0

#49 JADON WAGNER

JUNIOR / LINEBACKER / 6-4 / 246

OPPONENT	UA	A	TOT	TFL/YD	SSKS/YDS	FF	FR/YDS	INT/YDS	QBH	BRUP
Washington	DNP									
at Air Force	0	0	0	0.0-0	0.0-0	0	0-0	0-0	0	0
at Florida State	0	0	0	0.0-0	0.0-0	0	0-0	0-0	0	0
Nevada	0	0	0	0.0-0	0.0-0	0	0-0	0-0	0	0
at Utah State	6	4	10	2.0-10	0.0-0	0	0-0	0-0	0	0
San Diego State	0	2	2	0.0-0	0.0-0	0	0-0	0-0	0	0
at TCU	4	3	7	0.0-0	0.0-0	0	0-0	0-0	0	1
Wyoming	1	2	3	1.5-6	1.0-5	0	0-0	0-0	0	0
UNLV										
at Colorado State										
New Mexico										
at Utah										
TOTALS	11	11	22	3.5-16	1.0-5	0	0-0	0-0	0	1



2010 COUGAR FOOTBALL

SCORING DRIVES/SUPERLATIVES

2010 SCORING DRIVES

vs. Washington

9 plays, 66 yards TOP 3:53
 8 plays, 47 yards TOP 2:36
 11 plays, 58 yards TOP 5:33
 3 plays, 48 yards TOP 0:56

vs. Air Force

12 plays, 74 yards TOP 5:17
 5 plays, 49 yards TOP 2:43

vs. Florida State

7 plays, 49 yards TOP 3:14
 11 plays, 71 yards TOP 1:56

vs. Nevada

5 plays, 36 yards TOP 1:31
 11 plays, 35 yards TOP 2:58
 9 plays, 65 yards TOP 3:36

vs. Utah State

9 plays, 48 yards TOP 3:18
 8 plays, 75 yards TOP 2:41
 8 plays, 66 yards TOP 1:39

vs. San Diego State

19 plays, 78 yards TOP 8:28
 5 plays, 24 yards TOP 2:40
 8 plays, 38 yards TOP 4:13
 9 plays, 67 yards TOP 4:51

vs. TCU

14 plays, 70 yards TOP 5:31

vs. Wyoming

10 plays, 58 yards TOP 4:25
 5 plays, 33 yards TOP 1:52
 9 plays, 48 yards TOP 4:32
 7 plays, 70 yards TOP 2:31

2010 BYU SUPERLATIVES

Overall Record	3-5
Current Streak	W1
MWC Record	2-2
Current Streak	W1
All-Time MWC Record	61-25 (.709)
Non-Conference Record	1-3
Current Streak	L3
2010 Home Record	3-1
Current Streak	W2
2010 Road Record	0-4
Current Streak	L4
2010 Neutral Record	0-0
Current Streak	W2
Day Games	3-4
Current Streak	W1
Night Games	0-1
Current Streak	L2
Friday Games (since 2000)	7-4
Current Streak	L1
When BYU Wins Coin Toss	1-2
When BYU Loses Coin Toss	2-3
When BYU Leads After First Quarter	2-1
When BYU Trails After First Quarter	1-4
When Tied After First Quarter	0-0
When BYU Leads at the Half	2-0
When BYU Trails at the Half	1-5
When Tied at the Half	0-0
When BYU Leads After Third Quarter	3-0
When BYU Trails After Third Quarter	0-5
When Tied After Third Quarter	0-0
Record in August	0-0
Streak	W4
Record in September	1-3
Streak	L3
Record in October	2-2
Streak	W1
Record in November	0-0
Streak	W4
Record in December	0-0
Streak	W1
Record vs. Top-25 Teams	0-1
Streak	L1
Record vs. Non-Ranked Teams	3-4
Streak	W2
Record When BYU has 100-Yard Rusher	1-1
Streak	W1
Record When Opponent has 100-Yard Rusher	0-3
Record When BYU has 300-Yard Passer	0-0
Record When Opponent has 300-Yard Passer	0-0
When BYU Scores First	2-1
When Opponent Scores First	1-4
On ESPN	0-1
On ESPNU	0-1
On VERSUS	0-2
On The Mtn	2-1
On CBS-CS	1-0



2010 COUGAR FOOTBALL MEDIA INFORMATION

WEEKLY MEDIA BREAKFAST MONDAYS AT LEGENDS GRILLE



Head coach Bronco Mendenhall and selected players will participate in the weekly football media breakfast. The weekly

event will be held on Mondays throughout the season on the second floor of Legends Grille in the Student Athlete Building. Breakfast will be served at 9:30 a.m. and the press conference will begin promptly at 10:00 a.m. A partial transcript of Mendenhall's statements will be available on www.byucougars.com.

COACH'S SHOWS ON KSL

RADIO - "BYU Football with Head Coach Bronco Mendenhall," Presented by University Parkway Ken Garff Dealers is broadcast Wednesday nights at 7:00pm from the President's Loge at LaVell Edwards Stadium. A live audience will be in attendance as Greg Wrubell and Coach Mendenhall, along with current and former players, discuss BYU Football and highlight its core pillars of "Tradition, Spirit and Honor."

TELEVISION - "BYU Football with Coach Bronco Mendenhall" Presented by Siegfried and Jensen can be seen Sunday nights during the season at 11:00pm. Greg Wrubell will host a fast-paced half hour featuring highlights, interviews, and exciting new features like "BYU X and O's," as Bronco Mendenhall takes viewers into the film room to discuss strategy, tactics and terminology. BYU's foundational values of "Tradition, Spirit and Honor" will be a weekly theme.

STATIONS ON THE COUGAR SPORTS NETWORK INCLUDE:

KMGR 95.9 FM
Manti, UT

KUNF 1210 AM
St. George, UT

KTHK 105.5 FM
Pocatello, Blackfoot, Idaho Falls, ID

KIOV 1450 AM
Boise, ID

MEDIA AVAILABILITY

Media access to conduct interviews will be provided on Monday, Tuesday and Wednesday each week as well as postgame interviews on game day. As a general rule the following schedule will be followed: Monday morning press conference (Coach Mendenhall and select players), Tuesday after practice (players and coaches) and Wednesday after practice (players and coaches). Practice sessions during the season are closed. Depending on circumstances such as classes, exams and other obligations or considerations, some players may not always be available during the specified media availability times. We will work to accommodate your interview needs whenever possible.

Coach Mendenhall and select players will participate each Monday morning at 10 a.m. MT in a weekly media breakfast press conference. Mendenhall is also available on the MWC teleconference call each Tuesday at 11 a.m. MT.

Post-Game: Following games, Coach Mendenhall, as well as selected players will be available for post-game interviews. For games at Edwards Stadium, Coach Mendenhall will participate in a post-game press conference, along with selected players. The BYU locker room is closed.

ON THE AIR

The exclusive radio home of BYU Football and flagship of the Cougar Sports Network is KSL Newsradio in Salt Lake City. The "Voice of the Cougars" is Greg Wrubell, now in his 10th season as play-by-play commentator. A BYU alum, Wrubell is in his 19th year on the broadcast crew, having served as the sideline reporter before stepping into the booth.

Wrubell's on-air partner and game analyst is former Cougar quarterback Marc Lyons, who begins his 30th season on the BYU Football broadcasts. Former Cougar defensive back and 2009 team captain Scott Johnson makes his debut reporting from the sidelines, while Andrew Adams returns for his third season as gameday host in the "Cougar Scoreboard Studio." The following is a rundown of KSL's weekly programming and broadcast details:

MONDAY-FRIDAY

7:43 a.m. and 5:43 p.m. - "Cougar Tracks" with Greg Wrubell

WEDNESDAY

7:00p.m. - "BYU Football with Head Coach Bronco Mendenhall," Presented by University Parkway Ken Garff Dealers

GAMEDAYS:

2 hours before kickoff: "Cougar Countdown Show"

1 hour before kickoff: "Cougar Pregame Scoreboard Show"

35 minutes before kickoff: "Cougar Pregame Coach's Show"

25 minutes before kickoff: "Cougar Kickoff Show"

Halftime: "Cougar Halftime Scoreboard Show"

Postgame: "Cougar Postgame Scoreboard Show," "Cougar Locker Room Show," "Cougar Postgame Coach's Show," "Cougar Call-In Show," "Cougar Replay."

All BYU Football programming is streamed live on ksl.com and available for download and podcast. All game broadcasts are archived online. KSL's gameday broadcast is also streamed online at byuradio.org, and can be heard on Dish Network Channel 980.

KSL NEWSRADIO
102.7_{FM} 1160_{AM}



2010 COUGAR FOOTBALL

LAST TIME

TEAM OFFENSE

SCORED 70 POINTS OR MORE:

BYU: 2001, Tulane (W, 70-35)
Opp: 2001, Hawai'i (L, 72-45)

SCORED 60 POINTS OR MORE:

BYU: 2005, vs. Air Force (W, 62-41)
Opp: 2001, Hawai'i (L, 72-45)

SCORED 50 POINTS OR MORE:

BYU: 2009, at Wyoming (W, 52-0)
Opp: 2009, vs. Florida State (L, 28-54)

SCORED DOUBLE-DIGITS EVERY QUARTER:

BYU: 2009, 10, 14, 21, 14 at UNLV (W, 59-21)
Opp: 2007, 14, 17, 14, 10 at Tulsa (L, 47-55)

DID NOT SCORE A TOUCHDOWN:

BYU: 2010, at TCU (L, 3-31)
Opp: 2009, at Wyoming (W, 52-0)

TOTAL OFFENSE 600 YARDS OR MORE:

BYU: 2009, 611 at UNLV (W, 59-21)
Opp: 2001, 646 vs. Hawai'i (L, 72-45)

TOTAL OFFENSE 500 YARDS OR MORE:

BYU: 2009, 611 at UNLV (W, 59-21)
Opp: 2009, 512 vs. Florida State (L, 28-54)

TOTAL OFFENSE 400 YARDS OR MORE:

BYU: 2010, 413 vs. San Diego State (W, 24-21)
Opp: 2010, 434 at Utah State (L, 16-31)

TOTAL OFFENSE 200 YARDS OR LESS:

BYU: 2010, at TCU 147 (L, 3-31)
Opp: 2010, vs. Wyoming 173 (W, 25-20)

PASSING 500 YARDS OR MORE:

BYU: 2007, 537 at Tulsa (L, 47-55)
Opp: 2001, 543 at Hawaii (L, 45-72)

PASSING 400 YARDS OR MORE:

BYU: 2008, 486 vs. Northern Iowa (W, 41-17)
Opp: 2007, 490 at Tulsa (L, 47-55)

PASSING 300 YARDS OR MORE:

BYU: 2009, 377 vs. Air Force (W, 38-21)
Opp: 2009, 322 at San Diego State (W, 38-28)

PASSING 100 YARDS OR LESS:

BYU: 2010, 81 yards vs. Wyoming (W, 25-20)
Opp: 2010, 68 yards at Air Force (L, 14-35)

PASSING 10 COMPLETIONS OR LESS:

BYU: 2010, 10 vs. Wyoming (W, 25-20)
Opp: 2009, 5 vs. Air Force (W, 38-21)

RUSHING 300 YARDS OR MORE:

BYU: 2007, 311 at San Diego State (W, 48-27)
Opp: 2010, 409 at Air Force (L, 14-35)

RUSHING 200 YARDS OR MORE:

BYU: 2010, 217 vs. Wyoming (W, 25-20)
Opp: 2010, 242 at Utah State (L, 16-31)

RUSHING 100 YARDS OR LESS:

BYU: 2010, 56 at TCU (L, 3-31)
Opp: 2010, 63 vs. Wyoming (W, 25-20)

RUSHING 50 YARDS OR LESS:

BYU: 2009, 41 at New Mexico (W, 24-19)
Opp: 2009, 20 at San Diego State (W, 38-28)

RUSHING 60 ATTEMPTS OR MORE:

BYU: 2010, 62 vs. San Diego State, (W, 24-21)
Opp: 2010, 65 at Air Force (L, 14-35)

RUSHING 50 ATTEMPTS OR MORE:

BYU: 2010, 51 vs. Wyoming (W, 25-20)
Opp: 2010, 59 at Utah State (L, 16-31)

RUSHING 4 TOUCHDOWNS OR MORE:

BYU: 2009, 6 at UNLV (W, 59-21)
Opp: 2010, 4 vs. Air Force (L, 14-35)

FIRST DOWNS 30 OR MORE:

BYU: 2009, 30 at Wyoming (W, 52-0)
Opp: 2005, 51 vs. TCU (L, 50-51 OT)

FIRST DOWNS 10 OR LESS:

BYU: 2010, 10 at TCU (L, 3-31)
Opp: 2009, 9 at Tulane (W, 54-3)

THIRD-DOWN CONVERSION 70% OR MORE:

BYU: 2009, 71% (15/21) at San Diego State (W, 38-28)
Opp: 2005, 78% (7/9) at Wyoming (W, 35-21)

THIRD-DOWN CONVERSION 75% OR MORE:

BYU: 2008, 76% (13/17) vs. UCLA (W, 59-0)
Opp: 2005, 78% (7/9) at Wyoming (W, 35-21)

THIRD-DOWN CONVERSION 80% OR MORE:

BYU: 2008, 86% (12/14) at Washington (W, 28-27)
Opp:

NO TURNOVERS

BYU: 2010, vs. Nevada (L, 13-27)
Opp: 2010, vs. Wyoming (W, 25-20)

INDIVIDUAL OFFENSE

ALL-PURPOSE 2 PLAYERS 100 YARDS OR MORE:

BYU: 2010, Jacobson 127, Di Luigi 123 at Utah State (L, 16-31)
Opp: 2010, Williams 159, Speight 119 at Utah State (L, 16-31)

ALL-PURPOSE 3 PLAYERS 100 YARDS OR MORE:

BYU: 2010, Jacobson 124, Di Luigi 123, Hoffman 105 vs. Nevada (L, 13-27)

INDIVIDUAL PASSING

PASSING 600 YARDS OR MORE:

BYU: 1993, J. Walsh 619 at Utah State (L, 56-58)
Opp:

PASSING 500 YARDS OR MORE:

BYU: 2007, M. Hall 537 yds at Tulsa (L, 55-47)
Opp: 2001, N. Rolovich 543 Hawai'i (L, 72-45)

PASSING 400 YARDS OR MORE:

BYU: 2008, M. Hall 486 vs. Northern Iowa (W, 41-17)
Opp: 2007, P. Smith 454 at Tulsa (L, 55-47)

PASSING NO TOUCHDOWNS:

BYU: 2010, J. Heaps at TCU (L, 3-31)
Opp: 2009, J. Wynn vs. Utah (W, 26-23)

PASSING 25 COMPLETIONS OR MORE:

BYU: 2010, J. Heaps 27 at Utah State (L, 16-31)
Opp: 2009, D. Porterie at New Mexico (W, 24-19)

PASSING 30 COMPLETIONS OR MORE:

BYU: 2009, M. Hall 33 vs. Air Force (W, 38-21)
Opp: 2008, B. Johnson 30 at Utah (L, 24-48)

PASSING 50 ATTEMPTS OR MORE:

BYU: 2010, J. Heaps 55 at Utah State (L, 16-31)
Opp: 2009, G. Stucker 50 at Colorado State (W, 42-23)

PASSING 3 TOUCHDOWNS OR MORE:

BYU: 2009, M. Hall 3 vs. Oregon State (W, 44-20)
Opp: 2010, A. Dalton 4 at TCU (L, 3-31)

PASSING 4 TOUCHDOWNS OR MORE:

BYU: 2009, M. Hall 5 vs. Air Force (W, 38-21)
Opp: 2010, A. Dalton 4 at TCU (L, 3-31)

PASSING 5 TOUCHDOWNS OR MORE:

BYU: 2009, M. Hall 5 vs. Air Force (W, 38-21)
Opp:

INDIVIDUAL RECEIVING

RECEIVING 10 RECEIVERS WITH AT LEAST 1 CATCH:

BYU: 2010, 10 at Utah State (L, 16-31)
Opp: 2009, 11 vs. Utah State (W, 35-17)

RECEIVING 150 YARDS OR MORE:

BYU: 2008, A. Collie 155 yards, D. Pitta 175 yards at CSU (W, 45-42)
Opp: 2009, T. Liggett 156 yards vs. CSU (W, 42-23)

RECEIVING 200 YARDS OR MORE:

BYU: 2008, D. Pitta 213 vs. Northern Iowa (W, 41-17)
Opp:

RECEIVING 10 RECEPTIONS OR MORE:

BYU: 2008, A. Collie 11 vs. Arizona (L, 21-31)
Opp: 2009, T. Liggett 11 vs. CSU (W, 42-23)

RECEIVING 3 TOUCHDOWNS OR MORE:

BYU: 2008, A. Collie 3 at CSU (W, 45-42)
Opp: 2007, C. Heinz 3 at Tulsa (L, 55-47)

RECEIVING 50-YARD TOUCHDOWN OR MORE:

BYU: 2009, M. Jacobson 79 yards from M. Hall at Wyoming (W, 52-0)
Opp: 2009, A. Hicks 75 yards from A. Dalton vs. TCU (L, 7-38)

RECEIVING 70-YARD TOUCHDOWN OR MORE:

BYU: 2009, M. Jacobson 79 yards from M. Hall at Wyoming (W, 52-0)
Opp: 2019, X. Martin 79 yards from D. Borel at USU (L, 16-31)

INDIVIDUAL RUSHING

RUSHING 20 CARRIES OR MORE:

BYU: 2010, J. Di Luigi 22, B. Kariya 22 vs. San Diego State (W, 24-21)
Opp: 2010, D. Speight 23 at Utah State (L, 16-31)

RUSHING 30 CARRIES OR MORE:

BYU: 2005, C. Brown 31 vs. Colorado State (W, 24-14)
Opp: 2003, J. Jones 35 at Notre Dame (L, 33-14)

RUSHING 100 YARDS OR MORE:

BYU: 2010, J. Di Luigi 103 yards at Air Force (L, 14-35)
Opp: 2010, V. Taua 133 yards vs. Nevada (L, 13-27)

RUSHING 150 YARDS OR MORE:

BYU: 2007, H. Unga 161 at San Diego State (W, 48-27)
Opp: 2005, M. Lynch 194 vs. California (L, 28-35)

RUSHING 200 YARDS OR MORE:

BYU: 2005, C. Brown 219 vs. Air Force (W, 62-41)
Opp: 2001, H. Childs 237 vs. Colorado State (W, 56-34)

RUSHING TWO 100-YARD RUSHERS:

BYU: 2006, C. Brown 148, M. Hague 123 vs. UNLV (W, 52-7)
Opp: 2005, Q. Ganther 131 and B. Ratliff 112 vs. Utah (L, 41-34)

RUSHING THREE 100-YARD RUSHERS:

BYU: 2001, L. Staley 142, B. Doman 116, B. McDonald 110; vs. Tulane (W, 70-35)
Opp:

RUSHING 4 TOUCHDOWNS OR MORE:

BYU: 2005, C. Brown 4 vs. Air Force (W, 62-41)
Opp: 2002, C. Harridge 4 Air Force (L, 52-9)



2010 COUGAR FOOTBALL

LAST TIME

RUSHING 3 TOUCHDOWNS OR MORE:

BYU: 2009, H. Unga 3 at UNLV (W, 59-21)
Opp: 2005, M. Lynch 3 at Cal (L, 28-35)

RUSHING 50-YARD TOUCHDOWN OR MORE:

BYU: 2009, H. Unga 52 yards at UNLV (W, 59-21)
Opp: 2010, C. Thompson 83 yards at Florida State (L, 10-34)

RUSHING 70-YARD TOUCHDOWN OR MORE:

BYU: 2006, M. Hague 87 yards vs. UNLV (W, 52-7)
Opp: 2010, C. Thompson 83 yards at Florida State (L, 10-34)

TEAM DEFENSE

TACKLES 90 OR MORE:

BYU: 2009, vs. Air Force 110 (W, 38-21)
Opp: 2010, vs. San Diego State 101 (W, 24-21)

TACKLES 100 OR MORE:

BYU: 2009, vs. Air Force 110 (W, 38-21)
Opp: 2010, vs. San Diego State 101 (W, 24-21)

TACKLES 3 WITH DOUBLE-DIGITS:

BYU: 2010, Hunter 13, Wagner 10, Uale 10 at Utah State (L, 16-31)
Opp: 2008, Foster 14, Williams 12, Aiyewa 10 at Wash. (W, 28-27)

TACKLES 4 WITH DOUBLE-DIGITS:

BYU: 2009, Denney 13, Johnson 11, Doman 11, Jorgensen 10 vs. Air Force (W, 38-21)
Opp: 2008, Lloyd 11, Harris 10, Thompson 10, Mahoney 10 vs. Northern Iowa (W, 41-17)

SACKS 5 OR MORE:

BYU: 2008, at Utah State 5 (W, 34-14)
Opp: 2010, at Florida State 8 (L, 10-34)

INTERCEPTIONS 5 OR MORE:

BYU:
Opp: 2008, 5 at Utah (L, 24-48)

FUMBLES RECOVERED 3 OR MORE:

BYU: 2008, 3 vs. Arizona (L, 21-31)
Opp: 2008, 4 vs. Northern Iowa (W, 41-17)

FUMBLES FORCED 5 OR MORE:

BYU: 2008, 5 vs. Northern Iowa (W, 41-17)
Opp: 2008, 5 vs. Northern Iowa (W, 41-17)

SAFETY WAS SCORED:

BYU: 2010, vs. Wyoming (W, 25-20)
Opp: 2004, at Boise State (L, 28-27)

INDIVIDUAL DEFENSE

TACKLES 15 OR MORE:

BYU: 2008, K. Fowler 15 vs. Arizona (L, 21-31)
Opp: 2009, C. Prosinski 16 at Wyoming (W, 52-0)

TACKLES FOR LOSS 4 OR MORE:

BYU: 2008, B. Denney 4 at Utah State (W, 34-14)
Opp: 2009, G. McCoy 4 vs. Oklahoma (W, 14-13)

SACKS 2 OR MORE:

BYU: 2009, J. Pendleton 2 at New Mexico (W, 24-19)
Opp: 2010, M. Burris 2 vs. San Diego State (W, 24-21)

SACKS 3 OR MORE:

BYU: 2007, J. Jorgensen 3 vs. Colorado State (W, 35-16)
Opp: 2008, J. Hughes 4 at TCU (L, 7-32)

INTERCEPTION RETURNED FOR A TD:

BYU: 2008, D. Nixon vs. Wyoming 19 yards (W, 44-0)
Opp: 2009, G. Reid vs. Florida State 63 yards (L, 28-54)

INTERCEPTIONS 2 OR MORE:

BYU: 2009, A. Rich vs. Air Force (W, 38-21)
Opp: 2008, J. Dale at Utah (L, 24-48)

INTERCEPTIONS 3 OR MORE:

BYU: 2000, T. Smith vs. Wyoming (W, 19-7)
Opp:

FUMBLE WAS RETURNED FOR A TD:

BYU: 2009, M. Bauman vs. Oregon State (W, 44-20)
Opp: 2008, M. Sisson at CSU (W, 45-42)

FUMBLE RECOVERIES 3 OR MORE:

BYU: 2005, J. Luettgerodt at Wyoming (W, 35-21)

SPECIAL TEAMS

KICKOFF RETURN TEAM 150 YARDS OR MORE:

BYU: 2010, 157 vs. Wyoming (W, 25-20)
Opp: 2009, 160 at San Diego State (W, 38-28)

KICKOFF RETURN 100 YARDS OR MORE INDIVIDUAL:

BYU: 2010, C. Hoffman 104 vs. Wyoming (W, 25-20)
Opp:

KICKOFF RETURN 50 YARDS OR MORE:

BYU: 2008, A. Collie 70 at Utah (L, 24-48)
Opp: 2010, J. Kerley 52 at TCU (L, 3-31)

KICKOFF RETURN FOR A TOUCHDOWN:

BYU: 1998, M. Rigell at Hawaii, 96 yards (W, 31-9)
Opp: 2009, D. Purvis at UNLV, 94 yards (W, 59-21)

SCORED 15 OR MORE POINTS KICKING:

BYU: 1999, O. Pochman 17 at UNLV (W, 29-0)
Opp: 2009, J. Phillips 15 vs. Utah (W, 26-23)

FIELD GOAL 40 YARDS OR MORE:

BYU: 2010, M. Payne 42 vs. Wyoming (W, 25-20)
Opp: 2010, D. Hopkins 47 at Florida State (L, 10-34)

FIELD GOAL 50 YARDS OR MORE:

BYU: 2006, J. McLaughlin 53 at Air Force (W, 33-14)
Opp: 2010, E. Folk 54 vs. Washington (W, 23-17)

FIELD GOAL WAS BLOCKED:

BYU: 2009, A. Rich at New Mexico (W, 24-19)
Opp: 2010, M. Gipson vs. Wyoming (W, 25-20)

FIELD GOAL BLOCKED FOR A TOUCHDOWN:

BYU: 2001, R. Denney at SDSU (W, 59-21)
Opp:

FIELD GOALS 4 OR MORE CONVERTED:

BYU: 2000, O. Pochman 4 at Utah (W, 34-27)
Opp: 2009, J. Phillips 5 vs. Utah (W, 26-23)

FIELD GOAL GAME-WINNING:

BYU: 2001, at Mississippi State (W, 41-38)
Opp: 2006, at Arizona (L, 16-13)

PAT WAS BLOCKED:

BYU: 2008, J. Jorgensen at Washington (W, 28-27)
Opp: 2010, K. Vainikolo at Utah State (L, 31-16)

TWO-POINT PAT WAS CONVERTED:

BYU: 2010, R. Nelson vs. Washington (W, 23-17)
Opp: 2009, D. Reed vs. Utah (W, 26-23)

PUNT RETURN TEAM 100 YARDS OR MORE:

BYU: 2006, 108 vs. Wyoming (W, 55-7)

PUNT RETURN FOR A TD:

BYU: 2006, M. Jacobson vs. Wyoming (W, 55-7)
Opp: 2001, C. Owens at Hawai'i (L, 72-45)

PUNT WAS BLOCKED:

BYU: 2009, M. Marshall vs. CSU (W, 42-23)
Opp: 2006, by C. Tennial vs. Tulsa (W, 49-24)

PUNT BLOCKED FOR A TOUCHDOWN:

BYU: 2004, by G. Lovely at Air Force (W, 41-24)

Opp: 2005, by C. Wells, TD by G. Rybak vs. Air Force (W, 62-41)

PUNT 60 YARDS OR MORE:

BYU: 2008, C. Santiago 62 yards at Utah (L, 24-48)
Opp: 2009, A. McCoy 70 yards at Wyoming (W, 52-0)

PUNT AVERAGE 50 OR MORE (min. 3):

BYU: 2009, R. Stephenson 51.0 vs. Colorado State (W, 42-23)
Opp:

DID NOT PUNT DURING ENTIRE GAME:

BYU: 2009, at Tulane (W, 54-3)

GENERAL

DEFEATED A RANKED OPPONENT:

BYU: 2009, vs. No. 18 Oregon State (W, 44-20)
Opp: 2010, at Air Force (L, 14-35)

THE LAST TIME OVERTIME WAS PLAYED:

BYU: 2009, vs. Utah (W, 26-23)

TEAM WAS AHEAD AT HALF AND LOST:

BYU: 2007, at Tulsa (ahead 34-31, lost 55-47)
Opp: 2010, vs. Washington (ahead 17-13, lost 23-17)

SHUTOUT IN THE FIRST HALF:

BYU: 2010, at TCU (L, 3-31)
Opp: 2009, at Wyoming (W, 52-0)

SHUTOUT IN THE SECOND HALF:

BYU: 2010, at Air Force (L, 14-35)
Opp: 2010, vs. Washington, (W, 23-17)

SHUTOUT:

BYU: 2009, at Wyoming (W, 52-0)
Opp: 2003, vs. Utah (L, 3-0)

PENALTIES 10 OR MORE:

BYU: 2009, 10 vs. Oklahoma (W, 14-13)
Opp: 2010, 12 at Utah State (L, 16-31)

PENALTY YARDS 100 OR MORE:

BYU: 2008, 12-123 at Utah State (W, 34-14)
Opp: 2010, 12-105 at Utah State (L, 16-31)

PENALTIES 1 OR LESS:

BYU: 2010, vs. Nevada (L, 13-27)
Opp: 2006, at Air Force (W, 33-14)

NO TURNOVERS:

BYU: 2010 vs. Nevada (L, 13-27)
Opp: 2010 vs. Wyoming (W, 25-20)

TIME OF POSSESSION 40 MINUTES OR MORE:

BYU: 2010, 45:01 vs. San Diego State (W, 24-21)



2010 COUGAR FOOTBALL

NUMERICAL ROSTER/PRONUNCIATION GUIDE

NO.	PLAYER	POS.	HT.	WT.	YR.	HOMETOWN/LAST SCHOOL
1	Pendleton, Jordan	LB	6-3	239	Jr.	South Jordan, UT / Bingham HS
2	Hoffman, Cody	WR	6-4	205	Fr.	Crescent City, CA / Del Norte HS
3	Lark, James	QB	6-2	202	So.	St. George, UT / Pine View HS
4	Chambers, O'Neill	WR	6-2	211	Jr.	Harmony, FL / Harmony HS
5	Bradley, Brandon	DB	6-0	193	Sr.	Tallahassee, FL / Lincoln HS
6	Jacobson, McKay	WR	5-11	190	Jr.	Southlake, TX / Southlake Carroll HS
7	Logan, Brian	DB	5-6	185	Sr.	Fremont, CA / Foothill College
9	Heaps, Jake	QB	6-1	194	Fr.	Issaquah, WA / Skyline HS
10	Di Luigi, JJ	RB	5-9	190	Jr.	Canyon Country, CA / Canyon HS
11	Johnson, Jordan	DB	5-10	175	Fr.	Springfield, MA / Brooks School
11	Apo, Ross	WR	6-3	202	Fr.	Arlington, TX / The Oakridge School
12	Munns, Jason	QB	6-5	254	Fr.	Kennewick, WA / Southridge HS
13	Nelson, Riley	QB	6-0	201	Jr.	Logan, UT / Utah State
15	Mees, Carter	DB	6-0	195	So.	St. George, UT / Pine View HS
15	Everett, DeQuan	DB	6-3	200	Jr.	Long Beach, CA / Cerritos JC
15	Doman, DJ	WR	6-0	186	Fr.	Pleasant Grove, UT / Pleasant Grove HS
16	Falslev, JD	WR	5-8	175	Fr.	Logan, UT / Sky View HS
17	Jaussi, Landon	DB	6-5	218	Sr.	Wylie, TX / Southern Virginia
18	Wilson, Richard	TE	6-2	233	Fr.	Spanish Fork, UT / Spanish Fork HS
18	Galea'i, Jay	DB	6-0	179	Fr.	Laie, HI / Kahuku HS
19	Marshall, Matt	WR	5-10	172	Jr.	Salt Lake City, UT / Skyline HS
20	Quezada, Joshua	RB	5-11	211	Fr.	La Habra, CA / La Habra HS
21	Tollestrup, Dalin	DB	6-1	175	So.	Raymond, Alberta / U. of Calgary
22	Rich, Andrew	DB	6-3	217	Sr.	Ogden, UT / Snow JC
23	Uale, Travis	DB	6-2	197	Jr.	Hawaii Kai, HI / Kamehameha HS
24	Thomas, Steven	DB	5-11	172	Jr.	Chino Hills, CA / Chino Hills HS
25	Eason, Corby	DB	5-8	172	Jr.	Columbus, GA / Erie CC
26	Buckner, Robbie	DB	5-10	176	So.	Ashdown, AR / Ashdown HS
27	Foote, David	RB	5-11	208	So.	Washington, UT / Pine View HS
28	Phillips, Drew	RB	5-11	168	Fr.	Boaz, AL / Boaz HS
28	Gaines, Kori	DB	5-8	162	Fr.	Loganville, GA / Grayson HS
29	Ashworth, Luke	WR	6-2	201	Sr.	Provo, UT / Timpview HS
30	Mendenhall, Zeke	LB	5-11	212	Jr.	Alpine, UT / Lone Peak HS
31	Moore, AJ	RB	5-9	200	Fr.	Murrieta, CA / Murrieta Valley HS
31	Leung-Wai, Aveni	LB	6-1	238	Jr.	Aiea, HI / Grossmont JC
32	Herrmann, Cole	LB	6-0	186	Fr.	Draper, UT / Alta HS
32	Hague, Mike	RB	5-10	220	So.	Salt Lake City, UT / Brighton HS
33	Kariya, Bryan	RB	6-0	218	Jr.	Kaysville, UT / Davis HS
34	Jorgensen, Austen	LB	6-2	235	So.	Mt. Pleasant, UT / North Sanpete HS
35	Mendenhall, Zed	RB	5-11	239	So.	Alpine, UT / Lone Peak HS
36	Fua, Alani	LB	6-5	195	Fr.	Northridge, CA / Oaks Christian HS
36	Folsom, Ryan	RB	5-10	194	Fr.	Medford, OR / North Medford HS
37	So'oto, Vic	DL	6-3	261	Sr.	Carlsbad, CA / Carlsbad HS
38	Payne, Mitch	K	6-2	213	Sr.	North Ogden, UT / Weber HS
39	Brown, Algernon	RB	6-0	234	Fr.	Magna, UT / Skyline HS
41	Putnam, Matt	DL	6-6	271	Jr.	Brigham City, UT / Box Elder HS
42	Van Valkenburg, A.J.	LB	6-0	209	Sr.	South Jordan, UT / Snow JC
43	Fowler, Landon	DB	5-10	178	So.	Kaysville, UT / Davis HS
43	Atkinson, Jordan	LB	6-3	230	Sr.	Martinez, CA / Diablo Valley JC
44	Ogletree, Brandon	LB	5-11	225	So.	McKinney, TX / McKinney HS
45	Van Noy, Kyle	LB	6-3	219	Fr.	Reno, NV / McQueen HS
46	Kaveinga, Uona	LB	5-11	255	Jr.	Hawthorne, CA / USC
47	Stout, Zac	LB	6-1	229	Fr.	Moorpark, CA / Oaks Christian HS
48	Frazier, Jameson	LB	6-2	225	Jr.	Draper, UT / Alta HS
49	Wagner, Jadon	LB	6-4	246	Jr.	Lethbridge, Alberta / LCI
50	Keoshian, Collin	LB	6-1	245	Fr.	Santa Clarita, CA / Santa Clara Christian
50	Freeman, Ryan	OL	6-2	272	Jr.	Orem, UT / Orem HS
51	Tushaus, Blair	OL	6-2	275	Fr.	Scottsdale, AZ / Notre Dame Prep
51	Hunter, Shane	LB	5-10	232	Sr.	Idaho Falls, ID / Snow College
52	Steele, Tom	LB	6-0	201	Fr.	Orem, UT / Orem HS
54	Santos, Matt	LB	6-3	215	Fr.	Montgomery, NY / Pine Bush HS
55	Manumaleuna, Eathyn	DL	6-2	295	So.	Anchorage, AK / Timpview HS
56	Hess, Connell	LB	6-0	224	So.	Boise, ID / Capital HS
57	Tautu, Sae	LB	6-3	224	Fr.	Alpine, UT / Lone Peak HS
58	Welsh, Peter	LB	5-11	205	Fr.	Bakersfield, CA / Bakersfield HS
60	Brown, Terence	OL	6-4	330	Jr.	Summerville, SC / Summerville HS
62	Thorson, Marco	OL	6-3	327	Jr.	Ramona, CA / Ramona HS
63	Mulitalo, Manu	OL	6-2	330	Fr.	West Valley City, UT / Granger HS
65	Jones, Cole	OL	6-5	280	Fr.	Centerville, UT / Viewmont HS
66	Jensen, Matt	OL	6-6	231	Fr.	Canadensis, PA / Viewmont HS
67	Lawlor, Quinn	OL	6-4	262	Fr.	Orem, UT / Orem HS
68	Nielsen, Austin	OL	6-0	253	So.	Glendale, AZ / Sandra Day O'Conner HS
70	Reynolds, Matt	OL	6-6	322	Jr.	Provo, UT / Timpview HS
71	Kahaiaili, Walter	OL	6-3	334	So.	Lahaina, HI / Kamehameha-Maui HS
72	Alletto, Nick	OL	6-6	325	Sr.	Parker, CO / Ponderosa HS
73	Speredon, Jason	OL	6-5	308	Sr.	West Valley City, UT / Granger HS
74	Black, Jordan	OL	6-6	298	Fr.	Draper, UT / Alta HS
74	Ansah, Ezekiel	DL	6-6	254	So.	Accra, Ghana / Presbyterian Boys
75	Brown, Braden	OL	6-6	300	So.	Salt Lake City, UT / Highland HS
76	Marquardt, Josh	DL	6-1	248	So.	Vista, CA / Palomar CC
76	Hansen, Braden	OL	6-6	310	So.	Sandy, UT / Alta HS
77	Eskelsen, Garrett	DE	6-2	233	So.	Ballwin, MO / Parkway West HS
78	Reynolds, Houston	OL	6-2	308	Fr.	Provo, UT / Timpview HS
79	Bryson, Thomas	DL	6-5	235	Fr.	Layton, UT / Layton HS
80	Mathews, Marcus	TE	6-5	200	Fr.	Beaverton, OR / Southridge HS
82	Muehlmann, Mike	TE	6-4	240	Fr.	American Fork, UT / American Fork HS
83	Hafoka, Spencer	WR	6-0	200	Jr.	Kahuku, HI / Kahuku HS
84	Mahina, Devin	TE	6-6	236	Fr.	Upland, CA / Upland HS
85	Sampson, Bryan	TE	6-3	221	Fr.	Pleasant Grove, UT / Pleasant Grove HS
85	Cutler, Dallin	WR	5-9	175	Fr.	Draper, UT / Alta HS
86	Peterson, BJ	WR	6-3	210	Sr.	Salt Lake City, UT / Brighton HS
87	Brown, Rhen	WR	5-10	180	So.	Summerville, SC / Lone Peak HS
88	Holt, Austin	TE	6-4	245	Fr.	South Jordan, UT / Bingham HS
89	Edwards, Matthew	TE	6-3	225	Jr.	Salt Lake City, UT / Woods Cross HS
90	Peterson, Matt	DL	6-5	260	Fr.	Bluffdale, UT / Riverton HS
91	Fabuluje, Tayo	DL	6-7	317	Fr.	Euless, TX / The Oakridge School
92	Rowley, Graham	DL	6-4	261	Fr.	Waiialua, HI / Waiialua HS
93	Veaa, Simote	DL	5-11	243	Jr.	Hau'ula, HI / BYU-Hawaii
94	Richardson, Jordan	DL	6-3	271	So.	Idaho Falls, ID / Bonneville HS
95	Kaluhiokalani, Kalama	DL	5-10	266	So.	Kaneohe, HI / Kamehameha HS
96	Hornung, Reed	DS	6-2	250	So.	Anoka, MN / Snow College
97	Tuiloma, Travis	DL	6-2	316	Fr.	Topeka, KS / Washburn Rural HS
98	Fuga, Romney	DL	6-2	307	Jr.	Huntington Beach, CA / Edison HS
99	Stephenson, Riley	K/P	6-0	203	So.	St. George, UT / Pine View HS

PRONUNCIATION GUIDE

Name	Pronunciation
Ross Apo	App-oh
Algernon Brown	al-JUR-non
J.J. Di Luigi	dee-loo-EE-jee
DeQuan Everett	De-Kwan
Tayo Fabuluje	Tay-oh Fab-ah-loo-jay
J.D. Falslev	Falls-lehv
Alani Fua	Ah-lah-nee Foo-ah
Romney Fuga	foo-gah
Jay Galea'i	Dray Nah-lee-eye
Spencer Hafoka	hah-foe-kah
Mike Hague	hay-gh
Landon Jaussi	yow-see
Walter Kahaiaili	Kah-high-ah-lee-ee
Kalama Kaluhiokalani	Kah-lah-mah Kah-loo-he-oh-kah-lah-nee
Bryan Kariya	Kah-ree-yah
Uona Kaveinga	Whoa-na Kah-vayn-ga
Collin Keoshian	Key-OH-she-un
Aveni Leung-Wai	a-ven-ee Lang-why
Devin Mahina	Mah-HEE-nah
Eathyn Manumaleuna	E-thyn Mah-noo-mah-lay-oo-nah
Manu Mulitalo	Mah-noo Moo-lee-tah-low
Joshua Quezada	KAY-zah-dah
Vic So'oto	soh-OH-toe
Jason Speredon	Spear-eh-done
Sai Tautu	Sigh Taw-too
Travis Tuiloma	Too-EE-low-mah
Blair Tushaus	Tuss-house
Travis Uale	oo-ah-leh
Simote Veaa	See-mo-tay Vay-ah



2010 COUGAR FOOTBALL

DEPTH CHART

OFFENSE

POS	NO.	NAME	HT.	WT.	YR.	HOMETOWN/LAST SCHOOL
WR	2	Cody Hoffman	6-4	205	Fr.	Crescent City, CA / Del Norte HS
	83	Spencer Hafoka	6-0	200	Jr.	Kahuku, HI / Kahuku HS
WR	6	McKay Jacobson	5-11	190	Jr.	Southlake, TX / Southlake Carroll HS
	29	Luke Ashworth	6-2	201	Sr.	Provo, UT / Timpview HS
TE	84	Devin Mahina	6-6	236	Fr.	Upland, CA / Upland HS
	-or- 82	Mike Muehlmann	6-4	240	Fr.	American Fork, UT / American Fork HS
LT	70	Matt Reynolds	6-6	322	Jr.	Provo, UT / Timpview HS
	71	Walter Kahaialii	6-3	334	So.	Lahaina, HI / Kamehameha-Maui HS
LG	76	Braden Hansen	6-6	310	So.	Sandy, UT / Alta HS
	72	Nick Alletto	6-6	325	Sr.	Parker, CO / Ponderosa HS
C	60	Terence Brown	6-4	330	Jr.	Summerville, SC / Summerville HS
	78	Houston Reynolds	6-2	308	Fr.	Provo, UT / Timpview HS
RG	73	Jason Speredon	6-5	308	Sr.	West Valley City, UT / Granger HS
	72	Nick Alletto	6-6	325	Sr.	Parker, CO / Ponderosa HS
RT	75	Braden Brown	6-6	300	So.	Salt Lake City, UT / Highland HS
	71	Walter Kahaialii	6-3	334	So.	Lahaina, HI / Kamehameha-Maui HS
QB	9	Jake Heaps	6-1	194	Fr.	Issaquah, WA / Skyline HS
	3	James Lark	6-2	202	So.	St. George, UT / Pine View HS
RB	33	Bryan Kariya	6-0	218	Jr.	Kaysville, UT / Davis HS
	35	Zed Mendenhall	5-11	239	So.	Alpine, UT / Lone Peak HS
TB	10	JJ Di Luigi	5-9	190	Jr.	Canyon Country, CA / Canyon HS
	20	Joshua Quezada	5-11	211	Fr.	La Habra, CA / La Habra HS

DEFENSE

POS	NO.	NAME	HT.	WT.	YR.	HOMETOWN/LAST SCHOOL
LE	41	Matt Putnam	6-6	271	Jr.	Brigham City, UT / Box Elder HS
	55	Eathyn Manumaleuna	6-2	295	So.	Anchorage, AK / Timpview HS
-or- 92	Graham Rowley	6-4	261	Fr.	Waiialua, HI / Waiialua HS	
NT	55	Eathyn Manumaleuna	6-2	295	So.	Anchorage, AK / Timpview HS
	-or- 94	Jordan Richardson	6-3	271	So.	Idaho Falls, ID / Bonneville HS
RE	37	Vic So'oto	6-3	261	Sr.	Carlsbad, CA / Carlsbad HS
	79	Thomas Bryson	6-5	235	Fr.	Layton, UT / Layton HS
SLB	48	Jameson Frazier	6-2	225	Jr.	Draper, UT / Alta HS
	30	Zeke Mendenhall	5-11	212	Jr.	Alpine, UT / Lone Peak HS
MLB	51	Shane Hunter	5-10	232	Sr.	Idaho Falls, ID / Snow College
	47	Zac Stout	6-1	229	Fr.	Westlake Village, CA / Oaks Christian
BLB	44	Brandon Ogletree	5-11	225	So.	McKinney, TX / McKinney HS
	34	Austen Jorgensen	6-2	235	So.	Mt. Pleasant, UT / North Sanpete HS
WLB	49	Jadon Wagner	6-4	246	Jr.	Lethbridge, Alberta / LCI
	-or- 45	Kyle Van Noy	6-3	219	Fr.	Reno, NV / McQueen HS
FC	7	Brian Logan	5-6	185	Sr.	Fremont, CA / Foothill College
	26	Robbie Buckner	5-10	176	So.	Ashdown, AR / Ashdown HS
BC	5	Brandon Bradley	6-0	193	Sr.	Tallahassee, FL / Lincoln HS
	25	Corby Eason	5-8	172	Jr.	Columbus, GA / Erie CC
KAT	22	Andrew Rich	6-3	217	Sr.	Ogden, UT / Snow JC
	18	Jray Galea'i	6-0	179	Fr.	Laie, HI / Kahuku HS
FS	23	Travis Uale	6-2	197	Jr.	Hawaii Kai, HI / Kamehameha HS
	24	Steven Thomas	5-11	172	Jr.	Chino Hills, CA / Chino Hills HS

SPECIAL TEAMS

POS	NO.	NAME	HT.	WT.	YR.	HOMETOWN/LAST SCHOOL
K	38	Mitch Payne	6-2	213	Sr.	North Ogden, UT / Weber HS
	99	Riley Stephenson	6-0	203	So.	St. George, UT / Pine View HS
P	99	Riley Stephenson	6-0	203	So.	St. George, UT / Pine View HS
DS	96	Reed Hornung	6-2	250	So.	Anoka, MN / Snow College
H	19	Matt Marshall	5-10	172	Jr.	Salt Lake City, UT / Skyline HS
KR	10	JJ Di Luigi	5-9	190	Jr.	Canyon Country, CA / Canyon HS
	2	Cody Hoffman	6-4	205	Fr.	Crescent City, CA / Del Norte HS
PR	6	McKay Jacobson	5-11	190	Jr.	Southlake, TX / Southlake Carroll HS
	16	JD Falslev	5-8	175	Fr.	Logan, UT / Sky View HS



2010 COUGAR FOOTBALL

OFFENSIVE SEASON/CAREER HIGHS

INDIVIDUAL 2010 SEASON AND CAREER HIGHS

RUSHING NO.	NAME	CARRIES	YARDS	TOUCHDOWNS	LONG
10	JJ Di Luigi Career:	22 (San Diego State) same	134 (San Diego State) same	1 (4 times) 2 (Tulane 2009)	46 (San Diego State) same
33	Bryan Kariya Career:	22 (San Diego State) same	88 (Wyoming) same	2 (San Diego State) same	15 (Wyoming) 16 (Arizona 2008)
20	Joshua Quezada Career:	14 (Wyoming) same	59 (Wyoming) same		17 (San Diego State) same
9	Jake Heaps Career:	6 (San Diego State) same	6 (Washington) same		13 (Utah State) same
13	Riley Nelson Career:	20 (Air Force) same	95 (Air Force) same	1 (Air Force) 1 (4 times)	24 (Air Force) same
32	Mike Hague Career:	1 (TCU) 9 (UNLV 2006)	3 (TCU) 123 (UNLV 2006)	1 (UNLV 2006)	3 (TCU) 87 (UNLV 2006)
4	O'Neill Chambers Career:	1 (Washington) same	8 (Washington) 63 (Tulane 2009)		8 (Washington)

RECEIVING NO.	NAME	RECEPTIONS	YARDS	TOUCHDOWNS	LONG
2	Cody Hoffman Career:	6 (Utah State) same	74 (Nevada) same	1 (Florida State) same	27 (Air Force) same
4	O'Neill Chambers Career:	3 (Washington) 5 (Florida State 2009)	27 (Florida State) 70 (Colorado State 2009)	1 (two times)	15 (Florida State) 37 (Colorado State 2009)
6	McKay Jacobson Career:	8 (Utah State) same	85 (Utah State) 111 (Florida State 2009)	2 (UNLV 2006)	21 (Utah State) 80 (Florida State 2009)
10	JJ Di Luigi Career:	8 (Nevada) same	83 (Washington) 94 (Wyoming 2009)	1 (Washington) 2 (Wyoming 2009)	48 (Washington) same
18	Richard Wilson Career:	3 (Washington) same	45 (Washington) same		25 (Washington) same
20	Joshua Quezada Career:	2 (Nevada) same	12 (Nevada) same	1 (Washington) same	9 (Washington, Nevada) same
29	Luke Ashworth Career:	6 (Washington, Wyoming) same	57 (Wyoming) 91 (Utah State 2009)	1 (Wyoming) 1 (4 times)	22 (Wyoming) 48 (Utah State 2009)
32	Mike Hague Career:	2 (TCU) same	14 (TCU) same		13 (Florida State) same
33	Bryan Kariya Career:	4 (TCU) 4 (Oklahoma 2009)	31 (TCU) 76 (Oklahoma 2009)	1 (Tulane/SDSU 2009)	13 (SDSU, TCU) 49 (Oklahoma 2009)
35	Zed Mendenhall Career:	1 (Utah State) same	2 (Utah State) same		2 (Utah State) same
80	Marcus Mathews Career:	3 (San Diego State) same	43 (San Diego State) same		32 (Utah State) same
82	Mike Muehlmann Career:	1 (4 times) same	16 (San Diego State) same		16 (San Diego State) same
83	Spencer Hafoka Career:	1 (Utah State) 3 (TCU/AFA 2009)	8 (Utah State) 31 (TCU 2009)		8 (Utah State) 24 (Colorado State 2009)
86	BJ Peterson Career:	1 (Nevada) same	5 (Nevada) same		5 (Nevada) same
88	Austin Holt Career:	1 (Utah State) same	2 (Utah State) same		2 (Utah State) same

PASSING NO.	NAME	ATTEMPTS	COMPLETIONS	YARDS	TOUCHDOWNS	LONG
9	Jake Heaps Career:	55 (Utah State) same	27 (Utah State) same	270 (Utah State) same	1 (FSU, Wyo) same	32 (Utah State) same
13	Riley Nelson Career:	19 (Air Force) same	11 (Washington) same	131 (Washington) same	2 (Washington) same	48 (Washington) same



2010 COUGAR FOOTBALL

DEFENSIVE & SPECIAL TEAMS SEASON/CAREER HIGHS

INDIVIDUAL 2010 SEASON AND CAREER HIGHS

NO.	NAME	UT	AT	TT	TFL	INT	SACKS
1	Jordan Pendleton Career:	9 (Florida State) same	6 (Washington) same	12 (Florida State) same	1.5 (Wash. FSU) 2 (New Mexico 2009)	1 (twice 08, 09)	1.5 (Florida State) 2 (UNM 2009)
5	Brandon Bradley Career:	4 (SDSU, TCU) 9 (Florida State 2009)	3 (Washington) 3 (TCU 2009)	6 (Washington) 10 (Florida State 2009)	1.0 (SDSU, TCU) same		
7	Brian Logan Career:	8 (San Diego State) 8 (Florida State 2009)	3 (Air Force) 5 (Colorado St. 2009)	8 (San Diego State) 11 (Florida State 2009)	1.0 (Wyoming) 2 (New Mexico 2009)	1 (Tul/CSU/Wyo)	
18	Jray Galea'i Career:	2 (Utah State) same		2 (Utah State) same			
22	Andrew Rich Career:	10 (TCU) same	5 (Air Force, Nevada) 8 (TCU 2009)	14 (Air Force, Nevada) same	2.0 (Air Force) same	2 (Air Force 2009)	1 (UNM 2009)
23	Travis Uale Career:	5 (Utah State) same	5 (Utah State) same	10 (Utah State) same			
24	Steven Thomas Career:	2 (Florida State) same	1 (Florida State) same	3 (Florida State) same	0.5 (Florida State) same		
25	Corby Eason Career:	4 (Nevada) same	1 (Wyoming 2009)	4 (Nevada) same	1.0 (USU, TCU) same		1.0 (TCU) same
30	Zeke Mendenhall Career:	2 (TCU) same	1 (Nevada, USU) same	2 (Nevada, TCU) same			
31	Aveni Leung-Wai Career:	2 (Florida State) same	2 (Florida State) same	4 (Florida State) same	1.0 (Florida State) same		
34	Austen Jorgensen Career:	7 (Florida State) same	6 (Air Force) same	7 (Air Force, FSU, Nevada) same			
37	Vic So'oto Career:	4 (TCU) same	8 (Air Force) same	11 (Air Force) same	3.0 (Wyoming) same	1 (Nevada) same	1 (3 times) 1 (4 times)
41	Matt Putnam Career:	4 (TCU) 4 (Utah State 2008)	5 (Utah State) same	6 (Utah State) same	1.0 (Wyoming) 1.0 (4 times)	1 (UCLA 2008)	1 (three times)
44	Brandon Ogletree Career:	5 (Wyoming) same	4 (Utah State) same	8 (Utah State) same	3.0 (Wyoming) same	1 (San Diego State) same	
45	Kyle Van Noy Career:	5 (San Diego State) same	3 (Utah State) same	7 (Utah State) same	1.0 (4 times) same		1 (San Diego St.) same
47	Zac Stout Career:	3 (Nevada) same	3 (Nevada) same	6 (Nevada) same	1.0 (Air Force) same		
48	Jameson Frazier Career:	4 (Air Force) same	2 (Washington, AFA) same	6 (Air Force) same	0.5 (Washington) same		
49	Jadon Wagner Career:	6 (Utah State) same	4 (Utah State) same	10 (Utah State) same	2.0 (Utah State) same		1.0 (Wyoming) same
51	Shane Hunter Career:	5 (Washington, AFA) same	10 (Utah State) same	13 (Utah State) same	1.5 (TCU) same	1 (Air Force) same	
55	Eathyn Manumaleuna Career:	2 (Wyoming) 3 (UCLA, UNLV 2007)	6 (Nevada) same	6 (Nevada) same	1.5 (Florida State) same		1.5 (Florida State) same
74	Ezekiel Ansah Career:	1 (Wyoming) same		1 (Wyoming) same			
79	Thomas Bryson Career:	1 (Air Force, USU) same		1 (Air Force, USU) same			
94	Jordan Richardson Career:	6 (Air Force) same	3 (Air Force, Nevada) same	9 (Air Force) same			
98	Romney Fuga Career:	2 (Florida State, Nev.) 4 (San Diego St. 2009)	4 (Washington) 6 (Colorado St. 2009)	5 (Washington) 9 (Colorado St. 2009)	0.5 (Washington) 2 (Colorado St. 2009)		0.5 (Washington) 1 (CSU 09)

KICK RETURNS

NO.	NAME	LONG
2	Cody Hoffman Career:	34 (Wyoming) same
4	O'Neill Chambers Career:	33 (San Diego State) 97 (UNLV 2009)
6	McKay Jacobson Career:	39 (Nevada) same
10	JJ Di Luigi Career:	35 (Air Force) 38 (Utah State 2009)
16	JD Falslev Career:	34 (Utah State) same

PUNT RETURNS

NO.	NAME	LONG
4	O'Neill Chambers Career:	20 (Washington) 43 (Utah 2009)
6	McKay Jacobson Career:	13 (San Diego State) 77 (Wyoming 2006)
16	JD Falslev Career:	23 (TCU) same

FIELD GOALS

NO.	NAME	LONG		
38	Mitch Payne Career:	42 (Wyoming) 49 (Air Force 2009)		
PUNTS				
NO.	NAME	#	YARDS	LONG
99	Riley Stephenson Career:	7 (TCU) 9 (Utah09)	336 (TCU) 377 (Utah09)	59 (TCU) 60 (OSU)



2010 COUGAR FOOTBALL

STARTERS/TEAM STATS

GAME-BY-GAME STARTERS

OFFENSIVE STARTERS

GAME	QB	WR	WR/TE	RB	RB/WR	TE/WR	LT	LG	C	RG	RT
Washington	Nelson	Chambers	Jacobson	Di Luigi	Zed Mendenhall	Muehlmann	Reynolds	B. Hansen	T. Brown	Speredon	B. Brown
Air Force	Nelson	Hoffman	Jacobson	Di Luigi	Kariya	Muehlmann	Reynolds	B. Hansen	T. Brown	Speredon	B. Brown
Florida State	Nelson	Chambers	Jacobson	Di Luigi	Hoffman	Ashworth	Reynolds	B. Hansen	T. Brown	Speredon	B. Brown
Nevada	Heaps	Hoffman	Jacobson	Di Luigi	Kariya	Holt	Reynolds	B. Hansen	T. Brown	Speredon	B. Brown
Utah State	Heaps	Hoffman	Jacobson	Di Luigi	Kariya	Mahina	Reynolds	B. Hansen	T. Brown	Speredon	B. Brown
San Diego State	Heaps	Chambers	Jacobson	Di Luigi	Zed Mendenhall	Mahina	Reynolds	B. Hansen	T. Brown	Speredon	B. Brown
TCU	Heaps	Chambers	Muehlmann	Di Luigi	Kariya	Mahina	Reynolds	B. Hansen	T. Brown	Speredon	B. Brown
Wyoming	Heaps	Hoffman	Jacobson	Kariya	Zed Mendenhall	Mahina	Reynolds	B. Hansen	T. Brown	Speredon	B. Brown

DEFENSIVE STARTERS

GAME	LE	NG	RE	SLB	MLB	BLB	WLB	FC	FS	KAT	BC
Washington	Manumaleuna	Fuga	So'oto	Pendleton	Hunter	Leung-Wai	Frazier	Logan	Thomas	Rich	Bradley
Air Force	Manumaleuna	Fuga	So'oto	Pendleton	Hunter	Ogletree	Frazier	Logan	Thomas	Rich	Bradley
Florida State	Manumaleuna	Fuga	So'oto	Pendleton	Hunter	Leung-Wai	Frazier	Logan	Thomas	Rich	Bradley
Nevada	Manumaleuna	Fuga	So'oto	Pendleton	Hunter	Jorgensen	Frazier	Eason	Rich	Zek. Mendenhall	Bradley
Utah State	Putnam	Manumaleuna	So'oto	Pendleton	Hunter	Jorgensen	Wagner	Logan	Uale	Rich	Bradley
San Diego State	Putnam	Richardson	So'oto	Van Noy	Hunter	Ogletree	Wagner	Logan	Uale	Rich	Bradley
TCU	Putnam	Richardson	So'oto	Van Noy	Hunter	Ogletree	Wagner	Logan	Uale	Rich	Bradley
Wyoming	Putnam	Richardson	So'oto	Frazier	Hunter	Ogletree	Wagner	Logan	Uale	Rich	Bradley

CAREER GAMES STARTED

OFFENSE		FIRST-YEAR STARTERS (9)		DEFENSE		FIRST-YEAR STARTERS (13)	
Matt Reynolds (Jr., OL)	34	Jason Speredon (Sr., OL)	8	Brandon Bradley (Sr., DB)	24	Shane Hunter (Sr., LB)	8
McKay Jacobson (Jr., WR)	22	JJ Di Luigi (Jr., RB)	7	Andrew Rich (Sr., DB)	24	Jameson Frazier (Jr., LB)	5
Terence Brown (Jr., OL)	21	Jake Heaps (Fr., QB)	5	Brian Logan (Sr., DB)	19	Brandon Ogletree (So., LB)	4
Braden Hansen (So., OL)	21	Cody Hoffman (Fr., WR)	5	Eathyn Manumaleuna (So., DL)	18	Matt Putnam (Jr., DL)	4
O'Neill Chambers (Jr., WR)	14	Devin Mahina (Fr., TE)	4	Jordan Pendleton (Jr., LB)	15	Travis Uale (Jr., DB)	4
Braden Brown (So., OL)	10	Zed Mendenhall (So., RB)	3	Vic So'oto (Sr., DL)	15	Jadon Wagner (Jr., LB)	4
Luke Ashworth (Sr., WR)	8	Mike Muehlmann (Fr., TE)	3	Romney Fuga (Jr., DL)	7	Jordan Richardson (So., DL)	3
Bryan Kariya (Jr., RB)	7	Riley Nelson (Jr., QB)	3			Steven Thomas (Jr., DB)	3
Spencer Hafoka (Jr., WR)	5	Austin Holt (Fr., TE)	1			Aveni Leung-Wai (Jr., LB)	2
						Austen Jorgensen (So., LB)	2
						Kyle Van Noy (Fr., LB)	2
						Corby Eason (Jr., DB)	1
						Zeke Mendenhall (Sr., LB)	1

BYU TEAM STATISTICS

DATE	OPPONENT	SCORE	RECORD	CONF. RECORD	TIME	ATTENDANCE
Sept. 4, 2010	Washington	23-17	1-0	0-0	3:24	63,771
Sept. 11, 2010	at Air Force	35-14	1-1	0-1	3:02	46,692
Sept. 18, 2010	at Florida State	34-10	1-2	0-1	3:13	68,795
Sept. 25, 2010	Nevada	27-13	1-3	0-1	3:09	61,471
Oct. 1, 2010	at Utah State	31-16	1-4	0-1	3:22	24,152
Oct. 9, 2010	San Diego State	24-21	2-4	1-1	3:04	62,176
Oct. 16, 2010	at TCU	31-3	2-5	1-2	2:53	40,416
Oct. 23, 2010	Wyoming	25-20	3-5	2-2	2:56	60,505



2010 COUGAR FOOTBALL

GAME-BY-GAME

GAME 1 - SEPTEMBER 4, 2010 BYU VS. WASHINGTON

LAVELL EDWARDS STADIUM - PROVO, UTAH

Score by Quarters 1 2 3 4 Score

Washington..... 7 10 0 0 - 17 Record: (1-0)

BYU..... 5 8 10 0 - 23 Record: (0-1)

Scoring Summary:

1st 10:02 WASH - Kearse, J. 19 yd pass from Locker, Jake (Folk, Erik kick), 7-73 3:03, WASH 7 - BY 0

04:30 BY - TEAM safety, WASH 7 - BY 2

00:31 BY - PAYNE, Mitch 22 yd field goal, 9-66 3:53, WASH 7 - BY 5

2nd 12:08 BY - QUEZADA, Joshua 9 yd pass from NELSON, Riley (NELSON, Riley rush), 8-47 2:36, WASH 7 - BY 13

08:43 WASH - Locker, Jake 9 yd run (Folk, Erik kick), 9-80 3:25, WASH 14 - BY 13

00:00 WASH - Folk, Erik 54 yd field goal, 11-63 1:55, WASH 17 - BY 13

3rd 06:59 BY - PAYNE, Mitch 29 yd field goal, 11-58 5:33, WASH 17 - BY 16

04:23 BY - DI LUIGI, JJ 48 yd pass from NELSON, Riley (PAYNE, Mitch kick), 3-48 0:56, WASH 17 - BY 23

	WASH	BYU
FIRST DOWNS.....	20	23
RUSHES-YARDS (NET).....	31-128	33-146
PASSING YDS (NET).....	266	262
Passes Att-Comp-Int.....	39-20-0	40-24-0
TOTAL OFFENSE PLAYS-YARDS.....	70-394	73-408
Fumble Returns-Yards.....	0-0	0-0
Punt Returns-Yards.....	0-0	2-26
Kickoff Returns-Yards.....	3-20	4-72
Interception Returns-Yards.....	0-0	0-0
Punts (Number-Avg).....	6-45.2	6-37.2
Fumbles-Lost.....	2-0	2-0
Penalties-Yards.....	5-66	6-60
Possession Time.....	27:48	32:12
Third-Down Conversions.....	5 of 15	5 of 16
Fourth-Down Conversions.....	0 of 3	1 of 1
Red-Zone Scores-Chances.....	2-2	3-3
Sacks By: Number-Yards.....	0-0	1-4

RUSHING: Washington-Polk, Chris 16-92; Callier, Jesse 2-40; Locker, Jake 11-29; Fogerson, Johri 1-6; Mahan, Will 1-minus 39. BYU-DI LUIGI, JJ 13-69; NELSON, Riley 8-45; KARIYA, Bryan 8-20; CHAMBERS, O'Nei 1-8; HEAPS, Jake 1-6; TEAM 2-minus 2.

PASSING: Washington-Locker, Jake 20-37-0-266; Aguilar, Devin 0-1-0-0; TEAM 0-1-0-0. BYU HEAPS, Jake 13-23-0-131; NELSON, Riley 11-17-0-131.

RECEIVING: Washington-Kearse, J. 5-108; Aguilar, Devin 5-57; Bruns, Cody 3-25; Callier, Jesse 2-15; Polk, Jordan 1-25; Izbicki, Chris 1-15; Sylvester, A. 1-9; Polk, Chris 1-7; Goodwin, D. 1-5. BYU-ASHWORTH, Luke 6-24; DI LUIGI, JJ 4-83; WILSON, Richard 3-45; JACOBSON, McKay 3-33; CHAMBERS, O'Nei 3-21; MATHEWS, Marcus 1-17; MUEHLMANN, Mike 1-15; HOFFMAN, Cody 1-14; QUEZADA, Joshua 1-9; KARIYA, Bryan 1-1.

INTERCEPTIONS: Washington-None. BYU-None.

FUMBLES: Washington-Mahan, Will 1-0; Locker, Jake 1-0. BYU-CHAMBERS, O'Nei 1-0; DI LUIGI, JJ 1-0.

SACKS (UA-A): Washington-None. BYU-PENDLETON, Jord 0-1; FUGA, Romney 0-1.

TACKLES (UA-A): Washington-Foster, Mason 9-5; Aiyewa, Victor 8-2; Williams, Nate 5-7; Fellner, Nathan 7-2; Trufant, D. 4-1; Richardson, Q. 3-1; Elisara, Cam. 2-1; Crichton, Talia 1-3; Shamburger, W. 2-0; Dennison, Cort 0-3; Gilliland, G. 1-0; Tucker, Tim 1-0; Houston, Matt 1-0; Thompson, E. 0-1. BYU-RICH, Andrew 6-3; HUNTER, Shane 5-4; THOMAS, Steven 4-2; PENDLETON, Jord 2-6; OGLETREE, Brand 3-3; BRADLEY, Brando 3-3; FUGA, Romney 1-4; FRAZIER, Jameso 1-2; SO'OTO, Vic 1-2; LEUNG-WAI, Aven 1-1; JORGENSEN, Aust 1-1; LOGAN, Brian 1-0; GALEA'I, Jay 1-0; MANUMALEUNA, Ea 0-2; PUTNAM, Matt 0-1; HAGUE, Mike 0-1

GAME 2 - SEPTEMBER 11, 2010 BYU VS. AIR FORCE

FALCON STADIUM - USAFA, COLORADO

Score by Quarters 1 2 3 4 Score

BYU..... 14 0 0 0 - 14 Record: (1-1)

Air Force.....7 14 7 7 - 35 Record: (2-0)

Scoring Summary:

1st 09:43 BY - DI LUIGI, JJ 1 yd run (PAYNE, Mitch kick), 12-74 5:17, BY 7 - AF 0

08:34 AF - HUNTER, Mikel 37 yd pass from JEFFERSON, Tim (SODERBERG, Erik kick), 5-61 1:05, BY 7 - AF 7

02:29 BY - NELSON, Riley 4 yd run (PAYNE, Mitch kick), 5-49 2:43, BY 14 - AF 7

2nd 09:42 AF - JEFFERSON, Tim 5 yd run (SODERBERG, Erik kick), 17-80 7:47, BY 14 - AF 14

05:17 AF - HUNTER, Mikel 33 yd run (SODERBERG, Erik kick), 2-48 0:36, BY 14 - AF 21

3rd 02:24 AF - WARZEKA, Jon 46 yd run (SODERBERG, Erik kick), 9-76 3:51, BY 14 - AF 28

4th 12:34 AF - WALKER, Nathan 5 yd run (SODERBERG, Erik kick), 5-45 2:15, BY 14 - AF 35

	BYU	AF
FIRST DOWNS.....	15	22
RUSHES-YARDS (NET).....	34-221	65-409
PASSING YDS (NET).....	88	68
Passes Att-Comp-Int.....	25-10-1	13-5-1
TOTAL OFFENSE PLAYS-YARDS.....	59-309	78-477
Fumble Returns-Yards.....	0-0	0-0
Punt Returns-Yards.....	2-13	0-0
Kickoff Returns-Yards.....	4-81	1-12
Interception Returns-Yards.....	1-0	1-1
Punts (Number-Avg).....	6-29.3	4-41.5
Fumbles-Lost.....	4-2	1-0
Penalties-Yards.....	7-45	10-125
Possession Time.....	23:01	36:59
Third-Down Conversions.....	6 of 15	10 of 19
Fourth-Down Conversions.....	1 of 2	2 of 2
Red-Zone Scores-Chances.....	2-2	2-3
Sacks By: Number-Yards.....	1-5	0-0

RUSHING: BYU-DI LUIGI, JJ 7-103; NELSON, Riley 20-95; KARIYA, Bryan 7-23. Air Force-CLARK, Asher 18-121; TEW, Jared 17-77; WARZEKA, Jon 6-62; HUNTER, Mikel 2-53; JEFFERSON, Tim 9-38; WALKER, Nathan 7-28; HALDERMAN, Kyle 2-16; JONES, Darius 1-9; SOUTHWORTH, Rya 2-7; TEAM 1-minus 2.

PASSING: BYU-NELSON, Riley 8-19-0-73; HEAPS, Jake 2-6-1-15. Air Force-JEFFERSON, Tim 5-13-1-68.

RECEIVING: BYU-HOFFMAN, Cody 3-37; DI LUIGI, JJ 3-25; MUEHLMANN, Mike 1-13; ASHWORTH, Luke 1-8; QUEZADA, Joshua 1-4; KARIYA, Bryan 1-1. Air Force-CLARK, Asher 3-8; HUNTER, Mikel 1-37; HALDERMAN, Kyle 1-23.

INTERCEPTIONS: BYU-HUNTER, Shane 1-0. Air Force-REMBERT, Reggie 1-1.

FUMBLES: BYU-DI LUIGI, JJ 2-1; NELSON, Riley 2-1. Air Force-TEW, Jared 1-0.

SACKS (UA-A): BYU-SO'OTO, Vic 1-0. Air Force-None.

TACKLES (UA-A): BYU-RICH, Andrew 9-5; SO'OTO, Vic 3-8; HUNTER, Shane 5-5; RICHARDSON, Jor 6-3; JORGENSEN, Aust 1-6; FRAZIER, Jameso 4-2; LOGAN, Brian 2-3; PENDLETON, Jord 1-4; STOUT, Zac 2-1; UALE, Travis 2-1; BRADLEY, Brando 1-2; FUGA, Romney 1-2; OGLETREE, Brand 1-1; MANUMALEUNA, Ea 1-1; THOMAS, Steven 1-0; BRYSON, Thomas 1-0; HAGUE, Mike 1-0; PUTNAM, Matt 1-0; HOFFMAN, Cody 1-0. Air Force-WAIWAILOE, Jord 1-6; AMACK, Brady 4-2; RICKETTS, Rick 3-3; REMBERT, Reggie 3-2; HENNESSEY, Pat 3-2; DAVIS, Jon 2-3; MORRIS, Andre 3-1; LINDSAY, Brian 2-2; ADEJI-PAUL, PJ 2-1; WRIGHT, Anthony 2-1; PAYNE, Zach 1-2; CHAMBERS, James 1-0; REID, Colton 1-0; FREEMAN, Joshua 1-0; MCWILLIAMS, Har 1-0; GARDNER, Ryan 0-1; HALL, Josh 0-1; KONEMANN, Caleb 0-1.



2010 COUGAR FOOTBALL

GAME-BY-GAME

GAME 3 - SEPTEMBER 18, 2010 BYU VS. FLORIDA STATE

DOAK CAMPBELL STADIUM - TALLAHASSEE, FLORIDA

Score by Quarters 1 2 3 4 Score

BYU..... 0 10 0 0 - 10 Record: (1-2)
Florida State..... 3 10 14 7 - 34 Record: (2-1)

Scoring Summary:

1st 00:36 FS - Dustin Hopkins 26 yd field goal, 10-62 4:44, BY 0 - FS 3
2nd 09:56 FS - Dustin Hopkins 47 yd field goal, 4-9 1:24, BY 0 - FS 6
07:40 FS - Chris Thompson 83 yd run (Dustin Hopkins kick), 1-83 0:14, BY 0 - FS 13
04:26 BY - PAYNE, Mitch 28 yd field goal, 7-49 3:14, BY 3 - FS 13
00:14 BY - HOFFMAN, Cody 4 yd pass from HEAPS, Jake (PAYNE, Mitch kick), 11-71 1:56, BY 10 - FS 13
3rd 07:16 FS - Ty Jones 2 yd pass from Christian Ponder (Dustin Hopkins kick), 14-63 6:53, BY 10 - FS 20
00:55 FS - Christian Ponder 1 yd run (Dustin Hopkins kick), 4-86 1:37, BY 10 - FS 27
4th 01:35 FS - Ty Jones 9 yd run (Dustin Hopkins kick), 4-7 2:23, BY 10 - FS 34

	BYU	FSU
FIRST DOWNS.....	17	19
RUSHES-YARDS (NET).....	35-76	44-278
PASSING YDS (NET).....	115	149
Passes Att-Comp-Int.....	35-16-1	21-14-0
TOTAL OFFENSE PLAYS-YARDS...	70-191	65-427
Fumble Returns-Yards.....	0-0	0-0
Punt Returns-Yards.....	2-19	4-18
Kickoff Returns-Yards.....	1-24	2-18
Interception Returns-Yards....	0-0	1-2
Punts (Number-Avg).....	6-47.0	3-47.0
Fumbles-Lost.....	4-1	2-1
Penalties-Yards.....	5-45	8-65
Possession Time.....	25:54	34:06
Third-Down Conversions.....	4 of 15	6 of 13
Fourth-Down Conversions.....	1 of 3	1 of 1
Red-Zone Scores-Chances.....	2-2	5-6
Sacks By: Number-Yards.....	3-16	8-52

RUSHING: Brigham Young-DI LUIGI, JJ 18-93; KARIYA, Bryan 7-27; QUEZADA, Joshua 1-9; NELSON, Riley 3-8; HEAPS, Jake 6-minus 61. Florida State-Chris Thompson 9-123; Ty Jones 15-95; Christian Ponder 13-50; Jermaine Thomas 4-9; Lonnie Pryor 1-5; TEAM 2-minus 4.

PASSING: Brigham Young-HEAPS, Jake 15-31-0-114; NELSON, Riley 1-4-1-1. Florida State-Christian Ponder 14-21-0-149.

RECEIVING: Brigham Young-HOFFMAN, Cody 5-17; DI LUIGI, JJ 3-36; CHAMBERS, O'Neill 2-27; KARIYA, Bryan 2-10; ASHWORTH, Luke 2-6; HAGUE, Mike 1-13; JACOBSON, McKay 1-6. Florida State-Bert Reed 9-89; Rodney Smith 2-18; Willie Haulstead 1-34; Taiwan Easterling 1-6; Ty Jones 1-2.

INTERCEPTIONS: Brigham Young-None. Florida State-Xavier Rhodes 1-2.

FUMBLES: Brigham Young-HEAPS, Jake 3-0; NELSON, Riley 1-1. Florida State-Bert Reed 1-1; Christian Ponder 1-0.

SACKS (UA-A): Brigham Young-MANUMALEUNA, Eathyn 1-1; PENDLETON, Jordan 1-1. Florida State-Brandon Jenkins 2-0; Dan Hicks 1-0; Everett Dawkins 1-0; Markus White 1-0; Anthony McCloud 1-0; Xavier Rhodes 1-0; Bjoern Werner 1-0.

TACKLES (UA-A): Brigham Young-PENDLETON, Jordan 9-3; RICH, Andrew 6-4; JORGENSEN, Austen 7-0; HUNTER, Shane 4-0; FUGA, Romney 2-2; LEUNG-WAI, Aveni 2-2; LOGAN, Brian 2-2; FRAZIER, Jameson 3-0; THOMAS, Steven 2-1; FOOTE, David 2-0; BRADLEY, Brandon 2-0; EASON, Corby 2-0; MANUMALEUNA, Eathyn 1-1; MENDENHALL, Zeke 1-0 UALE, Travis 1-0; DI LUIGI, JJ 1-0; SO'OTO, Vic 0-1. Florida State-Kendall Smith 5-2; Greg Reid 4-2; Nigel Bradham 4-2; Markus White 4-0; Brandon Jenkins 3-1; Nick Moody 3-1; Terrance Parks 2-2; Xavier Rhodes 2-0; Bjoern Werner 2-0; Mike Harris 2-0; Everett Dawkins 2-0; Lamarcus Joyner 2-0; Mister Alexander 2-0; Jacobbi McDaniel 2-0; Anthony McCloud 2-0; Dan Hicks 1-0; Chris Revell 1-0; Jajuan Harley 1-0; Telvin Smith 1-0.

GAME 4 - SEPTEMBER 25, 2010 BYU VS. NEVADA

LAVELL EDWARDS STADIUM - PROVO, UTAH

Score by Quarters 1 2 3 4 Score

Nevada..... 14 10 0 3 - 27 Record: (4-0)
BYU..... 7 3 0 3 - 13 Record: (1-3)

Scoring Summary:

1st 10:16 NEV - Randall, C. 6 yd pass from Kaepernick, C. (Martinez, A. kick), 9-84 4:44, NEV 7 - BY 0
07:04 BY - DI LUIGI, JJ 2 yd run (PAYNE, Mitch kick), 5-36 1:31, NEV 7 - BY 7
01:39 NEV - TAU, Vai 1 yd run (Martinez, A. kick), 12-80 5:25, NEV 14 - BY 7
2nd 09:18 NEV - Kaepernick, C. 4 yd run (Martinez, A. kick), 9-57 4:48, NEV 21 - BY 7
01:20 BY - PAYNE, Mitch 27 yd field goal, 11-35 2:58, NEV 21 - BY 10
00:00 NEV - Drake, Ricky 38 yd field goal, 9-55 1:14, NEV 24 - BY 10
4th 11:27 NEV - Martinez, A. 29 yd field goal, 21-75 8:53, NEV 27 - BY 10
07:46 BY - PAYNE, Mitch 29 yd field goal, 9-65 3:36, NEV 27 - BY 13

	NEV	BYU
FIRST DOWNS.....	23	21
RUSHES-YARDS (NET).....	53-239	25-91
PASSING YDS (NET).....	196	229
Passes Att-Comp-Int.....	26-16-1	45-24-0
TOTAL OFFENSE PLAYS-YARDS.....	79-435	70-320
Fumble Returns-Yards.....	0-0	0-0
Punt Returns-Yards.....	1-0	1-8
Kickoff Returns-Yards.....	2-32	3-103
Interception Returns-Yards....	0-0	1-14
Punts (Number-Avg).....	2-56.0	3-31.3
Fumbles-Lost.....	3-1	0-0
Penalties-Yards.....	6-65	1-5
Possession Time.....	36:17	23:43
Third-Down Conversions.....	9 of 17	5 of 15
Fourth-Down Conversions.....	3 of 4	1 of 4
Red-Zone Scores-Chances.....	4-4	3-5
Sacks By: Number-Yards.....	1-10	0-0

RUSHING: Nevada-Taua, Vai 29-133; Kaepernick, C. 17-82; Randall, C. 4-10; Shepherd, M. 1-7; Mark, Lampford 1-4; Green, Virgil 1-3. BYU-DI LUIGI, JJ 15-67; QUEZADA, Joshua 3-15; KARIYA, Bryan 4-11; HEAPS, Jake 3-minus 2.

PASSING: Nevada-Kaepernick, C. 16-25-1-196; TEAM 0-1-0-0. BYU-HEAPS, Jake 24-45-0-229.

RECEIVING: Nevada-Session, Tray 3-38; Matthews, R. 3-35; Wimberly, B. 2-59; Shepherd, M. 2-26; Randall, C. 2-12; Green, Virgil 1-11; Sudfeld, Zach 1-8; Wellington, C. 1-6; Taua, Vai 1-1. BYU-DI LUIGI, JJ 8-56; HOFFMAN, Cody 4-74; JACOBSON, McKay 4-44; ASHWORTH, Luke 2-15; QUEZADA, Joshua 2-12; KARIYA, Bryan 2-5; MATHEWS, Marcus 1-18; PETERSON, BJ 1-5.

INTERCEPTIONS: Nevada-None. BYU-SO'OTO, Vic 1-14.

FUMBLES: Nevada-Kaepernick, C. 2-0; Taua, Vai 1-1. BYU-None.

SACKS (UA-A): Nevada-Roy, Brett 1-0. BYU-None.

TACKLES (UA-A): Nevada-Johnson, J.M. 7-3; Johnson, Marlon 6-3; Grimes, Kevin 5-1; Moch, Dontay 5-0; Frey, Isaiah 3-0; Marshall, B. 3-0; Miller, Doyle 3-0; Burnett, Kaelin 1-2; Madonick, Zack 2-0; Roy, Brett 2-0; Coulson, Ryan 1-1; Jefferson, S. 1-0; Drake, Ricky 1-0; Williams, Duke 1-0; Brown, Thaddeus 1-0; Faddis, Dean 1-0; Matthews, R. 1-0; Boughton, D. 1-0. BYU-RICH, Andrew 9-5; HUNTER, Shane 3-4; JORGENSEN, Austen 2-5; LOGAN, Brian 6-0; STOUT, Zac 3-3; PENDLETON, Jordan 3-3; MANUMALEUNA, Eathyn 0-6; UALE, Travis 2-3; EASON, Corby 4-0; BRADLEY, Brandon 3-1; SO'OTO, Vic 2-2; FUGA, Romney 2-1; FRAZIER, Jameson 1-2; RICHARDSON, Jordan 0-3; MENDENHALL, Zeke 1-1; PUTNAM, Matt 0-2; GALEA, Jray 1-0; STEELE, Tom 1-0; MARSHALL, Matt 0-1; LEUNG-WAI, Aveni 0-1; MEES, Carter 0-1.



2010 COUGAR FOOTBALL

GAME-BY-GAME

GAME 5 - OCTOBER 1, 2010 BYU VS. UTAH STATE

ROMNEY STADIUM - LOGAN, UTAH

Score by Quarters 1 2 3 4 Score

BYU..... 0 3 7 6 - 16 Record: (1-4)
Utah State..... 10 14 7 0 - 31 Record: (2-3)

Scoring Summary:

1st 06:57 USU - Martin, Xavier 79 yd pass from Borel, Diondre (Loveless, B. kick), 2-81 0:45, BY 0 - USU 7

00:27 USU - Loveless, B. 34 yd field goal, 10-36 4:09, BY 0 - USU 10

2nd 06:54 USU - Borel, Diondre 1 yd run (Loveless, B. kick), 12-62 4:35, BY 0 - USU 17

03:28 BY - PAYNE, Mitch 23 yd field goal, 9-48 3:18, BY 3 - USU 17

00:49 USU - Speight, D. 1 yd run (Loveless, B. kick), 7-33 2:28, BY 3 - USU 24

3rd 06:32 USU - Speight, D. 1 yd run (Loveless, B. kick), 12-69 4:38, BY 3 - USU 31

03:44 BY - KARIYA, Bryan 1 yd run (PAYNE, Mitch kick), 8-75 2:41, BY 10 - USU 31

4th 00:31 BY - DI LUIGI, JJ 3 yd run (PAYNE, Mitch kick blockd), 8-66 1:39, BY 16 - USU 31

	BYU	USU
FIRST DOWNS.....	22	19
RUSHES-YARDS (NET).....	25-65	59-242
PASSING YDS (NET).....	270	192
Passes Att-Comp-Int.....	55-27-2	13-10-0
TOTAL OFFENSE PLAYS-YARDS.....	80-335	72-434
Fumble Returns-Yards.....	0-0	0-0
Punt Returns-Yards.....	1-4	2-1
Kickoff Returns-Yards.....	6-121	2-87
Interception Returns-Yards....	0-0	2-8
Punts (Number-Avg).....	4-47.8	4-35.0
Fumbles-Lost.....	0-0	1-1
Penalties-Yards.....	6-45	12-105
Possession Time.....	26:35	33:25
Third-Down Conversions.....	8 of 18	11 of 18
Fourth-Down Conversions.....	0 of 2	0 of 0
Red-Zone Scores-Chances.....	3-3	4-4
Sacks By: Number-Yards.....	0-0	2-15

RUSHING: BYU-DI LUIGI, JJ 12-42; QUEZADA, Joshua 6-20; KARIYA, Bryan 4-5; HEAPS, Jake 3-minus 2. Utah State-Speight, D. 23-91; Borel, Diondre 10-68; Williams, K. 15-51; DeMartino, Joey 5-16; Watkins, Dontel 1-9; Reynolds, T. 1-6; Marshall, R. 1-2; Moats, Eric 1-1; TEAM 2-minus 2.

PASSING: BYU-HEAPS, Jake 27-55-2-270. Utah State-Borel, Diondre 10-13-0-192.

RECEIVING: BYU-JACOBSON, McKay 8-85; HOFFMAN, Cody 6-46; DI LUIGI, JJ 5-62; KARIYA, Bryan 2-8; MATHEWS, Marcus 1-32; MAHINA, Devin 1-21; HAFOKA, Spencer 1-8; QUEZADA, Joshua 1-4; MENDENHALL, Zed 1-2; HOLT, Austin 1-2. Utah State-Watkins, Dontel 3-28; Speight, D. 2-28; Bartlett, K. 2-26; Martin, Xavier 1-79; Williams, K. 1-21; DeMartino, Joey 1-10.

INTERCEPTIONS: BYU-None. Utah State-Coleman, Rajric 1-8; Randle, Chris 1-0.

FUMBLES: BYU-None. Utah State-Borel, Diondre 1-1.

SACKS (UA-A): BYU-None. Utah State-Koskan, Levi 1-0; Johnson, Devin 1-0.

TACKLES (UA-A): BYU-HUNTER, Shane 3-10; WAGNER, Jadon 6-4; UALE, Travis 5-5; OGLETREE, Brand 4-4; VAN NOY, Kyle 4-3; PENDLETON, Jordan 2-5; RICH, Andrew 1-5; PUTNAM, Matt 1-5; LOGAN, Brian 3-2; JORGENSEN, Austen 0-4; STOUT, Zac 1-2; BRADLEY, Brandon 1-2; GALEA'I, Jay 2-0; MANUMALEUNA, Eathyn 1-1; FOOTE, David 1-1; SO'OTO, Vic 0-2; SPEREDON, Jason 1-0; HOFFMAN, Cody 1-0; EASON, Corby 1-0; MARSHALL, Matt 1-0; MEES, Carter 1-0; BRYSON, Thomas 1-0; MENDENHALL, Zeke 0-1. Utah State-Wagner, Bobby 2-9; Gallagher, Kyle 3-7; McClenton, W. 5-3; Koskan, Levi 2-3; Byrd, Quinton 4-0; Colman, Rajric 4-0; Marsh, Curtis 3-1; Doughty, Jake 2-1; Bowden, Alfred 2-1; Dinka-Mba, M. 0-3; Keiaho, Junior 2-0; Sanders, C. 2-0; Garner, Quinn 2-0; Enesi, Sean 1-1; Randle, Chris 1-1; Schrader, Joey 1-1; Johnson, Devin 1-0; Morgan, Cache 0-1; Lawson, Nevin 0-1; Vought, Nick 0-1; Royster, Nathan 0-1; Dabb, Forrest 0-1.

GAME 6 - OCTOBER 9, 2010 BYU VS. SAN DIEGO STATE

LAVELL EDWARDS STADIUM - PROVO, UTAH

Score by Quarters 1 2 3 4 Score

San Diego State..... 0 7 7 7 - 21 Record: (3-2, 0-1)
BYU..... 14 0 3 7 - 24 Record: (2-4, 1-1)

Scoring Summary:

1st 04:57 BY - DI LUIGI, JJ 3 yd run (PAYNE, Mitch kick), 19-78 8:28, SDSU 0 - BY 7

02:02 BY - KARIYA, Bryan 2 yd run (PAYNE, Mitch kick), 5-24 2:40, SDSU 0 - BY 14

2nd 05:00 SDSU - Brown, Vincent 36 yd pass from LINDLEY, Ryan (PEREZ, Abel kick), 2-52 0:31, SDSU 7 - BY 14

3rd 06:21 BY - PAYNE, Mitch 29 yd field goal, 8-38 4:13, SDSU 7 - BY 17

03:43 SDSU - Escobar, Gavin 1 yd pass from LINDLEY, Ryan (PEREZ, Abel kick), 8-83 2:29, SDSU 14 - BY 17

4th 13:43 BY - KARIYA, Bryan 1 yd run (PAYNE, Mitch kick), 9-67 4:51, SDSU 14 - BY 24

06:27 SDSU - Sullivan, Brand 4 yd pass from LINDLEY, Ryan (PEREZ, Abel kick), 6-59 2:31, SDSU 21 - BY 24

	SDSU	BYU
FIRST DOWNS.....	12	24
RUSHES-YARDS (NET).....	12-53	62-271
PASSING YDS (NET).....	220	142
Passes Att-Comp-Int.....	36-20-1	23-16-1
TOTAL OFFENSE PLAYS-YARDS.....	48-273	85-413
Fumble Returns-Yards.....	0-0	0-0
Punt Returns-Yards.....	2-21	4-22
Kickoff Returns-Yards.....	2-38	2-62
Interception Returns-Yards....	1-0	1-11
Punts (Number-Avg).....	6-44.3	4-36.8
Fumbles-Lost.....	1-0	1-1
Penalties-Yards.....	4-37	5-25
Possession Time.....	14:59	45:01
Third-Down Conversions.....	3 of 10	12 of 19
Fourth-Down Conversions.....	1 of 1	1 of 1
Red-Zone Scores-Chances.....	2-2	4-5
Sacks By: Number-Yards.....	2-12	1-9

RUSHING: San Diego State-HILLMAN, Ronnie 11-62; LINDLEY, Ryan 1-minus 9. BYU-DI LUIGI, JJ 22-134; KARIYA, Bryan 22-85; QUEZADA, Joshua 11-50; HEAPS, Jake 6-4; TEAM 1-minus 2.

PASSING: San Diego State-LINDLEY, Ryan 20-34-1-220; TEAM 0-2-0-0. BYU-HEAPS, Jake 15-22-1-126; MARSHALL, Matt 1-1-0-16.

RECEIVING: San Diego State-BROWN, Vincent 6-101; SAMPSON, DeMarc 4-47; SANDIFER, Domin 3-25; SULLIVAN, Brand 3-6; QUIGLEY, Bryce 1-19; DENSO, Dylan 1-12; BROWN, Davon 1-9; ESCOBAR, Gavin 1-1. BYU-JACOBSON, McKay 4-29; MATHEWS, Marcus 3-43; DI LUIGI, JJ 3-23; KARIYA, Bryan 2-13; MUEHLMANN, Mike 1-16; HAGUE, Mike 1-10; MAHINA, Devin 1-5; HOFFMAN, Cody 1-3.

INTERCEPTIONS: San Diego State-MCFADDEN, Leon 1-0. BYU-OGLETREE, Brandon 1-11.

FUMBLES: San Diego State-PARKER, Larry 1-0. BYU-MATHEWS, Marcus 1-1.

SACKS (UA-A): San Diego State-BURRIS, Miles 2-0. BYU-VAN NOY, Kyle 1-0.

TACKLES (UA-A): San Diego State-LEWIS, Darryn 7-5; YARBROUGH, Marc 7-2; BERHE, Nat 6-3; SPENCER, Neil 4-3; ANDREWS, Marcus 4-2; BURRIS, Miles 4-2; KETCHUM, Logan 4-1; DAVIS, Brandon 3-2; STEVENS, Khalid 3-2; AUTELE, J.J. 3-2; PEREZ, Jose 4-0; BARKSDALE, Deme 3-0; MCFADDEN, Leon 2-1; TENHAEFF, Nick 2-1; SILUANO, Rene 1-2; PRESTON, Andrew 1-2; LONG, Jerome 2-0; WILLIAMS, B.J. 1-1; TAUANUU, Jacob 1-1; LAWSON, Ernie 0-2; HILLMAN, Ronnie 1-0; LOCKETT, Colin 1-0; DENSO, Dylan 1-0; PARKER, Larry 0-1; WADE, Josh 0-1. BYU-LOGAN, Brian 8-0; RICH, Andrew 2-4; VAN NOY, Kyle 5-0; BRADLEY, Brandon 4-1; EASON, Corby 2-0; WAGNER, Jadon 0-2; MEES, Carter 1-0; JORGENSEN, Austen 1-0; PUTNAM, Matt 1-0; HUNTER, Shane 0-1; UALE, Travis 0-1; SO'OTO, Vic 0-1; OGLETREE, Brandon 0-1; RICHARDSON, Jordan 0-1.



2010 COUGAR FOOTBALL

GAME-BY-GAME

GAME 8 - OCTOBER 16, 2010

BYU VS. NO. 4/5 TCU

AMON CARTER STADIUM - FORT WORTH, TEX.

Score by Quarters 1 2 3 4 Score

BYU..... 0 0 3 0 - 3 Record: (2-5, 1-2 MWC)
 TCU..... 3 14 0 14 - 31 Record: (7-0, 3-0 MWC)

Scoring Summary:

1st 02:19 TC - EVANS, Ross 20 yd field goal, 7-39 3:23, BY 0 - TC 3
 2nd 01:30 TC - BOYCE, Josh 35 yd pass from DALTON, Andy (EVANS, Ross kick), 2-46 0:12, BY 0 - TC 10
 00:26 TC - YOUNG, Jimmy 14 yd pass from DALTON, Andy (EVANS, Ross kick), 3-38 0:46, BY 0 - TC 17
 3rd 01:14 BY - PAYNE, Mitch 27 yd field goal, 14-70 5:31, BY 3 - TC 17
 4th 10:03 TC - BOYCE, Josh 20 yd pass from DALTON, Andy (EVANS, Ross kick), 8-64 3:41, BY 3 - TC 24
 04:26 TC - KERLEY, Jeremy 21 yd pass from DALTON, Andy (EVANS, Ross kick), 9-51 4:35, BY 3 - TC 31

	BYU	TCU
FIRST DOWNS.....	10	23
RUSHES-YARDS (NET).....	27-56	38-108
PASSING YDS (NET).....	91	273
Passes Att-Comp-Int.....	30-14-2	36-24-0
TOTAL OFFENSE PLAYS-YARDS....	57-147	74-381
Fumble Returns-Yards.....	0-0	0-0
Punt Returns-Yards.....	1-23	4-56
Kickoff Returns-Yards.....	6-123	2-81
Interception Returns-Yards....	0-0	2-2
Punts (Number-Avg).....	7-48.0	6-41.3
Fumbles-Lost.....	0-0	3-0
Penalties-Yards.....	4-20	4-20
Possession Time.....	24:16	35:44
Third-Down Conversions.....	3 of 14	7 of 16
Fourth-Down Conversions.....	0 of 2	1 of 2
Red-Zone Scores-Chances.....	1-1	3-3
Sacks By: Number-Yards.....	2-12	3-21

RUSHING: BYU-KARIYA, Bryan 12-57; DI LUIGI, JJ 9-11; QUEZADA, Joshua 2-6; HAGUE, Mike 1-3; HEAPS, Jake 3-minus 21. TCU-WESLEY, Ed 10-53; TUCKER, Matthew 10-31; JAMES, Waymon 5-21; DALTON, Andy 7-16; DEAN, Aundre 2-9; PACHALL, Casey 1-2; SHIVERS, Luke 1-1; DAWSON, Skye 1-minus 5; TEAM 1-minus 20.

PASSING: BYU-HEAPS, Jake 14-30-2-91. TCU-DALTON, Andy 24-36-0-273.

RECEIVING: BYU-DI LUIGI, JJ 6-37; KARIYA, Bryan 4-31; HAGUE, Mike 2-14; MAHINA, Devin 1-5; JACOBSON, McKay 1-4. TCU-BOYCE, Josh 8-127; KERLEY, Jeremy 5-25; JOHNSON, Bart 3-59; YOUNG, Jimmy 3-40; HICKS, Antoine 2-20; WESLEY, Ed 2-minus 4; TUCKER, Matthew 1-6.

INTERCEPTIONS: BYU-None. TCU-JOHNSON, Tejay 1-2; CARDER, Tank 1-0.

FUMBLES: BYU-None. TCU-KERLEY, Jeremy 1-0; TUCKER, Matthew 1-0; TEAM 1-0.

SACKS (UA-A): BYU-SO'OTO, Vic 1-0; EASON, Corby 1-0. TCU-YENDREY, D.J. 1-0; MAPONGA, Stansl 1-0; GRANT, Cory 1-0.

TACKLES (UA-A): BYU-RICH, Andrew 10-3; WAGNER, Jadon 4-2; SO'OTO, Vic 4-1; BRADLEY, Brandon 4-1; OGLETREE, Brandon 3-2; HUNTER, Shane 3-2; PUTNAM, Matt 4-0; LOGAN, Brian 3-1; VAN NOY, Kyle 2-2; MEES, Carter 3-0; EASON, Corby 3-0; RICHARDSON, Jordan 1-2; MENDENHALL, Zeke 2-0; UALE, Travis 2-0; MANUMALEUNA, Eathyn 1-1; JORGENSEN, Austen 1-0; STOUT, Zac 1-0; FOOTE, David 1-0; ASHWORTH, Luke 1-0; BROWN, Braden 1-0; VEA, Simote 0-1. TCU-BROCK, Tanner 8-3; CUBA, Tekerrein 5-4; JOHNSON, Tejay 3-5; DANIELS, Wayne 1-3; MCCOY, Greg 3-0; MAPONGA, Stansl 3-0; GRANT, Cory 2-1; CAIN, Kenny 2-1; CLAY, Curtis 2-0; TEAGUE, Jason 2-0; JONES, Colin 2-0; YENDREY, D.J. 1-0; GRIFFIN, Kelly 1-0; CARDER, Tank 1-0; THOMPSON, Jurre 1-0; BURKS, Greg 1-0; BATTLE, Travara 0-1.

GAME 9 - OCTOBER 23, 2010

BYU VS. WYOMING

LAVELL EDWARDS STADIUM - PROVO, UTAH

Score by Quarters 1 2 3 4 Score

Wyoming..... 0 10 3 7 - 20 Record: (2-6, 0-4 MWC)
 BYU..... 16 0 3 6 - 25 Record: (3-5, 2-2 MWC)

Scoring Summary:

1st 10:35 BY - DI LUIGI, JJ 7 yd run (PAYNE, Mitch kick), 10-58 4:25, WY 0 - BY 7
 09:53 BY - TEAM safety, , WY 0 - BY 9
 04:53 BY - KARIYA, Bryan 4 yd run (PAYNE, Mitch kick), 5-33 1:52, WY 0 - BY 16
 2nd 03:50 WY - LEWIS, Keith 55 yd interception return (WATTS, Ian kick), , WY 7 - BY 16
 00:52 WY - WATTS, Ian 44 yd field goal, 4--7 1:56, WY 10 - BY 16
 3rd 05:20 BY - PAYNE, Mitch 42 yd field goal, 9-48 4:32, WY 10 - BY 19
 00:30 WY - WATTS, Ian 38 yd field goal, 11-56 4:45, WY 13 - BY 19
 4th 12:34 BY - ASHWORTH, Luke 12 yd pass from HEAPS, Jake (HEAPS, Jake pass failed), 7-70 2:31, WY 13 - BY 25
 06:50 WY - MCNEILL, Chris 16 yd pass from CARTA-SAMUELS,A (WATTS, Ian kick), 4-80 1:20, WY 20 - BY 25

	WYO	BYU
FIRST DOWNS.....	13	20
RUSHES-YARDS (NET).....	27-63	51-217
PASSING YDS (NET).....	110	81
Passes Att-Comp-Int.....	29-13-0	18-10-1
TOTAL OFFENSE PLAYS-YARDS....	56-173	69-298
Fumble Returns-Yards.....	0-0	0-0
Punt Returns-Yards.....	1-4	2-12
Kickoff Returns-Yards.....	3-88	6-157
Interception Returns-Yards....	1-55	0-0
Punts (Number-Avg).....	6-31.0	4-40.0
Fumbles-Lost.....	1-0	1-1
Penalties-Yards.....	7-65	8-70
Possession Time.....	26:35	33:25
Third-Down Conversions.....	2 of 12	5 of 13
Fourth-Down Conversions.....	1 of 2	0 of 0
Red-Zone Scores-Chances.....	1-1	3-4
Sacks By: Number-Yards.....	1-11	3-18

RUSHING: Wyoming-HERRON, Robert 6-62; CARTA-SAMUELS,A 9-13; CRUM, Dax 2-10; ALEXANDER, A. 9-minus 7; TEAM 1-minus 15. BYU-KARIYA, Bryan 19-88; DI LUIGI, JJ 16-82; QUEZADA, Joshua 14-59; TEAM 1-minus 1; HEAPS, Jake 1-minus 11.

PASSING: Wyoming-CARTA-SAMUELS,A 13-26-0-110; CRUM, Dax 0-3-0-0. BYU-HEAPS, Jake 10-18-1-81.

RECEIVING: Wyoming-BOLGER, Zach 4-44; STUDNICKA, B. 2-26; LEONARD, David 2-10; MCNEILL, Chris 1-16; BURKHALTER, T. 1-13; ALEXANDER, A. 1-5; HERRON, Robert 1-2; CARLSON, Nick 1-minus 6. BYU-ASHWORTH, Luke 6-57; MATHEWS, Marcus 1-17; HOFFMAN, Cody 1-7; MUEHLMANN, Mike 1-4; DI LUIGI, JJ 1-minus 4.

INTERCEPTIONS: Wyoming-LEWIS, Keith 1-55. BYU-None.

FUMBLES: Wyoming-TEAM 1-0. BYU-QUEZADA, Joshua 1-1.

SACKS (UA-A): Wyoming-BIEZUNS, Josh 1-0. BYU-WAGNER, Jadon 1-0; MANUMALEUNA, Eathyn 1-0; SO'OTO, Vic 1-0.

TACKLES (UA-A): Wyoming-GARY, Shamiel 7-6; SCHOBBER, Oliver 4-5; PROSINSKI,Chris 5-3; GIPSON, Tashaun 4-2; PURCELL, Mike 2-4; RUFF, Luke 3-1; MERTENS,Patrick 2-2; HENDRICKS,Brian 2-2; GIPSON, Marcell 3-0; MUHAMMAD,Ghaali 2-1; BIRKENESS, Mat 2-1; LEWIS, Keith 2-0; HALL, Reece 2-0; HERRON, Robert 1-1; DURBIN, Ben 1-1; BIEZUNS, Josh 1-1; TONEY, Alex 1-1; KNAPTON, Gabe 0-2; HARRIS, Devyn 1-0; HUFF,Marqueston 0-1; LAWSON, Eric 0-1; HARTFORD, P. 0-1. BYU-HUNTER, Shane 3-3; OGLETREE, Brandon 5-0; SO'OTO, Vic 3-1; RICH, Andrew 3-1; VAN NOY, Kyle 2-2; JORGENSEN, Austen 3-0; UALE, Travis 3-0; WAGNER, Jadon 1-2; MANUMALEUNA, Eathyn 2-0; LOGAN, Brian 2-0; PUTNAM, Matt 1-1; BRADLEY, Brandon 1-1; FOOTE, David 1-0; EASON, Corby 1-0; ANSAH, Ezekiel 1-0; HESS, Connell 0-1.

2010 BYU Cougars
BYU Cougars Overall Team Statistics (as of Oct 31, 2010)
All games

Team Statistics	BY	OPP
SCORING	128	216
Points Per Game	16.0	27.0
FIRST DOWNS	152	151
Rushing	62	75
Passing	69	68
Penalty	21	8
RUSHING YARDAGE	1143	1520
Yards gained rushing	1326	1748
Yards lost rushing	183	228
Rushing Attempts	292	329
Average Per Rush	3.9	4.6
Average Per Game	142.9	190.0
TDs Rushing	10	13
PASSING YARDAGE	1278	1474
Comp-Att-Int	141-270-8	122-213-3
Average Per Pass	4.7	6.9
Average Per Catch	9.1	12.1
Average Per Game	159.8	184.2
TDs Passing	4	13
TOTAL OFFENSE	2421	2994
Total Plays	562	542
Average Per Play	4.3	5.5
Average Per Game	302.6	374.2
KICK RETURNS: #-Yards	32-743	17-376
PUNT RETURNS: #-Yards	15-127	13-90
INT RETURNS: #-Yards	3-25	8-68
KICK RETURN AVERAGE	23.2	22.1
PUNT RETURN AVERAGE	8.5	6.9
INT RETURN AVERAGE	8.3	8.5
FUMBLES-LOST	12-5	15-4
PENALTIES-Yards	42-315	56-548
Average Per Game	39.4	68.5
PUNTS-Yards	40-1609	37-1530
Average Per Punt	40.2	41.4
Net punt average	35.0	35.2
TIME OF POSSESSION/Game	29:16	30:44
3RD-DOWN Conversions	48/125	53/120
3rd-Down Pct	38%	44%
4TH-DOWN Conversions	5/15	9/15
4th-Down Pct	33%	60%
SACKS BY-Yards	11-64	18-129
MISC YARDS	0	0
TOUCHDOWNS SCORED	14	27
FIELD GOALS-ATTEMPTS	9-12	9-13
ON-SIDE KICKS	0-0	0-0
RED-ZONE SCORES	(21-25) 84%	(22-24) 92%
RED-ZONE TOUCHDOWNS	(13-25) 52%	(17-24) 71%
PAT-ATTEMPTS	(11-12) 92%	(27-27) 100%
ATTENDANCE	247923	180055
Games/Avg Per Game	4/61981	4/45014
Neutral Site Games		0/0

Score by Quarters	1st	2nd	3rd	4th	oT	Total
BYU Cougars	56	24	26	22	0	128
Opponents	44	89	38	45	0	216

2010 BYU Cougars
BYU Cougars Overall Individual Statistics (as of Oct 31, 2010)
All games

Rushing	gp-gs	att	gain	loss	net	avg	td	lg	avg/g
DI LUIGI, JJ	8-7	112	620	19	601	5.4	5	46	75.1
KARIYA, Bryan	8-5	83	326	10	316	3.8	4	15	39.5
QUEZADA, Joshua	8-0	37	163	4	159	4.3	0	17	19.9
NELSON, Riley	3-3	31	163	15	148	4.8	1	24	49.3
CHAMBERS, O'Nei	5-4	1	8	0	8	8.0	0	8	1.6
HAGUE, Mike	8-0	1	3	0	3	3.0	0	3	0.4
TEAM	4-0	4	0	5	-5	-1.2	0	0	-1.2
HEAPS, Jake	8-5	23	43	130	-87	-3.8	0	13	-10.9
Total	8	292	1326	183	1143	3.9	10	46	142.9
Opponents	8	329	1748	228	1520	4.6	13	83	190.0

Passing	gp-gs	effic	comp-att-int	pct	yds	td	lg	avg/g
HEAPS, Jake	8-5	87.94	120-229-7	52.4	1057	2	32	132.1
NELSON, Riley	3-3	104.55	20-40-1	50.0	205	2	48	68.3
MARSHALL, Matt	8-0	234.40	1-1-0	100.0	16	0	16	2.0
Total	8	90.95	141-270-8	52.2	1278	4	48	159.8
Opponents	8	132.73	122-213-3	57.3	1474	13	79	184.2

Receiving	gp-gs	no.	yds	avg	td	lg	avg/g
DI LUIGI, JJ	8-7	33	318	9.6	1	48	39.8
JACOBSON, McKay	8-6	21	201	9.6	0	21	25.1
HOFFMAN, Cody	8-5	21	198	9.4	1	27	24.8
ASHWORTH, Luke	8-2	17	110	6.5	1	22	13.8
KARIYA, Bryan	8-5	14	69	4.9	0	13	8.6
MATHEWS, Marcus	7-0	7	127	18.1	0	32	18.1
CHAMBERS, O'Nei	5-4	5	48	9.6	0	15	9.6
QUEZADA, Joshua	8-0	5	29	5.8	1	9	3.6
MUEHLMANN, Mike	8-3	4	48	12.0	0	16	6.0
HAGUE, Mike	8-0	4	37	9.2	0	13	4.6
WILSON, Richard	7-0	3	45	15.0	0	25	6.4
MAHINA, Devin	7-4	3	31	10.3	0	21	4.4
HAFOKA, Spencer	5-0	1	8	8.0	0	8	1.6
PETERSON, BJ	8-0	1	5	5.0	0	5	0.6
MENDENHALL, Zed	7-3	1	2	2.0	0	2	0.3
HOLT, Austin	7-1	1	2	2.0	0	2	0.3
Total	8	141	1278	9.1	4	48	159.8
Opponents	8	122	1474	12.1	13	79	184.2

Punt Returns	no.	yds	avg	td	lg
FALSLEV, JD	6	46	7.7	0	23
CHAMBERS, O'Nei	5	45	9.0	0	20
JACOBSON, McKay	4	36	9.0	0	13
Total	15	127	8.5	0	23
Opponents	13	90	6.9	0	17

Interceptions	no.	yds	avg	td	lg
OGLETREE, Brand	1	11	11.0	0	11
SO'OTO, Vic	1	14	14.0	0	14
HUNTER, Shane	1	0	0.0	0	0
Total	3	25	8.3	0	14
Opponents	8	68	8.5	1	55

Kick Returns	no.	yds	avg	td	lg
CHAMBERS, O'Nei	15	316	21.1	0	33
JACOBSON, McKay	5	110	22.0	0	39
FALSLEV, JD	5	117	23.4	0	34
HOFFMAN, Cody	4	135	33.8	0	34
DI LUIGI, JJ	2	54	27.0	0	35
MUEHLMANN, Mike	1	11	11.0	0	11
Total	32	743	23.2	0	39
Opponents	17	376	22.1	0	67

Fumble Returns	no.	yds	avg	td	lg
Total	0	0	0.0	0	0
Opponents	0	0	0.0	0	0

2010 BYU Cougars
BYU Cougars Overall Individual Statistics (as of Oct 31, 2010)
All games

Scoring	td	fg	PAT				dpx	saf	pts
			kick	rush	rcv	pass			
PAYNE, Mitch	-	9-12	11-12	-	-	-	-	-	38
DI LUIGI, JJ	6	-	-	-	-	-	-	-	36
KARIYA, Bryan	4	-	-	-	-	-	-	-	24
NELSON, Riley	1	-	-	1-1	-	-	-	-	8
QUEZADA, Joshua	1	-	-	-	-	-	-	-	6
HOFFMAN, Cody	1	-	-	-	-	-	-	-	6
ASHWORTH, Luke	1	-	-	-	-	-	-	-	6
TEAM	-	-	-	-	-	-	2	-	4
HEAPS, Jake	-	-	-	-	-	0-1	-	-	0
Total	14	9-12	11-12	1-1	-	0-1	-	2	128
Opponents	27	9-13	27-27	-	-	-	-	-	216

Total Offense	g	plays	rush	pass	total	avg/g
DI LUIGI, JJ	8	112	601	0	601	75.1
NELSON, Riley	3	71	148	205	353	117.7
KARIYA, Bryan	8	83	316	0	316	39.5
QUEZADA, Joshua	8	37	159	0	159	19.9
MARSHALL, Matt	8	1	0	16	16	2.0
CHAMBERS, O'Nei	5	1	8	0	8	1.6
HAGUE, Mike	8	1	3	0	3	0.4
TEAM	4	4	-5	0	-5	-1.2
Total	8	562	1143	1278	2421	302.6
Opponents	8	542	1520	1474	2994	374.2

Field Goals	fg	pct.	01-19	20-29	30-39	40-49	50-99	lg	blk
PAYNE, Mitch	9-12	75.0	0-0	8-9	0-0	1-3	0-0	42	1

FG Sequence	BYU Cougars	Opponents
Washington	40,(22),(29)	(54)
Air Force	-	48
Florida State	(28)	(26),(47),34
Nevada	(27),(29)	(38),(29)
Utah State	(23),48	(34),42
San Diego State	(29)	43
TCU	(27)	(20)
Wyoming	(42),28	(44),(38)

Punting	no.	yds	avg	lg	tb	fc	i20	50+	blk
STEPHENSON, Ril	39	1607	41.2	59	6	5	11	13	0
FALSLEV, JD	1	2	2.0	2	0	0	0	0	0
Total	40	1609	40.2	59	6	5	11	13	0
Opponents	37	1530	41.4	64	5	5	10	10	0

Kickoffs	no.	yds	avg	tb	ob	retn	net	ydln
STEPHENSON, Ril	29	1934	66.7	12	1			
PAYNE, Mitch	2	58	29.0	0	1			
Total	31	1992	64.3	12	2	22.1	44.4	25
Opponents	44	2851	64.8	11	1	23.2	42.9	27

Numbers in (parentheses) indicate field goal was made.

2010 BYU Cougars
BYU Cougars Overall Individual Statistics (as of Oct 31, 2010)
All games

<u>All Purpose</u>	<u>g</u>	<u>rush</u>	<u>rcv</u>	<u>pr</u>	<u>kr</u>	<u>ir</u>	<u>total</u>	<u>avg/g</u>
DI LUIGI, JJ	8	601	318	0	54	0	973	121.6
CHAMBERS, O'	5	8	48	45	316	0	417	83.4
KARIYA, Bryan	8	316	69	0	0	0	385	48.1
JACOBSON, Mc	8	0	201	36	110	0	347	43.4
HOFFMAN, Cod	8	0	198	0	135	0	333	41.6
QUEZADA, Josh	8	159	29	0	0	0	188	23.5
FALSLEV, JD	8	0	0	46	117	0	163	20.4
NELSON, Riley	3	148	0	0	0	0	148	49.3
MATHEWS, Mar	7	0	127	0	0	0	127	18.1
ASHWORTH, Lu	8	0	110	0	0	0	110	13.8
MUEHLMANN,	8	0	48	0	11	0	59	7.4
WILSON, Richar	7	0	45	0	0	0	45	6.4
HAGUE, Mike	8	3	37	0	0	0	40	5.0
MAHINA, Devin	7	0	31	0	0	0	31	4.4
SO'OTO, Vic	8	0	0	0	0	14	14	1.8
OGLETREE, Bra	6	0	0	0	0	11	11	1.8
HAFOKA, Spenc	5	0	8	0	0	0	8	1.6
PETERSON, BJ	8	0	5	0	0	0	5	0.6
MENDENHALL,	7	0	2	0	0	0	2	0.3
HOLT, Austin	7	0	2	0	0	0	2	0.3
TEAM	4	-5	0	0	0	0	-5	-1.2
HEAPS, Jake	8	-87	0	0	0	0	-87	-10.9
Total	8	1143	1278	127	743	25	3316	414.5
Opponents	8	1520	1474	90	376	68	3528	441.0

2010 BYU Cougars
BYU Cougars Overall Defensive Statistics (as of Oct 31, 2010)
All games

##	Defensive Leaders	gp-gs	Tackles				tfl/yds	Sacks no-yds	Pass defense			Fumbles		blkd	
			ua	a	tot				int-yds	brup	qbh	rcv-yds	ff	kick	saf
22	RICH, Andrew	8-8	46	30	76	4.5-17	.	.	5	.	1-0	2	.	.	
51	HUNTER, Shane	8-8	26	30	56	2.5-6	.	1-0	4	.	1-0	.	.	.	
1	PENDLETON, Jord	5-5	17	21	38	3.5-16	2.0-12	.	1	1	.	1	.	.	
7	LOGAN, Brian	8-7	27	8	35	1.0-4	.	.	5	
37	SO'OTO, Vic	8-8	14	18	32	8.0-32	3.0-14	1-14	1	5	.	1	.	.	
34	JORGENSEN, Aust	8-2	16	16	32	
5	BRADLEY, Brando	8-8	19	11	30	2.0-9	.	.	2	1	
44	OGLETREE, Brand	6-4	14	12	26	2.0-2	.	1-11	3	1	1-0	.	.	.	
23	UALE, Travis	7-4	15	10	25	
49	WAGNER, Jadon	7-4	11	11	22	3.5-16	1.0-5	.	1	
45	VAN NOY, Kyle	8-2	13	6	19	4.0-22	1.0-9	2	.	.	
55	MANUMALEUNA, Ea	8-5	6	12	18	2.5-15	2.5-15	.	1	
41	PUTNAM, Matt	8-4	8	9	17	1.0-1	.	.	2	1	
48	FRAZIER, Jameso	5-5	9	6	15	1.5-6	.	.	.	2	
98	FUGA, Romney	4-4	6	9	15	0.5-2	0.5-2	
94	RICHARDSON, Jor	8-3	7	8	15	1	
47	STOUT, Zac	7-0	7	7	14	1.0-2	
25	EASON, Corby	8-1	13	.	13	2.0-12	1.0-7	.	3	.	.	1	.	.	
24	THOMAS, Steven	3-3	7	3	10	0.5-2	.	.	1	
31	LEUNG-WAI, Aven	6-2	3	4	7	
15	MEES, Carter	7-0	5	2	7	
30	MENDENHALL, Zek	8-1	4	2	6	1	.	.	
27	FOOTE, David	7-0	5	1	6	
1H	GALEA'I, Jay	8-0	4	.	4	1-0	.	.	.	
32	HAGUE, Mike	8-0	1	1	2	
79	BRYSON, Thomas	7-0	2	.	2	.	.	.	1	1	
2	HOFFMAN, Cody	8-5	2	.	2	
19	MARSHALL, Matt	8-0	1	1	2	
10	DI LUIGI, JJ	8-7	1	.	1	
75	BROWN, Braden	8-8	1	.	1	
56	HESS, Connell	1-0	.	1	1	
93	VEA, Simote	1-0	.	1	1	
73	SPEREDON, Jason	8-8	1	.	1	
52	STEELE, Tom	4-0	1	.	1	
74	ANSAH, Ezekiel	1-0	1	.	1	
29	ASHWORTH, Luke	8-2	1	.	1	
TM	TEAM	4-0	2	
92	ROWLEY, Graham	3-0	1	
Total			8	314	240	554	40-164	11-64	3-25	30	14	4-0	8	.	2
Opponents			8	349	200	549	40-172	18-129	8-68	32	5	5-0	10	2	.

2010 BYU Cougars
BYU Cougars Combined Team Statistics (as of Oct 31, 2010)
All games

Date	Opponent	Score	Att.
Sep 04, 2010	WASHINGTON	W 23-17	63771
* Sep 11, 2010	at Air Force	L 14-35	46692
Sep 18, 2010	at Florida State	L 10-34	68795
Sep 25, 2010	NEVADA	L 13-27	61471
Oct 01, 2010	at Utah State	L 16-31	24152
* Oct 09, 2010	SAN DIEGO STATE	W 24-21	62176
* Oct 16, 2010	at #4 TCU	L 3-31	40416
* Oct 23, 2010	WYOMING	W 25-20	60505

Record:	Overall	Home	Away	Neutral
All games	3-5	3-1	0-4	0-0
Conference	2-2	2-0	0-2	0-0
Non-Conference	1-3	1-1	0-2	0-0

Team Statistics	BY	OPP
FIRST DOWNS	152	151
Rushing	62	75
Passing	69	68
Penalty	21	8
RUSHING YARDAGE	1143	1520
Rushing Attempts	292	329
Average Per Rush	3.9	4.6
Average Per Game	142.9	190.0
TDs Rushing	10	13
PASSING YARDAGE	1278	1474
Comp-Att-Int	141-270-8	122-213-3
Average Per Pass	4.7	6.9
Average Per Catch	9.1	12.1
Average Per Game	159.8	184.2
TDs Passing	4	13
TOTAL OFFENSE	2421	2994
Average Per Play	4.3	5.5
Average Per Game	302.6	374.2
KICK RETURNS: #-Yards	32-743	17-376
PUNT RETURNS: #-Yards	15-127	13-90
INT RETURNS: #-Yards	3-25	8-68
FUMBLES-LOST	12-5	15-4
PENALTIES-Yards	42-315	56-548
PUNTS-AVG	40-40.2	37-41.4
TIME OF POSSESSION/Game	29:16	30:44
3RD-DOWN Conversions	48/125	53/120
4TH-DOWN Conversions	5/15	9/15

Rushing	gp-gs	att	gain	loss	net	avg	td	lg	avg/g
DI LUIGI, JJ	8-7	112	620	19	601	5.4	5	46	75.1
KARIYA, Bryan	8-5	83	326	10	316	3.8	4	15	39.5
QUEZADA, Joshua	8-0	37	163	4	159	4.3	0	17	19.9
NELSON, Riley	3-3	31	163	15	148	4.8	1	24	49.3
CHAMBERS, O'Nei	5-4	1	8	0	8	8.0	0	8	1.6
HAGUE, Mike	8-0	1	3	0	3	3.0	0	3	0.4
TEAM	4-0	4	0	5	-5	-1.2	0	0	-1.2
HEAPS, Jake	8-5	23	43	130	-87	-3.8	0	13	-10.9
Total	8	292	1326	183	1143	3.9	10	46	142.9
Opponents	8	329	1748	228	1520	4.6	13	83	190.0

Passing	gp-gs	effic	comp-att-int	pct	yds	td	lg	avg/g
HEAPS, Jake	8-5	87.94	120-229-7	52.4	1057	2	32	132.1
NELSON, Riley	3-3	104.55	20-40-1	50.0	205	2	48	68.3
MARSHALL, Matt	8-0	234.40	1-1-0	100.0	16	0	16	2.0
Total	8	90.95	141-270-8	52.2	1278	4	48	159.8
Opponents	8	132.73	122-213-3	57.3	1474	13	79	184.2

Receiving	gp-gs	no.	yds	avg	td	lg	avg/g
DI LUIGI, JJ	8-7	33	318	9.6	1	48	39.8
JACOBSON, McKay	8-6	21	201	9.6	0	21	25.1
HOFFMAN, Cody	8-5	21	198	9.4	1	27	24.8
ASHWORTH, Luke	8-2	17	110	6.5	1	22	13.8
KARIYA, Bryan	8-5	14	69	4.9	0	13	8.6
MATHEWS, Marcus	7-0	7	127	18.1	0	32	18.1
CHAMBERS, O'Nei	5-4	5	48	9.6	0	15	9.6
QUEZADA, Joshua	8-0	5	29	5.8	1	9	3.6
MUEHLMANN, Mike	8-3	4	48	12.0	0	16	6.0
HAGUE, Mike	8-0	4	37	9.2	0	13	4.6
WILSON, Richard	7-0	3	45	15.0	0	25	6.4
MAHINA, Devin	7-4	3	31	10.3	0	21	4.4
HAFOKA, Spencer	5-0	1	8	8.0	0	8	1.6
PETERSON, BJ	8-0	1	5	5.0	0	5	0.6
MENDENHALL, Zed	7-3	1	2	2.0	0	2	0.3
HOLT, Austin	7-1	1	2	2.0	0	2	0.3
Total	8	141	1278	9.1	4	48	159.8
Opponents	8	122	1474	12.1	13	79	184.2

Interceptions	no.	yds	avg	td	lg
OGLETREE, Brand	1	11	11.0	0	11
SO'OTO, Vic	1	14	14.0	0	14
HUNTER, Shane	1	0	0.0	0	0

Punting	no.	yds	avg	lg	tb	fc	i20	50+	blk
STEPHENSON, Ril	39	1607	41.2	59	6	5	11	13	0
FALSLEV, JD	1	2	2.0	2	0	0	0	0	0

Punt Returns	no.	yds	avg	td	lg
FALSLEV, JD	6	46	7.7	0	23
CHAMBERS, O'Nei	5	45	9.0	0	20
JACOBSON, McKay	4	36	9.0	0	13
Total	15	127	8.5	0	23
Opponents	13	90	6.9	0	17

Kick Returns	no.	yds	avg	td	lg
CHAMBERS, O'Nei	15	316	21.1	0	33
JACOBSON, McKay	5	110	22.0	0	39
FALSLEV, JD	5	117	23.4	0	34
HOFFMAN, Cody	4	135	33.8	0	34
DI LUIGI, JJ	2	54	27.0	0	35
MUEHLMANN, Mike	1	11	11.0	0	11
Total	32	743	23.2	0	39
Opponents	17	376	22.1	0	67

All Purpose	g	rush	rcv	pr	kr	ir	total	avg/g
DI LUIGI, JJ	8	601	318	0	54	0	973	121.6
CHAMBERS, O'	5	8	48	45	316	0	417	83.4
KARIYA, Bryan	8	316	69	0	0	0	385	48.1
JACOBSON, Mc	8	0	201	36	110	0	347	43.4
Total	8	1143	1278	127	743	25	3316	414.5
Opponents	8	1520	1474	90	376	68	3528	441.0

Field Goals	fg	pct.	01-19	20-29	30-39	40-49	50-99	lg	blk
PAYNE, Mitch	9-12	75.0	0-0	8-9	0-0	1-3	0-0	42	1

Scoring	td	fg	PAT			dpx	saf	pts
			kick	rush	rcv			
PAYNE, Mitch	-	9-12	11-12	-	-	-	-	38
DI LUIGI, JJ	6	-	-	-	-	-	-	36
KARIYA, Bryan	4	-	-	-	-	-	-	24
NELSON, Riley	1	-	-	1-1	-	-	-	8
HOFFMAN, Cody	1	-	-	-	-	-	-	6
ASHWORTH, Luke	1	-	-	-	-	-	-	6
QUEZADA, Joshua	1	-	-	-	-	-	-	6
TEAM	-	-	-	-	-	-	2	4
HEAPS, Jake	-	-	-	-	0-1	-	-	0
Total	14	9-12	11-12	1-1	0-1	-	2	128
Opponents	27	9-13	27-27	-	-	-	-	216

Score by Quarters	1st	2nd	3rd	4th	OT	Total
BYU Cougars	56	24	26	22	0	128
Opponents	44	89	38	45	0	216

Total Offense	g	plays	rush	pass	total	avg/g
HEAPS, Jake	8	252	-87	1057	970	121.2
DI LUIGI, JJ	8	112	601	0	601	75.1
NELSON, Riley	3	71	148	205	353	117.7
KARIYA, Bryan	8	83	316	0	316	39.5
Total	8	562	1143	1278	2421	302.6
Opponents	8	542	1520	1474	2994	374.2

#	Defensive Leaders	gp-gs	Tackles				Sacks	Pass defense			Fumbles		blkd		
			ua	a	tot	tfl/yds		int-yds	brup	qbh	rcv-yds	ffl	kick	saf	
22	RICH, Andrew	8-8	46	30	76	4.5-17	.	.	5	.	.	1-0	2	.	.
51	HUNTER, Shane	8-8	26	30	56	2.5-6	.	1-0	4	.	.	1-0	.	.	.
1	PENDLETON, Jord	5-5	17	21	38	3.5-16	2.0-12	.	1	1	.	.	1	.	.
7	LOGAN, Brian	8-7	27	8	35	1.0-4	.	.	5
Total		8	314	240	554	40-164	11-64	3-25	30	14	4-0	8	.	.	2
Opponents		8	349	200	549	40-172	18-129	8-68	32	5	5-0	10	2	.	.

2010 BYU Cougars
BYU Cougars Game Results (as of Oct 31, 2010)
All games

Date	Opponent		Score	Overall	Conference	Time	Attend
Sep 04, 2010	WASHINGTON	W	23-17	1-0	0-0	3:24	63771
* Sep 11, 2010	at Air Force	L	14-35	1-1	0-1	3:02	46692
Sep 18, 2010	at Florida State	L	10-34	1-2	0-1	3:13	68795
Sep 25, 2010	NEVADA	L	13-27	1-3	0-1	3:09	61471
Oct 01, 2010	at Utah State	L	16-31	1-4	0-1	3:22	24152
* Oct 09, 2010	SAN DIEGO STATE	W	24-21	2-4	1-1	3:04	62176
* Oct 16, 2010	at #4 TCU	L	3-31	2-5	1-2	2:53	40416
* Oct 23, 2010	WYOMING	W	25-20	3-5	2-2	2:56	60505

2010 BYU Cougars
BYU Cougars Team Game-by-Game (as of Oct 31, 2010)
All games

TEAM STATISTICS

Date	Opponent	Rushing				Receiving				Passing				Kick Returns				Punt Returns				tot off
		no.	yds	td	lg	no.	yds	td	lg	cmp-att-int	yds	td	lg	no.	yds	td	lg	no.	yds	td	lg	
Sep 04	WASHINGTON	33	146	0	19	24	262	2	48	24-40-0	262	2	48	4	72	0	29	2	26	0	20	408
Sep 11	at Air Force	34	221	2	43	10	88	0	27	10-25-1	88	0	27	4	81	0	35	2	13	0	11	309
Sep 18	at Florida State	35	76	0	21	16	115	1	16	16-35-1	115	1	16	1	24	0	24	2	19	0	11	191
Sep 25	NEVADA	25	91	1	14	24	229	0	25	24-45-0	229	0	25	3	103	0	39	1	8	0	8	320
Oct 01	at Utah State	25	65	2	13	27	270	0	32	27-54-2	270	0	32	6	121	0	34	1	4	0	4	335
Oct 09	SAN DIEGO STATE	62	271	3	46	16	142	0	23	16-23-1	142	0	23	2	62	0	33	4	22	0	13	413
Oct 16	at TCU	27	56	0	9	14	91	0	13	14-30-2	91	0	13	6	123	0	31	1	23	0	23	147
Oct 23	WYOMING	51	217	2	15	10	81	1	22	10-18-1	81	1	22	6	157	0	34	2	12	0	14	298
BYU Cougars		292	1143	10	46	141	1278	4	48	141-270-8	1278	4	48	32	743	0	39	15	127	0	23	2421
		329	1520	13	83	122	1474	13	79	122-213-3	1474	13	79	17	376	0	67	13	90	0	17	2994

Games played: 8
 Avg per rush: 3.9
 Avg per catch: 9.1
 Pass efficiency: 90.95
 Kick ret avg: 23.2
 Punt ret avg: 8.5
 All purpose avg/game: 414.5
 Total offense avg/gm: 302.6

Date	Opponent	Tackles				Sacks	Fumble		Pass Defense			Blkd	PAT Attempts				pts
		ua	a	total	tfl-yds	no-yds	ff	fr-yds	int-yds	qbh	brup	kick	kick	rush	rcv	saf	
Sep 04	WASHINGTON	30	36	66	3.0-8	1.0-4	0	0-0	0-0	2	5	0	1-1	1	0	1	23
Sep 11	at Air Force	44	44	88	4.0-14	1.0-5	1	0-0	1-0	0	3	0	2-2	0	0	0	14
Sep 18	at Florida State	47	16	63	5.0-25	3.0-16	2	1-0	0-0	0	4	0	1-1	0	0	10	
Sep 25	NEVADA	43	44	87	0.0-0	0.0-0	1	1-0	1-14	4	1	0	1-1	0	0	13	
Oct 01	at Utah State	41	56	97	5.0-21	0.0-0	1	1-0	0-0	0	0	0	1-2	0	0	16	
Oct 09	SAN DIEGO STATE	24	12	36	3.0-19	1.0-9	1	0-0	1-11	2	6	0	3-3	0	0	24	
Oct 16	at TCU	53	20	73	8.0-35	2.0-12	1	0-0	0-0	0	4	0	0-0	0	0	3	
Oct 23	WYOMING	32	12	44	12.0-42	3.0-18	1	1-0	0-0	6	7	0	2-2	0	0	25	
BYU Cougars		314	240	554	40.0-164	11.0-64	8	4-0	3-25	14	30	0	11-12	1	0	128	
		349	200	549	40.0-172	18.0-129	10	5-0	8-68	5	32	2	27-27	0	0	216	

Date	Opponent	Punting							Field Goals			Kickoffs						
		no.	yds	avg	long	blkd	tb	fc	50+	i20	md-att	long	blkd	no.	yds	avg	tb	ob
Sep 04	WASHINGTON	6	223	37.2	47	0	1	0	0	3	2-3	29	0	5	345	69.0	2	0
Sep 11	at Air Force	6	176	29.3	51	0	1	2	1	2	0-0	0	0	3	183	61.0	2	0
Sep 18	at Florida State	6	282	47.0	55	0	0	1	3	2	1-1	28	0	3	176	58.7	1	0
Sep 25	NEVADA	3	94	31.3	47	0	1	0	0	0	2-2	29	0	4	267	66.8	2	0
Oct 01	at Utah State	4	191	47.8	56	0	0	0	2	2	1-2	23	0	4	227	56.8	1	1
Oct 09	SAN DIEGO STATE	4	147	36.8	51	0	1	0	1	0	1-1	29	0	5	330	66.0	2	1
Oct 16	at TCU	7	336	48.0	59	0	1	0	5	0	1-1	27	0	2	128	64.0	0	0
Oct 23	WYOMING	4	160	40.0	55	0	1	2	1	2	1-2	42	1	5	336	67.2	2	0
BYU Cougars		40	1609	40.2	59	0	6	5	13	11	9-12	42	1	31	1992	64.3	12	2
		37	1530	41.4	64	0	5	5	10	10	9-13	54	0	44	2851	64.8	11	1

2010 BYU Cougars
BYU Cougars Opponent Game-by-Game (as of Oct 31, 2010)
All games

OPPONENT STATISTICS

Date	Opponent	Rushing				Receiving				Passing				Kick Returns				Punt Returns				tot off
		no.	yds	td	lg	no.	yds	td	lg	cmp-att-int	yds	td	lg	no.	yds	td	lg	no.	yds	td	lg	
Sep 04	WASHINGTON	31	128	1	39	20	266	1	43	20-39-0	266	1	43	3	20	0	16	0	0	0	0	394
Sep 11	at Air Force	65	409	4	46	5	68	1	37	5-13-1	68	1	37	1	12	0	12	0	0	0	0	477
Sep 18	at Florida State	44	278	3	83	14	149	1	34	14-21-0	149	1	34	2	18	0	15	3	18	0	14	427
Sep 25	NEVADA	53	239	2	26	16	196	1	36	16-26-1	196	1	36	2	32	0	21	1	0	0	0	435
Oct 01	at Utah State	59	242	3	39	10	192	1	79	10-13-0	192	1	79	2	87	0	67	2	-1	0	0	434
Oct 09	SAN DIEGO STATE	12	53	0	38	20	220	3	36	20-36-1	220	3	36	2	38	0	21	2	21	0	13	273
Oct 16	at TCU	38	108	0	20	24	273	4	35	24-36-0	273	4	35	2	81	0	52	4	56	0	17	381
Oct 23	WYOMING	27	63	0	47	13	110	1	25	13-29-0	110	1	25	3	88	0	36	1	-4	0	0	173
Opponents		329	1520	13	83	122	1474	13	79	122-213-3	1474	13	79	17	376	0	67	13	90	0	17	2994
		292	1143	10	46	141	1278	4	48	141-270-8	1278	4	48	32	743	0	39	15	127	0	23	2421

Games played: 8
 Avg per rush: 4.6
 Avg per catch: 12.1
 Pass efficiency: 132.73
 Kick ret avg: 22.1
 Punt ret avg: 6.9
 All purpose avg/game: 441.0
 Total offense avg/gm: 374.2

Date	Opponent	Tackles				Sacks	Fumble		Pass Defense			Blkd	PAT Attempts				pts	
		ua	a	total	tfl-yds	no-yds	ff	fr-yds	int-yds	qbh	brup	kick	kick	rush	rcv	saf		
Sep 04	WASHINGTON	44	26	70	4.0-7	0.0-0	1	0-0	0-0	1	1	0	2-2	0	0	0	0	17
Sep 11	at Air Force	30	28	58	3.0-11	1.0-8	3	2-0	1-1	0	3	0	5-5	0	0	0	0	35
Sep 18	at Florida State	45	10	55	10.0-56	8.0-52	4	1-0	1-2	1	6	0	4-4	0	0	0	0	34
Sep 25	NEVADA	45	10	55	3.0-14	1.0-10	0	0-0	0-0	2	6	0	3-3	0	0	0	0	27
Oct 01	at Utah State	37	36	73	4.0-18	2.0-15	0	0-0	2-8	1	10	1	4-4	0	0	0	0	31
Oct 09	SAN DIEGO STATE	65	36	101	6.0-20	2.0-12	1	1-0	1-0	0	1	0	3-3	0	0	0	0	21
Oct 16	at TCU	38	18	56	6.0-26	3.0-21	0	0-0	2-2	0	3	0	4-4	0	0	0	0	31
Oct 23	WYOMING	45	36	81	4.0-20	1.0-11	1	1-0	1-55	0	2	1	2-2	0	0	0	0	20
Opponents		349	200	549	40.0-172	18.0-129	10	5-0	8-68	5	32	2	27-27	0	0	0	0	216
		314	240	554	40.0-164	11.0-64	8	4-0	3-25	14	30	0	11-12	1	0	0	2	128

Date	Opponent	Punting							Field Goals			Kickoffs						
		no.	yds	avg	long	blkd	tb	fc	50+	i20	md-att	long	blkd	no.	yds	avg	tb	ob
Sep 04	WASHINGTON	6	271	45.2	64	0	2	0	2	0	1-1	54	0	4	260	65.0	0	0
Sep 11	at Air Force	4	166	41.5	45	0	1	0	0	1	0-1	0	0	6	379	63.2	2	0
Sep 18	at Florida State	3	141	47.0	54	0	0	0	2	1	2-3	47	0	7	450	64.3	5	1
Sep 25	NEVADA	2	112	56.0	56	0	0	0	2	1	2-2	38	0	5	350	70.0	2	0
Oct 01	at Utah State	4	140	35.0	47	0	0	0	0	2	1-2	34	0	6	364	60.7	0	0
Oct 09	SAN DIEGO STATE	6	266	44.3	54	0	0	2	2	0	0-1	0	0	4	274	68.5	2	0
Oct 16	at TCU	6	248	41.3	58	0	2	2	1	3	1-1	20	0	6	385	64.2	0	0
Oct 23	WYOMING	6	186	31.0	50	0	0	1	1	2	2-2	44	0	6	389	64.8	0	0
Opponents		37	1530	41.4	64	0	5	5	10	10	9-13	54	0	44	2851	64.8	11	1
		40	1609	40.2	59	0	6	5	13	11	9-12	42	1	31	1992	64.3	12	2

**2010 BYU Cougars
BYU Cougars Game Superlatives (as of Oct 31, 2010)
All games**

INDIVIDUAL GAME HIGHS

Rushes	22	DI LUIGI, JJ vs San Diego State (Oct 09, 2010)
	22	KARIYA, Bryan vs San Diego State (Oct 09, 2010)
Yards Rushing	134	DI LUIGI, JJ vs San Diego State (Oct 09, 2010)
TD Rushes	2	KARIYA, Bryan vs San Diego State (Oct 09, 2010)
Long Rush	46	DI LUIGI, JJ vs San Diego State (Oct 09, 2010)
Pass attempts	54	HEAPS, Jake at Utah State (Oct 01, 2010)
Pass completions	27	HEAPS, Jake at Utah State (Oct 01, 2010)
Yards Passing	270	HEAPS, Jake at Utah State (Oct 01, 2010)
TD Passes	2	NELSON, Riley vs Washington (Sep 04, 2010)
Long Pass	48	NELSON, Riley vs Washington (Sep 04, 2010)
Receptions	8	DI LUIGI, JJ vs Nevada (Sep 25, 2010)
	8	JACOBSON, McKay at Utah State (Oct 01, 2010)
Yards Receiving	85	JACOBSON, McKay at Utah State (Oct 01, 2010)
TD Receptions	1	DI LUIGI, JJ vs Washington (Sep 04, 2010)
	1	QUEZADA, Joshua vs Washington (Sep 04, 2010)
	1	HOFFMAN, Cody at Florida State (Sep 18, 2010)
	1	ASHWORTH, Luke vs Wyoming (Oct 23, 2010)
Long Reception	48	DI LUIGI, JJ vs Washington (Sep 04, 2010)
Field Goals	2	PAYNE, Mitch vs Washington (Sep 04, 2010)
	2	PAYNE, Mitch vs Nevada (Sep 25, 2010)
Long Field Goal	42	PAYNE, Mitch vs Wyoming (Oct 23, 2010)
Punts	7	STEPHENSON, Ril at TCU (Oct 16, 2010)
Punting Avg	48.0	STEPHENSON, Ril at TCU (Oct 16, 2010)
Long Punt	59	STEPHENSON, Ril at TCU (Oct 16, 2010)
Long Punt Return	23	FALSLEV, JD at TCU (Oct 16, 2010)
Long Kickoff Return	39	JACOBSON, McKay vs Nevada (Sep 25, 2010)
Tackles	14	RICH, Andrew at Air Force (Sep 11, 2010)
	14	RICH, Andrew vs Nevada (Sep 25, 2010)
Sacks	1.5	PENDLETON, Jord at Florida State (Sep 18, 2010)
	1.5	MANUMALEUNA, Ea at Florida State (Sep 18, 2010)
Tackles For Loss	4.0	SO'OTO, Vic vs Wyoming (Oct 23, 2010)
Interceptions	1	HUNTER, Shane at Air Force (Sep 11, 2010)
	1	SO'OTO, Vic vs Nevada (Sep 25, 2010)
	1	OGLETREE, Brand vs San Diego State (Oct 09, 2010)

**2010 BYU Cougars
BYU Cougars Game Superlatives (as of Oct 31, 2010)
All games**

TEAM GAME HIGHS

Rushes	62	vs San Diego State (Oct 09, 2010)
Yards Rushing	271	vs San Diego State (Oct 09, 2010)
Yards Per Rush	6.5	at Air Force (Sep 11, 2010)
TD Rushes	3	vs San Diego State (Oct 09, 2010)
Pass attempts	54	at Utah State (Oct 01, 2010)
Pass completions	27	at Utah State (Oct 01, 2010)
Yards Passing	270	at Utah State (Oct 01, 2010)
Yards Per Pass	6.6	vs Washington (Sep 04, 2010)
TD Passes	2	vs Washington (Sep 04, 2010)
Total Plays	85	vs San Diego State (Oct 09, 2010)
Total Offense	413	vs San Diego State (Oct 09, 2010)
Yards Per Play	5.6	vs Washington (Sep 04, 2010)
Points	25	vs Wyoming (Oct 23, 2010)
Sacks By	3	at Florida State (Sep 18, 2010)
	3	vs Wyoming (Oct 23, 2010)
First Downs	24	vs San Diego State (Oct 09, 2010)
Penalties	8	vs Wyoming (Oct 23, 2010)
Penalty Yards	70	vs Wyoming (Oct 23, 2010)
Turnovers	3	at Air Force (Sep 11, 2010)
Interceptions By	1	at Air Force (Sep 11, 2010)
	1	vs Nevada (Sep 25, 2010)
	1	vs San Diego State (Oct 09, 2010)

2010 BYU Cougars
BYU Cougars Game Superlatives (as of Oct 31, 2010)
All games

OPPONENT INDIVIDUAL GAME HIGHS

Rushes	29	Taua, Vai, vs Nevada (Sep 25, 2010)
Yards Rushing	133	Taua, Vai, vs Nevada (Sep 25, 2010)
TD Rushes	2	Speight, D., at Utah State (Oct 01, 2010)
Long Rush	83	Thompson, C., at Florida State (Sep 18, 2010)
Pass attempts	37	Locker, Jake, vs Washington (Sep 04, 2010)
Pass completions	24	DALTON, Andy, at TCU (Oct 16, 2010)
Yards Passing	273	DALTON, Andy, at TCU (Oct 16, 2010)
TD Passes	4	DALTON, Andy, at TCU (Oct 16, 2010)
Long Pass	79	Borel, Diondre, at Utah State (Oct 01, 2010)
Receptions	9	Reed, B., at Florida State (Sep 18, 2010)
Yards Receiving	127	BOYCE, Josh, at TCU (Oct 16, 2010)
TD Receptions	2	BOYCE, Josh, at TCU (Oct 16, 2010)
Long Reception	79	Martin, Xavier, at Utah State (Oct 01, 2010)
Field Goals	2	Hopkins, D., at Florida State (Sep 18, 2010)
	2	WATTS, Ian, vs Wyoming (Oct 23, 2010)
Long Field Goal	54	Folk, Erik, vs Washington (Sep 04, 2010)
Punts	6	Mahan, Will, vs Washington (Sep 04, 2010)
	6	STACHOVICH, Bria, vs San Diego State (Oct 09, 2010)
	6	KELTON, Anson, at TCU (Oct 16, 2010)
	6	MCCOY, Austin, vs Wyoming (Oct 23, 2010)
Punting Avg	56.0	Langley, Brad, vs Nevada (Sep 25, 2010)
Long Punt	64	Mahan, Will, vs Washington (Sep 04, 2010)
Long Punt Return	17	KERLEY, Jeremy, at TCU (Oct 16, 2010)
Long Kickoff Return	67	Williams, K., at Utah State (Oct 01, 2010)
Tackles	14	Foster, Mason, vs Washington (Sep 04, 2010)
Sacks	2.0	Jenkins, B., at Florida State (Sep 18, 2010)
	2.0	BURRIS, Miles, vs San Diego State (Oct 09, 2010)
Tackles For Loss	2.0	Jenkins, B., at Florida State (Sep 18, 2010)
	2.0	Dawkins, E., at Florida State (Sep 18, 2010)
	2.0	BURRIS, Miles, vs San Diego State (Oct 09, 2010)
Interceptions	1	REMBERT, Reggie, at Air Force (Sep 11, 2010)
	1	Rhodes, X., at Florida State (Sep 18, 2010)
	1	Randle, Chris, at Utah State (Oct 01, 2010)
	1	Coleman, Rajric, at Utah State (Oct 01, 2010)
	1	MCFADDEN, Leon, vs San Diego State (Oct 09, 2010)
	1	JOHNSON, Tejay, at TCU (Oct 16, 2010)
	1	CARDER, Tank, at TCU (Oct 16, 2010)
	1	LEWIS, Keith, vs Wyoming (Oct 23, 2010)

2010 BYU Cougars
BYU Cougars Game Superlatives (as of Oct 31, 2010)
All games

OPPONENT TEAM GAME HIGHS

Rushes	65	at Air Force (Sep 11, 2010)
Yards Rushing	409	at Air Force (Sep 11, 2010)
Yards Per Rush	6.3	at Florida State (Sep 18, 2010)
TD Rushes	4	at Air Force (Sep 11, 2010)
Pass attempts	39	vs Washington (Sep 04, 2010)
Pass completions	24	at TCU (Oct 16, 2010)
Yards Passing	273	at TCU (Oct 16, 2010)
Yards Per Pass	14.8	at Utah State (Oct 01, 2010)
TD Passes	4	at TCU (Oct 16, 2010)
Total Plays	79	vs Nevada (Sep 25, 2010)
Total Offense	477	at Air Force (Sep 11, 2010)
Yards Per Play	6.6	at Florida State (Sep 18, 2010)
Points	35	at Air Force (Sep 11, 2010)
Sacks By	8	at Florida State (Sep 18, 2010)
First Downs	23	vs Nevada (Sep 25, 2010)
	23	at TCU (Oct 16, 2010)
Penalties	12	at Utah State (Oct 01, 2010)
Penalty Yards	125	at Air Force (Sep 11, 2010)
Turnovers	2	vs Nevada (Sep 25, 2010)
Interceptions By	2	at Utah State (Oct 01, 2010)
	2	at TCU (Oct 16, 2010)

2010 BYU Cougars
BYU Cougars Red-Zone Results (as of Oct 31, 2010)
All games

BYU Cougars Inside Opponent Red-Zone

Date	Opponent	Score	Times In RZ	Times Scored	Total Pts	Rush TDs	Pass TDs	FGs Made	Failed to score inside RZ						
									FGA	Down	Int	Fumb	Half	Game	
Sep 04, 2010	WASHINGTON	W 23-17	3	3	14	1	0	1	2	0	0	0	0	0	0
Sep 11, 2010	at Air Force	L 14-35	2	2	14	2	2	0	0	0	0	0	0	0	0
Sep 18, 2010	at Florida State	L 10-34	2	2	10	1	0	1	1	0	0	0	0	0	0
Sep 25, 2010	NEVADA	L 13-27	5	3	13	1	1	0	2	0	1	0	0	1	0
Oct 01, 2010	at Utah State	L 16-31	3	3	16	2	2	0	1	0	0	0	0	0	0
Oct 09, 2010	SAN DIEGO STATE	W 24-21	5	4	24	3	3	0	1	0	0	1	0	0	0
Oct 16, 2010	at TCU	L 3-31	1	1	3	0	0	0	1	0	0	0	0	0	0
Oct 23, 2010	WYOMING	W 25-20	4	3	20	3	2	1	0	1	0	0	0	0	0
Totals			25	21	114	13	10	3	8	1	1	1	0	1	0
21 of 25 (84.0%)															

Opponents Inside BYU Cougars Red-Zone

Date	Opponent	Score	Times In RZ	Times Scored	Total Pts	Rush TDs	Pass TDs	FGs Made	Failed to score inside RZ						
									FGA	Down	Int	Fumb	Half	Game	
Sep 04, 2010	WASHINGTON	W 23-17	2	2	14	2	1	1	0	0	0	0	0	0	0
Sep 11, 2010	at Air Force	L 14-35	3	2	14	2	2	0	0	0	0	0	0	1	0
Sep 18, 2010	at Florida State	L 10-34	6	5	27	3	2	1	2	1	0	0	0	0	0
Sep 25, 2010	NEVADA	L 13-27	4	4	24	3	2	1	1	0	0	0	0	0	0
Oct 01, 2010	at Utah State	L 16-31	4	4	24	3	3	0	1	0	0	0	0	0	0
Oct 09, 2010	SAN DIEGO STATE	W 24-21	2	2	14	2	0	2	0	0	0	0	0	0	0
Oct 16, 2010	at TCU	L 3-31	2	2	10	1	0	1	1	0	0	0	0	0	0
Oct 23, 2010	WYOMING	W 25-20	1	1	7	1	0	1	0	0	0	0	0	0	0
Totals			24	22	134	17	10	7	5	1	0	0	0	1	0
22 of 24 (91.7%)															

2010 BYU Cougars
BYU Cougars By-Quarter Statistics (as of Oct 31, 2010)
All games

3rd-Down Conversions

Date	Opponent	Score	Overall		1st Qtr		2nd Qtr		3rd Qtr		4th Qtr		Overtime	
Sep 04, 2010	WASHINGTON	W 23-17	5-16	31.2	1-5	20.0	1-4	25.0	3-5	60.0	0-2	0.0		
Sep 11, 2010	at Air Force	L 14-35	6-15	40.0	4-5	80.0	0-3	0.0	1-3	33.3	1-4	25.0		
Sep 18, 2010	at Florida State	L 10-34	4-15	26.7	0-2	0.0	3-6	50.0	0-2	0.0	1-5	20.0		
Sep 25, 2010	NEVADA	L 13-27	5-15	33.3	2-3	66.7	0-4	0.0	2-4	50.0	1-4	25.0		
Oct 01, 2010	at Utah State	L 16-31	8-18	44.4	1-4	25.0	3-6	50.0	2-4	50.0	2-4	50.0		
Oct 09, 2010	SAN DIEGO STATE	W 24-21	12-19	63.2	4-5	80.0	4-6	66.7	2-4	50.0	2-4	50.0		
Oct 16, 2010	at TCU	L 3-31	3-14	21.4	0-3	0.0	1-3	33.3	2-5	40.0	0-3	0.0		
Oct 23, 2010	WYOMING	W 25-20	5-13	38.5	2-3	66.7	3-6	50.0	0-2	0.0	0-2	0.0		
	BYU Cougars		48-125	38.4	14-30	46.7	15-38	39.5	12-29	41.4	7-28	25.0	0-0	0.0
	Opponents		53-120	44.2	13-26	50.0	13-30	43.3	12-30	40.0	15-34	44.1	0-0	0.0

4th-Down Conversions

Date	Opponent	Score	Overall		1st Qtr		2nd Qtr		3rd Qtr		4th Qtr		Overtime	
Sep 04, 2010	WASHINGTON	W 23-17	1-1	100.0	0-0	0.0	1-1	100.0	0-0	0.0	0-0	0.0		
Sep 11, 2010	at Air Force	L 14-35	1-2	50.0	1-1	100.0	0-0	0.0	0-0	0.0	0-1	0.0		
Sep 18, 2010	at Florida State	L 10-34	1-3	33.3	0-0	0.0	0-0	0.0	0-0	0.0	1-3	33.3		
Sep 25, 2010	NEVADA	L 13-27	1-4	25.0	0-0	0.0	1-2	50.0	0-1	0.0	0-1	0.0		
Oct 01, 2010	at Utah State	L 16-31	0-2	0.0	0-0	0.0	0-1	0.0	0-0	0.0	0-1	0.0		
Oct 09, 2010	SAN DIEGO STATE	W 24-21	1-1	100.0	1-1	100.0	0-0	0.0	0-0	0.0	0-0	0.0		
Oct 16, 2010	at TCU	L 3-31	0-2	0.0	0-0	0.0	0-0	0.0	0-1	0.0	0-1	0.0		
Oct 23, 2010	WYOMING	W 25-20	0-0	0.0	0-0	0.0	0-0	0.0	0-0	0.0	0-0	0.0		
	BYU Cougars		5-15	33.3	2-2	100.0	2-4	50.0	0-2	0.0	1-7	14.3	0-0	0.0
	Opponents		9-15	60.0	1-2	50.0	2-4	50.0	2-2	100.0	4-7	57.1	0-0	0.0

Time of Possession

Date	Opponent	Score	Overall	1st Qtr	2nd Qtr	3rd Qtr	4th Qtr	Overtime
Sep 04, 2010	WASHINGTON	W 23-17	32:12	10:07	7:18	8:24	6:23	
Sep 11, 2010	at Air Force	L 14-35	23:01	9:24	4:41	5:39	3:17	
Sep 18, 2010	at Florida State	L 10-34	25:54	5:37	9:15	6:30	4:32	
Sep 25, 2010	NEVADA	L 13-27	23:43	4:37	7:28	5:59	5:39	
Oct 01, 2010	at Utah State	L 16-31	26:35	7:15	7:33	6:30	5:17	
Oct 09, 2010	SAN DIEGO STATE	W 24-21	45:01	11:08	11:18	11:53	10:42	
Oct 16, 2010	at TCU	L 3-31	24:16	4:23	5:12	11:01	3:40	
Oct 23, 2010	WYOMING	W 25-20	33:25	8:42	10:25	6:38	7:40	
	BYU Cougars	Total	234:07	61:13	63:10	62:34	47:10	0:00
		Avg.	29:15	7:39	7:53	7:49	5:53	0:00
	Opponents	Total	245:53	58:47	56:50	57:26	72:50	0:00
		Avg.	30:44	7:20	7:06	7:10	9:06	0:00