



# BRIGHAM YOUNG UNIVERSITY 2010 COUGAR FOOTBALL

BYU Athletic Communications • 30 SFH • Provo, UT • (801) 422-8948 • Fax: (801) 422-0633 • www.byucougars.com  
Football SID • Brett Pyne • brett\_pyne@byu.edu • (801) 367-1631 • Asst. Football SID • Jordan Christiansen • softball\_sid@byu.edu • (801) 717-5217

## 2010 SCHEDULE

DATE	OPPONENT	TIME/RESULT
Sept. 4	WASHINGTON	W, 23-17
Sept. 11	at Air Force	L, 35-14
Sept. 18	at Florida State	L, 34-10
Sept. 25	NEVADA	L, 27-13
Oct. 1	at Utah State	L, 31-16
Oct. 9	SAN DIEGO STATE	W, 24-21
Oct. 16	at No. 4/5 TCU	L, 31-3
Oct. 23	WYOMING	12 p.m. MT (The Mtn.)
Nov. 6	UNLV	12 p.m. MT (The Mtn.)
Nov. 13	at Colorado State	12 p.m. MT (The Mtn.)
Nov. 20	NEW MEXICO	4 p.m. MT (The Mtn.)
Nov. 27	at Utah	1:30 p.m. MT (The Mtn./CBS-C)

## 2010 QUICK FACTS

Location: Provo, Utah  
 Founded: Oct. 15, 1875  
 Elevation: 4,553 feet  
 Enrollment: 33,278  
 Nickname: Cougars  
 Mascot: Cosmo  
 Colors: Dark Blue and White  
 Stadium (capacity): LaVell Edwards Stadium (63,725)  
 Surface: Natural Grass  
 Conference: Mountain West Conference  
 President: Dr. Cecil O. Samuelson  
 Athletics Director: Tom Holmoe  
 Head Coach: Bronco Mendenhall (Oregon State, '88)  
 Seasons: 6  
 Career Record: 51-21 (.708)  
 Seasons at BYU: 6  
 Record at BYU: 51-21 (.708)  
 2009 Overall Record: 11-2  
 MWC Record: 7-1  
 Final Conference Finish: 2nd  
 First Year of Football: 1922  
 All-time Record: 507-380-26 (.570)  
 All-time Home Record: 275-129-6 (.677)  
 All-time Road Record: 210-231-19 (.479)  
 All-time Neutral Record: 23-20-1 (.534)  
 All-time MWC Record: 60-25 (.706)  
 All-time MWC Home Record: 30-12 (.714)  
 All-time MWC Road Record: 30-13 (.698)  
 Stadium Record: 202-64 (.758)  
 Stadium Record (since 1982 expansion): 133-42 (.759)  
 Stadium Record (since renaming in 2000): 42-16 (.719)  
 Conference Championships: 23  
 Bowl Game Appearances: 28  
 Last Bowl Appearance: 2009, Las Vegas Bowl  
 Letterwinners Returning/Lost: 45/29  
 Offensive Letterwinners Returning/Lost: 20/13  
 Defensive Letterwinners Returning/Lost: 23/15  
 Starters Returning/Lost: 12/12  
 Offensive Starters Returning/Lost: 6/5  
 Defensive Starters Returning/Lost: 6/7



Tradition Spirit Honor



# BYU VS. WYOMING



LaVell Edwards Stadium (63,725)  
Provo, Utah  
Oct. 23, 2010  
12:00 p.m. MT The Mtn.

## GAME INFORMATION

KICKOFF: 12 p.m. (MT)  
 SITE: LaVell Edwards Stadium (63,725)--Provo, UT  
 TELEVISION: The Mtn.  
 (James Bates, Todd Christensen, Toby Christensen)  
 RADIO: KSL-Radio; 1160 AM and 102.7 FM  
 (Greg Wrubell, Marc Lyons and Scott Johnson)  
 LIVE STATS: www.BYUCougars.com  
 THE SERIES: BYU leads, 43-30-3  
 LAST MEETING: BYU won, 52-0 (Nov. 7, 2009)



## ON THE TUBE

Saturday's game will be broadcast live to a national television audience on The Mtn. James Bates and Todd Christensen will be up in the booth while Toby Christensen will report from the sidelines.

## WHAT TO WATCH FOR

- BYU has won six-straight games against Wyoming, including eight in a row dating back to the late 1980s at LaVell Edwards Stadium. BYU head coach Bronco Mendenhall has never lost to the Cowboys, going 5-0. Since Mendenhall took over, BYU has outscored Wyoming 222-38, with 21 Wyoming points coming in 2005 alone. In those five wins, Wyoming has 17 turnovers to BYU's zero.

- In the last two meetings between BYU and Wyoming, the Cougars have outscored the Cowboys 96-0, including a 52-0 win in 2009 and a 44-0 victory in 2008. BYU forced nine turnovers in the two games while giving up zero.

- All five of Wyoming's losses have come against teams ranked in the Top 25 at some point this season (Texas, Boise State, Air Force, TCU and Utah). The Cowboys have played the fifth-toughest schedule in the nation, according to Sagarin computer ratings.

To compare, four of BYU's five losses (Florida State, Air Force, Nevada and TCU) have come to teams ranked this season. The Cougars have played the fourth-toughest schedule in the nation, also according to Sagarin.

- Freshman quarterback Jake Heaps will start his fourth game, tied for second-most among BYU freshman quarterbacks all-time. Heaps already owns BYU freshman records for most pass completions and pass attempts and is second for most wins and third for most passing yards.



# 2010 COUGAR FOOTBALL OPPONENT NOTES

## COWBOYS' 2010 SCHEDULE

Date	Opponent	Result
9/4	Southern Utah	W, 28-20
9/11	at No. 5 Texas	L, 34-7
9/18	No. 3 Boise State	L, 51-6
9/25	Air Force	L, 20-14
10/2	at Toledo	W, 20-15
10/9	at No. 5 TCU	L, 45-0
10/16	No. 11 Utah	L, 30-6
10/23	at BYU	
10/30	San Diego State	
11/6	at New Mexico	
11/13	at UNLV	
11/20	Colorado State	

## BYU VS. WYOMING SERIES RECORD

Year	Result	BYU	WYO
9-19-87	12-33, L	10-12-68	17-20, L
11-30-22	7-0, W	10-18-69	7-40, L
11-14-22	0-13, L	10-31-70	23-3, W
11-23-29	40-0, W	10-16-71	35-17, W
9-27-30	19-12, W	11-4-72	33-14, W
11-13-31	7-13, L	10-27-73	21-41, L
10-29-32	25-0, W	10-12-74	38-7, W
11-30-33	6-3, W	10-25-75	33-20, W
10-6-34	0-7, L	10-9-76	29-34, L
10-26-35	6-13, L	10-22-77	10-7, W
11-21-36	32-7, W	11-4-78	48-14, W
11-6-37	19-0, W	10-20-79	54-14, W
10-19-38	24-13, W	10-11-80	52-17, W
11-25-49	7-7, T	10-24-81	20-33, L
10-11-40	20-0, W	11-6-82	23-13, W
11-8-41	23-7, W	10-8-83	41-10, W
10-2-42	6-13, L	10-13-84	41-38, W
11-2-46	6-3, W	11-2-85	59-0, W
10-4-47	17-12, L	10-18-86	34-22, W
11-20-48	15-14, W	10-10-87	14-29, L
10-29-49	0-45, L	9-1-88	14-24, L
11-11-50	0-48, L	10-7-89	36-20, W
10-20-51	20-20, T	11-10-90	45-14, W
11-1-52	13-24, L	11-9-91	56-31, W
10-31-53	0-27, L	10-17-92	31-28, W
11-13-54	13-34, L	10-21-95	23-20, W
10-29-55	7-14, L	12-7-96	28-25, W
11-17-56	6-7, L	11-13-99	17-31, L
10-19-57	0-0, T	10-21-00	19-7, W
11-22-58	14-21, L	11-10-01	41-34, W
10-17-59	6-21, L	11-9-02	35-31, W
11-19-60	6-30, L	10-18-03	10-13, L
10-21-61	8-36, L	10-16-04	24-13, W
11-17-62	14-7, W	11-12-05	35-21, W
10-19-63	14-41, L	11-9-06	55-7, W
11-21-64	11-31, L	11-17-07	35-10, W
10-23-65	6-64, L	9-20-08	44-0, W
11-19-66	17-47, L	11-7-09	52-0, W
10-7-67	10-26, L		

Series: 43-30-3

## BYU VS. WYOMING SUPERLATIVES

**BYU Record in Provo:** 26-14-1  
**BYU Record in Laramie:** 16-16-2  
**BYU Record at Neutral Sites:** 1-0  
**BYU Record Under Mendenhall:** 5-0  
**BYU Record in Overtime Games:** 1-0  
**Longest BYU Win Streak:** 6 (2004-present)  
**Longest Wyoming Win Streak:** 7 (1963-69)  
**Largest BYU Margin of Victory:** 59, 59-0 in 1985  
**Largest Wyoming Margin of Victory:** 58, 64-6 in 1965  
**Most Points Scored by BYU:** 59 in 1985  
**Most Points Scored by Wyoming:** 64 in 1965



## THE BYU-WYOMING SERIES

BYU has simply dominated its series with Wyoming in recent memory. The Cowboys have not scored against the Cougars in the last nine-straight quarters of play. Since 2006, BYU has defeated Wyoming by an average score of 46.5-4.3 and outgained the Pokes in total yardage by an average of 464.5-225.3. The two teams challenged each other every year from 1929-1992 (excluding the war years) and every year since 1999, with the Cougars leading the series, 43-30-3 overall.

## LAST TIME: BYU 52, WYOMING 0 (2009)

LARAMIE, Wyo. (Nov. 7, 2009) – Highlighted by an impressive performance from quarterback Max Hall, No. 25 BYU dominated Wyoming 52-0 in Laramie to improve to 7-2 on the year and 4-1 in the Mountain West Conference.

Hall completed 20-of-22 passes for 312 yards and a season-high four touchdowns while rushing for an additional 30 yards in just over two quarters of action Saturday at War Memorial Stadium. His 90.9 percent completion percentage was just shy of the Steve Sarkisian's school-record 91.2 percent against Fresno State in 1995.

After missing the last four games due to injury, wide receiver McKay Jacobson made his presence known in his return, totaling 100 yards receiving, including a 79-yard touchdown reception. All-American tight end Dennis Pitta also set a school record by making a catch in 39 consecutive games, moving past former standout wide receiver Glen Kozlowski on BYU's all-time list.

The Cougars were dominating from the opening kickoff, scoring on all five first-half possessions while not allowing a Wyoming first down until the second quarter. In the first quarter, BYU totaled 175 yards of total offense to go up 10-0 while the Cougar defense held Wyoming without a single yard on its six offensive plays from scrimmage.

Running back J.J. Di Luigi was a top performer early for the Cougars, totaling 72 receiving yards on three catches in the first quarter. BYU opened the game with an 80-yard drive that was capped off with Hall finding Di Luigi down the right sideline for a 44-yard scoring play.

## WYOMING LAST TIME: UTAH 30, WYOMING 6

LARAMIE, Wyo. - Jordan Wynn passed for 230 yards and two touchdowns, Matt Asiata ran for 109 yards and No. 11 Utah remained unbeaten with a 30-6 win over Wyoming on Saturday.

The Utes were held below their 49-point scoring average mostly due to three interceptions thrown by Wynn, including two in the end zone. But they still had no problem with Wyoming.

The Utes (6-0, 3-0 Mountain West) now will be heavily favored next week against Colorado State before testing their BCS credentials against No. 23 Air Force, No. 4 TCU and Notre Dame.

Wyoming (2-5, 0-3) ended an eight-quarter scoring drought and scored its first fourth-quarter points this season when backup quarterback Dax Crum threw a 10-yard TD pass.

Quarterback Austyn Carta-Samuels, who missed last week's loss at TCU because of injury, passed for 84 yards and rushed for another 27 to lead a Wyoming offense that managed 183 yards. Cowboys safety Chris Proinski led the Wyoming defense with 12 tackles.

## BYU & WYOMING 2010 STATISTICS

	BYU	WYO
Points per Game	14.7	11.6
First Downs	132	83
Rushing Yardage per Game	132.3	68.9
Passing Yardage per Game	171.0	163.6
Total Offense per Game	303.3	232.4
Kick Return Average	22.5	20.3
Punt Return Average	8.8	8.5
Fumbles-Lost	11-4	10-4
Average Penalty Yardage per Game	35.0	35.4
Time of Possession per Game	28:40	27:42
Third-down Conversion Percentage	38%	27%
Fourth-down Conversion Percentage	33%	40%



# 2010 COUGAR FOOTBALL TEAM NOTES

## WEEKLY NATIONAL RANKINGS (OCT. 17)

### AP TOP 25

1. Oregon	6-0
2. Boise State	6-0
3. Oklahoma	6-0
4. TCU	7-0
5. Auburn	7-0
6. LSU	7-0
7. Alabama	6-1
8. Michigan State	7-0
9. Utah	6-0
10. Wisconsin	6-1
11. Ohio State	6-1
12. Stanford	5-1
13. Iowa	5-1
14. Nebraska	5-1
15. Arizona	5-1
16. Florida State	6-1
17. Oklahoma State	6-0
18. Missouri	6-0
19. South Carolina	4-2
20. West Virginia	5-1
21. Arkansas	4-2
22. Texas	4-2
23. Virginia Tech	5-2
24. Mississippi St.	5-2
25. Miami (FL)	4-2

Others receiving votes: USC 80, Kansas 40, Nevada 19, North Carolina 8, Northwestern 8, Hawaii 8, Michigan 7, Georgia Tech 5, Oregon State 3, North Carolina State 2, Baylor 2, East Carolina 1, Air Force 1, Kentucky 1, Washington 1

### USA TODAY POLL

1. Oregon	6-0
2. Boise State	6-0
3. Oklahoma	6-0
4. TCU	7-0
5. Auburn	7-0
6. LSU	7-0
7. Alabama	6-1
8. Michigan State	7-0
9. Utah	6-0
10. Ohio State	6-1
11. Wisconsin	6-1
12. Iowa	5-1
13. Nebraska	5-1
14. Stanford	5-1
15. Oklahoma State	6-0
16. Missouri	6-0
17. Florida State	6-1
18. Arizona	5-1
19. West Virginia	5-1
20. South Carolina	4-2
21. Arkansas	4-2
22. Texas	4-2
23. Virginia Tech	5-2
24. Mississippi St.	5-2
25. Miami (FL)	4-2

Others receiving votes: Northwestern 60, Kansas State 53, Nevada 28, Michigan 23, Hawaii 9, North Carolina 8, Georgia Tech 6, Air Force 5, East Carolina 4, Baylor 3, Navy 1



## BYU'S LAST OUTING

FORT WORTH, Tex. (Oct. 16, 2010) — No. 4 TCU earned a 31-3 home victory over BYU on Saturday at Amon G. Carter Stadium.

BYU's injury-riddled defense played well against TCU's high-scoring offense, but the hometown Horned Frogs used their No. 1-ranked defense to stifle the Cougar offensive attack and improve to 7-0 on the year. With the loss, BYU falls to 2-5 overall and 1-2 in the Mountain West Conference.

The BYU defense held strong against TCU, holding the Horned Frogs to some of their lowest offensive totals of the season. The Cougars held TCU to 108 rushing yards, the Horned Frogs' lowest total of the season and far below their season average of 278.7 yards per game, seventh-best in the country. BYU also kept TCU 100 total offensive yards below its season average.

The Cougars set their strong defensive tone in the first half, holding a TCU team averaging 279 yards on the ground per game to just 37 rushing yards on 21 carries in the opening 30 minutes. The Horned Frogs had trouble getting on the scoreboard as well until scoring two late touchdowns on back-to-back short field possessions in the final two minutes of the half.

Unfortunately for BYU, the Cougar offense could not get anything going against the nation's top defensive team, managing only one first down in the half and 13 total yards. TCU has led the NCAA in total defense each of the last two years and four times in the past 10 seasons.

## TOUGHEST SCHEDULE IN THE COUNTRY?

BYU's 2010 schedule has proved to be one of the toughest among all FBS schools and is ranked the 4th-toughest in the nation by the Sagarin ratings. Four of BYU's five losses this season have come to opponents ranked in the national polls this season, including Nevada and Air Force and currently ranked No. 16/17 Florida State and No. 4/4 TCU. Those four schools have a combined record of 20-4, with two of the losses coming to Oklahoma, currently ranked No. 3 in both polls.

## BYU, GEORGIA TECH ANNOUNCE SERIES

PROVO, Utah (October 18, 2010) — Brigham Young University and Georgia Tech today announced the schools have agreed to a four-game football series beginning with the 2012 season.

The Cougars and the Yellow Jackets are scheduled to meet at Bobby Dodd Stadium in Atlanta on Oct. 13, 2012 and Oct. 11, 2014. Two games are also scheduled for LaVell Edwards Stadium in Provo, on Oct. 12, 2013 and Oct. 14, 2017.

"This should be a great series for our football program," said BYU Director of Athletics Tom Holmoe. "As we fill our schedules for the coming years, we want to play storied football programs like Georgia Tech. It's a great opportunity for Cougar fans in the Southeast to see our football team play."

BYU and Georgia Tech have met twice previously, splitting a two-game series in 2002 and 2003. The Yellow Jackets defeated the Cougars 28-19 in Atlanta on Sept. 21, 2002, and BYU downed Georgia Tech 24-13 in the season opener the next year on Aug. 28, 2003 in Provo.

## OPPONENT SNAPSHOT

### THIS WEEK

TEAM	OPPONENT
Washington (3-3)	Oregon State (Oct. 16)
Air Force (5-2)	at San Diego State (Oct. 16)
Florida State (6-1)	Boston College (Oct. 16)
Nevada (6-1)	at Hawaii (Oct. 16)
Utah State (2-4)	Hawaii (Oct. 23)
San Diego State (4-2)	Air Force (Oct. 16)
TCU (7-0)	BYU (Oct. 16)
Wyoming (2-5)	Utah (Oct. 16)
UNLV (1-6)	at Colorado State (Oct. 16)
Colorado State (2-5)	UNLV (Oct. 16)
New Mexico (0-6)	San Diego State (Oct. 23)
Utah (6-0)	at Wyoming (Oct. 16)



# 2010 COUGAR FOOTBALL TEAM NOTES

## MENDENHALL VS. RANKED FOES

Under Bronco Mendenhall, BYU is 4-8 vs. ranked foes, with its wins being a 31-17 victory over No. 15 TCU on Sept. 28, 2006, and three wins in 2009: a 14-13 win over No. 3 Oklahoma on Sept. 5, a 26-23 win over No. 21 Utah on Nov. 28 and a 44-20 win over No. 18 Oregon State in the Las Vegas Bowl on Dec. 22.

## BYU VS. BCS AQS

With its win against Washington in this year's season opener, BYU has defeated a team from a BCS automatic-qualifying conference five-straight years, the third-longest streak in the nation. The Cougars have defeated at least one AQ school 14 of the past 15 years dating back to 1996.

## DON'T LOOK BACK

In the Bronco Mendenhall era, BYU is 44-4 when leading at halftime and 44-1 when taking a lead into the fourth quarter. Mendenhall's teams have won 28-straight games when leading by at least 14 points at the halftime break, 75 overall as a team. The last time BYU lost a game after leading by at least 14 points at the half was on Oct. 10, 1987 when it lost 29-27 in its homecoming game against Wyoming.

## TEAM CAPTAINS

BYU head football coach Bronco Mendenhall announced team captains for the 2010 season as well as several personnel notes entering the first week of the season.

Senior safety Andrew Rich and junior offensive tackle Matt Reynolds have been selected to serve as team captains. Both Rich and Reynolds have played in all 26 games the past two seasons and enter their third year as a starter for the Cougars.

Rich has started in 16 games and earned All-MWC Second Team honors in 2009. He is a 2010 Lott Trophy Award candidate. Reynolds has started all 26 games of his career and is a preseason All-American, Lombardi Trophy and Outland Trophy candidate in 2010. He was a Freshman All-American in 2008 and a CFN All-Sophomore selection in 2009 while earning first-team all-conference accolades.

BYU has also tabbed a special team captain for several games this year with holder Matt Marshall named captain against Washington while Riley Stephenson was a captain at Air Force.

## MOVE FORWARD, NOT BACKWARD

As a team, the Cougars are one of the least penalized squads in the nation, averaging just 4.86 penalties per game, tied for 14th among all FBS schools and third in the MWC. BYU's average of 35.0 penalty yards per game is 8th in the nation and the best in the conference. Against Nevada, BYU had one turnover for minus-five yards.

## CHAMBERS SUSPENDED FROM TEAM

PROVO, Utah (Oct. 18, 2010) — BYU head football coach Bronco Mendenhall today announced that junior wide receiver O'Neill Chambers has been suspended indefinitely for disciplinary reasons and will not participate with the team for the remainder of the 2010 season.

Chambers appeared in five of BYU's seven games this season, missing two games for a prior disciplinary suspension. In addition to five receptions for 48 yards as a receiver, Chambers totaled 316 yards on 15 kick returns and 45 yards on five punt returns.

## YOUNG (NOT STEVE)

BYU's young, injury-riddled team this year has had 22 different players without prior starting experience start a game this season. On defense, 13 different players have started for the first time while on offense nine players have made their first-ever starts (see page 25).

The Cougars have played 17 freshmen this season, six of whom have started at least one game this year. True freshman quarterback Jake Heaps, running back Joshua Quezada and wide receiver Cody Hoffman have become regular starters on the offensive side of the ball while four freshman tight ends have caught at least one pass while rotating responsibilities.

## YOU CAN'T HAVE IT

The BYU offense held the ball for a whopping 45:01 in its game against San Diego State, holding the Aztecs to 14:59 time of possession, all Mountain West Conference records. The Cougars' opening drive of the game lasted 8:28, going 19 plays and covering 78 yards for a touchdown, BYU's longest drive of the season. SDSU had just one drive lasting over three minutes, with 9-of-12 Aztec drives lasting less than two minutes. BYU held the ball for at least 10 minutes each quarter of the game.

## AWARD WATCH

Based on their performances, Cougars accumulate weekly awards from the Mountain West Conference:

PLAYER	AWARD	GAME	WEEK
Riley Stephenson	MWC Special Teams Player of the Week	Washington	Sept. 5
Riley Stephenson	College Football Performance Awards HM	Utah State	Oct. 1



## FLAG BEARER

BYU has a tradition of selecting a player before each game to run the team flag onto the field. In 2008, the team implemented a new tradition—an alumni flag. The team selects a former Cougar to carry out the alumni flag, along with the chosen current player who runs out with the current team flag. Both flags are white with a blue "Y" logo. The team flag has been signed by each member of the team, while the alumni flag has been signed by former BYU players. Their signatures reflect their commitment to uphold the tradition, spirit and honor of the BYU football program and to be a flag bearer of the University.

GAME	ALUMNI FLAG BEARER	TEAM FLAG BEARER
Washington	Jim McMahon	Jordan Pendleton
Air Force	Rob Morris	Nick Alletto
Florida State	Shad Hansen	Brandon Bradley
Nevada	Danny Plater	McKay Jacobson
Utah State	Colby Bockwoldt	Vic So'oto
San Diego State	Chris Farasopoulos, Ken Serck	Jason Speredon
TCU	Travis Bright	Landon Jaussi



# 2010 COUGAR FOOTBALL TEAM NOTES

## 2010 BYU FOOTBALL FIRESIDES

BYU head coach Bronco Mendenhall, his wife, Holly, and members of the BYU football team will participate in an hour-long devotional prior to eight football games this season.

These devotionals will be conducted prior to all road games as well as the Washington and San Diego State home games. They are referred to as "firesides" and are intended to help players, coaches, and those who attend strengthen or gain a knowledge of our purpose here on earth.

"The firesides have been a way for us to make a very clear statement of what our priorities are, or should be," Mendenhall says. "Football is simply the vehicle we use to help others come to a knowledge of what really brings joy and happiness to our lives. Football is not the priority. Some people don't understand that. These firesides are a way for all of us to help consider our priorities through understanding the purpose of life."

## 2010 FIRESIDE SCHEDULE

Friday, Sept. 3 (Washington)  
Pleasant Grove North Field Stake Center  
2195 Canyon Road  
Pleasant Grove, UT 84062

Friday, Sept. 10 (Air Force)  
Colorado Springs Stake Center  
155 Pine Avenue  
Colorado Springs, CO 80906

Friday, Sept. 17 (Florida State)  
Tallahassee Stake Center  
312 Stadium Drive  
Tallahassee, FL 32303

Thursday, Sept. 30 (Utah State)  
Logan Utah East Stake Center  
1450 E 1500 N  
Logan, UT 84341

Friday, Oct. 8 (San Diego State)  
Provo Wasatch (Tongan) Stake Center  
1625 South Slate Canyon Drive  
Provo, UT 84606

Friday, Oct. 15 (TCU)  
Colleyville Texas Stake Center  
500 West McDonwell School Road  
Colleyville, TX 76034

Friday, Nov. 12 (Colorado State)  
Fort Collins Stake Center  
600 E. Swallow Road  
Fort Collins, CO 80525

Friday, Nov. 26 (Utah)  
Salt Lake Ensign Stake Center  
135 A Street  
Salt Lake City, UT 84103

## CURRENTLY SERVING MISSIONS...

There are 51 members of the BYU football program currently serving two-year church missions in 16 different countries, including Argentina, Bulgaria, Chile, Democratic Republic of Congo, Costa Rica, Ghana, Guatemala, Japan, the Marshall Islands, Mexico, New Zealand, Panama, Philippines, Russia, South Africa and the United States. Members of the BYU football program who are currently serving missions cover six of the globe's seven continents and speak a total of eight different foreign languages, including Bulgarian, Japanese, Marshallese, Portuguese, Russian, Spanish and Tagalog.

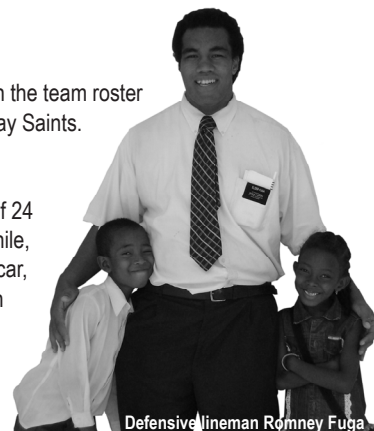
## SERVED MISSIONS...

Junior defensive lineman Romney Fuga, is one of 74 players (62 percent) on the team roster who has served a church mission for The Church of Jesus Christ of Latter-day Saints. Fuga returned home from a mission to Madagascar in the summer of 2009.

Current members of the BYU football team have served missions in a total of 24 countries and one territory, including Argentina, Australia, Brazil, Canada, Chile, Colombia, Costa Rica, England, Germany, India, Jamaica, Japan, Madagascar, Mozambique, New Zealand, Philippines, Puerto Rico, Russia, Samoa, South Africa, Spain, Sweden, Taiwan, and the United States.

Current members of the BYU football team have served missions in 18 different states, including Alabama, California, Colorado, Connecticut, Florida, Maryland, Minnesota, Missouri, Nevada, New York, North Carolina, Oklahoma, Oregon, Pennsylvania, Tennessee, Texas, Virginia and Washington.

Overall, 54 current members of the BYU football team speak a total of 17 different foreign languages and dialects, including Fante, French, Haitian Creole, German, Hawaiian, Jamaican Patois, Japanese, Korean, Malagasy, Mandarin Chinese, Portuguese, Russian, Samoan, Spanish, Tagalog, Tongan and Twi.



Defensive lineman Romney Fuga

## WHAT IS A MISSION?

\* The Church's missionary program is one of its most recognized characteristics. Mormon missionaries can be seen on the streets of hundreds of major cities in the world as well as in thousands of smaller communities.

\* The missionary effort is based on the New Testament pattern of missionaries serving in pairs, teaching the gospel and baptizing believers in the name of Jesus Christ (see, for example, the work of Peter and John in the book of Acts).

\* More than 50,000 missionaries are serving missions for The Church of Jesus Christ of Latter-day Saints at any one time. Most are young people under the age of 25, serving in nearly 350 missions throughout the world.

\* Missionaries can be single men between the ages of 19 and 25, single women over the age of 21 or retired couples. Missionaries work with a companion of the same gender during their mission, with the exception of couples, who work with their spouse. Single men serve missions for two years and single women serve missions for 18 months.

\* Missionaries receive their assignment from Church headquarters and are sent only to countries where governments allow the Church to operate. Missionaries do not request their area of assignment and do not know beforehand whether they will be required to learn a language.

\* Prior to going to their assigned area, missionaries spend a short period of time at one of 15 missionary training centers throughout the world. There they learn how to teach the gospel in an orderly and clear way and, if necessary, they begin to learn the language of the people they will be teaching. The largest training center is in Provo, Utah, with additional centers in Argentina, Brazil, Chile, Colombia, Dominican Republic, England, Ghana, Guatemala, Mexico, New Zealand, Peru, the Philippines, South Africa and Spain.

\* Male missionaries are addressed with the title "Elder" and women are addressed with the title "Sister."

\* A typical missionary day begins by waking at 6:30 a.m. for personal study. The day is spent proselytizing by following up on appointments, visiting homes or meeting people in the street or other public places. Missionaries end their day by 10:30 p.m.

\* In some parts of the world, missionaries are sent only to serve humanitarian or other specialized missions. Those missionaries do not proselytize.

\* Missionary work is voluntary. Missionaries fund their own missions — except for their transportation to and from their field of labor — and are not paid for their services.

\* Contacts with family and friends during this time of service are limited to letters and occasional phone calls to family at special times. Missionaries avoid entertainment, parties or other activities common to this age-group as long as they are on their missions, so they can focus entirely on the work of serving and of teaching others the gospel of Jesus Christ.



# 2010 COUGAR FOOTBALL

## TEAM NOTES

### BEST IN THE MOUNTAIN WEST

Since the Mountain West Conference was formed in 1999, BYU has posted a record of 59-24 against league opponents, marking the most wins of any other conference opponent. The Cougars have also won a league-best (tied) four MWC titles (1999, 2001, 2006 and 2007). Listed below is the all-time MWC standings:

TEAM	W	L	PCT.
BYU	60	25	.711
Utah	59	26	.690
Air Force	45	40	.529
Colorado State	42	43	.488
New Mexico	41	43	.488
TCU	36	7	.833
San Diego State	30	53	.361
UNLV	23	62	.274
Wyoming	24	61	.286

(Through games as of Oct. 10, 2010)

### 2010 MWC STANDINGS

TEAM	MWC	OVERALL
TCU	3-0	7-0
Utah	3-0	6-0
Air Force	3-1	5-1
San Diego State	1-1	3-2
BYU	1-2	2-5
Colorado State	1-2	2-5
UNLV	1-2	1-6
New Mexico	0-2	0-6
Wyoming	0-3	2-5

### HOLY MATRIMONY

BYU has long held the distinction of having the most married players of any other school in the country. This year is no exception. BYU has 31 players who are married, seven of whom have children: Nick Alletto, Alani Fua, Brandon Bradley, Spencer Hafoka, Shane Hunter, Aveni Leung-Wai and Jason Speredon.

### A FAMILY TRADITION

Several members of the football team have a relative currently or formerly involved with BYU Athletics. The following is a list of players and their relative(s):

PLAYER	RELATIVE (RELATION)	SPORT	
Nick Alletto	Dan Alletto (brother)	Football	
	Terrance Alletto (brother)	Football	
Famika Anae	Robert Anae (father)	Football	
	Famika Anae, Sr. (grandfather)	Football	
	Brad Anae (uncle)	Football	
	Mike Mills (grandfather)	Football	
Luke Ashworth	Mike Mills (grandfather)	Football	
Jordan Atkinson	Dave Atkinson (father)	Football	
	Chick Atkinson (grandfather)	Football (head coach)	
	Chuck Cutler (father)	Football	
Dallin Cutler	Kevin Doman (father)	Football	
	Brandon Doman (uncle)	Football	
D.J. Doman	Cliff Doman (uncle)	Football	
	Rex Doman (2nd cousin)	Football	
	Sam Doman (2nd cousin)	Football	
	Shawn Doman (2nd cousin)	Football	
	Matthew Edwards	LaVell Edwards (grandfather)	Football (head coach)
		John Edwards (father)	Track
		Sarah Edwards (sister)	Track, Cross Country
		Jim Edwards (uncle)	Football
	Landon Fowler	Blaine Fowler (father)	Football
		Kellen Fowler (brother)	Football
Danny Frazier (father)		Football	
Jameson Frazier	Erik and Mark (brothers)	Football	
Ryan Freeman	Saia Hafoka (brother)	Football	
Spencer Hafoka	Brock Hansen (brother)	Football	
Braden Hansen	Danny Hansen (uncle)	Football	
	Jim Herrmann (father)	Football	
Cole Herrmann	Hally Jacobson (mother)	Cheerleading	
McKay Jacobson	Jeniel Jacobson (sister)	Cheerleading	
Josh Marquardt	Michael and Daniel (brothers)	Football	
Carter Mees	Mike Mees (father)	Football	
Zed & Zeke Mendenhall	Paul Mendenhall (great uncle)	Football	
	Mat Mendenhall (2nd cousin)	Football	
	Bronco Mendenhall (2nd cousin)	Football (head coach)	
	Chris Muehlmann (brother)	Football	
	Matt Payne (brother)	Football	
Mike Muehlmann	Kirk Pendleton (father)	Football	
Mitch Payne	Lance Jr. and Dallas (brothers)	Football	
Jordan Pendleton	Lance Reynolds (father)	Football	
Matt & Houston Reynolds	Brock Richardson (brother)	Football	
Jordan Richardson	Casey Thurston (sister)	Volleyball	
Jason Speredon	Aaron Wagner (brother)	Football	
Jadon Wagner			

### BAND OF BROTHERS...LITERALLY

The Cougars have used the motto "Band of Brothers" for several years, but this year the team took that quite literally. There are currently five pairs of brothers on the team, as well as five other sets consisting of one current player and one missionary who will return to play at BYU.

#### Both Current Players

Rhen & Terence Brown  
Zed & Zeke Mendenhall  
Houston & Matt Reynolds

#### One Current Player & One Missionary

Nick & Terrance Alletto  
Marcus & Mitch Mathews  
Zed & Zeke & Zane Mendenhall



# 2010 COUGAR FOOTBALL

## LAVELL EDWARDS STADIUM

### HOME FIELD DOMINANCE

Since it was built in 1964, the Cougars have fielded several dominating teams. Last season, BYU averaged 29.33 points per game at home. The Cougars have not had a negative points per game margin for the past six seasons, including all five years of head coach Bronco Mendenhall's tenure. In 2006, a 35.16-point differential was a BYU record in scoring margin in the stadium's 46-year history (and the program's 85-year history):

Year	BYU ppg.	Opp. ppg.	Margin of Difference
2010	20.00	21.67	-1.67!
2009	29.33	29.33	0.00!
<b>2008</b>	<b>41.33</b>	<b>11.17</b>	<b>+30.16!</b>
2007	28.67	11.33	+17.33!
<b>2006</b>	<b>47.16</b>	<b>12</b>	<b>+35.16!</b>
2005	36.33	29.5	+6.83!
2004	22.83	22.16	+0.67#
2003	12.16	27.66	-15.5#
2002	27.5	23	+4.5#
2001	53.16	27.33	+25.83#
2000	24.5	16.83	+7.67^
1999	31.83	25.66	+6.17^
1998	35.33	15.5	+19.83^
1997	28.83	24.83	+4.00^
1996	42.71	15.57	+27.14^
1995	28.33	23	+5.33^
1994	29.66	25.83	+3.83^
1993	35.66	30.66	+5.00^
1992	29.83	18.66	+11.17^
1991	38.16	18.66	+20.6^
1990	48.66	23.5	+25.16^
1989	47.5	32.83	+14.67^
<b>1988</b>	<b>42.33</b>	<b>10.16</b>	<b>+32.17^</b>
1987	28.66	22	+6.66^
1986	29	15.66	+13.34^
1985	34.66	13.16	+21.5^
1984	40	15.16	+24.84^
1983	41	19.2	+21.8^
1982	38.4	20.6	+17.8^
1981	41	25.4	+15.6^
<b>1980</b>	<b>49.5</b>	<b>16.16</b>	<b>+33.34^</b>
<b>1979</b>	<b>40.6</b>	<b>6.4</b>	<b>+34.2^</b>
1978	30.4	9.4	+21.0^
1977	39	13.6	+25.4^
1976	43.66	22.16	+21.5^
1975	27.2	21.6	+5.6^
1974	31.6	15	+16.6^
1973	30.83	20	+10.83^
1972	24.4	25.6	-1.2^
1971	20.75	18	+2.75*
1970	12.6	14.8	-2.2*
1969	24.4	15	+9.4*
1968	16.4	32	-15.6*
1967	37.8	13.6	+24.2*
1966	27.66	20.16	+7.5*
1965	25.5	16.5	+9.0*
1964	23.4	15.8	+7.6*

Bold indicates 30 or greater point advantage.  
 \* Tommy Hudspeth coached teams  
 ^ LaVell Edwards coached teams  
 # Gary Crowton coached teams  
 ! Bronco Mendenhall coached teams

### LAVELL EDWARDS STADIUM

LaVell Edwards Stadium, with its 63,725-seat capacity, is home to BYU football. Originally Cougar Stadium, it was built in 1964 and seated 45,000. It was expanded in 1982 to seat 65,000 in permanent seats before official capacity became 64,045 after refurbishing the middle of the east section. Beginning in 2010, Edwards Stadium official capacity became 63,275 after seating was removed to allow for additional wheelchair access.

- Record:** 202-64 (.758)
- Stadium Record (since 1982 expansion):** 133-42 (.759)
- Stadium Record (since renaming in 2000):** 42-16 (.719)
- Last Six Home Games:** 4-2 (.667) - 2009-10
- Last 12 Home Games:** 9-3 (.750) - 2008-10
- Last 18 Home Games:** 15-3 (.833) - 2007-10
- Last 24 Home Games:** 21-3 (.875) - 2006-10

### "FAN" TASTIC FANS

The attendance in BYU's 27-13 loss to Nevada was 61,471, ending a streak of 19-straight sell-outs at LaVell Edwards Stadium over the course of more than three complete seasons. The last time the stadium was not sold out was against New Mexico on Nov. 18, 2006 when 63,814 fans were in attendance—231 short of a sellout.

### TOP 10 EDWARDS STADIUM CROWD

In 2009, BYU hosted two of the top-ten crowds since LaVell Edwards Stadium was modified in 2003. The crowd of 64,641 at the TCU game ranks third, ranking behind the crowd of 65,251 for the 2004 game against Notre Dame and the 64,749 in attendance for the 2007 Utah game. The Cougars' overtime contest against Utah last season is currently tenth with 64,301 fans attending the game.





# 2010 COUGAR FOOTBALL OFFENSIVE NOTES

## EVERYWHERE

BYU junior running back JJ Di Luigi has accumulated the fifth-highest per-game all-purpose yardage average through seven games of any Cougar in the last decade:

2001	Luke Staley	174.7
2007	Harvey Unga	153.3
2006	Curtis Brown	145.3
2001	Margin Hooks	130.5
<b>2010</b>	<b>JJ Di Luigi</b>	<b>127.9</b>
2008	Austin Collie	118.9
2005	Curtis Brown	113.6
2002	Marcus Whalen	116.3
2004	Todd Watkins	101.0
2003	Reynaldo Braithwaite	107.4
2009	Harvey Unga	102.8
2000	Jonathan Pittman	66.7

## HOME BOYS

A majority of the BYU two-deep includes athletes who grew up in hometowns just a few miles from Provo. Wide receiver Luke Ashworth and offensive linemen brothers Matt and Houston Reynolds even went to high school in Provo at Timpview High. Others from Utah County include tight end Austin Holt from Orem, tight end Mike Muehlmann from American Fork and fullback Zed Mendenhall from Alpine.

Other Utahns on the depth chart include left guard Braden Hansen from Sandy, right guard Jason Speredon from West Valley City, right tackle Braden Brown from Salt Lake City, quarterback James Lark from St. George and running back Bryan Kariya from Kaysville.

## HE'S GOT YOUR BACK

BYU starting offensive lineman Matt Reynolds enters the year as a preseason All-American after being named to the All-MWC First Team and College Football News All-Sophomore Team First Team. A Lombardi and Outland Trophy candidate, the 6-foot-6, 322-pound junior has started every game for the Cougars the past two years and was named a team captain coming into 2010.

## TALE OF THE TAPE

BYU's starting five offensive linemen weigh in at an average 314 pounds and average 6-feet-5. In a season full of injuries for the Cougars, all five linemen have started every game of the season.

## PERSONAL PROPS

One Cougar set new career highs after BYU's 31-3 setback at TCU:

- Mike Hague: 2 receptions, 14 receiving yards

## RUN, THEN RUN AGAIN

The BYU offense compiled 62 rushing attempts for 271 yards against San Diego State, both new season highs. The Cougars' 62 rushing attempts are the most for the program since Nov. 23, 1996, when BYU rushed 63 times in a 37-17 win at Utah. It is also the 11th-highest number of carries by an FBS team this season. The last time BYU rushed for at least 270 yards as a team was last year against UNLV when the Cougars rushed for 291 yards. BYU's top three runners each set new career highs in rushing attempts and yards against the Aztecs.

## FIRST FRESHMAN RECORD FALLS

Freshman quarterback Jake Heaps broke the BYU freshman quarterback record for most pass completions, completing his 109th pass against TCU to pass Matt Berry's previous record. Against Wyoming, Heaps will start his fourth game, tied for second-most among BYU freshman quarterbacks all-time. Heaps already owns BYU freshman records for most pass completions and pass attempts and is second for most wins and third for most passing yards.

## HEAPS UP THE RANKS

After five games and two starts, true freshman quarterback Jake Heaps is making his mark on the BYU freshman quarterback charts:

Passing Yards		Pass Completions		Games Started	
1. Matt Berry	1,309	1. Jake Heaps	110	1. Matt Berry	6
2. Ty Detmer	1,252	2. Matt Berry	108	2. Jake Heaps	4
3. Jake Heaps	976			2. John Beck	4

## WHO NEEDS MARIO?

Junior running back JJ Di Luigi has led BYU in rushing six of the Cougars' seven games while also gaining the most receiving yards in three of the team's games. The junior currently leads the team in rushing yards, receiving yards and all-purpose yards and is second in scoring and total offense and fourth in kickoff returns.

Against SDSU, Di Luigi rushed for a career- and game-high 134 yards while averaging 6.1 yards on 22 carries in BYU's win. Di Luigi added 23 yards on three catches to total 157 all-purpose yards on the day—the third time this season he has totaled more yards than any other player on the field from either team. Di Luigi scored a 3-yard touchdown on BYU's opening drive converting one of his five first downs on the day with a critical 4-yard gain on a third-and-four play. On the day, he was a perfect 4-for-4 in converting third down opportunities. Di Luigi later ran for 40 yards on four carries to fuel BYU's fourth quarter touchdown. Di Luigi had two carries over 30 yards on the day, including a career-long 46-yard gallop.

## 2010 NATIONAL RANKINGS

### TEAM RANKINGS

Category	National Rank	Actual	National Leader	Actual	Conference Rank
TFL Allowed	T-42	5.14	Utah	2.50	5
Fumbles Lost	T-27	4.00	Oregon State	0.00	T-3
Red Zone Offense	T-43	.86	Memphis	1.00	T-3

### INDIVIDUAL RANKINGS

Category	Player	National Rank	Actual	National Leader	Actual	Conf. Rank
All-Purpose Runners	JJ Di Luigi	43	127.9	Doss (Indiana)	202.0	4
Rushing Yds/Game	JJ Di Luigi	55	74.14	James (Oregon)	169.6	5
Passing Comp/Game	Jake Heaps	T-69	15.7	Potts (Texas Tech)	31.5	4





# 2010 COUGAR FOOTBALL DEFENSIVE NOTES

## WHERE IN THE USA?

The defensive two-deep hail from all corners of the country. Players hail from Alaska, Arkansas, California, Florida, Georgia, Hawaii, Idaho, Nevada, Texas, Utah. One player, Jadon Wagner, is from Alberta, Canada.

## MAKING HISTORY

BYU senior safety Andrew Rich's 72 tackles through the first seven games of the season are the most in recent BYU history while the Cougar defense's 509 tackle total is good for third:

	Individual	Team
2010	Andrew Rich - 72	509
2009	Andrew Rich - 41	461
2008	Matt Bauman - 55	529
2007	Bryan Kehl - 53	484
2006	Cameron Jensen - 50	468
2005	Cameron Jensen - 45	494
2004	Cameron Jensen - 66	526
2003	Aaron Francisco - 65	488
2002	Paul Walkenhorst - 65	508
2001	Justin Ena - 56	502
2000	Justin Ena - 58	448

## A LONG ROAD

Defensive lineman Vic So'oto has come a long way to his spot in the starting lineup after originally joining the team in 2005. So'oto came in to the program as a tight end, playing in 11 games. After redshirting in 2006, So'oto enjoyed a sophomore season in which he saw action in all 13 games at both tight end and on special teams, grabbing 12 receptions for 124 yards.

It was after So'oto's sophomore year that the BYU coaching staff asked So'oto to switch sides of the ball, converting the tight end to a linebacker. Unfortunately, So'oto suffered a season-ending injury in just the second game of the season at Washington. After receiving an extra year of eligibility, So'oto returned in 2009, this time as a defensive lineman, backing up Mountain West Conference career sack leader Jan Jorgensen.

In 2010, So'oto has started every game and is seventh on the team in total tackles in addition to four tackles-for-loss, two sacks, three quarterback hurries and one interception.

## PERSONAL PROPS

A number of Cougars set new career highs after BYU's 31-3 setback at TCU:

- Andrew Rich: 10 solo tackles
- Carter Mees: 3 solo tackles, 3 total tackles
- Corby Eason: 1 sack
- Zeke Mendenhall: 2 solo tackles
- Vic So'oto: 4 solo tackles, 2.0 tackles-for-loss (tied)
- Shane Hunter: 1.5 tackles-for-loss
- Simote Ve'a: 1 assisted tackle, 1 total tackle

## SAME STARTERS

For the first time this season, the BYU defense started the same 11 players in back-to-back games versus San Diego State and TCU. Numerous injuries have been a key factor in the constant shakeup, with 13 players getting the first starts of their careers on the defensive side this year.

## RICH ROLLING

Senior and team captain Andrew Rich is ranked 9th in the nation with an average of 6.14 solo tackles per game and is tied for 18th in the nation in total tackles per game at 10.3, both marks good for first in the MWC. Rich, who has seen time at both safety positions this year, has led BYU in tackles games while battling various injuries. He totaled a career-high 14 tackles against both Air Force and Nevada and 13, including a career-high 10 solo tackles, against TCU. Rich, a former walk-on from Snow College, entered the 2010 season as the top returner on the team in solo tackles, assisted tackles, total tackles and interceptions.

## RESULTS WERE NEGATIVE

After holding San Diego State to minus-2 yards in the first half last week, the BYU defense held TCU to just 37 yards rushing on 21 carries in the first half. TCU's 108 yards rushing was easily the Horned Frogs lowest of the season, with the previous season low coming against SMU with 190 yards. TCU averaged 278.7 rushing yards a game coming in against BYU, good for 7th-best in the nation.

## STEPPING IN, STEPPING UP

Linebacker Jadon Wagner and safety Travis Uale totaled 10 tackles apiece at Utah State replacing regular starters James Frazier and Steven Thomas, respectively. The numbers were career highs for both defenders and the top two marks for the Cougars. The two players also started at TCU.

## TREE GROWS IN PROVO

Sophomore middle linebacker Brandon Ogletree started for the second time this season against San Diego State. Ogletree made a key interception on the first play of San Diego State's second possession, setting up BYU's second touchdown of the game after returning the pick 11 yards to the SDSU 24-yard line. In the fourth quarter, Ogletree twice made critical plays to help BYU maintain its advantage, first bringing down the MWC's leading rusher Ronnie Hillman for no gain on second-and-three; later, with SDSU trailing by only three with three minutes to go in the game, Ogletree broke up the SDSU third-and-10 pass attempt to force a punt and allow the Cougars to run out the clock for the win.

## MIGHTY HUNTER

Linebacker Shane Hunter led all players with a career-high 13 tackles against Utah State, including a BYU season-high 10 assisted tackles. Hunter has also come up with two of BYU's four turnovers created this season, recovering a fumble against Florida State and intercepting a pass at Air Force.

## 2010 NATIONAL RANKINGS

### TEAM RANKINGS

Category	National Rank	Actual	National Leader	Actual	Conference Rank
Passing Defense	41	194.9	Nebraska	117.0	5

### INDIVIDUAL RANKINGS

Category	Player	National Rank	Actual	National Leader	Actual	Conf. Rank
Solo Tackles/Game	Andrew Rich	T-9	6.14	Lemon (Okla. State)	8.67	1
Tackles/Game	Andrew Rich	T-18	10.29	Kuechly (Boston Coll.)	13.7	T-1
Forced Fumbles/Game	Andrew Rich	T-65	.29	Nix (Kent St)	.83	T-4



# 2010 COUGAR FOOTBALL SPECIAL TEAMS NOTES

## DISTANT COUSIN

Deep snapper Reed Hornung comes to BYU with a familiar family name. Paul Hornung, a former Notre Dame great, won the Heisman Trophy in 1956 and was known as one of the best all-around players in history, playing quarterback while also running, passing, blocking and tackling. An award given beginning this season is named in his honor and will be awarded to the best all-around player in college football. Reed and Paul are related -- Paul is Reed's father's second cousin.

## STEPHENSON NAMED MWC SPECIAL TEAMS PLAYER OF THE WEEK

COLORADO SPRINGS, Colo. – BYU's Riley Stephenson earned Mountain West Conference Special Teams Player of the Week honors for his performance in the Cougars' season-opening victory over Washington.

The sophomore punter/kicker helped BYU control the field-position battle in the Cougars' 23-17 win, making the Huskies start inside the 15-yard line on three of six punts and inside the 20 on three of five kickoffs. Stephenson's six punts tied a career high.

## HERE COMES THE BOOM

MWC honorable mention honoree Riley Stephenson returns at punter for BYU after a successful freshman campaign. Stephenson is known for his ability to place punts near the goalline, putting eight kicks inside the 20 last season. The sophomore can also boom kicks when needed, totaling eight punts over 50 yards in 2009, including a career-high and BYU bowl game record 60-yard punt against Oregon State in the Las Vegas Bowl.

## IT'S BEEN A WHILE

BYU has been unable to return a kickoff for a touchdown for 151 consecutive games. Mike Rigell was the last Cougar to accomplish the feat, turning in a 96-yard touchdown in a 31-9 victory at Hawaii on October 17, 1998.

The last time BYU returned a punt for a touchdown was back on Nov. 9, 2006 when freshman McKay Jacobson ran one back 77 yards against Wyoming at Edwards Stadium. Forty-nine games have passed since then.

## PAYNE SETS BYU RECORD

On his first of three PATs against San Diego State, senior kicker Mitch Payne passed former Cougar kicker Kurt Gunther (1980-82) for most PAT conversions in a career in BYU history, sending home his 163rd career conversion through the uprights. Payne is also currently 8 PAT attempts from passing Gunther's mark of 179 in the BYU record books. He is also 53 points away from scoring the most points of any Cougar player in BYU history, a record currently held by kicker Owen Pochman (1997-00) with 333 points.

In the MWC record books, Payne is 32 points away from passing his brother for first all-time in career kicking points. Payne kicked the third-most extra points in a season in MWC history in 2009 with 59 PATs. He also holds the MWC record for juniors for most PATs made in a game, converting eight against UNLV in 2009. With 59 PATs last season, Payne also became the BYU and Mountain West Conference career PATs made leader with 156, surpassing his brother Matt's record of 150 career PATs made.

## PERFECT PAYNE

Senior kicker Mitch Payne kicked a 27-yard field goal against TCU, keeping him perfect inside the 30-yard line in his career. Payne has made 23-of-23 attempts inside the 30, including 8-of-8 this season.

## STEPHENSON KICKS CAREER HIGH

BYU sophomore Riley Stephenson averaged 48.0 yards while punting a career-most seven times during BYU's game at TCU. He booted five of his seven punts more than 50 yards to help total a career-high 336 punting yards on the day. Two of his punts sailed a season-high 59 yards, one yard off his career mark, while he also had punts of 54, 53, and 50 yards.

## CHAMBERS SETS BYU CAREER RECORD

Junior kick returner O'Neill Chambers became the Cougars' all-time career leader in kickoff return yardage on Saturday against TCU, taking five returns a total of 112 yards to give him 1,612 on his career. Chambers passed Mike Rigell (1998-01) who had 1,545 career return yards.

## FALSLEV TAKES OFF

Freshman JD Falslev returned the first kickoff of his career 34 yards to the BYU 46-yard line, setting up the Cougars' first points of the game at Utah State. Falslev finished with three returns for 64 yards in his hometown of Logan.

## 2010 NATIONAL RANKINGS

### TEAM RANKINGS

Category	National Rank	Actual	National Leader	Actual	Conference Rank
Kickoff Ret. Defense	45	20.57	UAB	14.80	3
Punt Ret. Defense	47	7.83	Notre Dame	.50	3
Kickoff Returns	50	22.54	Utah	29.21	6
Punt Returns	50	8.85	Maryland	24.61	5

### INDIVIDUAL RANKINGS

Category	Player	National Rank	Actual	National Leader	Actual	Conf. Rank
Field Goals/Game	Mitch Payne	T-50	1.14	Hrapmann (S. Miss)	2.29	4
Punting Yards/Game	Riley Stephenson	53	41.34	Hankins (Arizona State)	48.5	4



# 2010 COUGAR FOOTBALL RECORD WATCH

## RECORDS TO WATCH

As the season continues, several current BYU and MWC records are in jeopardy of getting broken. Below is a list of records to keep an eye on throughout the remainder of the season.

	RECORD TO WATCH	ACTUAL	CURRENT HOLDER	CURRENT RECORD	DIFFERENCE
Mitch Payne	BYU Career PAT Conversions	165	Kurt Gunther (1980-82)	162	+3
	BYU Career PAT Attempts	172	Kurt Gunther (1980-82)	179	-7
	BYU Scoring	281	Owen Pochman (1997-00)	333	-52
	MWC Career Kicking Points	281	Matt Payne (2001-04)	312	-31
O'Neill Chambers	BYU Career Kickoff Return Yards	1,611	Mike Rigell (1998-01)	1,545	+66
	MWC Career Kickoff Return Yards	1,611	Javon Bouknight, Wyoming (2002-05)	2,016	-405
	MWC Career Kickoff Returns	64	Javon Bouknight, Wyoming (2002-05)	87	-18

## REWRITING THE RECORD BOOKS

As the 2009 season has come to an end, so have numerous BYU and MWC team and individual records. Below is a list of Cougars who have helped rewrite the record books last year.

	RECORD BROKEN	NEW RECORD	PRIOR HOLDER	PREV. RECORD	DIFFERENCE
Max Hall	BYU Career Quarterback Wins	32	Ty Detmer	29	+3
	MWC Career Total Offensive Yards	11,562	John Beck (2003-06)	11,060	+502
	MWC Career Passing Yards	11,365	John Beck (2003-06)	11,021	+344
	MWC Career Passing Touchdowns	94	John Beck (2003-06)	79	+15
	MWC Career 300-Yard Passing Games	20	John Beck (2003-06)	17	+3
	MWC 300-Yard Passing Games in a Season	8	Max Hall (2008)	7	+1
Jan Jorgensen	MWC Career Sacks	28.5	Jerry Hughes (2006-09)	28.5	0
	MWC Career Tackles for Loss	44	Chase Ortiz (2005-07)	41.5	+2.5
Dennis Pitta	BYU Career Tight End Receiving Yards	2,901	Gordon Hudson (1980-83)	2,484	+341
	BYU Career Tight End Receptions	221	Gordon Hudson (1980-83)	178	+36
	BYU Career Receptions	221	Austin Collie (2004, 2007-08)	215	+6
	NCAA Career Tight End Receiving Yards	2,901	Ibn Green (1996-99)	2,830	+71
Harvey Unga	BYU Career Rushing Yards	3,455	Curtis Brown (2002, 2004-06)	3,221	+234
	BYU Career Rush Attempts	696	Curtis Brown (2002, 2004-06)	641	+55



# 2010 COUGAR FOOTBALL COACHES NOTES

## TOP TEN ALL-TIME

BYU head coach Bronco Mendenhall's 49 wins through his first five seasons as an FBS head coach ties him for 10th all-time for best career starts by wins.

Coach, Team	W	L	T	Pct.
Walter Camp, Yale, Stanford	69	2	2	.959
George Woodruff, Penn	67	5	0	.931
Bob Pruett, Marshall	58	9	0	.866
*Bob Stoops, Oklahoma	55	11	0	.833
Pete Carroll, USC	54	10	0	.844
Larry Coker, Miami (FL)	53	9	0	.855
*Mark Richt, Georgia	52	13	0	.800
Barry Switzer, Oklahoma	51	5	2	.896
John Robinson, USC	50	8	2	.850
R.C. Slocum, Texas A&M	49	12	1	.798
Lloyd Carr, Michigan	49	13	0	.790
<b>*Bronco Mendenhall</b>	<b>49</b>	<b>15</b>	<b>0</b>	<b>.766</b>
Frank Solich, Nebraska	49	16	0	.754

\*active

Coach Mendenhall began the season as the fourth-winningest active coach by percentage with a minimum of five years at an FBS school.

Coach, Team	Yrs.	W	L	Pct.
1. Urban Meyer, Florida	9	96	18	.842
2. Bob Stoops, Oklahoma	11	117	29	.801
3. Mark Richt, Georgia	9	90	27	.769
<b>4. Bronco Mendenhall, BYU</b>	<b>5</b>	<b>49</b>	<b>15</b>	<b>.766</b>

## UP OR DOWN

Following is a break down of the BYU coaching staff's location during the game:

<b>In the Pressbox</b>	Lance Reynolds (RB)
	Kelly Poppinga (OLB)
<b>On the Field</b>	Bronco Mendenhall (HC)
	Robert Anae (OC)
	Brandon Doman (QB)
	Mark Weber (OL)
	Patrick Higgins (STC/WR)
	Paul Tidwell (ILB)
	Steve Kaufusi (DL)
	Nick Howell (DB)

## PROFESSIONAL EXPERIENCE

The BYU coaching staff has five members who have played football in the National Football League or the old USFL. Associate Head Coach Lance Reynolds was drafted by the Pittsburgh Steelers in 1978 and also played at Philadelphia. Offensive coordinator Robert Anae was drafted in the third round by the New Jersey Generals of the USFL. Quarterbacks coach Brandon Doman was drafted by the San Francisco 49ers in 2002 and also played with the Washington Redskins. Steve Kaufusi also has NFL experience. Kelly Poppinga played in the NFL in 2008, seeing time on three teams before going to Super Bowl XLIII with the Arizona Cardinals.

## BEST OF THE BUNCH

Following the 2004 season, Bronco Mendenhall was one of 13 men who received their first head football coaching job at the Football Bowl Subdivision (Division I-A) level. Of those 13 coaches, Bronco Mendenhall has compiled one of the best overall records to date. Following is a list of the coaches and their current records.

### HEAD COACH, SCHOOL

HEAD COACH, SCHOOL	RECORD
Kyle Whittingham, Utah	53-17
Bronco Mendenhall, BYU	51-20
Mike Gundy, Oklahoma State	42-27
Dave Wannstedt, Pittsburgh	38-29
Bill Cubit, Western Michigan	36-31
Skip Holtz, Eastern Carolina	Resigned Jan. 14, 2010
Charlie Weis, Notre Dame	Fired Nov. 30, 2009
Mark Snyder, Marshall	Resigned on Nov. 29, 2009
Mike Sanford, UNLV	Fired on Nov. 16, 2009
Shane Montgomery, Miami (OH)	Resigned on Nov. 29, 2008
Brent Guy, Utah State	Fired on Nov. 17, 2008
Greg Robinson, Syracuse	Fired on Nov. 17, 2008
Ed Orgeron, Mississippi	Fired on Nov. 24, 2007

## BYU COACHING STAFF

Head Coach/Defensive Coordinator	Bronco Mendenhall, 6th yr.
Assistant Head Coach/Running Backs	Lance Reynolds, 28th yr.
Offensive Coordinator	Robert Anae, 6th yr.
Quarterbacks	Brandon Doman, 6th yr.
Offensive Line	Mark Weber, 4th yr.
Wide Receivers/Special Teams Coordinator	Patrick Higgins, 6th yr.
Defensive Line	Steve Kaufusi, 9th yr.
Outside Linebackers	Kelly Poppinga, 2nd yr.
Inside Linebackers/Recruiting	Paul Tidwell, 10th yr.
Secondary	Nick Howell, 4th yr.
Head Strength and Conditioning	Jay Omer, 10th yr.

## BYU SUPPORT STAFF

Director of Football Operations	Duane Busby
Equipment Manager	Mick Hill
Head Trainer	Kevin Morris
Assistant Trainer	Jeff Hurst
Strength & Conditioning	Justin McClure
Graduate Assistant, Defense	Shaun Nua
Graduate Assistant, Offense	Kelly Bills
Intern, Defense	Jason Walker
Orthopedic Surgeon	Dr. Kirt Kimball
Team Physician	Dr. Mitch Pratte
Video Coordinator	Lane Olson
Assistant to Head Coach	Carey Hoki
Football Secretary	Shirley Johnson
High School Relations Coordinator	Patrick Hickman
Academic Coach	Jim Hamblin
Media Relations Director	Brett Pyne
Asst. Media Relations Director	Jordan Christiansen
Special Events Director	Larry Duffin
Ticket Manager	David Miles
Director, Photo Services	Mark Philbrick



# 2010 COUGAR FOOTBALL

## HEAD COACH BRONCO MENDENHALL



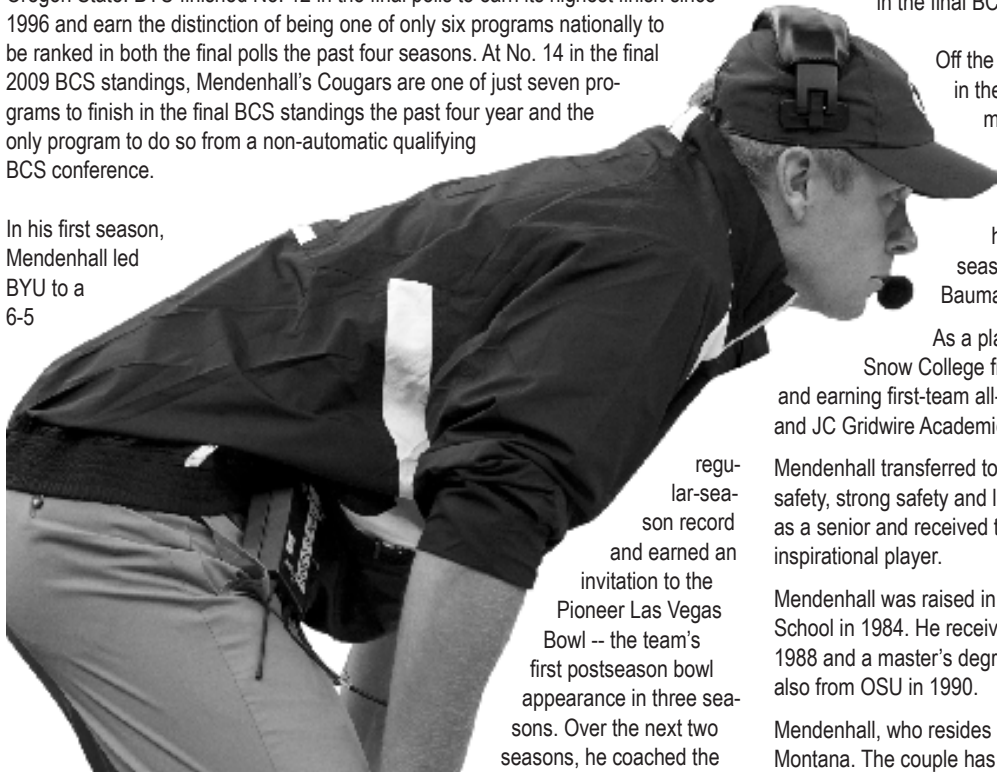
### BRONCO MENDENHALL SIXTH SEASON

During his first five seasons as the head coach at Brigham Young University, Bronco Mendenhall has returned the Cougars to the ranks of the nation's top teams. Taking over a BYU program in 2005 that was coming off three losing seasons, Mendenhall has guided his teams to five straight bowl invitations, two outright Mountain West Conference championships and consistent national top-25 rankings.

Under his leadership, the Cougars earned a 49-15 record in his first five years--the best record of any first-time head coach over the past five seasons and a mark topped by only 11 coaches overall. Mendenhall's .766 winning percentage entering the season ranked No. 4 among all active FBS head coaches with at least five years of experience. Mendenhall has led BYU to bowl wins in three of the last four years while achieving a 43-9 record in that span, a ledger topped by only four other teams--Boise State, Florida, Texas and Ohio State. In doing so, the Cougars have achieved four straight seasons with 10 or more wins for the first time in school history.

While recording an 11-2 record and 7-1 league mark, Mendenhall's 2009 team went 3-1 against ranked opponents, including a 14-13 season-opening win over No. 3 Oklahoma and a 44-20 season finale Maaco Bowl Las Vegas victory over No. 16 Oregon State. BYU finished No. 12 in the final polls to earn its highest finish since 1996 and earn the distinction of being one of only six programs nationally to be ranked in both the final polls the past four seasons. At No. 14 in the final 2009 BCS standings, Mendenhall's Cougars are one of just seven programs to finish in the final BCS standings the past four year and the only program to do so from a non-automatic qualifying BCS conference.

In his first season, Mendenhall led BYU to a 6-5



regular-season record and earned an invitation to the Pioneer Las Vegas Bowl -- the team's first postseason bowl appearance in three seasons. Over the next two seasons, he coached the

Cougars to back-to-back 11-win seasons and claimed consecutive MWC titles with a combined record of 16-0 against league opponents.

In 2008, BYU posted a 10-2 regular season to achieve three straight 10-win seasons for only the third time in school history. In doing so, Mendenhall's teams became the first in Cougar history to go unbeaten at home over three consecutive seasons.

The Cougars have received five straight bowl invitations for the first time since a string of 17 consecutive bowls invitations from 1978 through 1994. Mendenhall is the only coach in BYU football history to take his first five teams to a bowl game.

Following the 2006 season, Mendenhall was named the American Football Coaches Association Region IV Coach of the Year. In addition, Mendenhall was named by the Football Writers Association of America one of nine finalists for the prestigious Eddie Robinson Coach of the Year Award.

In 2007, BYU finished the season ranked No. 17 in the final BCS standings--three places higher than the 2006 Cougars. In the final polls of the season, BYU finished ranked 14th in both the Associated Press and USA Today Coaches Poll. Defensively, BYU ranked 9th in the nation, allowing just 18.5 points per game.

In 2008, BYU earned a spot in the national polls each week of the season, including a ranking as high as No. 7. With just two regular-season blemishes on its resume with road losses at No. 6 Utah and No. 11 TCU, BYU earned a No. 16 ranking in the final BCS standings and an invitation to the 2008 Las Vegas Bowl.

Off the field, BYU has had five Academic All-American citations in the past two seasons. In 2008, only Penn State (4) placed more student-athletes on the ESPN the Magazine Academic All-America First Team. Cougar starters David Oswald (offensive tackle), Matt Bauman (linebacker) and Kellen Fowler (safety) each earned the high honor as BYU had three first-teamers for the first time during the same season. In 2009, Scott Johnson earned first-team honors and Bauman was a second-team selection.

As a player, Mendenhall was a two-year starter at cornerback for Snow College from 1984-85, winning the NJCAA National Championship and earning first-team all-conference, all-region, second-team NJCAA All-America and JC Gridwire Academic All-America honors.

Mendenhall transferred to Oregon State and was a two-year starter, playing free safety, strong safety and linebacker for the Beavers. Mendenhall was a team captain as a senior and received the Leo Gribkoff Memorial Award, given to the team's most inspirational player.

Mendenhall was raised in Alpine, Utah, and graduated from American Fork High School in 1984. He received a bachelor's degree in education from Oregon State in 1988 and a master's degree in education with an emphasis in exercise physiology also from OSU in 1990.

Mendenhall, who resides in Alpine, Utah, is married to Holly Johnston of Missoula, Montana. The couple has three sons.

### Coaching Experience:

Oregon State (1989-90)  
Graduate assistant; defensive line

Snow College (1991-92)  
Defensive coordinator; secondary

Northern Arizona (1993-94)  
Secondary (1993)  
Co-defensive coordinator; secondary (1994)

Oregon State (1995-96)  
Defensive line (1995)  
Defensive coordinator; secondary (1996)

Louisiana Tech (1997)  
Secondary

New Mexico (1998-02)  
Defensive coordinator; secondary (1998-02)  
Assistant head coach (2002)

Brigham Young (2003-present)  
Head Coach (2005-present)  
AFCA Region 5 Coach of the Year (2006)  
MWC Coach of the Year (2006)  
Defensive coordinator (2003-04)  
BYU Cougar Club Assistant Coach of the Year (2003)



# 2010 COUGAR FOOTBALL MEDIA INFORMATION

## WEEKLY MEDIA BREAKFAST MONDAYS AT LEGENDS GRILLE



Head coach Bronco Mendenhall and selected players will participate in the weekly football media breakfast. The weekly

event will be held on Mondays throughout the season on the second floor of Legends Grille in the Student Athlete Building. Breakfast will be served at 9:30 a.m. and the press conference will begin promptly at 10:00 a.m. A partial transcript of Mendenhall's statements will be available on [www.byucougars.com](http://www.byucougars.com).

## COACH'S SHOWS ON KSL

**RADIO** - "BYU Football with Head Coach Bronco Mendenhall," Presented by University Parkway Ken Garff Dealers is broadcast Wednesday nights at 7:00pm from the President's Loge at LaVell Edwards Stadium. A live audience will be in attendance as Greg Wrubell and Coach Mendenhall, along with current and former players, discuss BYU Football and highlight its core pillars of "Tradition, Spirit and Honor."

**TELEVISION** - "BYU Football with Coach Bronco Mendenhall" Presented by Siegfried and Jensen can be seen Sunday nights during the season at 11:00pm. Greg Wrubell will host a fast-paced half hour featuring highlights, interviews, and exciting new features like "BYU X and O's," as Bronco Mendenhall takes viewers into the film room to discuss strategy, tactics and terminology. BYU's foundational values of "Tradition, Spirit and Honor" will be a weekly theme.

## STATIONS ON THE COUGAR SPORTS NETWORK INCLUDE:

**KMGR 95.9 FM**  
Manti, UT

**KUNF 1210 AM**  
St. George, UT

**KTHK 105.5 FM**  
Pocatello, Blackfoot, Idaho Falls, ID

**KIOV 1450 AM**  
Boise, ID

## MEDIA AVAILABILITY

Media access to conduct interviews will be provided on Monday, Tuesday and Wednesday each week as well as postgame interviews on game day. As a general rule the following schedule will be followed: Monday morning press conference (Coach Mendenhall and select players), Tuesday after practice (players and coaches) and Wednesday after practice (players and coaches). Practice sessions during the season are closed. Depending on circumstances such as classes, exams and other obligations or considerations, some players may not always be available during the specified media availability times. We will work to accommodate your interview needs whenever possible.

Coach Mendenhall and select players will participate each Monday morning at 10 a.m. MT in a weekly media breakfast press conference. Mendenhall is also available on the MWC teleconference call each Tuesday at 11 a.m. MT.

**Post-Game:** Following games, Coach Mendenhall, as well as selected players will be available for post-game interviews. For games at Edwards Stadium, Coach Mendenhall will participate in a post-game press conference, along with selected players. The BYU locker room is closed.

## ON THE AIR

The exclusive radio home of BYU Football and flagship of the Cougar Sports Network is KSL Newsradio in Salt Lake City. The "Voice of the Cougars" is Greg Wrubell, now in his 10th season as play-by-play commentator. A BYU alum, Wrubell is in his 19th year on the broadcast crew, having served as the sideline reporter before stepping into the booth.

Wrubell's on-air partner and game analyst is former Cougar quarterback Marc Lyons, who begins his 30th season on the BYU Football broadcasts. Former Cougar defensive back and 2009 team captain Scott Johnson makes his debut reporting from the sidelines, while Andrew Adams returns for his third season as gameday host in the "Cougar Scoreboard Studio." The following is a rundown of KSL's weekly programming and broadcast details:

## MONDAY-FRIDAY

7:43 a.m. and 5:43 p.m. - "Cougar Tracks" with Greg Wrubell

## WEDNESDAY

7:00p.m. - "BYU Football with Head Coach Bronco Mendenhall," Presented by University Parkway Ken Garff Dealers

## GAMEDAYS:

*2 hours before kickoff:* "Cougar Countdown Show"

*1 hour before kickoff:* "Cougar Pregame Scoreboard Show"

*35 minutes before kickoff:* "Cougar Pregame Coach's Show"

*25 minutes before kickoff:* "Cougar Kickoff Show"

*Halftime:* "Cougar Halftime Scoreboard Show"

*Postgame:* "Cougar Postgame Scoreboard Show," "Cougar Locker Room Show," "Cougar Postgame Coach's Show," "Cougar Call-In Show," "Cougar Replay."

All BYU Football programming is streamed live on [ksl.com](http://ksl.com) and available for download and podcast. All game broadcasts are archived online. KSL's gameday broadcast is also streamed online at [byuradio.org](http://byuradio.org), and can be heard on Dish Network Channel 980.

# KSL NEWSRADIO

---

## 102.7<sub>FM</sub> 1160<sub>AM</sub>



# 2010 COUGAR FOOTBALL PLAYERS TO WATCH

## OTHER PLAYERS TO WATCH...

### LUKE ASHWORTH-WR

In his best game as a Cougar, Ashworth caught five passes for a career-high 91 yards and one touchdown against Utah State on Oct. 2, 2009, including a long pass for 48 yards. He ranked second on the team with 29 receptions and has averaged 14.2 yards per catch in his three-year career.

### BRANDON BRADLEY-DB

Bradley's 48 solo tackles in 2009 ranked second on the team while ranking fourth with 64 tackles overall. He is a three-year letterwinner, playing 32 games with 16 starts in his career.

### BRADEN BROWN-OL

Brown saw action in all 13 games in 2009, including two starts. The redshirt sophomore has started every game for the Cougars this year and is an Academic All-MWC honoree.

### TERENCE BROWN-OL

Brown received College Football News All-Sophomore Team honorable mention last year after starting every game at right guard. The starting center this season, Brown helped the offensive unit rank No. 1 in the nation in third-down conversion percentage in 2009. He has started every game in 2010 after converting to the center position for the first time.

### CORBY EASON-DB

Designated the "third starter" this season by Coach Mendenhall, Eason has seen action in every game this season.

## J.J. DI LUIGI 5-9, 198, JR.



**SOPHOMORE - (2009):** Earned letterman honors as a sophomore ... saw action in all 13 games ... totaled 248 yards on 45 carries and three touchdowns ... recorded a career-long 38 yard run at UNLV ... ran for a career-high 71 yards in the Tulane game ... recorded two rushing touchdowns against the Green Wave ... caught 22 passes for 270 yards and four touchdowns ... averaged 12.3 yards per catch ... recorded a career-high 94 yards receiving against Wyoming ... caught two touchdowns against the Cowboys ... had a long pass of 44 yards in that game ... recorded 11 kick returns for 264 yards, averaging 24 yards per return ... had a long return of 38 yards against Utah State.

**FRESHMAN - (2008):** Earned letterman honors as a redshirt freshman ... saw action in 11 games ... contributor on special teams ... totaled three tackles on the season ... gained 48 rushing yards on 13 carries, averaging 3.7 yards per carry ... ran for a season-high 34 yards against UCLA.

**REDSHIRT - (2007):** Redshirted the 2007 season as a true freshman due to a foot injury.

### STATISTICS

Rushing						
YEAR	GP	ATT	YDS	AVG	TD	LONG
2008	11	13	48	3.4	0	15
2009	13	45	248	5.5	3	38
TOTAL	24	58	296	5.1	3	38

Receiving					
YEAR	REC	YDS	AVG	TD	LONG
2009	22	270	12.3	4	44
TOTAL	22	270	12.3	4	44

Kick Returns					
YEAR	NO	YDS	AVG	TD	LG
2009	11	264	24.0	0	38
TOTAL	2	19	9.0	0	18

## MCKAY JACOBSON 5-11, 189, JR.



**SOPHOMORE - (2009):** Earned letterman honors as a sophomore ... started nine games at wide receiver ... started the first four games before suffering a hamstring injury, forcing him to sit out the next four games ... Academic All-MWC ... totaled 556 yards and four touchdowns on 23 receptions ... averaged 24.2 yards per catch, ranking No. 4 in the nation among receivers who averaged at least one catch per game and No. 3 among receivers with as many yards as him ... caught the game-winning touchdown in BYU's season opener against No. 3 Oklahoma ... recorded a season-high 111 yards receiving against Florida State, including an 80-yard reception ... recorded two punt returns ... averaged 13 yards on three kick returns.

**FRESHMAN - (2006):** Selected as the team offensive rookie of the year ... his 77-yard punt return for a touchdown against Wyoming was the first punt return for a TD in 113 games for the Cougars ... that was Jacobson's first-ever punt return ... had TD catches of 28 and 20 yards against UNLV, and a 20-yard TD catch against New Mexico, ... had three catches for 105 yards at Colorado State, including a season-long 52-yarder ... had 28 catches for 547 yards and three receiving TDs ... also had two punt returns for 75 yards and had seven kickoff returns for 128 yards ... participated in Spring Camp after graduating from high school in December ... saw considerable action at receiver and as a return specialist on special teams during Spring Camp.

### STATISTICS

Receiving							
Yr	Gms	Rec	Yds	TD	Long	Avg./R	Avg./G
2006	13	28	547	3	52	19.5	42.1
2009	9	23	556	4	80	24.2	61.8
TOTAL	22	51	1103	7	80	21.6	58.1

Punt Returns					
YEAR	NO	YDS	AVG	TD	LG
2006	2	75	37.5	1	77
2009	2	2	1.0	-	2
TOTAL	4	77	19.25	1	77

Kick Returns					
YEAR	NO	YDS	AVG	TD	LG
2006	7	128	18.3	-	32
2009	3	39	3.0	-	16
TOTAL	10	167	16.7	-	32



# 2010 COUGAR FOOTBALL PLAYERS TO WATCH

## OTHER PLAYERS TO WATCH...

### JD FALSLEV-KR

A quick, shifty freshman from Sky View High in Logan, Falslev sparks the Cougars as one of two primary punt returners.

### BRADEN HANSEN-OL

Hansen started every game as a freshman at left guard for the Cougars, earning first-team Freshman All-America honors from the Football Writers Association and Phil Steele in 2009 in addition to a College Football News honorable mention.

### JAKE HEAPS-QB

A true freshman out of Sammamish, Wash., Heaps took over as the starter in the fourth game of the season after seeing time in the previous three, becoming just the second player straight out of high school to ever start at quarterback at BYU.

### CODY HOFFMAN-WR

After redshirting last season, Hoffman was tabbed by head coach Bronco Mendenhall as the fourth wide receiver following a strong showing in fall camp. A 6-foot-4, 200-pound freshman, Hoffman is a long and athletic wideout.

### SHANE HUNTER-LB

Hunter entered the starting lineup for the first time in his career this season, replacing 2009 team captain Matt Bauman at middle linebacker. Hunter is seventh among players returning from 2009 on defense with 15 tackles, in addition to one forced fumble and a fumble recovery.

### BRYAN KARIYA-RB

Second among returning players in rushing yardage from 2009, Kariya gained 199 yards on the season off 55 rush attempts, an average of 15.3 yards per carry while scoring two touchdowns. Kariya also caught 22 receptions for 186 yards and two touchdowns. His biggest reception came in the first game of the season against No. 3 Oklahoma when Kariya went for a career-high 49 yards on a key pass play. The junior is also an MWC Scholar Athlete.


## BRIAN LOGAN 5-6, 176, SR.



**JUNIOR - (2009):** Earned letterman honors as a junior ... saw action in all 13 games, including 12 starts at corner ... SportsIllustrated.com All-America Honorable Mention ... All-MWC Honorable Mention ... ranked second in the nation with 17 passes defended ... defended an average of 1.31 passes per game, tying the second-highest average in the nation and ranking first in the MWC ... totaled 44 tackles on the season, including 31 solo ... had four tackles for a combined loss of nine yards ... led the team with 14 pass breakups ... intercepted passes against Tulane, Colorado State and Wyoming ... had a season-high 11 tackles against Florida State.

YEAR	GMS	SOLO	AST	TOTAL	TFL/YDS	SACKS/YDS	PBU	FR	FF	INT/YD
2009	13	31	13	44	4.0/9	-	14	-	-	3/59
TOTAL	13	31	13	44	4.0/9	-	14	-	-	3/59

## MITCH PAYNE 6-2, 210, SR.



**JUNIOR - (2009):** Earned letterman honors as a junior ... MWC Scholar-Athlete ... Academic All-MWC ... saw action in all 13 games as BYU's primary field goal and PAT kicker ... converted 59-of-61 point-after attempts ... made 10-of-14 field goal attempts ... finished first on the team, scoring 89 points on the season ... became the MWC career PATs made leader with 156 at the conclusion of the 2009 season, surpassing his brother Matt Payne's 150 career PATs made ... converted a career-long 49-yard field goal against Air Force ... set a new MWC record for most PATs made in a game with eight against UNLV ... six PATs in the bowl game against Oregon State set a new BYU bowl record, while the five he converted tied the previous record.

**SOPHOMORE - (2008):** Earned letterman honors as a sophomore ... saw action in all 13 games as BYU's primary field goal and PAT kicker ... Academic All-MWC ... converted 54-of-56 point-after attempts ... made 10-of-14 field goal attempts ... finished third on the team, scoring 84 points on the season ... converted on a

season-long 46-yard field goal.

**FRESHMAN - (2007):** Earned 2007 Academic All-Mountain West Conference honors ... converted 43-of-45 point-after attempts ... scored a total of 73 points on the season, including 43 PAT's and 10 field goals ... made 10-of-14 field goals, including a season-long of 42 yards against Air Force ... averaged 60.7 yards per kickoff.

**REDSHIRT - (2006):** Redshirted the 2006 season.

### STATISTICS

Field Goals										
YEAR	FG	PCT	01-19	20-29	30-39	40-49	50-99	LG	BLK	
2007	10-14	71.4	0-0	7-7	2-3	1-3	0-1	42	2	
2008	10-14	71.4	0-0	4-4	3-6	3-4	0-0	46	1	
2009	10-14	71.4	0-0	4-4	2-3	4-7	0-0	49	1	
TOTAL	30-42	71.4	0-0	15-15	7-12	8-14	0-1	49	4	

### Kickoffs

YEAR	NO	YDS	AVG	TB	OB
2007	44	2669	60.7	0	5
2008	3	177	59.0	0	0
2009	21	1199	63.3	3	2
TOTAL	68	4045	59.5	3	7

### Point-After Attempts

YEAR	NO
2007	43-45
2008	54-56
2009	59-61
TOTAL	156-162

## JORDAN PENDLETON 6-2, 228, JR.



**SOPHOMORE - (2009):** Earned letterman honors as a sophomore ... saw action in all 13 games, including 10 starts at outside linebacker ... totaled 52 tackles on the season, including 30 solo ... had six tackles for a combined loss of 36 yards ... recorded two sacks against New Mexico and one against Utah ... had three pass breakups and five quarterback hurries ... recorded an interception at UNLV on a pass intended to go out of bounds ... recovered a fumble against Tulane ... had a career-high eight tackles against New Mexico.

**FRESHMAN - (2008):** Earned letterman honors as a freshman ... saw action in eight games ... contributor on special teams ... totaled three tackles on the season, including two solo takedowns ... recorded his first career interception in BYU's 44-0 shutout win over Wyoming.

**REDSHIRT - (2007):** Redshirted as a true freshman.

### STATISTICS

YEAR	GMS	SOLO	AST	TOTAL	TFL/YDS	SACKS/YDS	PBU	QBH	FR	FF	INT/YD
2008	8	2	1	3	-	-	-	-	-	-	1/-1
2009	13	30	22	52	6.0/36	3.0/31	3	5	1	-	1/0
TOTAL	21	32	23	55	6.0/36	3.0/31	3	5	1	-	2/-1





# 2010 COUGAR FOOTBALL PLAYERS TO WATCH

## OTHER PLAYERS TO WATCH...

### EATHYN MANUMALEUNA-DL

Best known for preserving a 17-16 win over UCLA in the 2007 Las Vegas Bowl by blocking a last-second Bruin field goal, Manumaleuna is returning to the Cougar squad after serving a church mission to Oklahoma. Manumaleuna will start at left end on the defensive line for BYU this season after starting every game at nose tackle for the Cougars in 2007. He has 25 tackles and one sack in his one-year career.

### ZED MENDENHALL-FB

Mendenhall found a starting spot after fall camp as BYU's fullback, looking to open holes for the rushing attack. A local product from Alpine, Mendenhall's brother, Zeke, is also on the team while his father, Paul, played previously at BYU.

### RILEY STEPHENSON-P

Stephenson earned All-Mountain West Conference honorable mention as a true freshman last season, averaging 41.3 yards per punt while also contributing as the Cougars' primary kickoff specialist. His long punt of 60 yards against Oregon State in the Las Vegas Bowl set a BYU bowl game record. Stephenson was named the National Punter of the Week once and honorable mention kickoff specialist twice by College Football Performance Awards.

### JOSHUA "JUICE" QUEZADA-RB

A true freshman, Quezada has seen his reps increase over the first half the season. A 2,000-yard rusher at La Habra High, Quezada scored his first-career touchdown and the first touchdown of the season for the Cougars in the season opener against Washington.

## MATT REYNOLDS

6-6, 329, JR.



**2010 Preseason All-American**  
**2010 Preseason All-Mountain West Conference**  
**2010 Lombardi Award Watch List**  
**2010 Outland Trophy Watch List**

**SOPHOMORE - (2009):** Named to the All-MWC first team ... College Football News All-Sophomore Team First Team .. earned letterman honors as a sophomore ... Academic All-MWC ... started all 13 games on the season, at left tackle ... played for an offensive unit that led the conference and ranked No. 17 nationally in passing per game (281.46) and No. 21 in total offense (427.15) ... part of a unit that averaged only 1.77 sacks per game ... vital part of an offensive line that helped BYU lead the nation with a 55.62 third-down conversion percentage on the season ... carried out the team flag prior to the Utah game.

**FRESHMAN - (2008):** Named Freshman All-American by the Football Writers Association of America, Rivals.com, College Football News.com and Sports News ... Academic All-MWC ... recipient of the Cougar Club's Male Rookie of the Year award ... earned letterman honors as a freshman ... started all 13 games in 2008 at left tackle for an offensive unit that led the conference and ranked No. 6 nationally in passing per game (310.38) and No. 16 in total offense (444.77) ... part of a unit that averaged only 1.54 sacks per game ... vital part of an offensive line that helped BYU to a 55.7 third-down conversion percentage on the season (2nd in the nation).

**REDSHIRT - (2007):** Redshirted after returning from a Church mission.

## ANDREW RICH

6-3, 223, SR.



**2010 Preseason All-Mountain West Conference**

**JUNIOR - (2009):** All-MWC Second Team selection ... Academic All-MWC ... earned letterman honors as a junior ... started all 13 games at safety ... led the team in tackles with 85, 51 solo ... led the team with four interceptions for 91 yards ... recorded his first career sack against New Mexico ... forced two fumbles in the season opener against No. 3 Oklahoma ... named MWC Defensive Player of the Week following the Oklahoma game ... had 3.5 tackles for loss and three pass breakups ... recovered a fumble in the Utah State game ... had a career-high 12 tackles against New Mexico.

**SOPHOMORE - (2008):** Earned letterman honors as a sophomore ... saw action in all 13 games, including three starts ... Academic All-MWC ... made his first career start against Colorado State ... totaled 26 tackles on the season, including 13 solo ... intercepted a potentially game-tying touchdown pass in the endzone as time expired against UNLV ... forced a fumble against SDSU ... recovered a fumble at Utah State ... also recorded one pass breakup on the season.

### STATISTICS

YEAR	GMS	SOLO	AST	TOTAL	TFL/YDS	SACKS/YDS	PBU	INT	FR	FF	BLK/K
2008	13	13	13	26	-	-	1	1	1	-	-
2009	13	51	34	85	3.5/4	1.0/1	3	4	1	2	-
TOTAL	26	64	47	111	3.5/4	1.0/1	4	5	2	3	-

## VIC SO'OTO

6-3, 265, SR.



**JUNIOR - (2009):** Earned letterman honors as a senior ... saw action in 10 games ... totaled 10 tackles on the season as a member of the defensive line ... had four tackles for loss, including on sack against Colorado State ... a career-high two tackles for loss at Tulane.

**MEDICAL REDSHIRT - (2008):** Started the first two games of the season before suffering a season-ending leg injury ... totaled five tackles, including three solo at linebacker ... also recorded one quarterback hurry and one forced fumble against Northern Iowa.

**SOPHOMORE - (2007):** Earned letterman honors ... saw action in all 13 games at both tight end and on special teams ... credited with 12 receptions for 124 yards ... had a season-high two receptions for 33 yards in the Cougars' season-opening victory against Arizona ... averaged over 10 yards per reception.

**REDSHIRT - (2006):** Saw action in the first two games of the season ... redshirted the 2006 season due to a

season-ending injury.

**FRESHMAN - (2005):** Played in 11 games during the season ... started one game ... saw action on special teams and at tight end.

### STATISTICS

YEAR	GMS	SOLO	AST	TOTAL	TFL/YDS	SACKS/YDS	PBU	QBH	FR	FF
2008	2	3	2	5	-	-	-	1	-	1
2009	10	6	4	10	4.0/25	1.0/1	-	-	-	-
TOTAL	12	9	6	15	4.0/25	1.0/1	-	1	-	1



# 2010 COUGAR FOOTBALL

## SCORING DRIVES/SUPERLATIVES

### 2010 SCORING DRIVES

#### vs. Washington

9 plays, 66 yards TOP 3:53  
 8 plays, 47 yards TOP 2:36  
 11 plays, 58 yards TOP 5:33  
 3 plays, 48 yards TOP 0:56

#### vs. Air Force

12 plays, 74 yards TOP 5:17  
 5 plays, 49 yards TOP 2:43

#### vs. Florida State

7 plays, 49 yards TOP 3:14  
 11 plays, 71 yards TOP 1:56

#### vs. Nevada

5 plays, 36 yards TOP 1:31  
 11 plays, 35 yards TOP 2:58  
 9 plays, 65 yards TOP 3:36

#### vs. Utah State

9 plays, 48 yards TOP 3:18  
 8 plays, 75 yards TOP 2:41  
 8 plays, 66 yards TOP 1:39

#### vs. San Diego State

19 plays, 78 yards TOP 8:28  
 5 plays, 24 yards TOP 2:40  
 8 plays, 38 yards TOP 4:13  
 9 plays, 67 yards TOP 4:51

#### vs. TCU

14 plays, 70 yards TOP 5:31

### 2010 BYU SUPERLATIVES

Overall Record	2-5
Current Streak	L1
MWC Record	1-2
Current Streak	L1
All-Time MWC Record	60-25 (.711)
Non-Conference Record	1-3
Current Streak	L3
2010 Home Record	2-1
Current Streak	W1
2010 Road Record	0-4
Current Streak	L4
2010 Neutral Record	0-0
Current Streak	W2
Day Games	2-4
Current Streak	L1
Night Games	0-1
Current Streak	L2
Friday Games (since 2000)	7-4
Current Streak	L1
When BYU Wins Coin Toss	1-2
When BYU Loses Coin Toss	1-3
When BYU Leads After First Quarter	1-1
When BYU Trails After First Quarter	1-4
When Tied After First Quarter	0-0
When BYU Leads at the Half	1-0
When BYU Trails at the Half	1-5
When Tied at the Half	0-0
When BYU Leads After Third Quarter	2-0
When BYU Trails After Third Quarter	0-5
When Tied After Third Quarter	0-0
Record in August	0-0
Streak	W4
Record in September	1-3
Streak	L3
Record in October	1-2
Streak	L1
Record in November	0-0
Streak	W4
Record in December	0-0
Streak	W1
Record vs. Top-25 Teams	0-1
Streak	L1
Record vs. Non-Ranked Teams	2-4
Streak	W1
Record When BYU has 100-Yard Rusher	1-1
Streak	W1
Record When Opponent has 100-Yard Rusher	0-3
Record When BYU has 300-Yard Passer	0-0
Record When Opponent has 300-Yard Passer	0-0
When BYU Scores First	1-1
When Opponent Scores First	1-4
On ESPN	0-1
On ESPNU	0-1
On VERSUS	0-2
On The Mtn	1-1
On CBS-CS	1-0



# 2010 COUGAR FOOTBALL LAST TIME

## TEAM OFFENSE

### SCORED 70 POINTS OR MORE:

BYU: 2001, Tulane (W, 70-35)  
Opp: 2001, Hawai'i (L, 72-45)

### SCORED 60 POINTS OR MORE:

BYU: 2005, vs. Air Force (W, 62-41)  
Opp: 2001, Hawai'i (L, 72-45)

### SCORED 50 POINTS OR MORE:

BYU: 2009, at Wyoming (W, 52-0)  
Opp: 2009, vs. Florida State (L, 28-54)

### SCORED DOUBLE-DIGITS EVERY QUARTER:

BYU: 2009, 10, 14, 21, 14 at UNLV (W, 59-21)  
Opp: 2007, 14, 17, 14, 10 at Tulsa (L, 47-55)

### DID NOT SCORE A TOUCHDOWN:

BYU: 2010, at TCU (L, 3-31)  
Opp: 2009, at Wyoming (W, 52-0)

### TOTAL OFFENSE 600 YARDS OR MORE:

BYU: 2009, 611 at UNLV (W, 59-21)  
Opp: 2001, 646 vs. Hawai'i (L, 72-45)

### TOTAL OFFENSE 500 YARDS OR MORE:

BYU: 2009, 611 at UNLV (W, 59-21)  
Opp: 2009, 512 vs. Florida State (L, 28-54)

### TOTAL OFFENSE 400 YARDS OR MORE:

BYU: 2010, 413 vs. San Diego State (W, 24-21)  
Opp: 2010, 434 at Utah State (L, 16-31)

### TOTAL OFFENSE 200 YARDS OR LESS:

BYU: 2010, at TCU 147 (L, 3-31)  
Opp: 2009, at Tulane 162 (W, 54-3)

### PASSING 500 YARDS OR MORE:

BYU: 2007, 537 at Tulsa (L, 47-55)  
Opp: 2001, 543 at Hawaii (L, 45-72)

### PASSING 400 YARDS OR MORE:

BYU: 2008, 486 vs. Northern Iowa (W, 41-17)  
Opp: 2007, 490 at Tulsa (L, 47-55)

### PASSING 300 YARDS OR MORE:

BYU: 2009, 377 vs. Air Force (W, 38-21)  
Opp: 2009, 322 at San Diego State (W, 38-28)

### PASSING 100 YARDS OR LESS:

BYU: 2010, 91 yards at TCU (L, 3-31)  
Opp: 2010, 68 yards at Air Force (L, 14-35)

### PASSING 10 COMPLETIONS OR LESS:

BYU: 2010, 10 at Air Force (L, 14-35)  
Opp: 2009, 5 vs. Air Force (W, 38-21)

### RUSHING 300 YARDS OR MORE:

BYU: 2007, 311 at San Diego State (W, 48-27)  
Opp: 2010, 409 at Air Force (L, 14-35)

### RUSHING 200 YARDS OR MORE:

BYU: 2010, 271 vs. San Diego State (W, 24-21)  
Opp: 2010, 242 at Utah State (L, 16-31)

### RUSHING 100 YARDS OR LESS:

BYU: 2010, 56 at TCU (L, 3-31)  
Opp: 2009, 88 vs. Oregon State (W, 44-20)

### RUSHING 50 YARDS OR LESS:

BYU: 2009, 41 at New Mexico (W, 24-19)  
Opp: 2009, 20 at San Diego State (W, 38-28)

### RUSHING 60 ATTEMPTS OR MORE:

BYU: 2010, 62 vs. San Diego State, (W, 24-21)  
Opp: 2010, 65 at Air Force (L, 14-35)

### RUSHING 50 ATTEMPTS OR MORE:

BYU: 2010, 62 vs. San Diego State, (W, 24-21)  
Opp: 2010, 59 at Utah State (L, 16-31)

### RUSHING 4 TOUCHDOWNS OR MORE:

BYU: 2009, 6 at UNLV (W, 59-21)  
Opp: 2010, 4 vs. Air Force (L, 14-35)

### FIRST DOWNS 30 OR MORE:

BYU: 2009, 30 at Wyoming (W, 52-0)  
Opp: 2005, 51 vs. TCU (L, 50-51 OT)

### FIRST DOWNS 10 OR LESS:

BYU: 2010, 10 at TCU (L, 3-31)  
Opp: 2009, 9 at Tulane (W, 54-3)

### THIRD-DOWN CONVERSION 70% OR MORE:

BYU: 2009, 71% (15/21) at San Diego State (W, 38-28)  
Opp: 2005, 78% (7/9) at Wyoming (W, 35-21)

### THIRD-DOWN CONVERSION 75% OR MORE:

BYU: 2008, 76% (13/17) vs. UCLA (W, 59-0)  
Opp: 2005, 78% (7/9) at Wyoming (W, 35-21)

### THIRD-DOWN CONVERSION 80% OR MORE:

BYU: 2008, 86% (12/14) at Washington (W, 28-27)  
Opp:

### NO TURNOVERS

BYU: 2010, vs. Nevada (L, 13-27)  
Opp: 2010, at TCU (L, 3-31)

## INDIVIDUAL OFFENSE

### ALL-PURPOSE 2 PLAYERS 100 YARDS OR MORE:

BYU: 2010, Jacobson 127, Di Luigi 123 at Utah State (L, 16-31)  
Opp: 2010, Williams 159, Speight 119 at Utah State (L, 16-31)

### ALL-PURPOSE 3 PLAYERS 100 YARDS OR MORE:

BYU: 2010, Jacobson 124, Di Luigi 123, Hoffman 105 vs. Nevada (L, 13-27)

## INDIVIDUAL PASSING

### PASSING 600 YARDS OR MORE:

BYU: 1993, J. Walsh 619 at Utah State (L, 56-58)  
Opp:

### PASSING 500 YARDS OR MORE:

BYU: 2007, M. Hall 537 yds at Tulsa (L, 55-47)  
Opp: 2001, N. Rolovich 543 Hawai'i (L, 72-45)

### PASSING 400 YARDS OR MORE:

BYU: 2008, M. Hall 486 vs. Northern Iowa (W, 41-17)  
Opp: 2007, P. Smith 454 at Tulsa (L, 55-47)

### PASSING NO TOUCHDOWNS:

BYU: 2010, at TCU (L, 3-31)  
Opp: 2009, vs. Utah (W, 26-23)

### PASSING 25 COMPLETIONS OR MORE:

BYU: 2010, J. Heaps 27 at Utah State (L, 16-31)  
Opp: 2009, D. Porterie at New Mexico (W, 24-19)

### PASSING 30 COMPLETIONS OR MORE:

BYU: 2009, M. Hall 33 vs. Air Force (W, 38-21)  
Opp: 2008, B. Johnson 30 at Utah (L, 24-48)

### PASSING 50 ATTEMPTS OR MORE:

BYU: 2010, J. Heaps 55 at Utah State (L, 16-31)  
Opp: 2009, G. Stucker 50 at Colorado State (W, 42-23)

### PASSING 3 TOUCHDOWNS OR MORE:

BYU: 2009, M. Hall 3 vs. Oregon State (W, 44-20)  
Opp: 2010, A. Dalton 4 at TCU (L, 3-31)

### PASSING 4 TOUCHDOWNS OR MORE:

BYU: 2009, M. Hall 5 vs. Air Force (W, 38-21)  
Opp: 2010, A. Dalton 4 at TCU (L, 3-31)

### PASSING 5 TOUCHDOWNS OR MORE:

BYU: 2009, M. Hall 5 vs. Air Force (W, 38-21)  
Opp:

## INDIVIDUAL RECEIVING

### RECEIVING 10 RECEIVERS WITH AT LEAST 1 CATCH:

BYU: 2010, 10 at Utah State (L, 16-31)  
Opp: 2009, 11 vs. Utah State (W, 35-17)

### RECEIVING 150 YARDS OR MORE:

BYU: 2008, A. Collie 155 yards, D. Pitta 175 yards at CSU (W, 45-42)  
Opp: 2009, T. Liggett 156 yards vs. CSU (W, 42-23)

### RECEIVING 200 YARDS OR MORE:

BYU: 2008, D. Pitta 213 vs. Northern Iowa (W, 41-17)  
Opp:

### RECEIVING 10 RECEPTIONS OR MORE:

BYU: 2008, A. Collie 11 vs. Arizona (L, 21-31)  
Opp: 2009, T. Liggett 11 vs. CSU (W, 42-23)

### RECEIVING 3 TOUCHDOWNS OR MORE:

BYU: 2008, A. Collie 3 at CSU (W, 45-42)  
Opp: 2007, C. Heinz 3 at Tulsa (L, 55-47)

### RECEIVING 50-YARD TOUCHDOWN OR MORE:

BYU: 2009, M. Jacobson 79 yards from M. Hall at Wyoming (W, 52-0)  
Opp: 2009, A. Hicks 75 yards from A. Dalton vs. TCU (L, 7-38)

### RECEIVING 70-YARD TOUCHDOWN OR MORE:

BYU: 2009, M. Jacobson 79 yards from M. Hall at Wyoming (W, 52-0)  
Opp: 2019, X. Martin 79 yards from D. Borel at USU (L, 16-31)

## INDIVIDUAL RUSHING

### RUSHING 20 CARRIES OR MORE:

BYU: 2010, J. Di Luigi 22, B. Kariya 22 vs. San Diego State (W, 24-21)  
Opp: 2010, D. Speight 23 at Utah State (L, 16-31)

### RUSHING 30 CARRIES OR MORE:

BYU: 2005, C. Brown 31 vs. Colorado State (W, 24-14)  
Opp: 2003, J. Jones 35 at Notre Dame (L, 33-14)

### RUSHING 100 YARDS OR MORE:

BYU: 2010, J. Di Luigi 103 yards at Air Force (L, 14-35)  
Opp: 2010, V. Taua 133 yards vs. Nevada (L, 13-27)

### RUSHING 150 YARDS OR MORE:

BYU: 2007, H. Unga 161 at San Diego State (W, 48-27)  
Opp: 2005, M. Lynch 194 vs. California (L, 28-35)

### RUSHING 200 YARDS OR MORE:

BYU: 2005, C. Brown 219 vs. Air Force (W, 62-41)  
Opp: 2001, H. Childs 237 vs. Colorado State (W, 56-34)

### RUSHING TWO 100-YARD RUSHERS:

BYU: 2006, C. Brown 148, M. Hague 123 vs. UNLV (W, 52-7)  
Opp: 2005, Q. Ganther 131 and B. Ratliff 112 vs. Utah (L, 41-34)

### RUSHING THREE 100-YARD RUSHERS:

BYU: 2001, L. Staley 142, B. Doman 116, B. McDonald 110; vs. Tulane (W, 70-35)

### RUSHING 4 TOUCHDOWNS OR MORE:

BYU: 2005, C. Brown 4 vs. Air Force (W, 62-41)  
Opp: 2002, C. Harridge 4 Air Force (L, 52-9)

### RUSHING 3 TOUCHDOWNS OR MORE:

BYU: 2009, H. Unga 3 at UNLV (W, 59-21)  
Opp: 2005, M. Lynch 3 at Cal (L, 28-35)



# 2010 COUGAR FOOTBALL

## LAST TIME

### RUSHING 50-YARD TOUCHDOWN OR MORE:

BYU: 2009, H. Unga 52 yards at UNLV (W, 59-21)  
Opp: 2010, C. Thompson 83 yards at Florida State (L, 10-34)

### RUSHING 70-YARD TOUCHDOWN OR MORE:

BYU: 2006, M. Hague 87 yards vs. UNLV (W, 52-7)  
Opp: 2010, C. Thompson 83 yards at Florida State (L, 10-34)

## TEAM DEFENSE

### TACKLES 90 OR MORE:

BYU: 2009, vs. Air Force 110 (W, 38-21)  
Opp: 2010, vs. San Diego State 101 (W, 24-21)

### TACKLES 100 OR MORE:

BYU: 2009, vs. Air Force 110 (W, 38-21)  
Opp: 2010, vs. San Diego State 101 (W, 24-21)

### TACKLES 3 WITH DOUBLE-DIGITS:

BYU: 2010, Hunter 13, Wagner 10, Uale 10 at Utah State (L, 16-31)  
Opp: 2008, Foster 14, Williams 12, Aiyewa 10 at Wash. (W, 28-27)

### TACKLES 4 WITH DOUBLE-DIGITS:

BYU: 2009, Denney 13, Johnson 11, Doman 11, Jorgensen 10 vs. Air Force (W, 38-21)  
Opp: 2008, Lloyd 11, Harris 10, Thompson 10, Mahoney 10 vs. Northern Iowa (W, 41-17)

### SACKS 5 OR MORE:

BYU: 2008, at Utah State 5 (W, 34-14)  
Opp: 2010, at Florida State 8 (L, 10-34)

### INTERCEPTIONS 5 OR MORE:

BYU:  
Opp: 2008, 5 at Utah (L, 24-48)

### FUMBLES RECOVERED 3 OR MORE:

BYU: 2008, 3 vs. Arizona (L, 21-31)  
Opp: 2008, 4 vs. Northern Iowa (W, 41-17)

### FUMBLES FORCED 5 OR MORE:

BYU: 2008, 5 vs. Northern Iowa (W, 41-17)  
Opp: 2008, 5 vs. Northern Iowa (W, 41-17)

### SAFETY WAS SCORED:

BYU: 2010, vs. Washington (W, 23-17)  
Opp: 2004, at Boise State (L, 28-27)

## INDIVIDUAL DEFENSE

### TACKLES 15 OR MORE:

BYU: 2008, K. Fowler 15 vs. Arizona (L, 21-31)  
Opp: 2009, C. Proskinski 16 at Wyoming (W, 52-0)

### TACKLES FOR LOSS 4 OR MORE:

BYU: 2008, B. Denney 4 at Utah State (W, 34-14)  
Opp: 2009, G. McCoy 4 vs. Oklahoma (W, 14-13)

### SACKS 2 OR MORE:

BYU: 2009, J. Pendleton 2 at New Mexico (W, 24-19)  
Opp: 2010, M. Burris 2 vs. San Diego State (W, 24-21)

### SACKS 3 OR MORE:

BYU: 2007, J. Jorgensen 3 vs. Colorado State (W, 35-16)  
Opp: 2008, J. Hughes 4 at TCU (L, 7-32)

### INTERCEPTION RETURNED FOR A TD:

BYU: 2008, D. Nixon vs. Wyoming 19 yards (W, 44-0)  
Opp: 2009, G. Reid vs. Florida State 63 yards (L, 28-54)

### INTERCEPTIONS 2 OR MORE:

BYU: 2009, A. Rich vs. Air Force (W, 38-21)  
Opp: 2008, J. Dale at Utah (L, 24-48)

### INTERCEPTIONS 3 OR MORE:

BYU: 2000, T. Smith vs. Wyoming (W, 19-7)  
Opp:

### FUMBLE WAS RETURNED FOR A TD:

BYU: 2009, M. Bauman vs. Oregon State (W, 44-20)  
Opp: 2008, M. Sisson at CSU (W, 45-42)

### FUMBLE RECOVERIES 3 OR MORE:

BYU: 2005, J. Luetgerodt at Wyoming (W, 35-21)

## SPECIAL TEAMS

### KICKOFF RETURN TEAM 150 YARDS OR MORE:

BYU: 2009, 152 vs. TCU (L, 7-38)  
Opp: 2009, 160 at San Diego State (W, 38-28)

### KICKOFF RETURN 100 YARDS OR MORE INDIVIDUAL:

BYU: 2008, A. Collie 134 at Utah (L, 24-48)  
Opp: 2010, J. Kerley 52 at TCU (L, 3-31)

### KICKOFF RETURN 50 YARDS OR MORE:

BYU: 2008, A. Collie 70 at Utah (L, 24-48)  
Opp: 2010, J. Kerley 52 at TCU (L, 3-31)

### KICKOFF RETURN FOR A TOUCHDOWN:

BYU: 1998, M. Rigell at Hawaii, 96 yards (W, 31-9)  
Opp: 2009, D. Purvis at UNLV, 94 yards (W, 59-21)

### SCORED 15 OR MORE POINTS KICKING:

BYU: 1999, O. Pochman 17 at UNLV (W, 29-0)  
Opp: 2009, J. Phillips 15 vs. Utah (W, 26-23)

### FIELD GOAL 40 YARDS OR MORE:

BYU: 2009, M. Payne 49 vs. Air Force (W, 38-21)  
Opp: 2010, D. Hopkins 47 at Florida State (L, 10-34)

### FIELD GOAL 50 YARDS OR MORE:

BYU: 2006, J. McLaughlin 53 at Air Force (W, 33-14)  
Opp: 2010, E. Folk 54 vs. Washington (W, 23-17)

### FIELD GOAL WAS BLOCKED:

BYU: 2009 by A. Rich at New Mexico (W, 24-19)  
Opp: 2009 by B. Garland vs. Air Force (W, 38-21)

### FIELD GOAL BLOCKED FOR A TOUCHDOWN:

BYU: 2001, R. Denney at SDSU (W, 59-21)

### FIELD GOALS 4 OR MORE CONVERTED:

BYU: 2000, O. Pochman 4 at Utah (W, 34-27)  
Opp: 2009, J. Phillips 5 vs. Utah (W, 26-23)

### FIELD GOAL GAME-WINNING:

BYU: 2001, at Mississippi State (W, 41-38)  
Opp: 2006, at Arizona (L, 16-13)

### PAT WAS BLOCKED:

BYU: 2008, J. Jorgensen at Washington (W, 28-27)  
Opp: 2010, at Utah State (L, 31-16)

### TWO-POINT PAT WAS CONVERTED:

BYU: 2010, R. Nelson vs. Washington (W, 23-17)  
Opp: 2009, D. Reed vs. Utah (W, 26-23)

### PUNT RETURN TEAM 100 YARDS OR MORE:

BYU: 2006, 108 vs. Wyoming (W, 55-7)

### PUNT RETURN FOR A TD:

BYU: 2006, M. Jacobson (77 yards) vs. Wyoming (W, 55-7)  
Opp: 2001, C. Owens at Hawai'i (L, 72-45)

### PUNT WAS BLOCKED:

BYU: 2009, M. Marshall vs. CSU (W, 42-23)  
Opp: 2006, by C. Tennial vs. Tulsa (W, 49-24)

### PUNT BLOCKED FOR A TOUCHDOWN:

BYU: 2004, by G. Lovely at Air Force (W, 41-24)  
Opp: 2005, by C. Wells, TD by G. Rybak vs. Air Force (W, 62-41)

### PUNT 60 YARDS OR MORE:

BYU: 2008, C. Santiago 62 yards at Utah (L, 24-48)  
Opp: 2009, A. McCoy 70 yards at Wyoming (W, 52-0)

### PUNT AVERAGE 50 OR MORE (min. 3):

BYU: 2009, R. Stephenson 51.0 vs. Colorado State (W, 42-23)  
Opp:

### DID NOT PUNT DURING ENTIRE GAME:

BYU: 2009, at Tulane (W, 54-3)

## GENERAL

### DEFEATED A RANKED OPPONENT:

BYU: 2009, vs. No. 18 Oregon State (W, 44-20)  
Opp: 2010, at Air Force (L, 14-35)

### THE LAST TIME OVERTIME WAS PLAYED:

BYU: 2009, vs. Utah (W, 26-23)

### TEAM WAS AHEAD AT HALF AND LOST:

BYU: 2007, at Tulsa (ahead 34-31, lost 55-47)  
Opp: 2010, vs. Washington (ahead 17-13, lost 23-17)

### SHUTOUT IN THE FIRST HALF:

BYU: 2010, at TCU (L, 3-31)  
Opp: 2009, at Wyoming (W, 52-0)

### SHUTOUT IN THE SECOND HALF:

BYU: 2010, at Air Force (L, 14-35)  
Opp: 2010, vs. Washington (W, 23-17)

### SHUTOUT:

BYU: 2009, at Wyoming (W, 52-0)  
Opp: 2003, vs. Utah (L, 3-0)

### PENALTIES 10 OR MORE:

BYU: 2009, 10 vs. Oklahoma (W, 14-13)  
Opp: 2010, 12 at Utah State (L, 16-31)

### PENALTY YARDS 100 OR MORE:

BYU: 2008, 12-123 at Utah State (W, 34-14)  
Opp: 2010, 12-105 at Utah State (L, 16-31)

### PENALTIES 1 OR LESS:

BYU: 2010, vs. Nevada (L, 13-27)  
Opp: 2006, at Air Force (W, 33-14)

### NO TURNOVERS:

BYU: 2010 vs. Nevada (L, 13-27)  
Opp: 2010 at TCU (L, 3-31)

### TIME OF POSSESSION 40 MINUTES OR MORE:

BYU: 2010, 45:01 vs. San Diego State (W, 24-21)



# 2010 COUGAR FOOTBALL

## NUMERICAL ROSTER/PRONUNCIATION GUIDE

NO.	PLAYER	POS.	HT.	WT.	YR.	HOMETOWN/LAST SCHOOL
1	Pendleton, Jordan	LB	6-3	239	Jr.	South Jordan, UT / Bingham HS
2	Hoffman, Cody	WR	6-4	205	Fr.	Crescent City, CA / Del Norte HS
3	Lark, James	QB	6-2	202	So.	St. George, UT / Pine View HS
5	Bradley, Brandon	DB	6-0	193	Sr.	Tallahassee, FL / Lincoln HS
6	Jacobson, McKay	WR	5-11	190	Jr.	Southlake, TX / Southlake Carroll HS
7	Logan, Brian	DB	5-6	185	Sr.	Fremont, CA / Foothill College
9	Heaps, Jake	QB	6-1	194	Fr.	Issaquah, WA / Skyline HS
10	Di Luigi, JJ	RB	5-9	190	Jr.	Canyon Country, CA / Canyon HS
11	Johnson, Jordan	DB	5-10	175	Fr.	Springfield, MA / Brooks School
11	Apo, Ross	WR	6-3	202	Fr.	Arlington, TX / The Oakridge School
12	Munns, Jason	QB	6-5	254	Fr.	Kennewick, WA / Southridge HS
13	Nelson, Riley	QB	6-0	201	Jr.	Logan, UT / Utah State
15	Mees, Carter	DB	6-0	195	So.	St. George, UT / Pine View HS
15	Everett, DeQuan	DB	6-3	200	Jr.	Long Beach, CA / Cerritos JC
15	Doman, DJ	WR	6-0	186	Fr.	Pleasant Grove, UT / Pleasant Grove HS
16	Falslev, JD	WR	5-8	175	Fr.	Logan, UT / Sky View HS
17	Jaussi, Landon	DB	6-5	218	Sr.	Wylie, TX / Southern Virginia
18	Wilson, Richard	TE	6-2	233	Fr.	Spanish Fork, UT / Spanish Fork HS
18	Galea'i, Jay	DB	6-0	179	Fr.	Laie, HI / Kahuku HS
19	Marshall, Matt	WR	5-10	172	Jr.	Salt Lake City, UT / Skyline HS
20	Quezada, Joshua	RB	5-11	211	Fr.	La Habra, CA / La Habra HS
21	Tollestrup, Dalin	DB	6-1	175	So.	Raymond, Alberta / U. of Calgary
22	Rich, Andrew	DB	6-3	217	Sr.	Ogden, UT / Snow JC
23	Uale, Travis	DB	6-2	197	Jr.	Hawaii Kai, HI / Kamehameha HS
24	Thomas, Steven	DB	5-11	172	Jr.	Chino Hills, CA / Chino Hills HS
25	Eason, Corby	DB	5-8	172	Jr.	Columbus, GA / Erie CC
26	Buckner, Robbie	DB	5-10	176	So.	Ashdown, AR / Ashdown HS
27	Foote, David	RB	5-11	208	So.	Washington, UT / Pine View HS
28	Phillips, Drew	RB	5-11	168	Fr.	Boaz, AL / Boaz HS
28	Gaines, Kori	DB	5-8	162	Fr.	Loganville, GA / Grayson HS
29	Ashworth, Luke	WR	6-2	201	Sr.	Provo, UT / Timpview HS
30	Mendenhall, Zeke	LB	5-11	212	Jr.	Alpine, UT / Lone Peak HS
31	Moore, AJ	RB	5-9	200	Fr.	Murrieta, CA / Murrieta Valley HS
31	Leung-Wai, Aveni	LB	6-1	238	Jr.	Aiea, HI / Grossmont JC
32	Herrmann, Cole	LB	6-0	186	Fr.	Draper, UT / Alta HS
32	Hague, Mike	RB	5-10	220	So.	Salt Lake City, UT / Brighton HS
33	Kariya, Bryan	RB	6-0	218	Jr.	Kaysville, UT / Davis HS
34	Jorgensen, Austen	LB	6-2	235	So.	Mt. Pleasant, UT / North Sanpete HS
35	Mendenhall, Zed	RB	5-11	239	So.	Alpine, UT / Lone Peak HS
36	Fua, Alani	LB	6-5	195	Fr.	Northridge, CA / Oaks Christian HS
36	Folsom, Ryan	RB	5-10	194	Fr.	Medford, OR / North Medford HS
37	So'oto, Vic	DL	6-3	261	Sr.	Carlsbad, CA / Carlsbad HS
38	Payne, Mitch	K	6-2	213	Sr.	North Ogden, UT / Weber HS
39	Brown, Algernon	RB	6-0	234	Fr.	Magna, UT / Skyline HS
41	Putnam, Matt	DL	6-6	271	Jr.	Brigham City, UT / Box Elder HS
42	Van Valkenburg, A.J.	LB	6-0	209	Sr.	South Jordan, UT / Snow JC
43	Fowler, Landon	DB	5-10	178	So.	Kaysville, UT / Davis HS
43	Atkinson, Jordan	LB	6-3	230	Sr.	Martinez, CA / Diablo Valley JC
44	Ogletree, Brandon	LB	5-11	225	So.	McKinney, TX / McKinney HS
45	Van Noy, Kyle	LB	6-3	219	Fr.	Reno, NV / McQueen HS
46	Kaveinga, Uona	LB	5-11	255	Jr.	Hawthorne, CA / USC
47	Stout, Zac	LB	6-1	229	Fr.	Moorpark, CA / Oaks Christian HS
48	Frazier, Jameson	LB	6-2	225	Jr.	Draper, UT / Alta HS
49	Wagner, Jadon	LB	6-4	246	Jr.	Lethbridge, Alberta / LCI
50	Keoshian, Collin	LB	6-1	245	Fr.	Santa Clarita, CA / Santa Clara Christian
50	Freeman, Ryan	OL	6-2	272	Jr.	Orem, UT / Orem HS
51	Tushaus, Blair	OL	6-2	275	Fr.	Scottsdale, AZ / Notre Dame Prep
51	Hunter, Shane	LB	5-10	232	Sr.	Idaho Falls, ID / Snow College
52	Steele, Tom	LB	6-0	201	Fr.	Orem, UT / Orem HS
54	Santos, Matt	LB	6-3	215	Fr.	Montgomery, NY / Pine Bush HS
55	Manumaleuna, Eathyn	DL	6-2	295	So.	Anchorage, AK / Timpview HS
56	Hess, Connell	LB	6-0	224	So.	Boise, ID / Capital HS
57	Tautu, Sae	LB	6-3	224	Fr.	Alpine, UT / Lone Peak HS
58	Welsh, Peter	LB	5-11	205	Fr.	Bakersfield, CA / Bakersfield HS
60	Brown, Terence	OL	6-4	330	Jr.	Summerville, SC / Summerville HS
62	Thorson, Marco	OL	6-3	327	Jr.	Ramona, CA / Ramona HS
63	Mulitalo, Manu	OL	6-2	330	Fr.	West Valley City, UT / Granger HS
65	Jones, Cole	OL	6-5	280	Fr.	Centerville, UT / Viewmont HS
66	Jensen, Matt	OL	6-6	231	Fr.	Canadensis, PA / Viewmont HS
67	Lawlor, Quinn	OL	6-4	262	Fr.	Orem, UT / Orem HS
68	Nielsen, Austin	OL	6-0	253	So.	Glendale, AZ / Sandra Day O'Conner HS
70	Reynolds, Matt	OL	6-6	322	Jr.	Provo, UT / Timpview HS
71	Kahaialii, Walter	OL	6-3	334	So.	Lahaina, HI / Kamehameha-Maui HS
72	Alletto, Nick	OL	6-6	325	Sr.	Parker, CO / Ponderosa HS
73	Speredon, Jason	OL	6-5	308	Sr.	West Valley City, UT / Granger HS
74	Black, Jordan	OL	6-6	298	Fr.	Draper, UT / Alta HS
74	Ansah, Ezekiel	DL	6-6	254	So.	Accra, Ghana / Presbyterian Boys
75	Brown, Braden	OL	6-6	300	So.	Salt Lake City, UT / Highland HS
76	Marquardt, Josh	DL	6-1	248	So.	Vista, CA / Palomar CC
76	Hansen, Braden	OL	6-6	310	So.	Sandy, UT / Alta HS
77	Eskelsen, Garrett	DE	6-2	233	So.	Ballwin, MO / Parkway West HS
78	Reynolds, Houston	OL	6-2	308	Fr.	Provo, UT / Timpview HS
79	Bryson, Thomas	DL	6-5	235	Fr.	Layton, UT / Layton HS
80	Mathews, Marcus	TE	6-5	200	Fr.	Beaverton, OR / Southridge HS
82	Muehlmann, Mike	TE	6-4	240	Fr.	American Fork, UT / American Fork HS
83	Hafoka, Spencer	WR	6-0	200	Jr.	Kahuku, HI / Kahuku HS
84	Mahina, Devin	TE	6-6	236	Fr.	Upland, CA / Upland HS
85	Sampson, Bryan	TE	6-3	221	Fr.	Pleasant Grove, UT / Pleasant Grove HS
85	Cutler, Dallin	WR	5-9	175	Fr.	Draper, UT / Alta HS
86	Peterson, BJ	WR	6-3	210	Sr.	Salt Lake City, UT / Brighton HS
87	Brown, Rhen	WR	5-10	180	So.	Summerville, SC / Lone Peak HS
88	Holt, Austin	TE	6-4	245	Fr.	South Jordan, UT / Bingham HS
89	Edwards, Matthew	TE	6-3	225	Jr.	Salt Lake City, UT / Woods Cross HS
90	Peterson, Matt	DL	6-5	260	Fr.	Bluffdale, UT / Riverton HS
91	Fabuluje, Tayo	DL	6-7	317	Fr.	Eules, TX / The Oakridge School
92	Rowley, Graham	DL	6-4	261	Fr.	Waialua, HI / Waialua HS
93	Ve, Simote	DL	5-11	243	Jr.	Hau'ula, HI / BYU-Hawaii
94	Richardson, Jordan	DL	6-3	271	So.	Idaho Falls, ID / Bonneville HS
95	Kaluhiokalani, Kalama	DL	5-10	266	So.	Kaneohe, HI / Kamehameha HS
96	Hornung, Reed	DS	6-2	250	So.	Anoka, MN / Snow College
97	Tuiloma, Travis	DL	6-2	316	Fr.	Topeka, KS / Washburn Rural HS
98	Fuga, Romney	DL	6-2	307	Jr.	Huntington Beach, CA / Edison HS
99	Stephenson, Riley	K/P	6-0	203	So.	St. George, UT / Pine View HS

PRONUNCIATION GUIDE	
Name	Pronunciation
Ross Apo	App-oh
Algernon Brown	al-JUR-non
J.J. Di Luigi	dee-loo-EE-jee
DeQuan Everett	De-Kwan
Tayo Fabuluje	Tay-oh Fab-ah-loo-jay
J.D. Falslev	Falls-lehv
Alani Fua	Ah-lah-nee Foo-ah
Romney Fuga	foo-gah
Jay Galea'i	Dray Nah-lee-eye
Spencer Hafoka	hah-foe-kah
Mike Hague	hay-gh
Landon Jaussi	yow-see
Walter Kahaialii	Kah-high-ah-lee-ee
Kalama Kaluhiokalani	Kah-lah-mah Kah-loo-he-oh-kah-lah-nee
Bryan Kariya	Kah-ree-yah
Uona Kaveinga	Whoa-na Kah-vayn-ga
Collin Keoshian	Key-OH-she-un
Aveni Leung-Wai	a-ven-ee Lang-why
Devin Mahina	Mah-HEE-nah
Eathyn Manumaleuna	E-thyn Mah-noo-mah-lay-oo-nah
Manu Mulitalo	Mah-noo Moo-lee-tah-low
Joshua Quezada	KAY-zah-dah
Vic So'oto	soh-OH-toe
Jason Speredon	Spear-eh-done
Sai Tautu	Sigh Taw-too
Travis Tuiloma	Too-EE-low-mah
Blair Tushaus	Tuss-house
Travis Uale	oo-ah-leh
Simote Ve	See-mo-tay Vay-ah



# 2010 COUGAR FOOTBALL

## DEPTH CHART

### OFFENSE

POS	NO.	NAME	HT.	WT.	YR.	HOMETOWN/LAST SCHOOL
WR	2	Cody Hoffman	6-4	205	Fr.	Crescent City, CA / Del Norte HS
	83	Spencer Hafoka	6-0	200	Jr.	Kahuku, HI / Kahuku HS
WR	6	McKay Jacobson	5-11	190	Jr.	Southlake, TX / Southlake Carroll HS
	29	Luke Ashworth	6-2	201	Sr.	Provo, UT / Timpview HS
TE	84	Devin Mahina	6-6	236	Fr.	Upland, CA / Upland HS
	-or- 82	Mike Muehlmann	6-4	240	Fr.	American Fork, UT / American Fork HS
LT	70	Matt Reynolds	6-6	322	Jr.	Provo, UT / Timpview HS
	71	Walter Kahaialii	6-3	334	So.	Lahaina, HI / Kamehameha-Maui HS
LG	76	Braden Hansen	6-6	310	So.	Sandy, UT / Alta HS
	72	Nick Alletto	6-6	325	Sr.	Parker, CO / Ponderosa HS
C	60	Terence Brown	6-4	330	Jr.	Summerville, SC / Summerville HS
	78	Houston Reynolds	6-2	308	Fr.	Provo, UT / Timpview HS
RG	73	Jason Speredon	6-5	308	Sr.	West Valley City, UT / Granger HS
	-or- 72	Nick Alletto	6-6	325	Sr.	Parker, CO / Ponderosa HS
RT	75	Braden Brown	6-6	300	So.	Salt Lake City, UT / Highland HS
	71	Walter Kahaialii	6-3	334	So.	Lahaina, HI / Kamehameha-Maui HS
QB	9	Jake Heaps	6-1	194	Fr.	Issaquah, WA / Skyline HS
	3	James Lark	6-2	202	So.	St. George, UT / Pine View HS
RB	33	Bryan Kariya	6-0	218	Jr.	Kaysville, UT / Davis HS
	35	Zed Mendenhall	5-11	239	So.	Alpine, UT / Lone Peak HS
TB	10	JJ Di Luigi	5-9	190	Jr.	Canyon Country, CA / Canyon HS
	20	Joshua Quezada	5-11	211	Fr.	La Habra, CA / La Habra HS

### DEFENSE

POS	NO.	NAME	HT.	WT.	YR.	HOMETOWN/LAST SCHOOL
LE	41	Matt Putnam	6-6	271	Jr.	Brigham City, UT / Box Elder HS
	55	Eathyn Manumaleuna	6-2	295	So.	Anchorage, AK / Timpview HS
-or- 92	Graham Rowley	6-4	261	Fr.	Waiialua, HI / Waiialua HS	
NT	55	Eathyn Manumaleuna	6-2	295	So.	Anchorage, AK / Timpview HS
	-or- 94	Jordan Richardson	6-3	271	So.	Idaho Falls, ID / Bonneville HS
RE	37	Vic So'oto	6-3	261	Sr.	Carlsbad, CA / Carlsbad HS
	79	Thomas Bryson	6-5	235	Fr.	Layton, UT / Layton HS
SLB	45	Kyle Van Noy	6-3	219	Fr.	Reno, NV / McQueen HS
	30	Zeke Mendenhall	5-11	212	Jr.	Alpine, UT / Lone Peak HS
MLB	51	Shane Hunter	5-10	232	Sr.	Idaho Falls, ID / Snow College
	47	Zac Stout	6-1	229	Fr.	Westlake Village, CA / Oaks Christian
BLB	44	Brandon Ogletree	5-11	225	So.	McKinney, TX / McKinney HS
	34	Austen Jorgensen	6-2	235	So.	Mt. Pleasant, UT / North Sanpete HS
WLB	49	Jadon Wagner	6-4	246	Jr.	Lethbridge, Alberta / LCI
	48	Jameson Frazier	6-2	225	Jr.	Draper, UT / Alta HS
FC	7	Brian Logan	5-6	185	Sr.	Fremont, CA / Foothill College
	26	Robbie Buckner	5-10	176	So.	Ashdown, AR / Ashdown HS
BC	5	Brandon Bradley	6-0	193	Sr.	Tallahassee, FL / Lincoln HS
	25	Corby Eason	5-8	172	Jr.	Columbus, GA / Erie CC
KAT	22	Andrew Rich	6-3	217	Sr.	Ogden, UT / Snow JC
	18	Jray Galea'i	6-0	179	Fr.	Laie, HI / Kahuku HS
FS	23	Travis Uale	6-2	197	Jr.	Hawaii Kai, HI / Kamehameha HS
	24	Steven Thomas	5-11	172	Jr.	Chino Hills, CA / Chino Hills HS

### SPECIAL TEAMS

POS	NO.	NAME	HT.	WT.	YR.	HOMETOWN/LAST SCHOOL
K	38	Mitch Payne	6-2	213	Sr.	North Ogden, UT / Weber HS
	99	Riley Stephenson	6-0	203	So.	St. George, UT / Pine View HS
P	99	Riley Stephenson	6-0	203	So.	St. George, UT / Pine View HS
DS	96	Reed Hornung	6-2	250	So.	Anoka, MN / Snow College
H	19	Matt Marshall	5-10	172	Jr.	Salt Lake City, UT / Skyline HS
KR	10	JJ Di Luigi	5-9	190	Jr.	Canyon Country, CA / Canyon HS
	2	Cody Hoffman	6-4	205	Fr.	Crescent City, CA / Del Norte HS
PR	6	McKay Jacobson	5-11	190	Jr.	Southlake, TX / Southlake Carroll HS
	16	JD Falslev	5-8	175	Fr.	Logan, UT / Sky View HS



# 2010 COUGAR FOOTBALL

## OFFENSIVE SEASON/CAREER HIGHS

### INDIVIDUAL 2010 SEASON AND CAREER HIGHS

RUSHING NO.	NAME	CARRIES	YARDS	TOUCHDOWNS	LONG
10	JJ Di Luigi Career:	22 (San Diego State) same	134 (San Diego State) same	1 (3 times) 2 (Tulane 2009)	46 (San Diego State) same
33	Bryan Kariya Career:	22 (San Diego State) same	85 (San Diego State) same	2 (San Diego State) same	12 (San Diego State) 16 (Arizona 2008)
20	Joshua Quezada Career:	11 (San Diego State) same	50 (San Diego State) same		17 (San Diego State) same
9	Jake Heaps Career:	6 (San Diego State) same	6 (Washington) same		13 (Utah State) same
13	Riley Nelson Career:	20 (Air Force) same	95 (Air Force) same	1 (Air Force) 1 (4 times)	24 (Air Force) same
32	Mike Hague Career:	1 (TCU) 9 (UNLV 2006)	3 (TCU) 123 (UNLV 2006)	1 (UNLV 2006)	3 (TCU) 87 (UNLV 2006)
4	O'Neill Chambers Career:	1 (Washington) same	8 (Washington) 63 (Tulane 2009)		8 (Washington)

RECEIVING NO.	NAME	RECEPTIONS	YARDS	TOUCHDOWNS	LONG
2	Cody Hoffman Career:	6 (Utah State) same	74 (Nevada) same	1 (Florida State) same	27 (Air Force) same
4	O'Neill Chambers Career:	3 (Washington) 5 (Florida State 2009)	27 (Florida State) 70 (Colorado State 2009)	1 (two times)	15 (Florida State) 37 (Colorado State 2009)
6	McKay Jacobson Career:	8 (Utah State) same	85 (Utah State) 111 (Florida State 2009)	2 (UNLV 2006)	21 (Utah State) 80 (Florida State 2009)
10	JJ Di Luigi Career:	8 (Nevada) same	83 (Washington) 94 (Wyoming 2009)	1 (Washington) 2 (Wyoming 2009)	48 (Washington) same
18	Richard Wilson Career:	3 (Washington) same	45 (Washington) same		25 (Washington) same
20	Joshua Quezada Career:	2 (Nevada) same	12 (Nevada) same	1 (Washington) same	9 (Washington, Nevada) same
29	Luke Ashworth Career:	6 (Washington) same	24 (Washington) 91 (Utah State 2009)	1 (three times 2009)	12 (Washington) 48 (Utah State 2009)
32	Mike Hague Career:	2 (TCU) same	14 (TCU) same		13 (Florida State) same
33	Bryan Kariya Career:	4 (TCU) 4 (Oklahoma 2009)	31 (TCU) 76 (Oklahoma 2009)	1 (Tulane/SDSU 2009)	13 (SDSU, TCU) 49 (Oklahoma 2009)
35	Zed Mendenhall Career:	1 (Utah State) same	2 (Utah State) same		2 (Utah State) same
80	Marcus Mathews Career:	3 (San Diego State) same	43 (San Diego State) same		32 (Utah State) same
82	Mike Muehlmann Career:	1 (3 times) same	16 (San Diego State) same		16 (San Diego State) same
83	Spencer Hafoka Career:	1 (Utah State) 3 (TCU/AFA 2009)	8 (Utah State) 31 (TCU 2009)		8 (Utah State) 24 (Colorado State 2009)
86	BJ Peterson Career:	1 (Nevada) same	5 (Nevada) same		5 (Nevada) same
88	Austin Holt Career:	1 (Utah State) same	2 (Utah State) same		2 (Utah State) same

PASSING NO.	NAME	ATTEMPTS	COMPLETIONS	YARDS	TOUCHDOWNS	LONG
9	Jake Heaps Career:	55 (Utah State) same	27 (Utah State) same	270 (Utah State) same	1 (Florida State) same	32 (Utah State) same
13	Riley Nelson Career:	19 (Air Force) same	11 (Washington) same	131 (Washington) same	2 (Washington) same	48 (Washington) same



# 2010 COUGAR FOOTBALL

## DEFENSIVE & SPECIAL TEAMS SEASON/CAREER HIGHS

### INDIVIDUAL 2010 SEASON AND CAREER HIGHS

NO.	NAME	UT	AT	TT	TFL	INT	SACKS
1	Jordan Pendleton Career:	9 (Florida State) same	6 (Washington) same	12 (Florida State) same	1.5 (Wash. FSU) 2 (New Mexico 2009)	1 (twice 08, 09)	1.5 (Florida State) 2 (UNM 2009)
5	Brandon Bradley Career:	4 (SDSU, TCU) 9 (Florida State 2009)	3 (Washington) 3 (TCU 2009)	6 (Washington) 10 (Florida State 2009)	1.0 (SDSU, TCU) same		
7	Brian Logan Career:	8 (San Diego State) 8 (Florida State 2009)	3 (Air Force) 5 (Colorado St. 2009)	8 (San Diego State) 11 (Florida State 2009)	2 (New Mexico 2009)	1 (Tul/CSU/Wyo)	
15	Carter Mees Career:	3 (TCU) same	1 (Wash., Nev.) same	3 (TCU) same			
18	Jray Galea'i Career:	2 (Utah State) same		2 (Utah State) same			
22	Andrew Rich Career:	10 (TCU) same	5 (Air Force, Nevada) 8 (TCU 2009)	14 (Air Force, Nevada) same	2.0 (Air Force) same	2 (Air Force 2009)	1 (UNM 2009)
23	Travis Uale Career:	5 (Utah State) same	5 (Utah State) same	10 (Utah State) same			
24	Steven Thomas Career:	2 (Florida State) same	1 (Florida State) same	3 (Florida State) same	0.5 (Florida State) same		
25	Corby Eason Career:	4 (Nevada) same	1 (Wyoming 2009)	4 (Nevada) same	1.0 (USU, TCU) same		1.0 (TCU) same
30	Zeke Mendenhall Career:	2 (TCU) same	1 (Nevada, USU) same	2 (Nevada, TCU) same			
31	Aveni Leung-Wai Career:	2 (Florida State) same	2 (Florida State) same	4 (Florida State) same	1.0 (Florida State) same		
34	Austen Jorgensen Career:	7 (Florida State) same	6 (Air Force) same	7 (Air Force, FSU, Nevada) same			
37	Vic So'oto Career:	4 (TCU) same	8 (Air Force) same	11 (Air Force) same	2.0 (TCU) 2.0 (Tulane 2009)	1 (Nevada) same	1 (AFA, TCU) 1 (3 times)
41	Matt Putnam Career:	4 (TCU) 4 (Utah State 2008)	5 (Utah State) same	6 (Utah State) same	1.0 (three times)	1 (UCLA 2008)	1 (three times)
44	Brandon Ogletree Career:	4 (Utah State) same	4 (Utah State) same	8 (Utah State) same		1 (San Diego State) same	
45	Kyle Van Noy Career:	5 (San Diego State) same	3 (Utah State) same	7 (Utah State) same	1.0 (3 times) same		1 (San Diego St.) same
47	Zac Stout Career:	3 (Nevada) same	3 (Nevada) same	6 (Nevada) same	1.0 (Air Force) same		
48	Jameson Frazier Career:	4 (Air Force) same	2 (Washington, AFA) same	6 (Air Force) same	0.5 (Washington) same		
49	Jadon Wagner Career:	6 (Utah State) same	4 (Utah State) same	10 (Utah State) same	2.0 (Utah State) same		
51	Shane Hunter Career:	5 (Washington, AFA) same	10 (Utah State) same	13 (Utah State) same	1.5 (TCU) same	1 (Air Force) same	
55	Eathyn Manumaleuna Career:	1 (4 times) 3 (UCLA, UNLV 2007)	6 (Nevada) same	6 (Nevada) same	1.5 (Florida State) same		1.5 (Florida State) same
79	Thomas Bryson Career:	1 (Air Force, USU) same		1 (Air Force, USU) same			
94	Jordan Richardson Career:	6 (Air Force) same	3 (Air Force, Nevada) same	9 (Air Force) same			
98	Romney Fuga Career:	2 (Florida State, Nev.) 4 (San Diego St. 2009)	4 (Washington) 6 (Colorado St. 2009)	5 (Washington) 9 (Colorado St. 2009)	0.5 (Washington) 2 (Colorado St. 2009)		0.5 (Washington) 1 (CSU 09)

#### KICK RETURNS

NO.	NAME	LONG
2	Cody Hoffman Career:	31 (Nevada) same
4	O'Neill Chambers Career:	33 (San Diego State) 97 (UNLV 2009)
6	McKay Jacobson Career:	39 (Nevada) same
10	JJ Di Luigi Career:	35 (Air Force) 38 (Utah State 2009)
16	JD Falslev Career:	34 (Utah State) same

#### PUNT RETURNS

NO.	NAME	LONG
4	O'Neill Chambers Career:	20 (Washington) 43 (Utah 2009)
6	McKay Jacobson Career:	13 (San Diego State) 77 (Wyoming 2006)
16	JD Falslev Career:	23 (TCU) same

#### FIELD GOALS

NO.	NAME	LONG
38	Mitch Payne Career:	29 (3 times) 49 (Air Force 2009)

#### PUNTS

NO.	NAME	#	YARDS	LONG
99	Riley Stephenson Career:	7 (TCU) 9 (Utah09)	336 (TCU) 377 (Utah09)	59 (TCU) 60 (OSU)





# 2010 COUGAR FOOTBALL STARTERS/TEAM STATS

## GAME-BY-GAME STARTERS

### OFFENSIVE STARTERS

GAME	QB	WR	WR/TE	RB	RB/WR	TE/WR	LT	LG	C	RG	RT
Washington	Nelson	Chambers	Jacobson	Di Luigi	Zed Mendenhall	Muehlmann	Reynolds	B. Hansen	T. Brown	Speredon	B. Brown
Air Force	Nelson	Hoffman	Jacobson	Di Luigi	Kariya	Muehlmann	Reynolds	B. Hansen	T. Brown	Speredon	B. Brown
Florida State	Nelson	Chambers	Jacobson	Di Luigi	Hoffman	Ashworth	Reynolds	B. Hansen	T. Brown	Speredon	B. Brown
Nevada	Heaps	Hoffman	Jacobson	Di Luigi	Kariya	Holt	Reynolds	B. Hansen	T. Brown	Speredon	B. Brown
Utah State	Heaps	Hoffman	Jacobson	Di Luigi	Kariya	Mahina	Reynolds	B. Hansen	T. Brown	Speredon	B. Brown
San Diego State	Heaps	Chambers	Jacobson	Di Luigi	Zed Mendenhall	Mahina	Reynolds	B. Hansen	T. Brown	Speredon	B. Brown
TCU	Heaps	Chambers	Muehlmann	Di Luigi	Kariya	Mahina	Reynolds	B. Hansen	T. Brown	Speredon	B. Brown

### DEFENSIVE STARTERS

GAME	LE	NG	RE	SLB	MLB	BLB	WLB	FC	FS	KAT	BC
Washington	Manumaleuna	Fuga	So'oto	Pendleton	Hunter	Leung-Wai	Frazier	Logan	Thomas	Rich	Bradley
Air Force	Manumaleuna	Fuga	So'oto	Pendleton	Hunter	Ogletree	Frazier	Logan	Thomas	Rich	Bradley
Florida State	Manumaleuna	Fuga	So'oto	Pendleton	Hunter	Leung-Wai	Frazier	Logan	Thomas	Rich	Bradley
Nevada	Manumaleuna	Fuga	So'oto	Pendleton	Hunter	Jorgensen	Frazier	Eason	Rich	Zek. Mendenhall	Bradley
Utah State	Putnam	Manumaleuna	So'oto	Pendleton	Hunter	Jorgensen	Wagner	Logan	Uale	Rich	Bradley
San Diego State	Putnam	Richardson	So'oto	Van Noy	Hunter	Ogletree	Wagner	Logan	Uale	Rich	Bradley
TCU	Putnam	Richardson	So'oto	Van Noy	Hunter	Ogletree	Wagner	Logan	Uale	Rich	Bradley

## CAREER GAMES STARTED

OFFENSE		FIRST-YEAR STARTERS (9)		DEFENSE		FIRST-YEAR STARTERS (13)	
Matt Reynolds (Jr., OL)	33	JJ Di Luigi (Jr., RB)	7	Brandon Bradley (Sr., DB)	23	Shane Hunter (Sr., LB)	7
McKay Jacobson (Jr., WR)	21	Jason Speredon (Sr., OL)	7	Andrew Rich (Sr., DB)	23	Jameson Frazier (Jr., LB)	4
Terence Brown (Jr., OL)	20	Jake Heaps (Fr., QB)	4	Brian Logan (Sr., DB)	18	Brandon Ogletree (So., LB)	3
Braden Hansen (So., OL)	20	Cody Hoffman (Fr., WR)	3	Eathyn Manumaleuna (So., DL)	18	Matt Putnam (Jr., DL)	3
O'Neill Chambers (Jr., WR)	14	Devin Mahina (Fr., TE)	3	Jordan Pendleton (Jr., LB)	15	Steven Thomas (Jr., DB)	3
Braden Brown (So., OL)	9	Mike Muehlmann (Fr., TE)	3	Vic So'oto (Sr., DL)	14	Travis Uale (Jr., DB)	3
Luke Ashworth (Sr., WR)	8	Riley Nelson (Jr., QB)	3	Romney Fuga (Jr., DL)	7	Jadon Wagner (Jr., LB)	3
Bryan Kariya (Jr., RB)	6	Zed Mendenhall (So., RB)	2			Austen Jorgensen (So., LB)	2
Spencer Hafoka (Jr., WR)	5	Austin Holt (Fr., TE)	1			Aveni Leung-Wai (Jr., LB)	2
						Jordan Richardson (So., DL)	2
						Kyle Van Noy (Fr., LB)	2
						Corby Eason (Jr., DB)	1
						Zeke Mendenhall (Sr., LB)	1

## BYU TEAM STATISTICS

DATE	OPPONENT	SCORE	RECORD	CONF. RECORD	TIME	ATTENDANCE
Sept. 4, 2010	Washington	23-17	1-0	0-0	3:24	63,771
Sept. 11, 2010	at Air Force	35-14	1-1	0-1	3:02	46,692
Sept. 18, 2010	at Florida State	34-10	1-2	0-1	3:13	68,795
Sept. 25, 2010	Nevada	27-13	1-3	0-1	3:09	61,471
Oct. 1, 2010	at Utah State	31-16	1-4	0-1	3:22	24,152
Oct. 9, 2010	San Diego State	24-21	2-4	1-1	3:04	62,176
Oct. 16, 2010	at TCU	31-3	2-5	1-2	2:53	40,416



# 2010 COUGAR FOOTBALL

## GAME-BY-GAME

### GAME 1 - SEPTEMBER 4, 2010 BYU VS. WASHINGTON

LAVELL EDWARDS STADIUM - PROVO, UTAH

Score by Quarters 1 2 3 4 Score

Washington..... 7 10 0 0 - 17 Record: (1-0)  
BYU..... 5 8 10 0 - 23 Record: (0-1)

#### Scoring Summary:

1st 10:02 WASH - Kearse, J. 19 yd pass from Locker, Jake (Folk, Erik kick), 7-73 3:03, WASH 7 - BY 0

04:30 BY - TEAM safety, WASH 7 - BY 2

00:31 BY - PAYNE, Mitch 22 yd field goal, 9-66 3:53, WASH 7 - BY 5

2nd 12:08 BY - QUEZADA, Joshua 9 yd pass from NELSON, Riley (NELSON, Riley rush), 8-47 2:36, WASH 7 - BY 13

08:43 WASH - Locker, Jake 9 yd run (Folk, Erik kick), 9-80 3:25, WASH 14 - BY 13

00:00 WASH - Folk, Erik 54 yd field goal, 11-63 1:55, WASH 17 - BY 13

3rd 06:59 BY - PAYNE, Mitch 29 yd field goal, 11-58 5:33, WASH 17 - BY 16

04:23 BY - DI LUIGI, JJ 48 yd pass from NELSON, Riley (PAYNE, Mitch kick), 3-48 0:56, WASH 17 - BY 23

	WASH	BYU
FIRST DOWNS.....	20	23
RUSHES-YARDS (NET).....	31-128	33-146
PASSING YDS (NET).....	266	262
Passes Att-Comp-Int.....	39-20-0	40-24-0
TOTAL OFFENSE PLAYS-YARDS.....	70-394	73-408
Fumble Returns-Yards.....	0-0	0-0
Punt Returns-Yards.....	0-0	2-26
Kickoff Returns-Yards.....	3-20	4-72
Interception Returns-Yards.....	0-0	0-0
Punts (Number-Avg).....	6-45.2	6-37.2
Fumbles-Lost.....	2-0	2-0
Penalties-Yards.....	5-66	6-60
Possession Time.....	27:48	32:12
Third-Down Conversions.....	5 of 15	5 of 16
Fourth-Down Conversions.....	0 of 3	1 of 1
Red-Zone Scores-Chances.....	2-2	3-3
Sacks By: Number-Yards.....	0-0	1-4

**RUSHING:** Washington-Polk, Chris 16-92; Callier, Jesse 2-40; Locker, Jake 11-29; Fogerson, Johri 1-6; Mahan, Will 1-minus 39. BYU-DI LUIGI, JJ 13-69; NELSON, Riley 8-45; KARIYA, Bryan 8-20; CHAMBERS, O'Nei 1-8; HEAPS, Jake 1-6; TEAM 2-minus 2.

**PASSING:** Washington-Locker, Jake 20-37-0-266; Aguilar, Devin 0-1-0-0; TEAM 0-1-0-0. BYU HEAPS, Jake 13-23-0-131; NELSON, Riley 11-17-0-131.

**RECEIVING:** Washington-Kearse, J. 5-108; Aguilar, Devin 5-57; Bruns, Cody 3-25; Callier, Jesse 2-15; Polk, Jordan 1-25; Izbicki, Chris 1-15; Sylvester, A. 1-9; Polk, Chris 1-7; Goodwin, D. 1-5. BYU-ASHWORTH, Luke 6-24; DI LUIGI, JJ 4-83; WILSON, Richard 3-45; JACOBSON, McKay 3-33; CHAMBERS, O'Nei 3-21; MATHEWS, Marcus 1-17; MUEHLMANN, Mike 1-15; HOFFMAN, Cody 1-14; QUEZADA, Joshua 1-9; KARIYA, Bryan 1-1.

**INTERCEPTIONS:** Washington-None. BYU-None.

**FUMBLES:** Washington-Mahan, Will 1-0; Locker, Jake 1-0. BYU-CHAMBERS, O'Nei 1-0; DI LUIGI, JJ 1-0.

**SACKS (UA-A):** Washington-None. BYU-PENDLETON, Jord 0-1; FUGA, Romney 0-1.

**TACKLES (UA-A):** Washington-Foster, Mason 9-5; Aiyewa, Victor 8-2; Williams, Nate 5-7; Fellner, Nathan 7-2; Trufant, D. 4-1; Richardson, Q. 3-1; Elisara, Cam. 2-1; Crichton, Talia 1-3; Shamburger, W. 2-0; Dennison, Cort 0-3; Gilliland, G. 1-0; Tucker, Tim 1-0; Houston, Matt 1-0; Thompson, E. 0-1. BYU-RICH, Andrew 6-3; HUNTER, Shane 5-4; THOMAS, Steven 4-2; PENDLETON, Jord 2-6; OGLETREE, Brand 3-3; BRADLEY, Brando 3-3; FUGA, Romney 1-4; FRAZIER, Jameso 1-2; SO'OTO, Vic 1-2; LEUNG-WAI, Aven 1-1; JORGENSEN, Aust 1-1; LOGAN, Brian 1-0; GALEA'I, Jray 1-0; MANUMALEUNA, Ea 0-2; PUTNAM, Matt 0-1; HAGUE, Mike 0-1

### GAME 2 - SEPTEMBER 11, 2010 BYU VS. AIR FORCE

FALCON STADIUM - USAFA, COLORADO

Score by Quarters 1 2 3 4 Score

BYU..... 14 0 0 0 - 14 Record: (1-1)  
Air Force.....7 14 7 7 - 35 Record: (2-0)

#### Scoring Summary:

1st 09:43 BY - DI LUIGI, JJ 1 yd run (PAYNE, Mitch kick), 12-74 5:17, BY 7 - AF 0

08:34 AF - HUNTER, Mikel 37 yd pass from JEFFERSON, Tim (SODERBERG, Erik kick), 5-61 1:05, BY 7 - AF 7

02:29 BY - NELSON, Riley 4 yd run (PAYNE, Mitch kick), 5-49 2:43, BY 14 - AF 7

2nd 09:42 AF - JEFFERSON, Tim 5 yd run (SODERBERG, Erik kick), 17-80 7:47, BY 14 - AF 14

05:17 AF - HUNTER, Mikel 33 yd run (SODERBERG, Erik kick), 2-48 0:36, BY 14 - AF 21

3rd 02:24 AF - WARZEKA, Jon 46 yd run (SODERBERG, Erik kick), 9-76 3:51, BY 14 - AF 28

4th 12:34 AF - WALKER, Nathan 5 yd run (SODERBERG, Erik kick), 5-45 2:15, BY 14 - AF 35

	BYU	AF
FIRST DOWNS.....	15	22
RUSHES-YARDS (NET).....	34-221	65-409
PASSING YDS (NET).....	88	68
Passes Att-Comp-Int.....	25-10-1	13-5-1
TOTAL OFFENSE PLAYS-YARDS.....	59-309	78-477
Fumble Returns-Yards.....	0-0	0-0
Punt Returns-Yards.....	2-13	0-0
Kickoff Returns-Yards.....	4-81	1-12
Interception Returns-Yards.....	1-0	1-1
Punts (Number-Avg).....	6-29.3	4-41.5
Fumbles-Lost.....	4-2	1-0
Penalties-Yards.....	7-45	10-125
Possession Time.....	23:01	36:59
Third-Down Conversions.....	6 of 15	10 of 19
Fourth-Down Conversions.....	1 of 2	2 of 2
Red-Zone Scores-Chances.....	2-2	2-3
Sacks By: Number-Yards.....	1-5	0-0

**RUSHING:** BYU-DI LUIGI, JJ 7-103; NELSON, Riley 20-95; KARIYA, Bryan 7-23. Air Force-CLARK, Asher 18-121; TEW, Jared 17-77; WARZEKA, Jon 6-62; HUNTER, Mikel 2-53; JEFFERSON, Tim 9-38; WALKER, Nathan 7-28; HALDERMAN, Kyle 2-16; JONES, Darius 1-9; SOUTHWORTH, Rya 2-7; TEAM 1-minus 2.

**PASSING:** BYU-NELSON, Riley 8-19-0-73; HEAPS, Jake 2-6-1-15. Air Force-JEFFERSON, Tim 5-13-1-68.

**RECEIVING:** BYU-HOFFMAN, Cody 3-37; DI LUIGI, JJ 3-25; MUEHLMANN, Mike 1-13; ASHWORTH, Luke 1-8; QUEZADA, Joshua 1-4; KARIYA, Bryan 1-1. Air Force-CLARK, Asher 3-8; HUNTER, Mikel 1-37; HALDERMAN, Kyle 1-23.

**INTERCEPTIONS:** BYU-HUNTER, Shane 1-0. Air Force-REMBERT, Reggie 1-1.

**FUMBLES:** BYU-DI LUIGI, JJ 2-1; NELSON, Riley 2-1. Air Force-TEW, Jared 1-0.

**SACKS (UA-A):** BYU-SO'OTO, Vic 1-0. Air Force-None.

**TACKLES (UA-A):** BYU-RICH, Andrew 9-5; SO'OTO, Vic 3-8; HUNTER, Shane 5-5; RICHARDSON, Jor 6-3; JORGENSEN, Aust 1-6; FRAZIER, Jameso 4-2; LOGAN, Brian 2-3; PENDLETON, Jord 1-4; STOUT, Zac 2-1; UALE, Travis 2-1; BRADLEY, Brando 1-2; FUGA, Romney 1-2; OGLETREE, Brand 1-1; MANUMALEUNA, Ea 1-1; THOMAS, Steven 1-0; BRYSON, Thomas 1-0; HAGUE, Mike 1-0; PUTNAM, Matt 1-0; HOFFMAN, Cody 1-0. Air Force-WAIWAI, Jord 1-6; AMACK, Brady 4-2; RICKETTS, Rick 3-3; REMBERT, Reggie 3-2; HENNESSEY, Pat 3-2; DAVIS, Jon 2-3; MORRIS, Andre 3-1; LINDSAY, Brian 2-2; ADEJI-PAUL, PJ 2-1; WRIGHT, Anthony 2-1; PAYNE, Zach 1-2; CHAMBERS, James 1-0; REID, Colton 1-0; FREEMAN, Joshua 1-0; MCWILLIAMS, Har 1-0; GARDNER, Ryan 0-1; HALL, Josh 0-1; KONEMANN, Caleb 0-1.



# 2010 COUGAR FOOTBALL

## GAME-BY-GAME

### GAME 3 - SEPTEMBER 18, 2010 BYU VS. FLORIDA STATE

DOAK CAMPBELL STADIUM - TALLAHASSEE, FLORIDA

#### Score by Quarters 1 2 3 4 Score

BYU..... 0 10 0 0 - 10     Record: (1-2)  
Florida State..... 3 10 14 7 - 34     Record: (2-1)

#### Scoring Summary:

1st 00:36 FS - Dustin Hopkins 26 yd field goal, 10-62 4:44, BY 0 - FS 3  
2nd 09:56 FS - Dustin Hopkins 47 yd field goal, 4-9 1:24, BY 0 - FS 6  
07:40 FS - Chris Thompson 83 yd run (Dustin Hopkins kick), 1-83 0:14, BY 0 - FS 13  
04:26 BY - PAYNE, Mitch 28 yd field goal, 7-49 3:14, BY 3 - FS 13  
00:14 BY - HOFFMAN, Cody 4 yd pass from HEAPS, Jake (PAYNE, Mitch kick), 11-71 1:56, BY 10 - FS 13  
3rd 07:16 FS - Ty Jones 2 yd pass from Christian Ponder (Dustin Hopkins kick), 14-63 6:53, BY 10 - FS 20  
00:55 FS - Christian Ponder 1 yd run (Dustin Hopkins kick), 4-86 1:37, BY 10 - FS 27  
4th 01:35 FS - Ty Jones 9 yd run (Dustin Hopkins kick), 4-7 2:23, BY 10 - FS 34

	BYU	FSU
FIRST DOWNS.....	17	19
RUSHES-YARDS (NET).....	35-76	44-278
PASSING YDS (NET).....	115	149
Passes Att-Comp-Int.....	35-16-1	21-14-0
TOTAL OFFENSE PLAYS-YARDS...	70-191	65-427
Fumble Returns-Yards.....	0-0	0-0
Punt Returns-Yards.....	2-19	4-18
Kickoff Returns-Yards.....	1-24	2-18
Interception Returns-Yards....	0-0	1-2
Punts (Number-Avg).....	6-47.0	3-47.0
Fumbles-Lost.....	4-1	2-1
Penalties-Yards.....	5-45	8-65
Possession Time.....	25:54	34:06
Third-Down Conversions.....	4 of 15	6 of 13
Fourth-Down Conversions.....	1 of 3	1 of 1
Red-Zone Scores-Chances.....	2-2	5-6
Sacks By: Number-Yards.....	3-16	8-52

**RUSHING:** Brigham Young-DI LUIGI, JJ 18-93; KARIYA, Bryan 7-27; QUEZADA, Joshua 1-9; NELSON, Riley 3-8; HEAPS, Jake 6-minus 61. Florida State-Chris Thompson 9-123; Ty Jones 15-95; Christian Ponder 13-50; Jermaine Thomas 4-9; Lonnie Pryor 1-5; TEAM 2-minus 4.

**PASSING:** Brigham Young-HEAPS, Jake 15-31-0-114; NELSON, Riley 1-4-1-1. Florida State-Christian Ponder 14-21-0-149.

**RECEIVING:** Brigham Young-HOFFMAN, Cody 5-17; DI LUIGI, JJ 3-36; CHAMBERS, O'Neill 2-27; KARIYA, Bryan 2-10; ASHWORTH, Luke 2-6; HAGUE, Mike 1-13; JACOBSON, McKay 1-6. Florida State-Bert Reed 9-89; Rodney Smith 2-18; Willie Haulstead 1-34; Taiwan Easterling 1-6; Ty Jones 1-2.

**INTERCEPTIONS:** Brigham Young-None. Florida State-Xavier Rhodes 1-2.

**FUMBLES:** Brigham Young-HEAPS, Jake 3-0; NELSON, Riley 1-1. Florida State-Bert Reed 1-1; Christian Ponder 1-0.

**SACKS (UA-A):** Brigham Young-MANUMALEUNA, Eathyn 1-1; PENDLETON, Jordan 1-1. Florida State-Brandon Jenkins 2-0; Dan Hicks 1-0; Everett Dawkins 1-0; Markus White 1-0; Anthony McCloud 1-0; Xavier Rhodes 1-0; Bjoern Werner 1-0.

**TACKLES (UA-A):** Brigham Young-PENDLETON, Jordan 9-3; RICH, Andrew 6-4; JORGENSEN, Austen 7-0; HUNTER, Shane 4-0; FUGA, Romney 2-2; LEUNG-WAI, Aveni 2-2; LOGAN, Brian 2-2; FRAZIER, Jameson 3-0; THOMAS, Steven 2-1; FOOTE, David 2-0; BRADLEY, Brandon 2-0; EASON, Corby 2-0; MANUMALEUNA, Eathyn 1-1; MENDENHALL, Zeke 1-0 UALE, Travis 1-0; DI LUIGI, JJ 1-0; SO'OTO, Vic 0-1. Florida State-Kendall Smith 5-2; Greg Reid 4-2; Nigel Bradham 4-2; Markus White 4-0; Brandon Jenkins 3-1; Nick Moody 3-1; Terrance Parks 2-2; Xavier Rhodes 2-0; Bjoern Werner 2-0; Mike Harris 2-0; Everett Dawkins 2-0; Lamarcus Joyner 2-0; Mister Alexander 2-0; Jacobbi McDaniel 2-0; Anthony McCloud 2-0; Dan Hicks 1-0; Chris Revell 1-0; Jajuan Harley 1-0; Telvin Smith 1-0.

### GAME 4 - SEPTEMBER 25, 2010 BYU VS. NEVADA

LAVELL EDWARDS STADIUM - PROVO, UTAH

#### Score by Quarters 1 2 3 4 Score

Nevada..... 14 10 0 3 - 27     Record: (4-0)  
BYU..... 7 3 0 3 - 13     Record: (1-3)

#### Scoring Summary:

1st 10:16 NEV - Randall, C. 6 yd pass from Kaepernick, C. (Martinez, A. kick), 9-84 4:44, NEV 7 - BY 0  
07:04 BY - DI LUIGI, JJ 2 yd run (PAYNE, Mitch kick), 5-36 1:31, NEV 7 - BY 7  
01:39 NEV - TAU, Vai 1 yd run (Martinez, A. kick), 12-80 5:25, NEV 14 - BY 7  
2nd 09:18 NEV - Kaepernick, C. 4 yd run (Martinez, A. kick), 9-57 4:48, NEV 21 - BY 7  
01:20 BY - PAYNE, Mitch 27 yd field goal, 11-35 2:58, NEV 21 - BY 10  
00:00 NEV - Drake, Ricky 38 yd field goal, 9-55 1:14, NEV 24 - BY 10  
4th 11:27 NEV - Martinez, A. 29 yd field goal, 21-75 8:53, NEV 27 - BY 10  
07:46 BY - PAYNE, Mitch 29 yd field goal, 9-65 3:36, NEV 27 - BY 13

	NEV	BYU
FIRST DOWNS.....	23	21
RUSHES-YARDS (NET).....	53-239	25-91
PASSING YDS (NET).....	196	229
Passes Att-Comp-Int.....	26-16-1	45-24-0
TOTAL OFFENSE PLAYS-YARDS.....	79-435	70-320
Fumble Returns-Yards.....	0-0	0-0
Punt Returns-Yards.....	1-0	1-8
Kickoff Returns-Yards.....	2-32	3-103
Interception Returns-Yards....	0-0	1-14
Punts (Number-Avg).....	2-56.0	3-31.3
Fumbles-Lost.....	3-1	0-0
Penalties-Yards.....	6-65	1-5
Possession Time.....	36:17	23:43
Third-Down Conversions.....	9 of 17	5 of 15
Fourth-Down Conversions.....	3 of 4	1 of 4
Red-Zone Scores-Chances.....	4-4	3-5
Sacks By: Number-Yards.....	1-10	0-0

**RUSHING:** Nevada-Taua, Vai 29-133; Kaepernick, C. 17-82; Randall, C. 4-10; Shepherd, M. 1-7; Mark, Lampford 1-4; Green, Virgil 1-3. BYU-DI LUIGI, JJ 15-67; QUEZADA, Joshua 3-15; KARIYA, Bryan 4-11; HEAPS, Jake 3-minus 2.

**PASSING:** Nevada-Kaepernick, C. 16-25-1-196; TEAM 0-1-0-0. BYU-HEAPS, Jake 24-45-0-229.

**RECEIVING:** Nevada-Session, Tray 3-38; Matthews, R. 3-35; Wimberly, B. 2-59; Shepherd, M. 2-26; Randall, C. 2-12; Green, Virgil 1-11; Sudfeld, Zach 1-8; Wellington, C. 1-6; Taua, Vai 1-1. BYU-DI LUIGI, JJ 8-56; HOFFMAN, Cody 4-74; JACOBSON, McKay 4-44; ASHWORTH, Luke 2-15; QUEZADA, Joshua 2-12; KARIYA, Bryan 2-5; MATHEWS, Marcus 1-18; PETERSON, BJ 1-5.

**INTERCEPTIONS:** Nevada-None. BYU-SO'OTO, Vic 1-14.

**FUMBLES:** Nevada-Kaepernick, C. 2-0; Taua, Vai 1-1. BYU-None.

**SACKS (UA-A):** Nevada-Roy, Brett 1-0. BYU-None.

**TACKLES (UA-A):** Nevada-Johnson, J.M. 7-3; Johnson, Marlon 6-3; Grimes, Kevin 5-1; Moch, Dontay 5-0; Frey, Isaiah 3-0; Marshall, B. 3-0; Miller, Doyle 3-0; Burnett, Kaelin 1-2; Madonick, Zack 2-0; Roy, Brett 2-0; Coulson, Ryan 1-1; Jefferson, S. 1-0; Drake, Ricky 1-0; Williams, Duke 1-0; Brown, Thaddeus 1-0; Faddis, Dean 1-0; Matthews, R. 1-0; Boughton, D. 1-0. BYU-RICH, Andrew 9-5; HUNTER, Shane 3-4; JORGENSEN, Austen 2-5; LOGAN, Brian 6-0; STOUT, Zac 3-3; PENDLETON, Jordan 3-3; MANUMALEUNA, Eathyn 0-6; UALE, Travis 2-3; EASON, Corby 4-0; BRADLEY, Brandon 3-1; SO'OTO, Vic 2-2; FUGA, Romney 2-1; FRAZIER, Jameson 1-2; RICHARDSON, Jordan 0-3; MENDENHALL, Zeke 1-1; PUTNAM, Matt 0-2; GALEA, Jray 1-0; STEELE, Tom 1-0; MARSHALL, Matt 0-1; LEUNG-WAI, Aveni 0-1; MEES, Carter 0-1.



# 2010 COUGAR FOOTBALL

## GAME-BY-GAME

### GAME 5 - OCTOBER 1, 2010 BYU VS. UTAH STATE

ROMNEY STADIUM - LOGAN, UTAH

Score by Quarters 1 2 3 4 Score

BYU..... 0 3 7 6 - 16 Record: (1-4)  
Utah State..... 10 14 7 0 - 31 Record: (2-3)

#### Scoring Summary:

1st 06:57 USU - Martin, Xavier 79 yd pass from Borel, Diondre (Loveless, B. kick), 2-81 0:45, BY 0 - USU 7

00:27 USU - Loveless, B. 34 yd field goal, 10-36 4:09, BY 0 - USU 10

2nd 06:54 USU - Borel, Diondre 1 yd run (Loveless, B. kick), 12-62 4:35, BY 0 - USU 17

03:28 BY - PAYNE, Mitch 23 yd field goal, 9-48 3:18, BY 3 - USU 17

00:49 USU - Speight, D. 1 yd run (Loveless, B. kick), 7-33 2:28, BY 3 - USU 24

3rd 06:32 USU - Speight, D. 1 yd run (Loveless, B. kick), 12-69 4:38, BY 3 - USU 31

03:44 BY - KARIYA, Bryan 1 yd run (PAYNE, Mitch kick), 8-75 2:41, BY 10 - USU 31

4th 00:31 BY - DI LUIGI, JJ 3 yd run (PAYNE, Mitch kick blockd), 8-66 1:39, BY 16 - USU 31

	BYU	USU
FIRST DOWNS.....	22	19
RUSHES-YARDS (NET).....	25-65	59-242
PASSING YDS (NET).....	270	192
Passes Att-Comp-Int.....	55-27-2	13-10-0
TOTAL OFFENSE PLAYS-YARDS.....	80-335	72-434
Fumble Returns-Yards.....	0-0	0-0
Punt Returns-Yards.....	1-4	2-1
Kickoff Returns-Yards.....	6-121	2-87
Interception Returns-Yards....	0-0	2-8
Punts (Number-Avg).....	4-47.8	4-35.0
Fumbles-Lost.....	0-0	1-1
Penalties-Yards.....	6-45	12-105
Possession Time.....	26:35	33:25
Third-Down Conversions.....	8 of 18	11 of 18
Fourth-Down Conversions.....	0 of 2	0 of 0
Red-Zone Scores-Chances.....	3-3	4-4
Sacks By: Number-Yards.....	0-0	2-15

**RUSHING:** BYU-DI LUIGI, JJ 12-42; QUEZADA, Joshua 6-20; KARIYA, Bryan 4-5; HEAPS, Jake 3-minus 2. Utah State-Speight, D. 23-91; Borel, Diondre 10-68; Williams, K. 15-51; DeMartino, Joey 5-16; Watkins, Dontel 1-9; Reynolds, T. 1-6; Marshall, R. 1-2; Moats, Eric 1-1; TEAM 2-minus 2.

**PASSING:** BYU-HEAPS, Jake 27-55-2-270. Utah State-Borel, Diondre 10-13-0-192.

**RECEIVING:** BYU-JACOBSON, McKay 8-85; HOFFMAN, Cody 6-46; DI LUIGI, JJ 5-62; KARIYA, Bryan 2-8; MATHEWS, Marcus 1-32; MAHINA, Devin 1-21; HAFOKA, Spencer 1-8; QUEZADA, Joshua 1-4; MENDENHALL, Zed 1-2; HOLT, Austin 1-2. Utah State-Watkins, Dontel 3-28; Speight, D. 2-28; Bartlett, K. 2-26; Martin, Xavier 1-79; Williams, K. 1-21; DeMartino, Joey 1-10.

**INTERCEPTIONS:** BYU-None. Utah State-Coleman, Rajric 1-8; Randle, Chris 1-0.

**FUMBLES:** BYU-None. Utah State-Borel, Diondre 1-1.

**SACKS (UA-A):** BYU-None. Utah State-Koskan, Levi 1-0; Johnson, Devin 1-0.

**TACKLES (UA-A):** BYU-HUNTER, Shane 3-10; WAGNER, Jadon 6-4; UALE, Travis 5-5; OGLETREE, Brand 4-4; VAN NOY, Kyle 4-3; PENDLETON, Jordan 2-5; RICH, Andrew 1-5; PUTNAM, Matt 1-5; LOGAN, Brian 3-2; JORGENSEN, Austen 0-4; STOUT, Zac 1-2; BRADLEY, Brandon 1-2; GALEA'I, Jay 2-0; MANUMALEUNA, Eathyn 1-1; FOOTE, David 1-1; SO'OTO, Vic 0-2; SPEREDON, Jason 1-0; HOFFMAN, Cody 1-0; EASON, Corby 1-0; MARSHALL, Matt 1-0; MEES, Carter 1-0; BRYSON, Thomas 1-0; MENDENHALL, Zeke 0-1. Utah State-Wagner, Bobby 2-9; Gallagher, Kyle 3-7; McClenton, W. 5-3; Koskan, Levi 2-3; Byrd, Quinton 4-0; Colman, Rajric 4-0; Marsh, Curtis 3-1; Doughty, Jake 2-1; Bowden, Alfred 2-1; Dinka-Mba, M. 0-3; Keiaho, Junior 2-0; Sanders, C. 2-0; Garner, Quinn 2-0; Enesi, Sean 1-1; Randle, Chris 1-1; Schrader, Joey 1-1; Johnson, Devin 1-0; Morgan, Cache 0-1; Lawson, Nevin 0-1; Vought, Nick 0-1; Royster, Nathan 0-1; Dabb, Forrest 0-1.

### GAME 6 - OCTOBER 9, 2010 BYU VS. SAN DIEGO STATE

LAVELL EDWARDS STADIUM - PROVO, UTAH

Score by Quarters 1 2 3 4 Score

San Diego State..... 0 7 7 7 - 21 Record: (3-2, 0-1)  
BYU..... 14 0 3 7 - 24 Record: (2-4, 1-1)

#### Scoring Summary:

1st 04:57 BY - DI LUIGI, JJ 3 yd run (PAYNE, Mitch kick), 19-78 8:28, SDSU 0 - BY 7

02:02 BY - KARIYA, Bryan 2 yd run (PAYNE, Mitch kick), 5-24 2:40, SDSU 0 - BY 14

2nd 05:00 SDSU - Brown, Vincent 36 yd pass from LINDLEY, Ryan (PEREZ, Abel kick), 2-52 0:31, SDSU 7 - BY 14

3rd 06:21 BY - PAYNE, Mitch 29 yd field goal, 8-38 4:13, SDSU 7 - BY 17

03:43 SDSU - Escobar, Gavin 1 yd pass from LINDLEY, Ryan (PEREZ, Abel kick), 8-83 2:29, SDSU 14 - BY 17

4th 13:43 BY - KARIYA, Bryan 1 yd run (PAYNE, Mitch kick), 9-67 4:51, SDSU 14 - BY 24

06:27 SDSU - Sullivan, Brand 4 yd pass from LINDLEY, Ryan (PEREZ, Abel kick), 6-59 2:31, SDSU 21 - BY 24

	SDSU	BYU
FIRST DOWNS.....	12	24
RUSHES-YARDS (NET).....	12-53	62-271
PASSING YDS (NET).....	220	142
Passes Att-Comp-Int.....	36-20-1	23-16-1
TOTAL OFFENSE PLAYS-YARDS.....	48-273	85-413
Fumble Returns-Yards.....	0-0	0-0
Punt Returns-Yards.....	2-21	4-22
Kickoff Returns-Yards.....	2-38	2-62
Interception Returns-Yards....	1-0	1-11
Punts (Number-Avg).....	6-44.3	4-36.8
Fumbles-Lost.....	1-0	1-1
Penalties-Yards.....	4-37	5-25
Possession Time.....	14:59	45:01
Third-Down Conversions.....	3 of 10	12 of 19
Fourth-Down Conversions.....	1 of 1	1 of 1
Red-Zone Scores-Chances.....	2-2	4-5
Sacks By: Number-Yards.....	2-12	1-9

**RUSHING:** San Diego State-HILLMAN, Ronnie 11-62; LINDLEY, Ryan 1-minus 9. BYU-DI LUIGI, JJ 22-134; KARIYA, Bryan 22-85; QUEZADA, Joshua 11-50; HEAPS, Jake 6-4; TEAM 1-minus 2.

**PASSING:** San Diego State-LINDLEY, Ryan 20-34-1-220; TEAM 0-2-0-0. BYU-HEAPS, Jake 15-22-1-126; MARSHALL, Matt 1-1-0-16.

**RECEIVING:** San Diego State-BROWN, Vincent 6-101; SAMPSON, DeMarc 4-47; SANDIFER, Domin 3-25; SULLIVAN, Brand 3-6; QUIGLEY, Bryce 1-19; DENSO, Dylan 1-12; BROWN, Davon 1-9; ESCOBAR, Gavin 1-1. BYU-JACOBSON, McKay 4-29; MATHEWS, Marcus 3-43; DI LUIGI, JJ 3-23; KARIYA, Bryan 2-13; MUEHLMANN, Mike 1-16; HAGUE, Mike 1-10; MAHINA, Devin 1-5; HOFFMAN, Cody 1-3.

**INTERCEPTIONS:** San Diego State-MCFADDEN, Leon 1-0. BYU-OGLETREE, Brandon 1-11.

**FUMBLES:** San Diego State-PARKER, Larry 1-0. BYU-MATHEWS, Marcus 1-1.

**SACKS (UA-A):** San Diego State-BURRIS, Miles 2-0. BYU-VAN NOY, Kyle 1-0.

**TACKLES (UA-A):** San Diego State-LEWIS, Darryn 7-5; YARBROUGH, Marc 7-2; BERHE, Nat 6-3; SPENCER, Neil 4-3; ANDREWS, Marcus 4-2; BURRIS, Miles 4-2; KETCHUM, Logan 4-1; DAVIS, Brandon 3-2; STEVENS, Khalid 3-2; AUTELE, J.J. 3-2; PEREZ, Jose 4-0; BARKSDALE, Deme 3-0; MCFADDEN, Leon 2-1; TENHAEFF, Nick 2-1; SILUANO, Rene 1-2; PRESTON, Andrew 1-2; LONG, Jerome 2-0; WILLIAMS, B.J. 1-1; TAUANUU, Jacob 1-1; LAWSON, Ernie 0-2; HILLMAN, Ronnie 1-0; LOCKETT, Colin 1-0; DENSO, Dylan 1-0; PARKER, Larry 0-1; WADE, Josh 0-1. BYU-LOGAN, Brian 8-0; RICH, Andrew 2-4; VAN NOY, Kyle 5-0; BRADLEY, Brandon 4-1; EASON, Corby 2-0; WAGNER, Jadon 0-2; MEES, Carter 1-0; JORGENSEN, Austen 1-0; PUTNAM, Matt 1-0; HUNTER, Shane 0-1; UALE, Travis 0-1; SO'OTO, Vic 0-1; OGLETREE, Brandon 0-1; RICHARDSON, Jordan 0-1.



# 2010 COUGAR FOOTBALL

## GAME-BY-GAME

**GAME 8 - OCTOBER 16, 2010**

**BYU VS. NO. 4/5 TCU**

**AMON CARTER STADIUM - FORT WORTH, TEX.**

**Score by Quarters** 1 2 3 4 Score

BYU..... 0 0 3 0 - 3     Record: (2-5, 1-2 MWC)  
 TCU..... 3 14 0 14 - 31     Record: (7-0, 3-0 MWC)

**Scoring Summary:**

1st 02:19 TC - EVANS, Ross 20 yd field goal, 7-39 3:23, BY 0 - TC 3  
 2nd 01:30 TC - BOYCE, Josh 35 yd pass from DALTON, Andy (EVANS, Ross kick), 2-46 0:12,  
 BY 0 - TC 10  
    00:26 TC - YOUNG, Jimmy 14 yd pass from DALTON, Andy (EVANS, Ross kick), 3-38 0:46,  
 BY 0 - TC 17  
 3rd 01:14 BY - PAYNE, Mitch 27 yd field goal, 14-70 5:31, BY 3 - TC 17  
 4th 10:03 TC - BOYCE, Josh 20 yd pass from DALTON, Andy (EVANS, Ross kick), 8-64 3:41,  
 BY 3 - TC 24  
    04:26 TC - KERLEY, Jeremy 21 yd pass from DALTON, Andy (EVANS, Ross kick), 9-51  
 4:35, BY 3 - TC 31

	BYU	TCU
FIRST DOWNS.....	10	23
RUSHES-YARDS (NET).....	27-56	38-108
PASSING YDS (NET).....	91	273
Passes Att-Comp-Int.....	30-14-2	36-24-0
TOTAL OFFENSE PLAYS-YARDS....	57-147	74-381
Fumble Returns-Yards.....	0-0	0-0
Punt Returns-Yards.....	1-23	4-56
Kickoff Returns-Yards.....	6-123	2-81
Interception Returns-Yards....	0-0	2-2
Punts (Number-Avg).....	7-48.0	6-41.3
Fumbles-Lost.....	0-0	3-0
Penalties-Yards.....	4-20	4-20
Possession Time.....	24:16	35:44
Third-Down Conversions.....	3 of 14	7 of 16
Fourth-Down Conversions.....	0 of 2	1 of 2
Red-Zone Scores-Chances.....	1-1	3-3
Sacks By: Number-Yards.....	2-12	3-21

**RUSHING:** BYU-KARIYA, Bryan 12-57; DI LUIGI, JJ 9-11; QUEZADA, Joshua 2-6;  
 HAGUE, Mike 1-3; HEAPS, Jake 3-minus 21. TCU-WESLEY, Ed 10-53; TUCKER, Matthew  
 10-31; JAMES, Waymon 5-21; DALTON, Andy 7-16; DEAN, Aundre 2-9; PACHALL, Casey  
 1-2; SHIVERS, Luke 1-1; DAWSON, Skye 1-minus 5; TEAM 1-minus 20.

**PASSING:** BYU-HEAPS, Jake 14-30-2-91. TCU-DALTON, Andy 24-36-0-273.

**RECEIVING:** BYU-DI LUIGI, JJ 6-37; KARIYA, Bryan 4-31; HAGUE, Mike 2-14;  
 MAHINA, Devin 1-5; JACOBSON, McKay 1-4. TCU-BOYCE, Josh 8-127; KERLEY, Jeremy  
 5-25; JOHNSON, Bart 3-59; YOUNG, Jimmy 3-40; HICKS, Antoine 2-20; WESLEY, Ed  
 2-minus 4; TUCKER, Matthew 1-6.

**INTERCEPTIONS:** BYU-None. TCU-JOHNSON, Tejay 1-2; CARDER, Tank 1-0.

**FUMBLES:** BYU-None. TCU-KERLEY, Jeremy 1-0; TUCKER, Matthew 1-0; TEAM 1-0.

**SACKS (UA-A):** BYU-SO'OTO, Vic 1-0; EASON, Corby 1-0. TCU-YENDREY, D.J.  
 1-0; MAPONGA, Stansl 1-0; GRANT, Cory 1-0.

**TACKLES (UA-A):** BYU-RICH, Andrew 10-3; WAGNER, Jadon 4-2; SO'OTO, Vic 4-1;  
 BRADLEY, Brandon 4-1; OGLETREE, Brandon 3-2; HUNTER, Shane 3-2; PUTNAM, Matt 4-0;  
 LOGAN, Brian 3-1; VAN NOY, Kyle 2-2; MEES, Carter 3-0; EASON, Corby 3-0; RICHARD-  
 SON, Jordan 1-2; MENDENHALL, Zeke 2-0; UALE, Travis 2-0; MANUMALEUNA, Eathyn  
 1-1; JORGENSEN, Austen 1-0; STOUT, Zac 1-0; FOOTE, David 1-0; ASHWORTH, Luke  
 1-0; BROWN, Braden 1-0; VEA, Simote 0-1. TCU-BROCK, Tanner 8-3; CUBA, Tekerrein 5-4;  
 JOHNSON, Tejay 3-5; DANIELS, Wayne 1-3; MCCOY, Greg 3-0; MAPONGA, Stansl 3-0;  
 GRANT, Cory 2-1; CAIN, Kenny 2-1; CLAY, Curtis 2-0; TEAGUE, Jason 2-0; JONES, Colin 2-0;  
 YENDREY, D.J. 1-0; GRIFFIN, Kelly 1-0; CARDER, Tank 1-0; THOMPSON, Jurre 1-0; BURKS,  
 Greg 1-0; BATTLE, Travara 0-1.

**2010 BYU Cougars**  
**BYU Cougars Overall Team Statistics (as of Oct 21, 2010)**  
**All games**

<b>Team Statistics</b>	<b>BY</b>	<b>OPP</b>
SCORING	103	196
Points Per Game	14.7	28.0
FIRST DOWNS	132	138
Rushing	49	71
Passing	65	61
Penalty	18	6
RUSHING YARDAGE	926	1457
Yards gained rushing	1092	1636
Yards lost rushing	166	179
Rushing Attempts	241	302
Average Per Rush	3.8	4.8
Average Per Game	132.3	208.1
TDs Rushing	8	13
PASSING YARDAGE	1197	1364
Comp-Att-Int	131-252-7	109-184-3
Average Per Pass	4.8	7.4
Average Per Catch	9.1	12.5
Average Per Game	171.0	194.9
TDs Passing	3	12
TOTAL OFFENSE	2123	2821
Total Plays	493	486
Average Per Play	4.3	5.8
Average Per Game	303.3	403.0
KICK RETURNS: #-Yards	26-586	14-288
PUNT RETURNS: #-Yards	13-115	12-94
INT RETURNS: #-Yards	3-25	7-13
KICK RETURN AVERAGE	22.5	20.6
PUNT RETURN AVERAGE	8.8	7.8
INT RETURN AVERAGE	8.3	1.9
FUMBLES-LOST	11-4	13-3
PENALTIES-Yards	34-245	49-483
Average Per Game	35.0	69.0
PUNTS-Yards	36-1449	31-1344
Average Per Punt	40.2	43.4
Net punt average	34.9	36.4
TIME OF POSSESSION/Game	28:40	31:20
3RD-DOWN Conversions	43/112	51/108
3rd-Down Pct	38%	47%
4TH-DOWN Conversions	5/15	8/13
4th-Down Pct	33%	62%
SACKS BY-Yards	8-46	17-118
MISC YARDS	0	0
TOUCHDOWNS SCORED	11	25
FIELD GOALS-ATTEMPTS	8-10	7-11
ON-SIDE KICKS	0-0	0-0
RED-ZONE SCORES	(18-21) 86%	(21-23) 91%
RED-ZONE TOUCHDOWNS	(10-21) 48%	(16-23) 70%
PAT-ATTEMPTS	(9-10) 90%	(25-25) 100%
ATTENDANCE	187418	180055
Games/Avg Per Game	3/62473	4/45014
Neutral Site Games		0/0

<b>Score by Quarters</b>	<b>1st</b>	<b>2nd</b>	<b>3rd</b>	<b>4th</b>	<b>oT</b>	<b>Total</b>
BYU Cougars	40	24	23	16	0	103
Opponents	44	79	35	38	0	196

**2010 BYU Cougars**  
**BYU Cougars Overall Individual Statistics (as of Oct 21, 2010)**  
**All games**

<b>Rushing</b>	<b>gp-gs</b>	<b>att</b>	<b>gain</b>	<b>loss</b>	<b>net</b>	<b>avg</b>	<b>td</b>	<b>lg</b>	<b>avg/g</b>
DI LUIGI, JJ	7-7	96	537	18	519	5.4	4	46	74.1
KARIYA, Bryan	7-4	64	238	10	228	3.6	3	12	32.6
NELSON, Riley	3-3	31	163	15	148	4.8	1	24	49.3
QUEZADA, Joshua	7-0	23	100	0	100	4.3	0	17	14.3
CHAMBERS, O'Nei	5-4	1	8	0	8	8.0	0	8	1.6
HAGUE, Mike	7-0	1	3	0	3	3.0	0	3	0.4
TEAM	3-0	3	0	4	-4	-1.3	0	0	-1.3
HEAPS, Jake	7-4	22	43	119	-76	-3.5	0	13	-10.9
<b>Total</b>	<b>7</b>	<b>241</b>	<b>1092</b>	<b>166</b>	<b>926</b>	<b>3.8</b>	<b>8</b>	<b>46</b>	<b>132.3</b>
<b>Opponents</b>	<b>7</b>	<b>302</b>	<b>1636</b>	<b>179</b>	<b>1457</b>	<b>4.8</b>	<b>13</b>	<b>83</b>	<b>208.1</b>

<b>Passing</b>	<b>gp-gs</b>	<b>effic</b>	<b>comp-att-int</b>	<b>pct</b>	<b>yds</b>	<b>td</b>	<b>lg</b>	<b>avg/g</b>
HEAPS, Jake	7-4	86.86	110-211-6	52.1	976	1	32	139.4
NELSON, Riley	3-3	104.55	20-40-1	50.0	205	2	48	68.3
MARSHALL, Matt	7-0	234.40	1-1-0	100.0	16	0	16	2.3
<b>Total</b>	<b>7</b>	<b>90.26</b>	<b>131-252-7</b>	<b>52.0</b>	<b>1197</b>	<b>3</b>	<b>48</b>	<b>171.0</b>
<b>Opponents</b>	<b>7</b>	<b>139.77</b>	<b>109-184-3</b>	<b>59.2</b>	<b>1364</b>	<b>12</b>	<b>79</b>	<b>194.9</b>

<b>Receiving</b>	<b>gp-gs</b>	<b>no.</b>	<b>yds</b>	<b>avg</b>	<b>td</b>	<b>lg</b>	<b>avg/g</b>
DI LUIGI, JJ	7-7	32	322	10.1	1	48	46.0
JACOBSON, McKay	7-5	21	201	9.6	0	21	28.7
HOFFMAN, Cody	7-4	20	191	9.6	1	27	27.3
KARIYA, Bryan	7-4	14	69	4.9	0	13	9.9
ASHWORTH, Luke	7-2	11	53	4.8	0	12	7.6
MATHEWS, Marcus	6-0	6	110	18.3	0	32	18.3
CHAMBERS, O'Nei	5-4	5	48	9.6	0	15	9.6
QUEZADA, Joshua	7-0	5	29	5.8	1	9	4.1
HAGUE, Mike	7-0	4	37	9.2	0	13	5.3
WILSON, Richard	6-0	3	45	15.0	0	25	7.5
MUEHLMANN, Mike	7-3	3	44	14.7	0	16	6.3
MAHINA, Devin	6-3	3	31	10.3	0	21	5.2
HAFOKA, Spencer	4-0	1	8	8.0	0	8	2.0
PETERSON, BJ	7-0	1	5	5.0	0	5	0.7
HOLT, Austin	7-1	1	2	2.0	0	2	0.3
MENDENHALL, Zed	6-2	1	2	2.0	0	2	0.3
<b>Total</b>	<b>7</b>	<b>131</b>	<b>1197</b>	<b>9.1</b>	<b>3</b>	<b>48</b>	<b>171.0</b>
<b>Opponents</b>	<b>7</b>	<b>109</b>	<b>1364</b>	<b>12.5</b>	<b>12</b>	<b>79</b>	<b>194.9</b>

<b>Punt Returns</b>	<b>no.</b>	<b>yds</b>	<b>avg</b>	<b>td</b>	<b>lg</b>
CHAMBERS, O'Nei	5	45	9.0	0	20
JACOBSON, McKay	4	36	9.0	0	13
FALSLEV, JD	4	34	8.5	0	23
<b>Total</b>	<b>13</b>	<b>115</b>	<b>8.8</b>	<b>0</b>	<b>23</b>
<b>Opponents</b>	<b>12</b>	<b>94</b>	<b>7.8</b>	<b>0</b>	<b>17</b>

<b>Interceptions</b>	<b>no.</b>	<b>yds</b>	<b>avg</b>	<b>td</b>	<b>lg</b>
HUNTER, Shane	1	0	0.0	0	0
SO'OTO, Vic	1	14	14.0	0	14
OGLETREE, Brand	1	11	11.0	0	11
<b>Total</b>	<b>3</b>	<b>25</b>	<b>8.3</b>	<b>0</b>	<b>14</b>
<b>Opponents</b>	<b>7</b>	<b>13</b>	<b>1.9</b>	<b>0</b>	<b>8</b>

<b>Kick Returns</b>	<b>no.</b>	<b>yds</b>	<b>avg</b>	<b>td</b>	<b>lg</b>
CHAMBERS, O'Nei	15	316	21.1	0	33
JACOBSON, McKay	5	110	22.0	0	39
FALSLEV, JD	3	64	21.3	0	34
DI LUIGI, JJ	2	54	27.0	0	35
MUEHLMANN, Mike	1	11	11.0	0	11
HOFFMAN, Cody	0	31	0.0	0	31
<b>Total</b>	<b>26</b>	<b>586</b>	<b>22.5</b>	<b>0</b>	<b>39</b>
<b>Opponents</b>	<b>14</b>	<b>288</b>	<b>20.6</b>	<b>0</b>	<b>67</b>

<b>Fumble Returns</b>	<b>no.</b>	<b>yds</b>	<b>avg</b>	<b>td</b>	<b>lg</b>
<b>Total</b>	<b>0</b>	<b>0</b>	<b>0.0</b>	<b>0</b>	<b>0</b>
<b>Opponents</b>	<b>0</b>	<b>0</b>	<b>0.0</b>	<b>0</b>	<b>0</b>

**2010 BYU Cougars**  
**BYU Cougars Overall Individual Statistics (as of Oct 21, 2010)**  
**All games**

Scoring	td	fg	PAT				dpx	saf	pts
			kick	rush	rcv	pass			
PAYNE, Mitch	-	8-10	9-10	-	-	-	-	-	33
DI LUIGI, JJ	5	-	-	-	-	-	-	-	30
KARIYA, Bryan	3	-	-	-	-	-	-	-	18
NELSON, Riley	1	-	-	1-1	-	-	-	-	8
QUEZADA, Joshua	1	-	-	-	-	-	-	-	6
HOFFMAN, Cody	1	-	-	-	-	-	-	-	6
TEAM	-	-	-	-	-	-	-	1	2
Total	11	8-10	9-10	1-1	-	-	-	1	103
Opponents	25	7-11	25-25	-	-	-	-	-	196

Total Offense	g	plays	rush	pass	total	avg/g
HEAPS, Jake	7	233	-76	976	900	128.6
DI LUIGI, JJ	7	96	519	0	519	74.1
NELSON, Riley	3	71	148	205	353	117.7
KARIYA, Bryan	7	64	228	0	228	32.6
QUEZADA, Joshua	7	23	100	0	100	14.3
MARSHALL, Matt	7	1	0	16	16	2.3
CHAMBERS, O'Nei	5	1	8	0	8	1.6
HAGUE, Mike	7	1	3	0	3	0.4
TEAM	3	3	-4	0	-4	-1.3
Total	7	493	926	1197	2123	303.3
Opponents	7	486	1457	1364	2821	403.0

Field Goals	fg	pct.	01-19	20-29	30-39	40-49	50-99	lg	blk
PAYNE, Mitch	8-10	80.0	0-0	8-8	0-0	0-2	0-0	29	0

FG Sequence	BYU Cougars	Opponents
Washington	40,(22),(29)	(54)
Air Force	-	48
Florida State	(28)	(26),(47),34
Nevada	(27),(29)	(38),(29)
Utah State	(23),48	(34),42
San Diego State	(29)	43
TCU	(27)	(20)

Punting	no.	yds	avg	lg	tb	fc	i20	50+	blk
STEPHENSON, Ril	35	1447	41.3	59	5	3	9	12	0
FALSLEV, JD	1	2	2.0	2	0	0	0	0	0
Total	36	1449	40.2	59	5	3	9	12	0
Opponents	31	1344	43.4	64	5	4	8	9	0

Kickoffs	no.	yds	avg	tb	ob	retn	net	ydln
STEPHENSON, Ril	24	1598	66.6	10	1			
PAYNE, Mitch	2	58	29.0	0	1			
Total	26	1656	63.7	10	2	20.6	44.9	25
Opponents	38	2462	64.8	11	1	22.5	43.6	26

Numbers in (parentheses) indicate field goal was made.



**2010 BYU Cougars**  
**BYU Cougars Overall Individual Statistics (as of Oct 21, 2010)**  
**All games**

<u>All Purpose</u>	<u>g</u>	<u>rush</u>	<u>rcv</u>	<u>pr</u>	<u>kr</u>	<u>ir</u>	<u>total</u>	<u>avg/g</u>
DI LUIGI, JJ	7	519	322	0	54	0	895	127.9
CHAMBERS, O'	5	8	48	45	316	0	417	83.4
JACOBSON, Mc	7	0	201	36	110	0	347	49.6
KARIYA, Bryan	7	228	69	0	0	0	297	42.4
HOFFMAN, Cod	7	0	191	0	31	0	222	31.7
NELSON, Riley	3	148	0	0	0	0	148	49.3
QUEZADA, Josh	7	100	29	0	0	0	129	18.4
MATHEWS, Mar	6	0	110	0	0	0	110	18.3
FALSLEV, JD	7	0	0	34	64	0	98	14.0
MUEHLMANN,	7	0	44	0	11	0	55	7.9
ASHWORTH, Lu	7	0	53	0	0	0	53	7.6
WILSON, Richar	6	0	45	0	0	0	45	7.5
HAGUE, Mike	7	3	37	0	0	0	40	5.7
MAHINA, Devin	6	0	31	0	0	0	31	5.2
SO'OTO, Vic	7	0	0	0	0	14	14	2.0
OGLETREE, Bra	5	0	0	0	0	11	11	2.2
HAFOKA, Spenc	4	0	8	0	0	0	8	2.0
PETERSON, BJ	7	0	5	0	0	0	5	0.7
HOLT, Austin	7	0	2	0	0	0	2	0.3
MENDENHALL,	6	0	2	0	0	0	2	0.3
TEAM	3	-4	0	0	0	0	-4	-1.3
HEAPS, Jake	7	-76	0	0	0	0	-76	-10.9
Total	7	926	1197	115	586	25	2849	407.0
Opponents	7	1457	1364	94	288	13	3216	459.4

**2010 BYU Cougars**  
**BYU Cougars Overall Defensive Statistics (as of Oct 21, 2010)**  
**All games**

##	Defensive Leaders	gp-gs	Tackles				tfl/yds	Sacks no-yds	Pass defense			Fumbles		blkd	
			ua	a	tot				int-yds	brup	qbh	rcv-yds	ff	kick	saf
22	RICH, Andrew	7-7	43	29	72	4.5-17	.	.	2	.	1-0	2	.	.	
51	HUNTER, Shane	7-7	23	27	50	2.0-5	.	1-0	3	.	1-0	.	.	.	
1	PENDLETON, Jord	5-5	17	21	38	3.5-16	2.0-12	.	1	1	.	1	.	.	
7	LOGAN, Brian	7-6	25	8	33	.	.	.	4	.	.	.	.	.	
34	JORGENSEN, Aust	7-2	13	16	29	.	.	.	.	.	.	.	.	.	
5	BRADLEY, Brando	7-7	18	10	28	2.0-9	.	.	1	1	.	.	.	.	
37	SO'OTO, Vic	7-7	10	17	27	4.0-15	2.0-10	1-14	1	3	.	.	.	.	
44	OGLETREE, Brand	5-3	10	12	22	.	.	1-11	2	.	.	.	.	.	
23	UALE, Travis	6-3	12	10	22	.	.	.	.	.	.	.	.	.	
49	WAGNER, Jadon	6-3	10	9	19	2.0-10	.	.	1	.	.	.	.	.	
55	MANUMALEUNA, Ea	7-5	4	12	16	1.5-6	1.5-6	.	1	.	.	.	.	.	
48	FRAZIER, Jameso	4-4	9	6	15	1.5-6	.	.	.	2	.	.	.	.	
98	FUGA, Romney	4-4	6	9	15	0.5-2	0.5-2	.	.	.	.	.	.	.	
45	VAN NOY, Kyle	7-2	11	4	15	3.0-20	1.0-9	.	.	.	.	2	.	.	
94	RICHARDSON, Jor	7-2	7	8	15	.	.	.	.	.	.	.	.	.	
41	PUTNAM, Matt	7-3	7	8	15	.	.	.	2	.	.	.	.	.	
47	STOUT, Zac	7-0	7	7	14	1.0-2	.	.	.	.	.	.	.	.	
25	EASON, Corby	7-1	12	.	12	2.0-12	1.0-7	.	3	.	.	1	.	.	
24	THOMAS, Steven	3-3	7	3	10	0.5-2	.	.	1	.	.	.	.	.	
15	MEES, Carter	7-0	5	2	7	.	.	.	.	.	.	.	.	.	
31	LEUNG-WAI, Aven	6-2	3	4	7	.	.	.	.	.	.	.	.	.	
30	MENDENHALL, Zek	7-1	4	2	6	.	.	.	.	.	.	1	.	.	
27	FOOTE, David	6-0	4	1	5	.	.	.	.	.	.	.	.	.	
1H	GALEA'I, Jray	7-0	4	.	4	.	.	.	.	.	1-0	.	.	.	
79	BRYSON, Thomas	6-0	2	.	2	.	.	.	1	1	.	.	.	.	
19	MARSHALL, Matt	7-0	1	1	2	.	.	.	.	.	.	.	.	.	
32	HAGUE, Mike	7-0	1	1	2	.	.	.	.	.	.	.	.	.	
2	HOFFMAN, Cody	7-4	2	.	2	.	.	.	.	.	.	.	.	.	
93	VEA, Simote	1-0	.	1	1	.	.	.	.	.	.	.	.	.	
52	STEELE, Tom	4-0	1	.	1	.	.	.	.	.	.	.	.	.	
29	ASHWORTH, Luke	7-2	1	.	1	.	.	.	.	.	.	.	.	.	
75	BROWN, Braden	7-7	1	.	1	.	.	.	.	.	.	.	.	.	
73	SPEREDON, Jason	7-7	1	.	1	.	.	.	.	.	.	.	.	.	
10	DI LUIGI, JJ	7-7	1	.	1	.	.	.	.	.	.	.	.	.	
TM	TEAM	3-0	.	.	.	.	.	.	.	.	.	.	.	1	
	Total	7	282	228	510	28-122	8-46	3-25	23	8	3-0	7	.	1	
	Opponents	7	304	164	468	36-152	17-118	7-13	30	5	4-0	9	1	.	

**2010 BYU Cougars**  
**BYU Cougars Combined Team Statistics (as of Oct 21, 2010)**  
**All games**

Date	Opponent	Score	Att.	Record:	Overall	Home	Away	Neutral
Sep 04, 2010	WASHINGTON	W 23-17	63771	All games	2-5	2-1	0-4	0-0
* Sep 11, 2010	at Air Force	L 14-35	46692	Conference	1-2	1-0	0-2	0-0
Sep 18, 2010	at Florida State	L 10-34	68795	Non-Conference	1-3	1-1	0-2	0-0
Sep 25, 2010	NEVADA	L 13-27	61471					
Oct 01, 2010	at Utah State	L 16-31	24152					
* Oct 09, 2010	SAN DIEGO STATE	W 24-21	62176					
* Oct 16, 2010	at #4 TCU	L 3-31	40416					

Rushing	gp-gs	att	gain	loss	net	avg	td	lg	avg/g
DI LUIGI, JJ	7-7	96	537	18	519	5.4	4	46	74.1
KARIYA, Bryan	7-4	64	238	10	228	3.6	3	12	32.6
NELSON, Riley	3-3	31	163	15	148	4.8	1	24	49.3
QUEZADA, Joshua	7-0	23	100	0	100	4.3	0	17	14.3
CHAMBERS, O'Nei	5-4	1	8	0	8	8.0	0	8	1.6
HAGUE, Mike	7-0	1	3	0	3	3.0	0	3	0.4
TEAM	3-0	3	0	4	-4	-1.3	0	0	-1.3
HEAPS, Jake	7-4	22	43	119	-76	-3.5	0	13	-10.9
Total	7	241	1092	166	926	3.8	8	46	132.3
Opponents	7	302	1636	179	1457	4.8	13	83	208.1

Passing	gp-gs	effic	comp-att-int	pct	yds	td	lg	avg/g
HEAPS, Jake	7-4	86.86	110-211-6	52.1	976	1	32	139.4
NELSON, Riley	3-3	104.55	20-40-1	50.0	205	2	48	68.3
MARSHALL, Matt	7-0	234.40	1-1-0	100.0	16	0	16	2.3
Total	7	90.26	131-252-7	52.0	1197	3	48	171.0
Opponents	7	139.77	109-184-3	59.2	1364	12	79	194.9

Receiving	gp-gs	no.	yds	avg	td	lg	avg/g
DI LUIGI, JJ	7-7	32	322	10.1	1	48	46.0
JACOBSON, McKay	7-5	21	201	9.6	0	21	28.7
HOFFMAN, Cody	7-4	20	191	9.6	1	27	27.3
KARIYA, Bryan	7-4	14	69	4.9	0	13	9.9
ASHWORTH, Luke	7-2	11	53	4.8	0	12	7.6
MATHEWS, Marcus	6-0	6	110	18.3	0	32	18.3
CHAMBERS, O'Nei	5-4	5	48	9.6	0	15	9.6
QUEZADA, Joshua	7-0	5	29	5.8	1	9	4.1
HAGUE, Mike	7-0	4	37	9.2	0	13	5.3
WILSON, Richard	6-0	3	45	15.0	0	25	7.5
MUEHLMANN, Mike	7-3	3	44	14.7	0	16	6.3
MAHINA, Devin	6-3	3	31	10.3	0	21	5.2
HAFOKA, Spencer	4-0	1	8	8.0	0	8	2.0
PETERSON, BJ	7-0	1	5	5.0	0	5	0.7
MENDENHALL, Zed	6-2	1	2	2.0	0	2	0.3
HOLT, Austin	7-1	1	2	2.0	0	2	0.3
Total	7	131	1197	9.1	3	48	171.0
Opponents	7	109	1364	12.5	12	79	194.9

Field Goals	fg	pct.	01-19	20-29	30-39	40-49	50-99	lg	blk
PAYNE, Mitch	8-10	80.0	0-0	8-8	0-0	0-2	0-0	29	0

Scoring	td	fg	PAT			dxp	saf	pts
			kick	rush	rcv			
PAYNE, Mitch	-	8-10	9-10	-	-	-	-	33
DI LUIGI, JJ	5	-	-	-	-	-	-	30
KARIYA, Bryan	3	-	-	-	-	-	-	18
NELSON, Riley	1	-	-	1-1	-	-	-	8
QUEZADA, Joshua	1	-	-	-	-	-	-	6
HOFFMAN, Cody	1	-	-	-	-	-	-	6
TEAM	-	-	-	-	-	-	1	2
Total	11	8-10	9-10	1-1	-	-	1	103
Opponents	25	7-11	25-25	-	-	-	-	196

Score by Quarters	1st	2nd	3rd	4th	OT	Total
BYU Cougars	40	24	23	16	0	103
Opponents	44	79	35	38	0	196

Team Statistics	BY	OPP
FIRST DOWNS	132	138
Rushing	49	71
Passing	65	61
Penalty	18	6
RUSHING YARDAGE	926	1457
Rushing Attempts	241	302
Average Per Rush	3.8	4.8
Average Per Game	132.3	208.1
TDs Rushing	8	13
PASSING YARDAGE	1197	1364
Comp-Att-Int	131-252-7	109-184-3
Average Per Pass	4.8	7.4
Average Per Catch	9.1	12.5
Average Per Game	171.0	194.9
TDs Passing	3	12
TOTAL OFFENSE	2123	2821
Average Per Play	4.3	5.8
Average Per Game	303.3	403.0
KICK RETURNS: #-Yards	26-586	14-288
PUNT RETURNS: #-Yards	13-115	12-94
INT RETURNS: #-Yards	3-25	7-13
FUMBLES-LOST	11-4	13-3
PENALTIES-Yards	34-245	49-483
PUNTS-AVG	36-40.2	31-43.4
TIME OF POSSESSION/Game	28:40	31:20
3RD-DOWN Conversions	43/112	51/108
4TH-DOWN Conversions	5/15	8/13

Interceptions	no.	yds	avg	td	lg
HUNTER, Shane	1	0	0.0	0	0
OGLETREE, Brand	1	11	11.0	0	11
SO'OTO, Vic	1	14	14.0	0	14

Punting	no.	yds	avg	lg	tb	fc	i20	50+	blk
STEPHENSON, Ril	35	1447	41.3	59	5	3	9	12	0
FALSLEV, JD	1	2	2.0	2	0	0	0	0	0

Punt Returns	no.	yds	avg	td	lg
CHAMBERS, O'Nei	5	45	9.0	0	20
JACOBSON, McKay	4	36	9.0	0	13
FALSLEV, JD	4	34	8.5	0	23
Total	13	115	8.8	0	23
Opponents	12	94	7.8	0	17

Kick Returns	no.	yds	avg	td	lg
CHAMBERS, O'Nei	15	316	21.1	0	33
JACOBSON, McKay	5	110	22.0	0	39
FALSLEV, JD	3	64	21.3	0	34
DI LUIGI, JJ	2	54	27.0	0	35
MUEHLMANN, Mike	1	11	11.0	0	11
HOFFMAN, Cody	0	31	0.0	0	31
Total	26	586	22.5	0	39
Opponents	14	288	20.6	0	67

All Purpose	g	rush	rcv	pr	kr	ir	total	avg/g
DI LUIGI, JJ	7	519	322	0	54	0	895	127.9
CHAMBERS, O'	5	8	48	45	316	0	417	83.4
JACOBSON, Mc	7	0	201	36	110	0	347	49.6
KARIYA, Bryan	7	228	69	0	0	0	297	42.4
Total	7	926	1197	115	586	25	2849	407.0
Opponents	7	1457	1364	94	288	13	3216	459.4

Total Offense	g	plays	rush	pass	total	avg/g
HEAPS, Jake	7	233	-76	976	900	128.6
DI LUIGI, JJ	7	96	519	0	519	74.1
NELSON, Riley	3	71	148	205	353	117.7
KARIYA, Bryan	7	64	228	0	228	32.6
Total	7	493	926	1197	2123	303.3
Opponents	7	486	1457	1364	2821	403.0

#	Defensive Leaders	gp-gs	Tackles				sacks	Pass defense			Fumbles		blkd	saf
			ua	a	tot	tfl/yds		int-yds	brup	qbh	rcv-yds	ff		
22	RICH, Andrew	7-7	43	29	72	4.5-17	.	.	.	2	.	1-0	2	.
51	HUNTER, Shane	7-7	23	27	50	2.0-5	.	1-0	3	.	1-0	.	.	.
1	PENDLETON, Jord	5-5	17	21	38	3.5-16	2.0-12	.	1	1	.	.	.	.
7	LOGAN, Brian	7-6	25	8	33	.	.	.	4	.	.	.	.	.
Total		7	282	228	510	28-122	8-46	3-25	23	8	3-0	7	.	1
Opponents		7	304	164	468	36-152	17-118	7-13	30	5	4-0	9	1	.

**2010 BYU Cougars**  
**BYU Cougars Game Results (as of Oct 21, 2010)**  
**All games**

<b>Date</b>	<b>Opponent</b>		<b>Score</b>	<b>Overall</b>	<b>Conference</b>	<b>Time</b>	<b>Attend</b>
Sep 04, 2010	WASHINGTON	W	23-17	1-0	0-0	3:24	63771
* Sep 11, 2010	at Air Force	L	14-35	1-1	0-1	3:02	46692
Sep 18, 2010	at Florida State	L	10-34	1-2	0-1	3:13	68795
Sep 25, 2010	NEVADA	L	13-27	1-3	0-1	3:09	61471
Oct 01, 2010	at Utah State	L	16-31	1-4	0-1	3:22	24152
* Oct 09, 2010	SAN DIEGO STATE	W	24-21	2-4	1-1	3:04	62176
* Oct 16, 2010	at #4 TCU	L	3-31	2-5	1-2	2:53	40416

**2010 BYU Cougars**  
**BYU Cougars Team Game-by-Game (as of Oct 21, 2010)**  
**All games**

**TEAM STATISTICS**

Date	Opponent	Rushing				Receiving				Passing				Kick Returns				Punt Returns				tot off		
		no.	yds	td	lg	no.	yds	td	lg	cmp	att	int	yds	td	lg	no.	yds	td	lg	no.	yds		td	lg
Sep 04	WASHINGTON	33	146	0	19	24	262	2	48	24	40	0	262	2	48	4	72	0	29	2	26	0	20	408
Sep 11	at Air Force	34	221	2	43	10	88	0	27	10	25	1	88	0	27	4	81	0	35	2	13	0	11	309
Sep 18	at Florida State	35	76	0	21	16	115	1	16	16	35	1	115	1	16	1	24	0	24	2	19	0	11	191
Sep 25	NEVADA	25	91	1	14	24	229	0	25	24	45	0	229	0	25	3	103	0	39	1	8	0	8	320
Oct 01	at Utah State	25	65	2	13	27	270	0	32	27	54	2	270	0	32	6	121	0	34	1	4	0	4	335
Oct 09	SAN DIEGO STATE	62	271	3	46	16	142	0	23	16	23	1	142	0	23	2	62	0	33	4	22	0	13	413
Oct 16	at TCU	27	56	0	9	14	91	0	13	14	30	2	91	0	13	6	123	0	31	1	23	0	23	147
Opponents		241	926	8	46	131	1197	3	48	131	252	7	1197	3	48	26	586	0	39	13	115	0	23	2123
		302	1457	13	83	109	1364	12	79	109	184	3	1364	12	79	14	288	0	67	12	94	0	17	2821

Games played: 7  
 Avg per rush: 3.8  
 Avg per catch: 9.1  
 Pass efficiency: 90.26  
 Kick ret avg: 22.5  
 Punt ret avg: 8.8  
 All purpose avg/game: 407.0  
 Total offense avg/gm: 303.3

Date	Opponent	Tackles				Sacks no-yds	Fumble		Pass Defense			Blkd kick	PAT Attempts			saf	pts
		ua	a	total	tfl-yds		ff	fr-yds	int-yds	qbh	brup		kick	rush	rcv		
Sep 04	WASHINGTON	30	36	66	3.0-8	1.0-4	0	0-0	0-0	2	5	0	1-1	1	0	1	23
Sep 11	at Air Force	44	44	88	4.0-14	1.0-5	1	0-0	1-0	0	3	0	2-2	0	0	0	14
Sep 18	at Florida State	47	16	63	5.0-25	3.0-16	2	1-0	0-0	0	4	0	1-1	0	0	0	10
Sep 25	NEVADA	43	44	87	0.0-0	0.0-0	1	1-0	1-14	4	1	0	1-1	0	0	0	13
Oct 01	at Utah State	41	56	97	5.0-21	0.0-0	1	1-0	0-0	0	0	0	1-2	0	0	0	16
Oct 09	SAN DIEGO STATE	24	12	36	3.0-19	1.0-9	1	0-0	1-11	2	6	0	3-3	0	0	0	24
Oct 16	at TCU	53	20	73	8.0-35	2.0-12	1	0-0	0-0	0	4	0	0-0	0	0	0	3
Opponents		282	228	510	28.0-122	8.0-46	7	3-0	3-25	8	23	0	9-10	1	0	1	103
		304	164	468	36.0-152	17.0-118	9	4-0	7-13	5	30	1	25-25	0	0	0	196

Date	Opponent	Punting							Field Goals			Kickoffs						
		no.	yds	avg	long	blkd	tb	fc	50+	i20	md-att	long	blkd	no.	yds	avg	tb	ob
Sep 04	WASHINGTON	6	223	37.2	47	0	1	0	0	3	2-3	29	0	5	345	69.0	2	0
Sep 11	at Air Force	6	176	29.3	51	0	1	2	1	2	0-0	0	0	3	183	61.0	2	0
Sep 18	at Florida State	6	282	47.0	55	0	0	1	3	2	1-1	28	0	3	176	58.7	1	0
Sep 25	NEVADA	3	94	31.3	47	0	1	0	0	0	2-2	29	0	4	267	66.8	2	0
Oct 01	at Utah State	4	191	47.8	56	0	0	0	2	2	1-2	23	0	4	227	56.8	1	1
Oct 09	SAN DIEGO STATE	4	147	36.8	51	0	1	0	1	0	1-1	29	0	5	330	66.0	2	1
Oct 16	at TCU	7	336	48.0	59	0	1	0	5	0	1-1	27	0	2	128	64.0	0	0
Opponents		36	1449	40.2	59	0	5	3	12	9	8-10	29	0	26	1656	63.7	10	2
		31	1344	43.4	64	0	5	4	9	8	7-11	54	0	38	2462	64.8	11	1

**2010 BYU Cougars**  
**BYU Cougars Opponent Game-by-Game (as of Oct 21, 2010)**  
**All games**

**OPPONENT STATISTICS**

Date	Opponent	Rushing				Receiving				Passing				Kick Returns				Punt Returns				tot off
		no.	yds	td	lg	no.	yds	td	lg	cmp-att-int	yds	td	lg	no.	yds	td	lg	no.	yds	td	lg	
Sep 04	WASHINGTON	31	128	1	39	20	266	1	43	20-39-0	266	1	43	3	20	0	16	0	0	0	0	394
Sep 11	at Air Force	65	409	4	46	5	68	1	37	5-13-1	68	1	37	1	12	0	12	0	0	0	0	477
Sep 18	at Florida State	44	278	3	83	14	149	1	34	14-21-0	149	1	34	2	18	0	15	3	18	0	14	427
Sep 25	NEVADA	53	239	2	26	16	196	1	36	16-26-1	196	1	36	2	32	0	21	1	0	0	0	435
Oct 01	at Utah State	59	242	3	39	10	192	1	79	10-13-0	192	1	79	2	87	0	67	2	-1	0	0	434
Oct 09	SAN DIEGO STATE	12	53	0	38	20	220	3	36	20-36-1	220	3	36	2	38	0	21	2	21	0	13	273
Oct 16	at TCU	38	108	0	20	24	273	4	35	24-36-0	273	4	35	2	81	0	52	4	56	0	17	381
BYU Cougars		302	1457	13	83	109	1364	12	79	109-184-3	1364	12	79	14	288	0	67	12	94	0	17	2821
		241	926	8	46	131	1197	3	48	131-252-7	1197	3	48	26	586	0	39	13	115	0	23	2123

Games played: 7  
 Avg per rush: 4.8  
 Avg per catch: 12.5  
 Pass efficiency: 139.77  
 Kick ret avg: 20.6  
 Punt ret avg: 7.8  
 All purpose avg/game: 459.4  
 Total offense avg/gm: 403.0

Date	Opponent	Tackles				Sacks no-yds	Fumble		Pass Defense			Blkd kick	PAT Attempts			saf	pts	
		ua	a	total	tfl-yds		ff	fr-yds	int-yds	qbh	brup		kick	rush	rcv			
Sep 04	WASHINGTON	44	26	70	4.0-7	0.0-0	1	0-0	0-0	1	1	0	2-2	0	0	0	0	17
Sep 11	at Air Force	30	28	58	3.0-11	1.0-8	3	2-0	1-1	0	3	0	5-5	0	0	0	0	35
Sep 18	at Florida State	45	10	55	10.0-56	8.0-52	4	1-0	1-2	1	6	0	4-4	0	0	0	0	34
Sep 25	NEVADA	45	10	55	3.0-14	1.0-10	0	0-0	0-0	2	6	0	3-3	0	0	0	0	27
Oct 01	at Utah State	37	36	73	4.0-18	2.0-15	0	0-0	2-8	1	10	1	4-4	0	0	0	0	31
Oct 09	SAN DIEGO STATE	65	36	101	6.0-20	2.0-12	1	1-0	1-0	0	1	0	3-3	0	0	0	0	21
Oct 16	at TCU	38	18	56	6.0-26	3.0-21	0	0-0	2-2	0	3	0	4-4	0	0	0	0	31
BYU Cougars		304	164	468	36.0-152	17.0-118	9	4-0	7-13	5	30	1	25-25	0	0	0	0	196
		282	228	510	28.0-122	8.0-46	7	3-0	3-25	8	23	0	9-10	1	0	1	103	

Date	Opponent	Punting							Field Goals			Kickoffs						
		no.	yds	avg	long	blkd	tb	fc	50+	i20	md-att	long	blkd	no.	yds	avg	tb	ob
Sep 04	WASHINGTON	6	271	45.2	64	0	2	0	2	0	1-1	54	0	4	260	65.0	0	0
Sep 11	at Air Force	4	166	41.5	45	0	1	0	0	1	0-1	0	0	6	379	63.2	2	0
Sep 18	at Florida State	3	141	47.0	54	0	0	0	2	1	2-3	47	0	7	450	64.3	5	1
Sep 25	NEVADA	2	112	56.0	56	0	0	0	2	1	2-2	38	0	5	350	70.0	2	0
Oct 01	at Utah State	4	140	35.0	47	0	0	0	0	2	1-2	34	0	6	364	60.7	0	0
Oct 09	SAN DIEGO STATE	6	266	44.3	54	0	0	2	2	0	0-1	0	0	4	274	68.5	2	0
Oct 16	at TCU	6	248	41.3	58	0	2	2	1	3	1-1	20	0	6	385	64.2	0	0
BYU Cougars		31	1344	43.4	64	0	5	4	9	8	7-11	54	0	38	2462	64.8	11	1
		36	1449	40.2	59	0	5	3	12	9	8-10	29	0	26	1656	63.7	10	2

**2010 BYU Cougars**  
**BYU Cougars Game Superlatives (as of Oct 21, 2010)**  
**All games**

**INDIVIDUAL GAME HIGHS**

Rushes	22	DI LUIGI, JJ vs San Diego State (Oct 09, 2010)
	22	KARIYA, Bryan vs San Diego State (Oct 09, 2010)
Yards Rushing	134	DI LUIGI, JJ vs San Diego State (Oct 09, 2010)
TD Rushes	2	KARIYA, Bryan vs San Diego State (Oct 09, 2010)
Long Rush	46	DI LUIGI, JJ vs San Diego State (Oct 09, 2010)
Pass attempts	54	HEAPS, Jake at Utah State (Oct 01, 2010)
Pass completions	27	HEAPS, Jake at Utah State (Oct 01, 2010)
Yards Passing	270	HEAPS, Jake at Utah State (Oct 01, 2010)
TD Passes	2	NELSON, Riley vs Washington (Sep 04, 2010)
Long Pass	48	NELSON, Riley vs Washington (Sep 04, 2010)
Receptions	8	DI LUIGI, JJ vs Nevada (Sep 25, 2010)
	8	JACOBSON, McKay at Utah State (Oct 01, 2010)
Yards Receiving	85	JACOBSON, McKay at Utah State (Oct 01, 2010)
TD Receptions	1	DI LUIGI, JJ vs Washington (Sep 04, 2010)
	1	QUEZADA, Joshua vs Washington (Sep 04, 2010)
	1	HOFFMAN, Cody at Florida State (Sep 18, 2010)
Long Reception	48	DI LUIGI, JJ vs Washington (Sep 04, 2010)
Field Goals	2	PAYNE, Mitch vs Washington (Sep 04, 2010)
	2	PAYNE, Mitch vs Nevada (Sep 25, 2010)
Long Field Goal	29	PAYNE, Mitch vs Washington (Sep 04, 2010)
	29	PAYNE, Mitch vs Nevada (Sep 25, 2010)
	29	PAYNE, Mitch vs San Diego State (Oct 09, 2010)
Punts	7	STEPHENSON, Ril at TCU (Oct 16, 2010)
Punting Avg	48.0	STEPHENSON, Ril at TCU (Oct 16, 2010)
Long Punt	59	STEPHENSON, Ril at TCU (Oct 16, 2010)
Long Punt Return	23	FALSLEV, JD at TCU (Oct 16, 2010)
Long Kickoff Return	39	JACOBSON, McKay vs Nevada (Sep 25, 2010)
Tackles	14	RICH, Andrew at Air Force (Sep 11, 2010)
	14	RICH, Andrew vs Nevada (Sep 25, 2010)
Sacks	1.5	PENDLETON, Jord at Florida State (Sep 18, 2010)
	1.5	MANUMALEUNA, Ea at Florida State (Sep 18, 2010)
Tackles For Loss	2.0	RICH, Andrew at Air Force (Sep 11, 2010)
	2.0	WAGNER, Jadon at Utah State (Oct 01, 2010)
	2.0	SO'OTO, Vic at TCU (Oct 16, 2010)
Interceptions	1	HUNTER, Shane at Air Force (Sep 11, 2010)
	1	SO'OTO, Vic vs Nevada (Sep 25, 2010)
	1	OGLETREE, Brand vs San Diego State (Oct 09, 2010)

**2010 BYU Cougars  
BYU Cougars Game Superlatives (as of Oct 21, 2010)  
All games**

**TEAM GAME HIGHS**

Rushes	62	vs San Diego State (Oct 09, 2010)
Yards Rushing	271	vs San Diego State (Oct 09, 2010)
Yards Per Rush	6.5	at Air Force (Sep 11, 2010)
TD Rushes	3	vs San Diego State (Oct 09, 2010)
Pass attempts	54	at Utah State (Oct 01, 2010)
Pass completions	27	at Utah State (Oct 01, 2010)
Yards Passing	270	at Utah State (Oct 01, 2010)
Yards Per Pass	6.6	vs Washington (Sep 04, 2010)
TD Passes	2	vs Washington (Sep 04, 2010)
Total Plays	85	vs San Diego State (Oct 09, 2010)
Total Offense	413	vs San Diego State (Oct 09, 2010)
Yards Per Play	5.6	vs Washington (Sep 04, 2010)
Points	24	vs San Diego State (Oct 09, 2010)
Sacks By	3	at Florida State (Sep 18, 2010)
First Downs	24	vs San Diego State (Oct 09, 2010)
Penalties	7	at Air Force (Sep 11, 2010)
Penalty Yards	60	vs Washington (Sep 04, 2010)
Turnovers	3	at Air Force (Sep 11, 2010)
Interceptions By	1	at Air Force (Sep 11, 2010)
	1	vs Nevada (Sep 25, 2010)
	1	vs San Diego State (Oct 09, 2010)



**2010 BYU Cougars  
BYU Cougars Game Superlatives (as of Oct 21, 2010)  
All games**

**OPPONENT INDIVIDUAL GAME HIGHS**

Rushes	29	Taua, Vai, vs Nevada (Sep 25, 2010)
Yards Rushing	133	Taua, Vai, vs Nevada (Sep 25, 2010)
TD Rushes	2	Speight, D., at Utah State (Oct 01, 2010)
Long Rush	83	Thompson, C., at Florida State (Sep 18, 2010)
Pass attempts	37	Locker, Jake, vs Washington (Sep 04, 2010)
Pass completions	24	DALTON, Andy, at TCU (Oct 16, 2010)
Yards Passing	273	DALTON, Andy, at TCU (Oct 16, 2010)
TD Passes	4	DALTON, Andy, at TCU (Oct 16, 2010)
Long Pass	79	Borel, Diondre, at Utah State (Oct 01, 2010)
Receptions	9	Reed, B., at Florida State (Sep 18, 2010)
Yards Receiving	127	BOYCE, Josh, at TCU (Oct 16, 2010)
TD Receptions	2	BOYCE, Josh, at TCU (Oct 16, 2010)
Long Reception	79	Martin, Xavier, at Utah State (Oct 01, 2010)
Field Goals	2	Hopkins, D., at Florida State (Sep 18, 2010)
Long Field Goal	54	Folk, Erik, vs Washington (Sep 04, 2010)
Punts	6	Mahan, Will, vs Washington (Sep 04, 2010)
	6	STACHOVICH, Bria, vs San Diego State (Oct 09, 2010)
	6	KELTON, Anson, at TCU (Oct 16, 2010)
Punting Avg	56.0	Langley, Brad, vs Nevada (Sep 25, 2010)
Long Punt	64	Mahan, Will, vs Washington (Sep 04, 2010)
Long Punt Return	17	KERLEY, Jeremy, at TCU (Oct 16, 2010)
Long Kickoff Return	67	Williams, K., at Utah State (Oct 01, 2010)
Tackles	14	Foster, Mason, vs Washington (Sep 04, 2010)
Sacks	2.0	Jenkins, B., at Florida State (Sep 18, 2010)
	2.0	BURRIS, Miles, vs San Diego State (Oct 09, 2010)
Tackles For Loss	2.0	Jenkins, B., at Florida State (Sep 18, 2010)
	2.0	Dawkins, E., at Florida State (Sep 18, 2010)
	2.0	BURRIS, Miles, vs San Diego State (Oct 09, 2010)
Interceptions	1	REMBERT, Reggie, at Air Force (Sep 11, 2010)
	1	Rhodes, X., at Florida State (Sep 18, 2010)
	1	Randle, Chris, at Utah State (Oct 01, 2010)
	1	Coleman, Rajric, at Utah State (Oct 01, 2010)
	1	MCFADDEN, Leon, vs San Diego State (Oct 09, 2010)
	1	JOHNSON, Tejay, at TCU (Oct 16, 2010)
	1	CARDER, Tank, at TCU (Oct 16, 2010)

**2010 BYU Cougars  
BYU Cougars Game Superlatives (as of Oct 21, 2010)  
All games**

**OPPONENT TEAM GAME HIGHS**

Rushes	65	at Air Force (Sep 11, 2010)
Yards Rushing	409	at Air Force (Sep 11, 2010)
Yards Per Rush	6.3	at Florida State (Sep 18, 2010)
TD Rushes	4	at Air Force (Sep 11, 2010)
Pass attempts	39	vs Washington (Sep 04, 2010)
Pass completions	24	at TCU (Oct 16, 2010)
Yards Passing	273	at TCU (Oct 16, 2010)
Yards Per Pass	14.8	at Utah State (Oct 01, 2010)
TD Passes	4	at TCU (Oct 16, 2010)
Total Plays	79	vs Nevada (Sep 25, 2010)
Total Offense	477	at Air Force (Sep 11, 2010)
Yards Per Play	6.6	at Florida State (Sep 18, 2010)
Points	35	at Air Force (Sep 11, 2010)
Sacks By	8	at Florida State (Sep 18, 2010)
First Downs	23	vs Nevada (Sep 25, 2010)
	23	at TCU (Oct 16, 2010)
Penalties	12	at Utah State (Oct 01, 2010)
Penalty Yards	125	at Air Force (Sep 11, 2010)
Turnovers	2	vs Nevada (Sep 25, 2010)
Interceptions By	2	at Utah State (Oct 01, 2010)
	2	at TCU (Oct 16, 2010)

**2010 BYU Cougars**  
**BYU Cougars Red-Zone Results (as of Oct 21, 2010)**  
**All games**

**BYU Cougars Inside Opponent Red-Zone**

Date	Opponent	Score	Times In RZ	Times Scored	Total Pts	Rush TDs	Pass TDs	FGs Made	Failed to score inside RZ						
									FGA	Down	Int	Fumb	Half	Game	
Sep 04, 2010	WASHINGTON	W 23-17	3	3	14	1	0	1	2	0	0	0	0	0	0
Sep 11, 2010	at Air Force	L 14-35	2	2	14	2	2	0	0	0	0	0	0	0	0
Sep 18, 2010	at Florida State	L 10-34	2	2	10	1	0	1	1	0	0	0	0	0	0
Sep 25, 2010	NEVADA	L 13-27	5	3	13	1	1	0	2	0	1	0	0	1	0
Oct 01, 2010	at Utah State	L 16-31	3	3	16	2	2	0	1	0	0	0	0	0	0
Oct 09, 2010	SAN DIEGO STATE	W 24-21	5	4	24	3	3	0	1	0	0	1	0	0	0
Oct 16, 2010	at TCU	L 3-31	1	1	3	0	0	0	1	0	0	0	0	0	0
Totals			21	18	94	10	8	2	8	0	1	1	0	1	0

18 of 21 (85.7%)

**Opponents Inside BYU Cougars Red-Zone**

Date	Opponent	Score	Times In RZ	Times Scored	Total Pts	Rush TDs	Pass TDs	FGs Made	Failed to score inside RZ						
									FGA	Down	Int	Fumb	Half	Game	
Sep 04, 2010	WASHINGTON	W 23-17	2	2	14	2	1	1	0	0	0	0	0	0	0
Sep 11, 2010	at Air Force	L 14-35	3	2	14	2	2	0	0	0	0	0	0	1	0
Sep 18, 2010	at Florida State	L 10-34	6	5	27	3	2	1	2	1	0	0	0	0	0
Sep 25, 2010	NEVADA	L 13-27	4	4	24	3	2	1	1	0	0	0	0	0	0
Oct 01, 2010	at Utah State	L 16-31	4	4	24	3	3	0	1	0	0	0	0	0	0
Oct 09, 2010	SAN DIEGO STATE	W 24-21	2	2	14	2	0	2	0	0	0	0	0	0	0
Oct 16, 2010	at TCU	L 3-31	2	2	10	1	0	1	1	0	0	0	0	0	0
Totals			23	21	127	16	10	6	5	1	0	0	0	1	0

21 of 23 (91.3%)

**2010 BYU Cougars**  
**BYU Cougars By-Quarter Statistics (as of Oct 21, 2010)**  
**All games**

**3rd-Down Conversions**

Date	Opponent	Score	Overall	1st Qtr	2nd Qtr	3rd Qtr	4th Qtr	Overtime
Sep 04, 2010	WASHINGTON	W 23-17	5-16 31.2	1-5 20.0	1-4 25.0	3-5 60.0	0-2 0.0	
Sep 11, 2010	at Air Force	L 14-35	6-15 40.0	4-5 80.0	0-3 0.0	1-3 33.3	1-4 25.0	
Sep 18, 2010	at Florida State	L 10-34	4-15 26.7	0-2 0.0	3-6 50.0	0-2 0.0	1-5 20.0	
Sep 25, 2010	NEVADA	L 13-27	5-15 33.3	2-3 66.7	0-4 0.0	2-4 50.0	1-4 25.0	
Oct 01, 2010	at Utah State	L 16-31	8-18 44.4	1-4 25.0	3-6 50.0	2-4 50.0	2-4 50.0	
Oct 09, 2010	SAN DIEGO STATE	W 24-21	12-19 63.2	4-5 80.0	4-6 66.7	2-4 50.0	2-4 50.0	
Oct 16, 2010	at TCU	L 3-31	3-14 21.4	0-3 0.0	1-3 33.3	2-5 40.0	0-3 0.0	
	BYU Cougars		43-112 38.4	12-27 44.4	12-32 37.5	12-27 44.4	7-26 26.9	0-0 0.0
	Opponents		51-108 47.2	13-24 54.2	13-28 46.4	11-26 42.3	14-30 46.7	0-0 0.0

**4th-Down Conversions**

Date	Opponent	Score	Overall	1st Qtr	2nd Qtr	3rd Qtr	4th Qtr	Overtime
Sep 04, 2010	WASHINGTON	W 23-17	1-1 100.0	0-0 0.0	1-1 100.0	0-0 0.0	0-0 0.0	
Sep 11, 2010	at Air Force	L 14-35	1-2 50.0	1-1 100.0	0-0 0.0	0-0 0.0	0-1 0.0	
Sep 18, 2010	at Florida State	L 10-34	1-3 33.3	0-0 0.0	0-0 0.0	0-0 0.0	1-3 33.3	
Sep 25, 2010	NEVADA	L 13-27	1-4 25.0	0-0 0.0	1-2 50.0	0-1 0.0	0-1 0.0	
Oct 01, 2010	at Utah State	L 16-31	0-2 0.0	0-0 0.0	0-1 0.0	0-0 0.0	0-1 0.0	
Oct 09, 2010	SAN DIEGO STATE	W 24-21	1-1 100.0	1-1 100.0	0-0 0.0	0-0 0.0	0-0 0.0	
Oct 16, 2010	at TCU	L 3-31	0-2 0.0	0-0 0.0	0-0 0.0	0-1 0.0	0-1 0.0	
	BYU Cougars		5-15 33.3	2-2 100.0	2-4 50.0	0-2 0.0	1-7 14.3	0-0 0.0
	Opponents		8-13 61.5	1-2 50.0	2-4 50.0	2-2 100.0	3-5 60.0	0-0 0.0

**Time of Possession**

Date	Opponent	Score	Overall	1st Qtr	2nd Qtr	3rd Qtr	4th Qtr	Overtime
Sep 04, 2010	WASHINGTON	W 23-17	32:12	10:07	7:18	8:24	6:23	
Sep 11, 2010	at Air Force	L 14-35	23:01	9:24	4:41	5:39	3:17	
Sep 18, 2010	at Florida State	L 10-34	25:54	5:37	9:15	6:30	4:32	
Sep 25, 2010	NEVADA	L 13-27	23:43	4:37	7:28	5:59	5:39	
Oct 01, 2010	at Utah State	L 16-31	26:35	7:15	7:33	6:30	5:17	
Oct 09, 2010	SAN DIEGO STATE	W 24-21	45:01	11:08	11:18	11:53	10:42	
Oct 16, 2010	at TCU	L 3-31	24:16	4:23	5:12	11:01	3:40	
	BYU Cougars	Total	200:42	52:31	52:45	55:56	39:30	0:00
		Avg.	28:40	7:30	7:32	7:59	5:38	0:00
	Opponents	Total	219:18	52:29	52:15	49:04	65:30	0:00
		Avg.	31:19	7:29	7:27	7:00	9:21	0:00