



MEN'S VOLLEYBALL

'99-'01 NATIONAL CHAMPIONS

Athletic Media Relations

30 Smith Fieldhouse • Provo, Utah • 84602

801-422-8948 • fax 801-422-0633

Game Notes — April 20, 2004

Media Relations Information

Volleyball contact: Hillary Wallace and Jeff Reynolds

E-Mail: mvolleyball_sid@byu.edu

jeff_reynolds@byu.edu

BYU Record

2004: 24-4 overall, 20-2 conference

(13-1 home, 11-3 away, 0-0 neutral)

All-time : 252-142 (since 1990)

Coach Peterson: 47-11

2003 Schedule/Results

Date	Opp/Event	Time/Results
1/9	@ Pepperdine Tournament	L, 0-3
1/10	@ Pepperdine Tournament	L, 0-3
1/16	No. 5 CAL STATE NORTHRIDGE*	W, 3-0
1/17	No. 5 CAL STATE NORTHRIDGE*	L, 2-3
1/23	@ No. 12 Ohio State	W, 3-0
1/24	@ No. 12 Ohio State	W, 3-1
1/28	@ No. 2 Long Beach State*	W, 3-2
1/30	@ No. 2 Long Beach State*	W, 3-2
2/6	No. 12 PACIFIC*	W, 3-0
2/7	No. 12 PACIFIC*	W, 3-0
2/20	No. 11 STANFORD*	W, 3-0
2/21	No. 11 STANFORD*	W, 3-0
2/26	@ No. 9 UC Irvine*	W, 3-1
2/28	@ No. 9 UC Irvine*	W, 3-1
3/5	No. 6 SANTA BARBARA*	W, 3-0
3/6	No. 6 SANTA BARBARA*	W, 3-0
3/12	No. 5 PEPPERDINE*	W, 3-1
3/13	No. 5 PEPPERDINE*	W, 3-1
3/18	@ No. 5 Hawai'i*	W, 3-1
3/20	@ No. 5 Hawai'i*	W, 3-2
3/26	LEWIS	W, 3-1
3/27	GEORGE MASON	W, 3-0
4/2	@ UC San Diego*	W, 3-1
4/3	@ UC San Diego*	W, 3-0
4/8	@ No. 3 UCLA*	W, 3-1
4/9	@ No. 3 UCLA*	L, 2-3
4/15	USC*	W, 3-0
4/17	USC*	W, 3-2
4/24	MPSF First Round-UC Irvine	7 p.m.
4/29	MPSF Semi-Finals	TBA
5/1	MPSF Finals	TBA

* MPSF Opponents

*HOME GAMES IN CAPS



VS



24-4 Overall, 20-2 MPSF

No. 1 AVCA, No. 1 MPSF

14-17 Overall, 7-7 MPSF

No. 8 AVCA, No. 8 MPSF

Top-Ranked Cougars Host Anteaters in MPSF First Round...

On Saturday, April 24 at 7 p.m. the top-ranked BYU men's volleyball team will begin post-season play as they play host to UC Irvine in the first round of the Mountain Pacific Sports Federation tournament at the Smith Fieldhouse. BYU (24-4, 20-2 MPSF) clinched the outright regular-season title with the No. 1 seed in the tournament, while the Anteaters (14-17, 7-7 MPSF) are seeded eighth. UCI qualified for the tournament as the eighth seed with wins over UCSB and CS Northridge.

Irvine hosted BYU on February 26 and 28 during the regular season, when the Cougars extended their win streak to 10 matches after two four-game wins at Crawford Court. In series opener with the Anteaters the Cougars started game one with a scorching .706 percentage, hitting 13 kills on 17 attempts with only one attack error. Defense was a key for the team, racking up 31 digs and 11.5 total blocks compared with UCI's eight blocks and 22 digs. In the second match, BYU came back after dropping game one to dominate the Anteaters. Mike Burke had come back from his preseason shoulder injury and claimed 15 kills in 19 attempts and a match-high .737 percentage.

After overcoming USC last week in a three-game sweep on Thursday and a five-game thriller on Saturday, the Cougars sealed its position at the top seed in the MPSF tournament. BYU continues to sit atop the conference for the eighth-straight week and rank No.1 in the AVCA Coaches' Poll for the seventh-straight week. Only the top eight teams from the MPSF compete in the tournament, and 2004 marks BYU's eighth-straight trip to the post season and the tenth appearance since the program began in 1990. The Cougars met UCI in 2001 for the first round of the MPSF Tournament, advancing after a 3-1 victory over the Anteaters to the Semi-finals against Hawai'i. The Warriors defeated BYU 3-1, but the Cougars earned the NCAA automatic bid to the Final Four, eventually bringing home the second national championship for BYU. The winner of the first-round match between BYU and UCI will play the winner of the Pepperdine-Cal State Northridge match on Thursday, April 29. If the Cougars win and advance to the next round, they will host the MPSF Semi-finals and Finals at the Smith Fieldhouse.

Late Surge Leads to Five-Game Victory

Saturday: After dropping the first two games to USC, the team fought back to claim the final three games of the regular-season finale at home. With the 3-2 victory, the Cougars finished the regular season two matches ahead of second-place Long Beach State and showed why they are the top team in the nation by hitting .600 in the final game. **Thursday:** In a three-game win over the Trojans, junior Mike Burke hit a sizzling .923 average for the match, hitting 12 kills on 13 attempts while adding five blocks. Burke helped BYU to a significant blocking advantage of 14.5 to USC's four.

Cougars vs. Anteaters

The match on Thursday will be the 30th meeting between the two teams, with BYU holding a 25-5 overall record over UC Irvine. The Cougars swept the Anteaters, 6-2 in two matches, in Irvine this year. At home, BYU holds a 12-2 record over UCI.

Rank	School (First-Place Votes)	Total Points	2004 Record	Last Week
1	BYU (14)	238	24-4	1
2	Long Beach State (2)	225	25-5	2
3	UCLA	209	23-5	3
4	Pepperdine	190	18-8	4
5	Hawai'i	173	17-11	6
6	Cal State-Northridge	161	19-10	5
7	Penn State	136	20-6	7
8	UC Irvine	127	14-17	9
9	UC Santa Barbara	115	14-15	8
10	Ohio State	97	20-8	11
11	Ball State	67	20-8	12
12	IPFW	47	14-10	13
13	Loyola-Chicago	40	19-7	15
14	Stanford	38	9-18	10
15-tie	Lewis	23	16-13	14
15-tie	Pacific	23	10-19	NR

www.byucougars.com

BYU Quick Facts

Location: Provo, Utah 84602
 Enrollment: 32,122 (Daytime)
 Founded: Oct. 15, 1875, by The Church of Jesus Christ of Latter-day Saints
 Colors: Blue and White
 Nickname: Cougars
 Mascot: Cosmo (the Cougar)
 Affiliation: NCAA Division I
 Conference: Mountain Pacific Sports Federation
 Arena: Smith Fieldhouse (5,000)
 President: Cecil O. Samuelson
 Athletic Director: Val Hale
 Ticket Office Phone: (801) 378-BYU1 or 1-800-322-BYU1

Volleyball Staff:

Head Coach: Tom Peterson (BYU, 1978)
 BYU Record/Years: 47-11/2nd season
 Office Phone: (801) 422-8291
 Career Record/Years: 278-139/12
 Assistant Coaches:
 Grayson DuBose (BYU, 1993)
 Shawn Patchell (BYU, 1993)
 Volunteer Coach:
 Greg Jorgensen (Utah State, 2002)
 Trainer: Blain Empey


Volleyball Facts:

2003 Overall Record: 23-7
 Conference Record/Finish: 17-5 / 2nd in MPSF
 Final National Ranking: 2nd
 Starters Returning (3):
 Jon Alleman, 6-4, Sr., OH
 Carlos Moreno, 6-4, So., S
 Fernando Pessoa, 6-4, Jr., OH
 Starters Lost (3):
 Rafael Paal (NCAA All-Tourn. Team, 3rd Team MPSF)
 Jaime Mayol (2.79 kpg, .325 hitting percentage)
 Luka Slabe (1.53 kpg, .219 hitting percentage)
 Other Letterwinners Returning (3):
 Joe Hillman, 6-7, Sr., OPP
 David Hye, 6-8, Sr., MB
 Shawn Olmstead, 6-2, Sr., LIB
 Top Newcomers (2):
 Victor Batista, 6-5, So., MB, Dominican Republic
 Danillo Lampariello, 6-7, Fr., MB, Sao Paulo, Brazil
 All-Conference Performers:
 Carlos Moreno (2003 Second Team)
 Jonathan Alleman (2003 Second Team)
 Fernando Pessoa (2003 Honorable Mention)
 Michael Burke (2003 Honorable Mention)

Quotes from Coach Tom Peterson

"UC Irvine is a hot team right now. They have won six of their last eight matches against good conference teams. We can't take them lightly because their players have more experience now than when they started the season. We have to begin the match playing well and get things going."

The Peterson File: Tom Peterson, BYU alum and 1994 NCAA Coach of the Year, enters his second year as the head coach of the Cougar men's volleyball program. Peterson led the Cougars last season to a 23-7 record and a 2nd-place finish at the NCAA Tournament. BYU came back from a 2-0 deficit to beat No. 1 Pepperdine in the finals of the MPSF Tournament, which earned him MPSF Co-Coach of the Year. After defeating Penn State in the NCAA Semifinals, Peterson led BYU to the National Championships for the third time in five years. In the emotional match lasting nearly three hours, the Lewis Flyers edged BYU in five games with both teams playing to the final two points of game five. Peterson came to BYU in 2002 with over 20 years of volleyball coaching experience, including 17 years of collegiate head-coaching experience.



Head Coach Tom Peterson

Moreno Watch

Junior All-American Carlos Moreno, joins the Cougar squad for another run at the NCAA tournament. Moreno's career assists (4,353) has moved him closer on BYU's all-time list. He only needs 26 more assists to move ahead of Hector Lebron. Moreno ranks second in the NCAA, averaging 14.00 assists per game and first in MPSF play with 14.47.

Moreno Earns MPSF Player of the Year



BYU setter Carlos Moreno was named the Mountain Pacific Sports Federation Player of the Year. Moreno, a 6-foot-4 junior from Sao Paulo, Brazil ranks second in the nation with 1,414 assists, averaging 14.0 assists per game. Moreno helped lead the top-ranked Cougars to a 24-4 overall record, including 20-2 league record to win the MPSF regular-season championship. Moreno started 101 of the Cougars' 105 games this season, helping the Cougars to a school-record 21 match win streak earlier this season. Moreno was named the AVCA National Player of the Week earlier this season after leading BYU to back-to-back wins over Pepperdine, recording a season-high 77 assists. **- Cougars in the MPSF -** In addition to being named the league's player of the year, Moreno earned first-team honors. Senior Fernando Pessoa earned All-MPSF second-team honors, while Michael Burke was named to the All-MPSF third team. BYU seniors Joe Hillman and Jon Alleman, along with sophomore Victor Batista, received All-MPSF honorable mention honors.

Two-Time AVCA National Player of the Week



Senior Fernando Pessoa earned the Sports Imports / AVCA National Player of the Week for the second time this season on Feb. 24. He averaged 6.00 kills, 2.33 digs and 0.50 blocks per game. He hit .681 (36-4-47) for the week, averaging 6.42 points per game in the two sweeps of 11-th ranked Stanford. He was previously named National Player of Week for Jan. 19-23 and MPSF Player of the Week (Jan. 2-6) for two 20-kills matches against LBSU.

Another National Honor for BYU...

Junior Carlos Moreno was named Sports Imports / AVCA National Player of the Week for the first time this season (Mar. 15). He directed the Cougars to two four-game wins over Pepperdine to keep BYU atop the MPSF standings and extend its win streak to 14. Moreno posted a season-high 77 assists in on Mar. 13, while adding five digs and five blocks. He moved into third place on BYU's career assists chart at the time with 3,828 in less than three seasons. He averaged 16.75 assists and 1.38 blocks for the week.

Burke's Big Nights

Junior middle blocker Michael Burke racked up 12 kills out of 13 attempts against USC, committing no hitting errors in Thursday's match and hitting a .923 percentage. Burke has made an impressive comeback after a preseason shoulder injury that sidelined him for 12 matches. He has now recorded 10 double-digit kill matches this season, hitting a .523 percentage. Burke also averages 1.14 blocks per game and has totalled 64 blocks for the season.

BYU ASSISTS LEADERS

4,649 - Jason Watson ('91-'94)
 4,378 - Hector Lebron ('97-'01)
 4,353 - Carlos Moreno ('02-'04)
 3,733 - Chris Pitzak ('97-'00)
 2,724 - Jesse Gant (1992-95)

**2004 Final MPSF STANDINGS
(Rankings as of Apr. 20)**

Team	MPSF			Overall		
	W	L	Pct.	W	L	Pct.
1. *BYU	20	2	.909	24	4	.857
2. *Long Beach State	18	4	.818	25	5	.833
3. *UCLA	17	5	.773	23	5	.821
4. *Pepperdine	14	8	.636	18	8	.692
5. *CS Northridge	13	9	.591	19	10	.655
6. *Hawai'i	13	9	.591	17	11	.607
7. *UC Santa Barbara	9	13	.409	14	15	.483
8. *UC Irvine	8	14	.364	14	17	.452
9. Pacific	6	16	.273	10	19	.345
10. Stanford	6	16	.273	9	18	.333
11. USC	4	18	.182	6	23	.207
12. UC San Diego	4	18	.182	8	20	.286

*Climbed MPSF Tournament berth

MATCH-BY-MATCH BREAKDOWN

THREE GAMES (11-2; .846)		
Jan. 9	@ Pepperdine (Pepp. Tourn)	L, 3-0
Jan. 10	@ Pepperdine (Pepp. Tourn)	L, 3-0
Jan. 16	Cal State Northridge	W, 3-0
Jan. 23	@ Ohio State	W, 3-0
Feb. 6	Pacific	W, 3-0
Feb. 7	Pacific	W, 3-0
Feb. 20	Stanford	W, 3-0
Feb. 21	Stanford	W, 3-0
Mar. 5	UC Santa Barbara	W, 3-0
Mar. 6	UC Santa Barbara	W, 3-0
Mar. 27	George Mason	W, 3-0
Apr. 3	UC San Diego	W, 3-0
Apr. 15	USC	W, 3-0
FOUR GAMES (9-0; 1.000)		
Jan. 24	@ Ohio State	W, 3-1
Feb. 26	@ UC Irvine	W, 3-1
Feb. 28	@ UC Irvine	W, 3-1
Mar. 12	Pepperdine	W, 3-1
Mar. 13	Pepperdine	W, 3-1
Mar. 18	Hawai'i	W, 3-1
Mar. 26	Lewis	W, 3-1
Apr. 2	@ UC San Diego	W, 3-1
Apr. 8	@ UCLA	W, 3-1
FIVE GAMES (4-2; .667)		
Jan. 17	Cal State Northridge	L, 2-3
Jan. 28	@ Long Beach State	W, 3-2
Jan. 29	@ Long Beach State	W, 3-2
Mar. 20	@ Hawai'i	W, 3-2
Apr. 9	@ UCLA	L, 2-3
Apr. 17	USC	W, 3-2

BYU IN THE POLLS

Here is a week-by-week look at the USA Today/AVCA Top-15 Poll:

Date	AVCA
Jan. 13	8th
Jan. 20	8th
Jan. 27	7th
Feb. 3	4th
Feb. 10	3rd
Feb. 17	4th
Feb. 24	4th
Mar. 2	3rd
Mar. 9	T-1st
Mar. 15	1st
Mar. 23	1st
Mar. 29	1st
Apr. 6	1st
Apr. 13	1st
Apr. 20	1st

Hillman Hits High at Home

Senior opposite Joe Hillman posted his first double-double performance against UCLA last week with 16 kills and 10 digs, despite the chants from the crowd saying he was too old to be playing. He also recorded a new career-high 27 kills, hitting a .512 percentage and adding six digs and three blocks in the win over Hawai'i. He had previously recorded a career-high 26 kills against Pepperdine. He has now recorded 21 double-digit kill performances and gives Moreno a great option in the right-side. Hillman ranks second for BYU with 3.61 kills per game. He is also leading BYU with 19 aces on the season.

Pessoa Pumps it Up

Fernando Pessoa posted 20 kills in the five-game win over USC and registered his career-high of 26 kills against UCLA, while registering nine digs for the match. He has been named MPSF Player of the Week twice this season on Feb. 3 and again on Feb. 25. While leading BYU over Stanford with a match-high 16 kills and 20 kills the next night, he also hit a .681 percentage for the week. Pessoa hit a career-high .700 percentage on Feb. 20, adding seven digs over the Cardinal. The first time earning the award, he broke his career high with 22 kills on Jan. 30 against LBSU. In addition, Pessoa's kill total from the USC match marks the 23rd double-digit tally of the season.

BYU Numerical Roster

Num.	Name	Ht.	Wt.	Pos.	Class	Hometown
2	Steffin Rangel	6-5	175	OH	So.	Huntington Beach, Calif.
3	Michael Burke	6-8	230	MB	Jr.	Salt Lake City, Utah
5	Carlos Moreno	6-4	185	S	Jr.	Sao Paulo, Brazil
6	Aaron Ferre	6-8	210	MB	Fr.	Sandy, Utah
7	Chris Gorny	6-6	195	MB	Sr.	Palmdale, Calif.
8	David Hyte	6-8	200	MB	Sr.	Las Vegas, Nev.
10	Cory Carpenter	6-7	200	MB	Sr.	Alpine, Utah
11	Joe Hillman	6-7	195	Opp	Sr.	Las Vegas, Nev.
12	Jon Alleman	6-3	200	OH	Sr.	Yorba Linda, Calif.
13	Brian Rowley	6-0	165	LIB	So.	San Diego, Calif.
14	Rob Neilson	6-3	180	S	So.	Pacific Palisades, Calif.
15	Shawn Olmstead	6-2	195	LIB	Sr.	Carpinteria, Calif.
17	Fernando Pessoa	6-4	190	OH	Sr.	Rio de Janeiro, Brazil
18	Victor Batista	6-5	165	MB	So.	Tamayo, Dominican Republic
19	Enoc Cardona	6-6	190	OH/Opp	Fr.	Aguada, Puerto Rico
20	Taylor Evans	6-2	175	OH/Opp	So.	Alamo, Calif.

Alleman Making His Mark


Senior outside hitter Jonathan Alleman gave a solid performance in the win over UCLA on Thurs. with his third double-double of the season (12 kills, 13 digs). Against George Mason, he posted 18 kills and registered a sizzling career-high .857 hitting percentage. He also racked up 14 kills in the Apr. 2 win over UCSD for a .522 percentage. All-American Alleman has hit double-digit kills in 19 of 24 matches and ranks third on BYU's roster with 3.40 kpg and 1.50 dpg behind Pessoa and senior libero Shawn Olmstead.

Gorny Joins the Pack

Since Chris Gorny has returned from torn ligaments in his ankle to play in the last four matches, he has added depth to the middle blocker position. Before he was injured he hit .588 in the upset over LBSU for 12 kills in 17 attempts. He also tied his career-high in blocks with nine in the Cougars' second win over the Beach. Gorny has the experience in the middle and averages 0.90 blocks per game and is hitting a .446 percentage.

Batista Blocks Opponents

From the Dominican Republic, Victor Batista joined BYU's squad at the beginning of January and has made significant contributions in conference action. He pounded out 16 kills and racked up eight blocks, while hitting a .696 percentage against USC on Apr. 17. After securing a starting middle position, he is hitting .467 on the season. Batista ranks second for hitting percentage at .481 in MPSF play. Batista also leads the team in total blocks with 105, including 13 solos and 92 assists, and 1.25 blocks per game.



Much of the success of BYU volleyball over the years can be attributed to the consistent support of BYU fans. BYU volleyball fans are some of the most intense and boisterous in the nation. In 2003 over 41,349 (avg. 2,954 per match) watched the team play as the Cougars finished with a 13-2 record in Provo.

Home Record

The Cougars overall record at home stands at 147-52 (.737) and since 1997, BYU has won 108 matches and has only lost 13 (.892). This season the Cougars have won 12-straight matches at home for a total of 13 wins at home. BYU has also won nine matches at home in just three games. With the loud support and fan base at the Smith Fieldhouse in 2004, BYU are averaging 2,696 fans in 14 matches at home, while opponents are averaging 1,450 in attendance. Since men's volleyball became a NCAA-sanctioned sport in 1990, BYU has won 10 of 14 (.643) home openers at the Smith Fieldhouse. BYU's only loss at home this season was to Cal State Northridge on Jan. 17. The 1999 National Champions lost their only match at home against Long Beach State, 2-3, but defeated the 49ers in the championship match on May 8, 1999. The year before, 1998, was the only year the Cougars went undefeated at home with a 11-0 record.

Scouting UC Irvine



Volleyball Information

Head Coach: John Speraw (UCLA, '95), 2nd season

Career Record: 20-11/1

UCI Record: same

Assistant Coach: John Hawks, Matt Boice

2003 Record: 20-11

2003 MPSF Record: 12-10/5th

2003 Post Season: Lost to Pepperdine in MPSF Semi-finals

Letterwinners Returning/Lost: 8/5

Starters Returning/Lost: 5/2

Sports Information

Volleyball Contact: Shacey Shackelford

Office Phone: (949) 824-7350

Office Fax: (949) 824-5260

E-mail address: saking@uci.edu

Website: www.athletics.uci.edu

UCI is on a three-match winning streak and has won six of their last eight outings. The Anteaters upset No. 6 Hawaii, No. 8 UC Santa Barbara and No. 5 Cal State Northridge to end the regular season.

Top Returners

Senior middle blocker Kyle Weichert has been chosen the Sports Imports / AVCA Division I-II Men's National Player of the Week for Apr. 20. Weichert helped the Anteaters to upsets over eighth-ranked UC Santa Barbara (3-1) and fifth-ranked Cal State Northridge (3-1). The two wins propelled UC Irvine into the final slot in the MPSF Tournament. Weichert recorded 10 kills with zero errors on 14 attempts for a .714 hitting effort versus UCSB, the 12th best mark in Anteater history. Weichert followed that outing with 11 kills and five blocks against Cal State Northridge. With four block assists versus the Matadors, Weichert became the UCI career leader with 373. He has also set the single season record for block assists this year with 152 so far. Weichert averaged 3.25 points, 2.62 kills and 0.88 blocks, while hitting at a .576 clip (21-2-33) for the week.

In latest NCAA statistics, senior Jimmy Pelzel ranked fifth nationally in kills (4.70) and sixth in points (5.32). Middle blocker Kyle Weichert was sixth in blocking average (1.35), while libero Greg Ford was 15th in digs (2.20). Freshman setter Brett Reid checks in at 12th in assists average (12.51). Pelzel leads the Anteaters with 4.70 kills per game, while Matt Webber averages 3.35 per game. Weichert averages 2.02 kills per game.

Stat Leaders

Against CS Northridge: Senior outside hitter Spencer Bemus led all players in the upset of fifth-ranked Cal State Northridge last week, with a season-high 20 kills. Senior outside hitter Jimmy Pelzel added 15 kills, two aces and four blocks. Senior libero Greg Ford had a match-high 14 digs and had no errors while attempting 53 service attempts. Senior Middle blocker Kyle Weichert totaled 11 kills while hitting .474. With five total blocks, Weichert broke the UCI career record with 373 all-time passing Chris Harger's old record of 372 from (1994-97).

Freshman Matt Webber each added 15 kills. Freshman setter Brett Reid tallied 60 set assists for the Anteaters.

Against UC Santa Barbara: Pelzel led UCI with 15 kills and three block assists. Matt Webber had 14 kills while hitting .571 (14-2-21), while freshman Jayson Jablonksy recorded 13 kills and hit .474 (13-4-19). Weichert added 10 kills without an error on 14 attempts to hit .714 for the match. Brett Reid totaled 59 set assists in the win.

BYU vs UC Irvine	3 Games	4 Games	5 Games
Overall	8-1	12-1	3-3
in Provo	5-0	5-0	2-2
in Irvine	3-1	7-1	1-1
Neutral	0-0	0-0	0-0

COUGARS MATCH-BY-MATCH

<u>DATE</u>	<u>OPPONENT</u>	<u>SCORE</u>	<u>W/L</u>	<u>ATT.</u>	<u>KILL LEADER</u>	<u>ASSIST LEADER</u>	<u>BLOCK LEADER</u>	<u>RECORD</u>	<u>MPSF</u>
Jan. 9	Pepperdine	3-0	L	.186	Hillman.....17	Moreno.....35	Carpenter.....6	0-1	0-0
Jan. 10	Pepperdine	3-0	L	.224	Hillman.....11	Moreno.....30	Carpenter.....3	0-1	0-0
Jan. 16	No. 5 CAL STATE NORTHRIDGE*	3-0	W	.357	Hillman.....21	Moreno.....42	Carpenter.....6	1-2	1-0
Jan. 17	No. 5 CAL STATE NORTHRIDGE*	3-2	L	.262	Pessoa.....18	Moreno.....60	Batista.....6	1-3	1-1
Jan. 23	No. 12 Ohio State	3-0	W	.375	Pessoa.....19	Neilson.....41	Carpenter.....4	2-3	1-1
Jan. 24	No. 12 Ohio State	3-1	W	.305	Alleman.....16	Moreno.....52	Batista.....9	3-3	1-1
Jan. 30	No. 2 Long Beach State*	3-2	W	.379	Pessoa.....20	Moreno.....71	Alleman/Batista/Moreno...5	4-3	2-1
Jan. 31	No. 2 Long Beach State*	3-2	W	.292	Pessoa.....22	Moreno.....73	Gorny.....9	5-3	3-1
Feb. 6	No. 12 Pacific*	3-0	W	.433	Alleman.....16	Moreno.....42	Alleman/Gorny/Batista/Hillman(3)	6-3	4-1
Feb. 7	No. 12 Pacific*	3-0	W	.386	Alleman.....11	Moreno.....41	Gorny.....8	7-3	5-1
Feb. 20	No. 11 Stanford*	3-0	W	.398	Pessoa.....16	Moreno.....45	Batista.....6	8-3	6-1
Feb. 21	No. 11 Stanford*	3-0	W	.484	Pessoa.....20	Moreno.....64	Ferre.....3	9-3	7-1
Feb. 26	No. 9 UC Irvine*	3-1	W	.373	Pessoa.....19	Moreno.....44	Batista.....6	10-3	8-1
Feb. 28	No. 9 UC Irvine*	3-1	W	.386	Hillman.....20	Moreno.....66	Burke.....6	11-3	9-1
Mar. 5	No. 6 UC Santa Barbara*	3-0	W	.400	Pessoa/Alleman...12	Moreno.....39	Burke.....6	12-3	10-1
Mar. 6	No. 6 UC Santa Barbara*	3-0	W	.327	Pessoa/Hillman...14	Moreno.....51	Burke.....8	13-3	11-1
Mar. 12	No. 5 Pepperdine*	3-1	W	.355	Batista.....18	Moreno.....57	Alleman/Moreno/Burke....6	14-3	12-1
Mar. 13	No. 5 Pepperdine*	3-1	W	.415	Hillman.....26	Moreno.....77	Moreno.....5	15-3	13-1
Mar. 18	No. 5 Hawai`i*	3-1	W	.294	Pessoa.....18	Moreno.....55	Moreno.....6	16-3	14-1
Mar. 20	No. 5 Hawai`i*	3-2	W	.384	Hillman.....27	Moreno.....70	Alleman.....5	17-3	15-1
Mar. 26	Lewis	3-1	W	.347	Pessoa.....21	Moreno.....41	Hillman.....5	18-3	15-1
Mar. 27	George Mason	3-0	W	.500	Alleman.....18	Moreno/Neilson.....26/20	Alleman/Hyte.....4	19-3	15-1
Apr. 2	UC San Diego*	3-1	W	.500	Alleman/Hillman...14	Moreno.....53	Batista.....9	20-3	16-1
Apr. 3	UC San Diego*	3-0	W	.313	Pessoa.....14	Moreno.....42	Batista.....7	21-3	17-1
Apr. 8	No. 3 UCLA*	3-1	W	.359	Pessoa.....20	Moreno.....60	Burke.....5	22-3	18-1
Apr. 9	No. 3 UCLA*	2-3	L	.362	Pessoa.....26	Moreno.....66	Carpenter.....5	22-4	18-2
Apr. 15	USC*	3-0	W	.453	Alleman.....15	Moreno.....49	Burke.....5	23-4	19-2
Apr. 17	USC*	3-2	W	.384	Pessoa.....20	Moreno.....63	Batista.....8	24-4	20-2
Apr. 24	MPSF First Round- UC Irvine								
Apr. 29	MPSF Semi-Finals								
May. 1	MPSF Finals								
May. 6	NCAA Semi-Finals								
Mar. 8	NCAA Finals								

Season Outlook

As the BYU men's volleyball team enters its second season under Tom Peterson, the Cougars already have experience at the Final Four. Last season the team (23-7) showed tremendous composure, beating Penn State in the NCAA semifinals and battling Lewis in the championship match. Lewis edged BYU in the last two points of the fifth game, earning its first NCAA title.

"My first year at BYU was a great experience, a great year," Peterson said. "Although it's disappointing to lose, and it will hurt for awhile after seeing such good players lose, the players made it great for me to be here."

And the team is looking good going into the 2004 season. Even with the loss of three outside hitters, Rafael Paal, Jaime Mayol and Luka Slabe, the biggest strength for the Cougars this year continues to be their depth. BYU returns nine letterswinners and four players with significant starting experience. The Cougars hope to continue its winning tradition and return to the NCAA finals.


The following position-by-position look at the 2004 Cougars illustrates the potential for this year's team:

Outside Hitter

This position has suffered a loss with graduating seniors, but will be filled with a number of players: Jon Alleman, Fernando Pessoa and Steffin Rangel.

Fernando Pessoa, an All-MPSF selection and member of the 2001 national championship team, is another candidate to play outside hitter this season. Pessoa, a senior from Brazil, started as libero for the Cougars last season and led the team in digs per game (2.20). According to Peterson, "he has been working hard on the outside, plus he's one of our best passers."

Jon Alleman, a second-team All-American and All-MPSF selection, was also a large contributor for



Season Outlook Cont'd.

Pronunciation Guide:

Steffin Rangel -- STEPH-in RAN-gul
 Fernando Pessoa -- Fernando PES-oh-a
 Victor Batista -- Victor Ba-TE-sta
 Aaron Ferre -- Aaron FAIR-e

2004 BYU Men's Volleyball Stats
 BRIGHAM YOUNG Overall Team Statistics
 (as of Apr. 20, 2004)

Overall record: 24-4 Conf: 20-2
 (Overall) Home: 13-1 Away: 11-3 Neutral: 0-0
 (Conf) Home: 11-1 Away: 9-1 Neutral: 0-0

TEAM STATISTICS	BYU	OPPONENTS
ATTACK		
Kills	1743	1475
Errors	568	585
Total Attacks	3252	3017
Attack Pct	.361	.266
Kills/Game	16.6	14.2
SET		
Assists	1635	1296
Assists/Game	15.6	13.3
SERVE		
Aces	90	92
Errors	507	421
Aces/Game	0.9	0.9
SERVE RECEPTIONS		
Errors	93	87
Errors/Game	0.9	0.9
DEFENSE		
Digs	881	671
Digs/Game	8.4	7.0
BLOCKING		
Block Solo	68	53
Block Assist	487	325
Total Blocks	311.5	215.5
Blocks Per Game	3.0	2.2
Block Errors	101	89
BALL HANDLING ERRORS	43	31
ATTENDANCE		
Total	37745	20306
Dates/Avg Per Date	14/2696	14/1450
Neutral site #/Avg	0/0	
Current win streak	2	-
Home win streak	12	-

MATCH WINS BY #GAMES	1	2	3	4	5	Total
BRIGHAM YOUNG	0	0	11	9	4	24
Opponents	0	0	2	0	2	4

GAMES WON BY GAME	1	2	3	4	5	Total
BRIGHAM YOUNG	20	22	18	12	4	76
Opponents	8	6	10	3	2	29

BYU last year, recording double-digit kills in 25 of 30 matches. He led BYU in kills per game and kills on the season as an opposite-side hitter and posted two 30-kill matches. As a senior, Alleman returns to the squad as an experienced force for the Cougars, as he was a member of the 2001 national championship team and will be a potential starter in the outside-hitter position.

Opposite

Senior Joe Hillman leads the parade of opposite-side hitters, as he will replace Alleman on the rightside. Hillman will be joined by redshirt freshman Enoc Cardona and sophomore Taylor Evans, making this position a strength to the Cougar offense.

Hillman, a transfer from Utah Valley State College, returns his senior year as the probable starter in the opposite position. Hillman competed in 21 games last season and recorded a personal-best .667 hitting percent (7-1-9) against Concordia. As a left-handed hitter, he has an advantage because the rightside saves him from having to hit across his body.

Taylor Evans, a sophomore who had shoulder surgery last season, has seen some playing time with the Cougars in preseason matches. Evans is one of the shorter players on the team but makes up for it with his jumping ability and power. He is a versatile player who can play outside or opposite and will be able to step in where he is needed in the lineup.

Middle Blocker

The middle blocker position was hit with a huge blow when junior Michael Burke went out with a torn pectoral ligament and will be shuffled around this season due to injuries. Burke and senior Chris Gorny will be probable starters for BYU in the middle. Seniors Dave Hyte and Cory Carpenter as well Aaron Ferre will be also competing for time on the court this season.

Michael Burke received All-MPSF honorable mention honors in his first year playing collegiate volleyball. He hit over a .500 average in 14 matches last season and finished fourth in the MPSF in blocking with a .468 average per game. Burke also led BYU with 155 blocks on the season.

Chris Gorny returns as the other middle blocker next to Burke. Gorny was second on the BYU roster with 90 blocks last season. He also hit over .500 in eight matches, including a personal-best .846 in the MPSF semi-final against Hawai'i. Gorny has also had problems with his shoulder and will join the Cougars later in the season.

Cory Carpenter joins Hyte in the middle position and is gaining experience fast throughout the preseason matches. Carpenter has limited time playing in matches but has used his athleticism to learn fast and be a contributor for the Cougars.



Setter

All-American **Carlos Moreno** performed well as the starting setter for the Cougars for his second year, and will be a huge strength for the Cougars. As a sophomore, Moreno recorded the second-highest assists (1567) in BYU men's volleyball history for a single season. He also finished second on the team in serving with 33 aces, and added 123 digs and 102 kills.


Peterson is looking for Moreno to be even better this season with the experience he gained from last year and continue to be a leader on the court. Sophomore **Rob Neilson** will compete for playing time behind Moreno and might see time this year.

Libero

Senior **Shawn Olmstead** did very well last season as libero alongside Fernando Pessoa, but will be the lone libero for the 2004 season. Olmstead, a member of the 2001 National Championships team, registered 14 assists and 70 digs last season and recorded a season-best 12 digs against Pacific. He finished last season averaging 1.43 digs per game and will be a strong force behind the Cougar defense for the 2004 season.

Peterson said injuries have hindered some players in preseason practice, but others have stepped up to contribute to the team. And with so much depth at every position, Peterson will be able to pick from a variety of athletes to fill each position. The depth at each position will prove beneficial on long road trips and when the team plays a lot of matches in a short period of time.

"I'm not that concerned about our offense," Peterson said. "We run a complicated offense with many options for hitting. If we can get guys to stay healthy and compete in practice, we will be able rank as a top team in the nation. The conference competition is brutal, but if we put it all together at the right time, we have as good a chance as anybody."



2003 BYU Record...

	TEAM RECORD W-L
Overall	24-4
Conference	20-2
Home	13-1
Away	11-3
3 games	11-2
4 games	9-0
5 games	4-2
when win first game	18-3
when win first two games	17-1
when lose first game	6-2
when lost first two games	3-2
when attack pct. over .400	7-0
when attack pct. over .300	14-1
when attack pct. over .200	3-2
when attack pct. under .200	0-1
when have higher attack pct.	22-0
when opponent has higher attack pct.	0-4
when have more kills	21-1
when opponent has more kills	3-3
when have more service errors	12-1
when opponent has more service errors	13-3
when have more digs	18-2
when opponent has more digs	6-2
when have more blocks team blocks	18-2
when opponent has more team blocks	4-2
when same team blocks	2-0

DID YOU KNOW...

- **Fernando Pessoa** leads the squad with 425 total kills on the season, averaging 4.17 kills per game. Pessoa posted a career-high 26 kills against UCLA and his kill total from last week marks the 23rd double-digit tally of the season.
- **Joe Hillman** has become BYU's second leading kill leader (3.56) in his senior year and only second year with the team. He posted career-high 27 kills against Hawai'i (Mar. 20) and 26 kills against Pepperdine (Mar.13). He has posted 21 double-digit kill performances on the season.
- **Carlos Moreno** has had 15 50+ assist matches this year and is averaging 1.14 digs per game. The 6'4 Brazilian has also proved to be effective in blocking with 80 blocks, second on BYU's roster.
- **BYU** has three players with 150+ digs on the season: Pessoa, Shawn Olmstead and Jon Alleman. **Olmstead**, a senior libero, leads with 188 total digs and is averaging 1.79 per game.
- **Jon Alleman** set a team-high .857 hitting percentage, hitting 18 of 21 attempts with no hitting errors (George Mason). He also has posted 23 double-digit kill matches. Against UCLA, Alleman registered his third double-double performance of the season.
- **Victor Batista** leads the squad with 105 total blocks and second in hitting percentage behind Michael Burke, .467.

Individual Look at the 2004 Cougars

Michael Burke • 6-8 • Junior • MB • Salt Lake City, Utah

- One of five returning players with significant playing time
- Burke led BYU with 155 total blocks last season.
- Hit over .500 average in 14 matches in 2003
- All-MPSF Honorable Mention last year
- Named All-MPSF Third Team in 2004
- Hit career-best .923 percentage against USC

Season Averages

Games played: 56
 Kills per game: 2.59
 Assists per game: 0.05
 Aces per game: 0.07
 Digs per game: 0.43
 Blocks per game: 1.14
 Points per game: 3.30



Season and Career Highs

- Kills**
 Season: 15 at UC Irvine, 2/28/04
 Career: 17 (twice) 1/21/03, 3/15/03
- Attempts**
 Season: 22 at Hawai'i 3/18/04
 Career: 30 vs Penn State 3/8/03
- Hitting Percentage**
 Season: .923 at USC, 4/15/04
 Career: .923 at USC, 4/15/04
- Assists**
 Season: 1 (three times)
 Career: 2 at UCSB, 2/15/03
- Digs**
 Season: 5 vs UCLA, 4/8/04
 Career: 5 vs UCLA, 4/8/04
- Block Solo**
 Season: 2 twice
 Career: 2 (six times)
- Block Assist**
 Season: 6 vs UCSB, 3/6/04
 Career: 9 vs Penn State, 3/7/03
- Total Blocks**
 Season: 8 vs UCSB, 3/6/04
 Career: 9 (twice) 3/7/03, 5/3/03
- Aces**
 Season: 1 vs UCSB, 3/5/04
 Career: 2 (twice) 2/8/03, 2/14/03

#3 Michael Burke 2004 Match-by-Match


Date	Opponent	GP	ATTACK				SET A	SERVE SA	PASS RE	DEF DIG	BLOCK			GEN	
			K	E	TA	Pct					BS	BA	BE	Total	Points
Jan 9, 2004	@ Pepperdine Tourn.														
Jan 10, 2004	@ Pepperdine Tourn.														
Jan 16, 2004	No. 5 Cal State Northridge*														
Jan 17, 2004	No. 5 Cal State Northridge*														INJURED
Jan 24, 2004	@ No. 12 Ohio State														
Jan 28, 2004	@ No. 2 Long Beach State*														
Jan 30, 2004	@ No. 2 Long Beach State*														
Feb 6, 2004	No. 12 Pacific*														
Feb 7, 2004	No. 12 Pacific*														
Feb 20, 2004	No. 11 Stanford*														
Feb 21, 2004	No. 11 Stanford*														
Feb 26, 2004	@ No. 9 UC Irvine*	2	0	0		.000	0	0	0	0	0	0	0	0.0	0
Feb 28, 2004	@ No. 9 UC Irvine*	4	15	1	19	.737	0	0	2	0	0	1	5	0	6.0 18.5
Mar 5, 2004	No. 6 UC Santa Barbara*	3	10	0	14	.714	1	1	2	0	1	1	5	0	6.0 14.5
Mar 6, 2004	No. 6 UC Santa Barbara*	3	8	1	19	.368	0	0	1	0	4	2	6	0	8.0 13.0
Mar 12, 2004	No. 5 Pepperdine*	4	9	4	21	.238	0	0	0	0	0	6	1	6.0 12.0	
Mar 13, 2004	No. 5 Pepperdine*	4	11	3	20	.400	1	0	0	0	3	1	3	2	4.0 13.5
Mar 18, 2004	@ No. 5 Hawai'i*	4	11	3	22	.364	0	0	1	0	2	0	5	0	5.0 13.5
Mar 20, 2004	@ No. 5 Hawai'i*	5	11	1	18	.556	1	0	1	0	2	0	2	1	2.0 12.0
Mar 26, 2004	Lewis	4	8	3	16	.312	0	1	3	1	2	0	3	1	3.0 10.5
Mar 27, 2004	George Mason														
Apr 2, 2004	@ UC San Diego*	4	11	0	14	.786	0	0	3	0	1	1	1	0	2.0 12.5
Apr 3, 2004	@ UC San Diego*	3	10	0	14	.714	0	0	0	0	2	0	5	0	5.0 12.5
Apr 8, 2004	@ UCLA*	4	10	2	17	.471	0	1	1	0	5	2	3	1	5.0 14.5
Apr 9, 2004	@ UCLA*	5	9	2	14	.500	0	0	2	0	2	0	3	2	3.0 10.5
Apr 15, 2004	USC*	3	12	0	13	.923	0	0	1	0	0	0	5	0	5.0 14.5
Apr 17, 2004	USC*	4	10	1	16	.562	0	1	2	0	0	0	4	1	4.0 13.0
Totals		56	145	21	237	.523	3	4	19	1	24	8	56	9	64.0 185.0

Carlos Moreno • 6-4 • Junior • Setter • Sao Paulo, Brazil

- One of two returning All-Americans and the only starter to play in the same position from last season.
- Moreno's career assists (4,020) moved him into third place on BYU's all-time list. He needs 425 more assists to move ahead of Hector Lebron.
- Moreno is averaging 14.00 assists per game and is second on BYU's roster in blocks on the season.
- He ranked first in MPSF play with 14.57 assists per game and second nationally.
- Earned Sports Imports/AVCA National Player of the Week (Mar. 15)
- Moreno set a season-high 77 assists against Pepperdine on Mar. 13
- Recorded an impressive 64 assists in a three-game match against Stanford.
- Featured on the cover for April's issue of Volleyball Magazine
- Named the 2004 MPSF Player of the Year

Season Averages

Games played: 101
 Kills per game: 0.76
 Assists per game: 14.00
 Aces per game: 0.15
 Digs per game: 1.14
 Blocks per game: 0.80
 Points per game: 1.35



Season and Career Highs

- Kills**
 Season: 6 twice 4/17/04, 1/17/04
 Career: 7 (twice) 1/31/03, 3/7/03
- Attempts**
 Season: 14 vs CS Northridge, 1/17/04
 Career: 14 (twice) 1/18/03, 1/17/04
- Hitting Percentage**
 Season: .600 (3-0-5) vs. UCLA4/8/04
 Career: 1.000 (5 of 5) vs USC, 1/25/02
- Assists**
 Season: 77 vs Pepperdine, 3/3/04
 Career: 84 vs. Stanford, 4/20/02
- Digs**
 Season: 8 (three times)
 Career: 13 vs UCLA, 2/23/02
- Block Solo**
 Season: 1 (five times)
 Career: 2 vs Penn State, 3/7/03
- Block Assist**
 Season: 7 at Ohio State, 1/24/04
 Career: 7 at Ohio State, 1/24/04
- Total Blocks**
 Season: 7 at Ohio State, 1/24/04
 Career: 7 at Ohio State, 1/24/04
- Aces**
 Season: 1 (seven times)
 Career: 4 (twice), 2/1/02, 3/21/03

#5 CARLOS MORENO 2004 Match-by-Match

Date	Opponent	GP	ATTACK				Pct	SET		SERVE		PASS DEF		BLOCK			GEN		Team	Hit%
			K	E	TA	Pct		A	SA	SE	RE	DIG	BS	BA	BE	Total	Points			
Jan 9, 2004	@ Pepperdine Tourn.	3	3	2	6	.167	35	0	3	0	0	0	3	0	3.0	4.5	.183			
Jan 10, 2004	@ Pepperdine Tourn.	3	3	0	5	.600	30	0	3	0	2	0	0	0	0.0	3.0	.224			
Jan 16, 2004	No. 5 Cal State Northridge*	3	4	0	7	.571	42	0	2	0	6	0	3	0	3.0	5.5	.299			
Jan 17, 2004	No. 5 Cal State Northridge*	5	6	3	14	.214	60	1	5	0	6	1	2	0	3.0	9.0	.262			
Jan 24, 2004	@ No. 12 Ohio State	4	4	1	5	.600	52	1	4	0	6	0	7	0	7.0	8.5	.305			
Jan 28, 2004	@ No. 2 Long Beach State*	5	2	1	7	.143	71	0	3	0	3	0	5	1	5.0	4.5	.379			
Jan 30, 2004	@ No. 2 Long Beach State*	5	3	2	11	.019	73	0	3	0	8	1	4	1	5.0	6.0	.292			
Feb 6, 2004	No. 12 Pacific*	3	3	1	8	.250	42	1	4	0	7	0	1	0	1.0	4.5	.433			
Feb 7, 2004	No. 12 Pacific*	3	2	1	3	.333	41	1	4	0	4	0	2	0	2.0	4.0	.386			
Feb 20, 2004	No. 11 Stanford*	3	4	2	8	.250	45	1	0	0	6	0	3	1	3.0	6.5	.398			
Feb 21, 2004	No. 11 Stanford*	3	3	2	6	.167	64	1	7	0	7	0	1	1	1.0	4.5	.484			
Feb 26, 2004	@ No. 9 UC Irvine*	4	3	1	5	.400	44	1	5	0	1	0	0	1	0.0	4.0	.373			
Feb 28, 2004	@ No. 9 UC Irvine*	4	0	3	4	-.750	66	1	3	0	1	0	4	0	4.0	3.0	.386			
Mar 5, 2004	No. 6 UC Santa Barbara*	3	2	0	3	.667	39	0	0	0	4	1	0	0	1.0	3.0	.400			
Mar 6, 2004	No. 6 UC Santa Barbara*	3	1	4	7	-.429	51	0	2	0	2	0	3	0	3.0	2.5	.327			
Mar 12, 2004	No. 5 Pepperdine*	4	2	2	7	.000	57	0	3	0	1	0	6	1	6.0	5.0	.355			
Mar 13, 2004	No. 5 Pepperdine*	4	1	1	6	.000	77	0	3	0	5	1	4	0	5.0	4.0	.415			
Mar 18, 2004	@ No. 5 Hawai'i*	4	5	3	12	.167	55	0	4	0	8	1	5	2	6.0	8.5	.294			
Mar 20, 2004	@ No. 5 Hawai'i*	5	5	0	10	.500	70	1	4	0	0	0	2	3	2.0	7.0	.384			
Mar 26, 2004	Lewis	4	1	0	2	.500	41	0	1	0	3	0	3	0	3.0	2.5	.347			
Mar 27, 2004	George Mason	2	3	0	4	.750	26	1	1	0	3	1	0	0	1.0	5.0	.500			
Apr 2, 2004	@ UC San Diego*	4	2	2	4	.000	53	1	3	0	5	0	2	0	2.0	4.0	.500			
Apr 3, 2004	@ UC San Diego*	3	2	3	6	-.167	42	1	2	0	1	0	3	1	3.0	4.5	.313			
Apr 8, 2004	@ UCLA*	4	3	0	5	.600	60	1	6	2	8	1	1	0	2.0	5.5	.359			
Apr 9, 2004	@ UCLA*	5	2	2	4	.000	66	0	4	0	7	1	2	2	3.0	4.0	.362			
Apr 15, 2004	USC*	3	2	0	3	.667	49	0	3	0	4	0	2	0	2.0	3.0	.453			
Apr 17, 2004	USC*	5	6	1	11	.455	63	2	5	0	7	1	3	1	4.0	10.5	.384			
Totals		101	77	37	173	.231	1414	15	87	1	115	9	71	15	80.0	136.5	.361			

Chris Gorny • 6-6 • Senior • MB • Palmdale, Calif.

- Returning middle blocker from last year's NCAA Runner-up team, Gorny recorded 90 total blocks and 1.02 per game in 2003.
- Gorny missed the first six matches due to a shoulder injury.
- He averaged 2.30 kills per game in the two matches against LBSU.
- Has sat out on Feb. 20 match against Stanford after tearing ligaments in his ankle.
- Returned to play against UCLA and USC

Season Averages

Games played: 30
 Kills per game: 1.67
 Assists per game: 0.07
 Aces per game: 0.00
 Digs per game: 0.20
 Blocks per game: 0.90
 Points per game: 2.18



Season and Career Highs

- Kills**
 Season: 12 at Long Beach, 1/28/04
 Career: 16 vs Stanford, 1/12/02
- Attempts**
 Season: 22 at Long Beach, 1/30/04
 Career: 26 vs Stanford, 1/12/02
- Hitting Percentage**
 Season: .667 vs. Pacific, 2/6/04
 Career: .846 vs. Hawai'i, 4/24/03
- Assists**
 Season: 1 vs. Stanford, 2/20/04
 Career: 2 vs. Hawai'i, 4/24/03
- Digs**
 Season: 4 at Long Beach, 1/30/04
 Career: 5 (twice) 2/8/03, 4/11/03
- Block Solo**
 Season: 2 vs Pacific, 1/7/04
 Career: 3 at Long Beach, 2/8/02
- Block Assist**
 Season: 8 at Long Beach, 1/30/04
 Career: 9 vs Ball State, 3/16/02
- Total Blocks**
 Season: 9 at Long Beach, 1/30/04
 Career: 9 (three times)
- Aces**
 Season: 0
 Career: 4 (twice) 5/1/03, 1/18/02

#7 Chris Gorny 2004 Match-by-Match

Date	Opponent	GP	ATTACK				Pct	SET		SERVE		PASS DEF		BLOCK			GEN		Points
			K	E	TA	Pct		A	SA	SE	RE	DIG	BS	BA	BE	Total	Points		
Jan 28, 2004	@ No. 2 Long Beach State*	5	12	2	17	.588	0	0	0	0	0	0	3	0	3.0	13.5			
Jan 30, 2004	@ No. 2 Long Beach State*	5	11	2	22	.409	0	0	1	0	4	1	8	0	9.0	16.0			
Feb 6, 2004	No. 12 Pacific*	3	9	1	12	.667	0	0	1	0	1	0	3	0	3.0	10.5			
Feb 7, 2004	No. 12 Pacific*	3	8	1	15	.467	0	0	3	0	0	0	2	6	8.0	13.0			
Feb 20, 2004	No. 11 Stanford* (ankle injury)	2	5	2	14	.214	1	0	1	0	1	0	2	0	2.0	6.0			
Feb 21, 2004	No. 11 Stanford*																		
Feb 26, 2004	@ No. 9 UC Irvine*																		
Feb 28, 2004	@ No. 9 UC Irvine*																		
Mar 5, 2004	No. 6 UC Santa Barbara*																		
Mar 6, 2004	No. 6 UC Santa Barbara*																		
Mar 12, 2004	Pepperdine*																		
Mar 13, 2004	Pepperdine*																		
Mar 18, 2004	@ Hawai'i*																		
Mar 20, 2004	@ Hawai'i*																		
Mar 26, 2004	Lewis																		
Mar 27, 2004	George Mason																		
Apr 2, 2004	@ UC San Diego*																		
Apr 3, 2004	@ UC San Diego*																		
Apr 8, 2004	@ UCLA*	2	0	0	0	.000	0	0	0	0	0	0	0	0	0.0	0.0			
Apr 9, 2004	@ UCLA*	3	0	0	0	.000	0	0	0	0	0	0	0	0	0.0	0.0			
Apr 15, 2004	USC*	2	3	1	10	.200	1	0	3	0	0	1	1	0	2.0	4.5			
Apr 17, 2004	USC*	5	2	0	2	1.00	0	0	1	0	0	0	0	1	0.0	2.0			
Totals		30	50	9	92	.446	2	0	9	0	6	4	23	1	27.0	65.5			

Cory Carpenter • 6-7 • Senior • MB • Alpine, Utah

- First year playing with the Cougars
- Starting middle blocker for seven matches this season
- He is averaging 0.68 blocks per game, fourth best on the BYU's roster .

Season Averages

Games played: 53
 Kills per game: 0.70
 Assists per game: 0.04
 Aces per game: 0.02
 Digs per game: 0.18
 Blocks per game: 0.75
 Points per game: 1.15



Season and Career Highs

- Kills**
 Season: 6 vs CS Northridge, 1/17/04
 Career: 6 vs CS Northridge, 1/17/04
- Attempts**
 Season: 13 (twice) 1/17/04, 1/24/04
 Career: 13 (twice) 1/17/04, 1/24/04
- Hitting Percentage**
 Season: .833 at Ohio State, 1/23/04
 Career: .833 at Ohio State, 1/23/04
- Assists**
 Season: 1 twice, 1/23/04, 4/8/04
 Career: 1 twice, 1/23/04, 4/8/04
- Digs**
 Season: 4 at UCLA, 4/8/04
 Career: 4 at UCLA, 4/8/04
- Block Solo**
 Season: 3 at Pepperdine, 1/10/04
 Career: 3 at Pepperdine, 1/10/04
- Block Assist**
 Season: 6 vs CS Northridge, 1/16/04
 Career: 6 vs CS Northridge, 1/16/04
- Total Blocks**
 Season: 6 (twice), 1/09/04, 1/16/04
 Career: 6 (twice), 1/09/04, 1/16/04
- Aces**
 Season: 1 twice, 1/9/04, 4/8/04
 Career: 1 twice, 1/9/04, 4/8/04

#10 CORY CARPENTER		2004 Match-by-Match																
Date	Opponent	GP	ATTACK				Pct	SET		SERVE		PASS RE	DEF DIG	BLOCK			GEN	
			K	E	TA	Pct		A	SA	SE	BS			BA	BE	Total	Points	
Jan 09, 2004	@ Pepperdine Waves	3	1	3	8	-.250	0	1	0	0	1	1	5	0	6.0	5.5		
Jan 10, 2004	@ Pepperdine Waves	3	3	3	8	.000	0	0	4	0	0	3	0	1	3.0	6.0		
Jan 16, 2004	No. 5 Cal State Northridge	3	3	1	6	.333	0	0	2	0	2	0	6	1	6.0	6.0		
Jan 17, 2004	No. 5 Cal State Northridge	5	6	5	13	.077	0	0	5	0	0	0	4	1	4.0	8.0		
Jan 23, 2004	@ No. 12 Ohio State	3	5	0	6	.833	0	0	1	0	1	1	3	2	4.0	7.5		
Jan 24, 2004	@ No. 12 Ohio State	4	5	2	13	.231	1	0	1	0	0	1	1	1	2.0	6.5		
Jan 28, 2004	@ No. 2 Long Beach State	3	1	1	3	.000	0	0	1	0	0	0	1	1	1.0	1.5		
Jan 30, 2004	@ No. 2 Long Beach State	1	0	0	0	.000	0	0	0	0	0	0	0	0	0.0	0.0		
Feb 6, 2004	No. 12 Pacific*	1	0	0	1	.000	0	0	0	0	0	0	0	0	0.0	0.0		
Feb 7, 2004	No. 12 Pacific*	2	0	0	0	.000	0	0	0	0	0	0	0	0	0.0	0.0		
Mar 5, 2004	No. 6 UC Santa Barbara	1	0	0	0	.000	0	0	0	0	0	0	0	0	0.0	0.0		
Mar 6, 2004	No. 6 UC Santa Barbara	2	1	0	1	1.00	0	0	0	0	0	0	0	0	0.0	1.0		
Mar 12, 2004	No. 5 Pepperdine	2	0	0	0	.000	0	0	0	0	0	0	1	0	1.0	0.5		
Mar 13, 2004	No. 5 Pepperdine	1	0	0	0	.000	0	0	0	0	0	0	0	0	0.0	0.0		
Mar 18, 2004	@ No. 5 Hawai'i	2	0	0	0	.000	0	0	0	0	0	0	0	0	0.0	0.0		
Mar 20, 2004	@ No. 5 Hawai'i	1	0	0	0	.000	0	0	0	0	0	0	0	0	0.0	0.0		
Mar 26, 2004	Lewis	2	0	2	2	-1.00	0	0	0	0	0	0	1	0	1.0	0.5		
Mar 27, 2004	George Mason	2	0	0	0	.000	0	0	0	0	0	0	0	0	0.0	0.0		
Apr 2, 2004	@ UC San Diego	2	0	0	0	.000	0	0	0	0	1	0	0	0	0.0	0.0		
Apr 3, 2004	@ UC San Diego	2	0	0	0	.000	0	0	0	0	0	0	0	0	0.0	0.0		
Apr 8, 2004	@ UCLA	4	7	1	9	.667	1	0	0	0	4	0	4	0	4.0	9.0		
Apr 9, 2004	@ UCLA	5	4	3	11	.091	0	0	0	0	0	0	5	1	5.0	6.5		
Apr 15, 2004	USC	1	1	1	3	.000	0	0	0	0	0	0	3	0	3.0	2.5		
Apr 17, 2004	USC	2	0	0	0	.000	0	0	0	0	0	0	0	0	0.0	0.0		
Totals		53	37	22	84	.179	2	1	14	0	9	6	34	8	40.0	61.0		

Joe Hillman • 6-7 • Senior • OPP • Las Vegas, Nevada

- Second year playing with the Cougars, first year starting as opposite-side hitter
- Transfer from Utah Valley State College
- Second on BYU roster with 3.61 kills per game
- Leads BYU with 19 aces for the season, 0.19per game
- Led BYU with a team-high 26 kills on Mar. 13 in the 3-1 win over Pepperdine
- Posted a career-high 27 kills on Mar. 20 against Hawai'i
- Recorded a career-high with nine digs against the Anteaters
- Has recorded double-digits in 19 of 24 matches this season

Season Averages

Games played: 99
 Kills per game: 3.56
 Assists per game: 0.20
 Aces per game: 0.19
 Digs per game: 1.15
 Blocks per game: 0.80
 Points per game: 4.19



Season and Career Highs

- Kills**
 Season: 27 at Hawai'i, 3/20/04
 Career: 27 at Hawai'i, 3/20/04
- Attempts**
 Season: 46 vs Pepperdine, 3/13/04
 Career: 46 vs Pepperdine, 3/13/04
- Hitting Percentage**
 Season: .667 vs Stanford, 2/21/04
 Career: .667 vs Concordia, 3/5/03
- Assists**
 Season: 4 vs Pacific, 2/6/04
 Career: 4 vs Pacific, 2/6/04
- Digs**
 Season: 10 at UCLA, 4/8/04
 Career: 10 at UCLA, 4/8/04
- Block Solo**
 Season: 1 (four times)
 Career: 1 (four times)
- Block Assist**
 Season: 6 at Long Beach, 1/30/04
 Career: 6 at Long Beach, 1/30/04
- Total Blocks**
 Season: 6 (twice) 1/30/04, 4/3/04
 Career: 6 (twice) 1/30/04, 4/3/04
- Aces**
 Season: 4 at Ohio State, 1/23/04
 Career: 4 at Ohio State, 1/23/04

#11 Joe Hillman		2004 Match-by-Match																
Date	Opponent	GP	ATTACK				Pct	SET		SERVE		PASS RE	DEF DIG	BLOCK			GEN	
			K	E	TA	Pct		A	SA	SE	BS			BA	BE	Total	Points	
Jan 09, 2004	@ Pepperdine Waves	3	17	5	33	.364	0	0	1	0	4	0	2	0	2.0	18.5		
Jan 10, 2004	@ Pepperdine Waves	2	11	4	18	.389	0	0	1	1	2	0	1	0	1.0	11.5		
Jan 16, 2004	No. 5 Cal State Northridge*	3	21	11	37	.270	1	1	0	2	0	3	1	0	3.0	23.5		
Jan 17, 2004	No. 5 Cal State Northridge*	4	13	5	26	.308	0	0	2	0	1	0	1	0	1.0	13.5		
Jan 23, 2004	@ No. 12 Ohio State	3	10	5	24	.208	2	4	3	0	0	0	0	0	0.0	14.0		
Jan 24, 2004	@ No. 12 Ohio State	4	10	7	28	.107	0	0	4	0	6	1	2	0	3.0	12.0		
Jan 28, 2004	@ No. 2 Long Beach State*	5	14	4	29	.345	1	2	1	0	5	0	3	0	3.0	17.5		
Jan 30, 2004	@ No. 2 Long Beach State*	4	4	5	18	-.056	2	1	2	0	4	0	6	0	6.0	8.0		
Feb 6, 2004	No. 12 Pacific*	3	7	4	13	.231	4	0	2	0	4	0	3	0	3.0	8.5		
Feb 7, 2004	No. 12 Pacific*	3	8	4	17	.235	2	0	1	0	2	1	4	1	5.0	11.0		
Feb 20, 2004	No. 11 Stanford*	3	10	2	17	.471	1	2	3	0	2	0	2	1	2.0	13.0		
Feb 21, 2004	No. 11 Stanford*	3	18	0	27	.667	1	1	3	0	5	0	0	0	0.0	19.0		
Feb 26, 2004	@ No. 9 UC Irvine*	4	8	4	17	.235	1	0	0	0	6	0	5	0	5.0	10.5		
Feb 28, 2004	@ No. 9 UC Irvine*	4	20	5	38	.395	0	1	4	0	9	1	3	0	4.0	23.5		
Mar 5, 2004	No. 6 UC Santa Barbara*	3	4	2	9	.222	0	0	1	0	5	0	3	1	3.0	5.5		
Mar 6, 2004	No. 6 UC Santa Barbara*	3	14	4	23	.435	0	1	3	0	6	0	5	0	5.0	17.5		
Mar 12, 2004	No. 5 Pepperdine*	4	10	3	17	.412	0	2	3	0	3	0	1	0	1.0	12.5		
Mar 13, 2004	No. 5 Pepperdine*	4	26	6	46	.435	1	0	3	0	8	0	1	0	1.0	26.5		
Mar 18, 2004	@ No. 5 Hawai'i*	4	9	4	28	.179	0	2	1	0	6	0	1	0	1.0	11.5		
Mar 20, 2004	@ No. 5 Hawai'i*	5	27	5	43	.512	0	1	5	0	6	1	2	0	3.0	30.0		
Mar 26, 2004	Lewis	4	11	7	26	.154	0	0	1	0	2	1	4	1	5.0	14.0		
Mar 27, 2004	George Mason	4	14	2	24	.500	2	0	2	0	3	0	2	0	2.0	15.0		
Apr 2, 2004	@ UC San Diego*	3	10	4	20	.300	1	0	1	0	4	1	5	0	6.0	13.5		
Apr 3, 2004	@ UC San Diego*	4	16	5	31	.355	1	0	3	0	10	0	4	0	4.0	18.0		
Apr 8, 2004	@ UCLA*	5	16	8	33	.242	0	1	4	2	2	0	3	1	3.0	18.5		
Apr 9, 2004	@ UCLA*	3	11	1	20	.500	0	0	2	0	3	1	2	0	3.0	13.0		
Apr 15, 2004	USC*	5	13	4	32	.281	0	0	6	0	4	1	3	1	4.0	15.5		
Apr 17, 2004	USC*	5	13	4	32	.281	0	0	6	0	4	1	3	1	4.0	15.5		
Totals		99	352	120	694	.334	20	19	63	3	114	8	71	7	79.0	414.5		

Jonathan Alleman • 6-4 • Senior • OH • Yorba Linda, Calif.

- All-American Alleman returns as a veteran player and member of the 2001 National Championship team
- Named to the NCAA All-Tournament Team
- Second-year starter
- Led BYU last season with 3.93 kills per game
- Third on BYU roster with 1.50 digs per game
- Has played in all 88 games this year, third on team in kills (3.40)
- Tied his season-high 11 digs against Hawai'i (Mar. 20)
- Set a career-high .857 percentage against George Mason (18-0-21)

Season Averages

Games played: 105
 Kills per game: 3.34
 Assists per game: 0.37
 Aces per game: 0.15
 Digs per game: 1.52
 Blocks per game: 0.65
 Points per game: 3.88



Season and Career Highs

- Kills**
 Season: 20 at Long Beach, 1/30/04
 Career: 30 (twice) 1/17/03, 1/18/03
- Attempts**
 Season: 44 at Long Beach, 1/30/04
 Career: 48 at Stanford, 1/17/03
- Hitting Percentage**
 Season: .857 vs George Mason, 3/27/04
 Career: .857 vs George Mason, 3/27/04
- Assists**
 Season: 5 vs CS Northridge, 1/16/04
 Career: 5 (twice), 1/16/04, 1/18/03
- Digs**
 Season: 13 (twice) 4/8/04
 Career: 13 vs Hawai'i (2003 MPSF Tour)
- Block Solo**
 Season: 2 (twice) 3/27/04, 3/13/04
 Career: 2 (five times)
- Block Assist**
 Season: 5 (twice), 1/17/04, 1/28/04
 Career: 6 (twice), 3/21/03, 3/28/03
- Total Blocks**
 Season: 6 vs Pepperdine, 3/13/04
 Career: 6 (three times)
- Aces**
 Season: 3 vs Lewis, 3/26/04
 Career: 5 vs UC San Diego, 2/9/01

#12 JONATHAN ALLEMAN 2004 Match-by-Match

Date	Opponent	GP	ATTACK			Pct	SET	SERVE		PASS RE	DEF DIG	BLOCK			GEN Total	Points
			K	E	TA			SA	SE			BS	BA	BE		
Jan 09, 2004	@ Pepperdine Waves	3	10	4	21	.286	0	0	3	2	6	0	1	0	1.0	10.5
Jan 10, 2004	@ Pepperdine Waves	3	5	1	10	.400	1	0	3	2	1	0	0	0	0.0	5.0
Jan 16, 2004	No. 5 Cal State Northridge*	3	13	4	27	.333	5	0	1	0	1	0	1	0	1.0	13.5
Jan 17, 2004	No. 5 Cal State Northridge*	5	16	7	35	.257	1	0	2	1	5	0	5	1	5.0	18.5
Jan 23, 2004	@ No. 12 Ohio State	3	4	3	20	.050	0	0	0	4	5	0	0	0	0.0	4.0
Jan 24, 2004	@ No. 12 Ohio State	4	16	2	31	.452	2	0	1	1	7	0	2	0	2.0	17.0
Jan 28, 2004	@ No. 2 Long Beach State*	5	17	7	32	.312	3	1	1	0	7	0	5	0	5.0	20.5
Jan 30, 2004	@ No. 2 Long Beach State*	5	20	6	44	.318	2	0	3	3	11	1	4	2	5.0	23.0
Feb 6, 2004	No. 12 Pacific*	3	16	2	21	.667	3	0	2	1	7	1	2	0	3.0	18.0
Feb 7, 2004	No. 12 Pacific*	3	11	2	16	.562	0	0	2	0	5	0	1	0	1.0	11.5
Feb 20, 2004	No. 11 Stanford*	3	8	4	21	.190	2	0	1	0	5	0	1	0	1.0	8.5
Feb 21, 2004	No. 11 Stanford*	3	17	4	30	.433	3	0	5	1	4	0	1	1	1.0	17.5
Feb 26, 2004	@ No. 9 UC Irvine*	4	11	2	17	.529	1	2	6	3	4	1	2	0	3.0	15.0
Feb 28, 2004	@ No. 9 UC Irvine*	4	13	6	28	.250	0	0	6	3	6	0	2	1	2.0	14.0
Mar 5, 2004	No. 6 UC Santa Barbara*	3	12	5	20	.350	1	2	2	1	6	0	1	0	1.0	14.5
Mar 6, 2004	No. 6 UC Santa Barbara*	3	9	6	19	.158	1	1	2	0	5	0	0	0	0.0	10.0
Mar 12, 2004	No. 5 Pepperdine*	4	10	6	25	.160	1	0	1	0	9	1	5	0	6.0	13.5
Mar 13, 2004	No. 5 Pepperdine*	4	13	4	24	.375	1	0	3	2	6	2	2	1	4.0	16.0
Mar 18, 2004	@ No. 5 Hawai'i*	4	13	8	24	.208	1	0	1	0	6	0	2	0	2.0	14.0
Mar 20, 2004	@ No. 5 Hawai'i*	5	13	6	31	.226	1	1	2	0	11	1	4	2	5.0	17.0
Mar 26, 2004	Lewis	4	12	3	19	.474	1	3	5	2	3	0	2	0	2.0	16.0
Mar 27, 2004	George Mason	3	18	0	21	.857	2	1	4	0	4	2	2	1	4.0	22.0
Apr 2, 2004	@ UC San Diego*	4	14	2	23	.522	0	0	4	1	2	0	2	2	2.0	15.0
Apr 3, 2004	@ UC San Diego*	3	8	4	17	.235	1	2	4	1	6	0	2	0	2.0	11.0
Apr 8, 2004	@ UCLA*	4	12	6	26	.231	0	0	3	1	13	0	3	0	3.0	13.5
Apr 9, 2004	@ UCLA*	5	14	4	22	.452	2	2	3	2	2	0	2	0	2.0	17.0
Apr 15, 2004	USC*	3	15	3	23	.522	1	0	3	1	7	1	3	0	4.0	17.5
Apr 17, 2004	USC*	5	11	4	29	.241	3	0	4	0	9	0	3	0	3.0	12.5
Totals		105	351	115	676	.349	39	15	77	32	163	10	60	11	70.0	406.0

Rob Neilson • 6-3 • Soph. • Setter • Pacific Palisades, Calif.

- Neilson is BYU's back-up setter to Moreno
- Recorded his career-high 41 assists against Ohio State this season
- Rotates in as a serving specialist
- Has played in 71 games this year
- Started the Lewis match as setter, playing the first game
- Rotated in against George Mason to record 20 assists

Season Averages

Games played: 86
 Kills per game: 0.08
 Assists per game: .87
 Aces per game: 0.02
 Digs per game: 0.29
 Blocks per game: 0.02



Season and Career Highs

- Kills**
 Season: 5 at Ohio State, 1/23/04
 Career: 5 at Ohio State, 1/23/04
- Attempts**
 Season: 7 at Ohio State, 1/23/04
 Career: 7 at Ohio State, 1/23/04
- Hitting Percentage**
 Season: .571 at Ohio State, 1/23/04
 Career: .571 at Ohio State, 1/23/04
- Assists**
 Season: 41 at Ohio State, 1/23/04
 Career: 41 at Ohio State, 1/23/04
- Digs**
 Season: 6 at Ohio State, 1/23/04
 Career: 6 at Ohio State, 1/23/04
- Block Solo**
 Season: 0
 Career: 0
- Block Assist**
 Season: 2 at Ohio State, 1/23/04
 Career: 2 at Ohio State, 1/23/04
- Total Blocks**
 Season: 2 at Ohio State, 1/23/04
 Career: 2 at Ohio State, 1/23/04
- Aces**
 Season: 1 at UCLA, 4/8/04
 Career: 1 at UCLA, 4/8/04

#14 ROB NEILSON 2004 Match-by-Match

Date	Opponent	GP	ATTACK			Pct	SET	SERVE		PASS RE	DEF DIG	BLOCK			GEN Total	Points	Team Hit%
			K	E	TA			SA	SE			BS	BA	BE			
Jan 10, 2004	@ Pepperdine Waves	1	0	0	0	.000	0	0	0	0	0	0	0	0	0.0	0.0	
Jan 16, 2004	No. 5 Cal State Northridge*	3	0	0	0	.000	0	0	1	2	0	0	0	0	0.0	0.0	
Jan 17, 2004	No. 5 Cal State Northridge*	4	0	0	0	.000	0	0	0	0	0	0	0	0	0.0	0.0	
Jan 23, 2004	@ No. 12 Ohio State	3	5	1	7	.571	41	0	2	0	6	0	2	2	2.0	6.0	.375
Jan 24, 2004	@ No. 12 Ohio State	3	0	0	0	.000	0	0	1	0	1	0	0	0	0.0	0.0	
Jan 28, 2004	@ No. 2 Long Beach State*	5	0	0	0	.000	0	0	0	1	0	0	0	0	0.0	0.0	
Jan 30, 2004	@ No. 2 Long Beach State*	3	0	0	0	.000	0	0	0	0	0	0	0	0	0.0	0.0	
Feb 6, 2004	No. 12 Pacific*	2	0	0	0	.000	0	0	0	2	0	0	0	0	0.0	0.0	
Feb 7, 2004	No. 12 Pacific*	2	0	0	0	.000	0	0	2	0	0	0	0	0	0.0	0.0	
Feb 20, 2004	No. 11 Stanford*	2	0	0	0	.000	0	0	0	2	0	0	0	0	0.0	0.0	
Feb 21, 2004	No. 11 Stanford*	3	0	0	0	.000	0	0	0	0	0	0	0	0	0.0	0.0	
Feb 26, 2004	@ No. 9 UC Irvine*	4	0	0	0	.000	1	0	1	0	2	0	0	0	0.0	0.0	
Feb 28, 2004	@ No. 9 UC Irvine*	4	0	0	0	.000	0	0	1	0	3	0	0	0	0.0	0.0	
Mar 5, 2004	No. 6 UC Santa Barbara*	3	0	0	0	.000	0	0	1	0	0	0	0	0	0.0	0.0	
Mar 6, 2004	No. 6 UC Santa Barbara*	2	0	0	0	.000	0	0	0	0	0	0	0	0	0.0	0.0	
Mar 12, 2004	Pepperdine*	3	0	0	0	.000	0	0	0	0	0	0	0	0	0.0	0.0	
Mar 13, 2004	Pepperdine*	3	0	0	0	.000	0	0	0	0	0	0	0	0	0.0	0.0	
Mar 18, 2004	@ Hawai'i*	4	0	0	0	.000	0	0	0	0	0	0	0	0	0.0	0.0	
Mar 20, 2004	@ Hawai'i*	4	0	0	0	.000	0	1	0	0	0	0	0	0	0.0	0.0	
Mar 26, 2004	Lewis	4	1	0	2	.500	11	0	0	0	0	0	0	0	1.0	.347	
Mar 27, 2004	George Mason	2	1	0	2	.500	20	0	0	2	0	0	0	0	1.0	.500	
Apr 2, 2004	@ UC San Diego*	4	0	0	0	.000	0	0	1	0	0	0	0	0	0.0	0.0	
Apr 3, 2004	@ UC San Diego*	3	0	0	0	.000	1	0	0	0	0	0	0	0	0.0	0.0	
Apr 8, 2004	@ UCLA*	4	0	0	0	.000	0	1	1	0	0	0	0	0	0.0	1.0	
Apr 9, 2004	@ UCLA*	4	0	0	0	.000	0	0	1	0	2	0	0	0	0.0	0.0	
Apr 15, 2004	USC*	3	0	0	0	.000	1	0	1	0	1	0	0	0	0.0	0.0	
Apr 17, 2004	USC*	4	0	0	0	.000	0	0	0	0	1	0	0	0	0.0	0.0	
Totals		86	7	1	11	.545	75	2	13	0	25	0	2	2	2.0	10.0	

Shawn Olmstead • 6-2 • Senior • LIB • Carpinteria, Calif.

- Olmstead returns for the 2004 season as the lone libero
- Member of the 2001 National Championship team
- Recorded his season-high 11digs against Stanford, 2/20/04
- Leads BYU in digs, with 157 on the season and 1.78 digs per game
- Has played in all 88 games this year
- Came in for the last couple points as outside hitter against George Mason
- Tied career-high 12 digs against UCSD on Apr. 3

Season Averages

Games played: 105
 Kills per game: 0.02
 Assists per game: 0.30
 Aces per game: 0.00
 Digs per game: 1.79
 Blocks per game: 0.00



Season and Career Highs

Kills
 Season: 2 vs George Mason, 3/27/04
 Career: 2 vs George Mason, 3/27/04

Assists
 Season: 3 at UCLA 4/9/04
 Career: 3 (three times)

Digs
 Season: 12 at UCSD, 4/3/04
 Career: 12 (twice) 1/21/03, 4/3/04

Block Solo
 Season: 0
 Career: 0

Block Assist
 Season: 0
 Career: 0

Total Blocks
 Season: 0
 Career: 0

Aces
 Season: 0
 Career: 0

#15 SHAWN OLMSTEAD 2004 Match-by-Match

Date	Opponent	GP	ATTACK					SET	SERVE	PASS	DEF	BLOCK			GEN	Total	Points	
			K	E	TA	Pct	A					SA	SE	RE				DIG
Jan 09, 2004	@ Pepperdine Waves	3	0	0	0	1	.000	1	0	0	2	5	0	0	0	0	0.0	0.0
Jan 10, 2004	@ Pepperdine Waves	3	0	0	1	.000	0	0	0	1	4	0	0	0	0	0.0	0.0	
Jan 16, 2004	No. 5 Cal State Northridge*	3	0	0	0	.000	1	0	0	1	6	0	0	0	0	0.0	0.0	
Jan 17, 2004	No. 5 Cal State Northridge*	5	0	0	0	.000	2	0	0	0	7	0	0	0	0	0.0	0.0	
Jan 23, 2004	@ No. 12 Ohio State	3	0	0	0	.000	1	0	0	3	6	0	0	0	0	0.0	0.0	
Jan 24, 2004	@ No. 12 Ohio State	4	0	0	0	.000	1	0	0	0	9	0	0	0	0	0.0	0.0	
Jan 28, 2004	@ No. 2 Long Beach State*	5	0	0	0	.000	1	0	0	4	7	0	0	0	0	0.0	0.0	
Jan 30, 2004	@ No. 2 Long Beach State*	5	0	0	0	.000	1	0	0	2	10	0	0	0	0	0.0	0.0	
Feb 6, 2004	No. 12 Pacific*	3	0	0	0	.000	1	0	0	0	1	0	0	0	0	0.0	0.0	
Feb 7, 2004	No. 12 Pacific*	3	0	0	0	.000	2	0	0	0	3	0	0	0	0	0.0	0.0	
Feb 20, 2004	No. 11 Stanford*	3	0	0	0	.000	1	0	0	0	11	0	0	0	0	0.0	0.0	
Feb 21, 2004	No. 11 Stanford*	3	0	0	0	.000	1	0	0	2	8	0	0	0	0	0.0	0.0	
Feb 26, 2004	@ No. 9 UC Irvine*	4	0	0	0	.000	2	0	0	1	8	0	0	0	0	0.0	0.0	
Feb 28, 2004	@ No. 9 UC Irvine*	4	0	0	0	.000	2	0	0	0	8	0	0	0	0	0.0	0.0	
Mar 5, 2004	No. 6 UC Santa Barbara*	3	0	0	0	.000	0	0	0	1	4	0	0	0	0	0.0	0.0	
Mar 6, 2004	No. 6 UC Santa Barbara*	3	0	0	0	.000	1	0	0	0	5	0	0	0	0	0.0	0.0	
Mar 12, 2004	No. 5 Pepperdine*	4	0	1	1	-1.00	0	0	0	1	6	0	0	0	0	0.0	0.0	
Mar 13, 2004	No. 5 Pepperdine*	4	0	0	0	.000	1	0	0	2	10	0	0	0	0	0.0	0.0	
Mar 18, 2004	@ No. 5 Hawai'i*	4	0	0	0	.000	1	0	0	0	9	0	0	0	0	0.0	0.0	
Mar 20, 2004	@ No. 5 Hawai'i*	5	0	0	0	.000	1	0	0	1	5	0	0	0	0	0.0	0.0	
Mar 26, 2004	Lewis	4	0	0	0	.000	2	0	0	1	5	0	0	0	0	0.0	0.0	
Mar 27, 2004	George Mason	3	2	1	3	.333	0	0	0	0	2	0	0	0	0	0.0	2.0	
Apr 2, 2004	@ UC San Diego*	4	0	0	0	.000	1	0	0	1	6	0	0	0	0	0.0	0.0	
Apr 3, 2004	@ UC San Diego*	3	0	0	0	.000	2	0	0	0	12	0	0	0	0	0.0	0.0	
Apr 8, 2004	@ UCLA*	4	0	0	0	.000	2	0	0	1	8	0	0	0	0	0.0	0.0	
Apr 9, 2004	@ UCLA*	5	0	0	0	.000	3	0	0	3	10	0	0	0	0	0.0	0.0	
Apr 15, 2004	USC*	3	0	0	0	.000	0	0	0	0	7	0	0	0	0	0.0	0.0	
Apr 17, 2004	USC*	5	0	0	0	.000	2	0	0	1	6	0	0	0	0	0.0	0.0	
Totals		105	2	2	5	.000	31	0	0	28	188	0	0	0	0.0	2.0		

Season Averages

Games played: 102
 Kills per game: 4.17
 Assists per game: 0.31
 Aces per game: 0.13
 Digs per game: 1.55
 Blocks per game: 0.61
 Points per game: 4.63



Season and Career Highs

Kills
 Season: 26 at UCLA, 4/9/04
 Career: 26 at UCLA, 4/9/04

Attempts
 Season: 45 at Long Beach, 1/30/04
 Career: 45 at Long Beach, 1/30/04

Hitting Percentage
 Season: .700 vs Stanford, 2/20/04
 Career: .700 vs Stanford, 2/20/04

Assists
 Season: 4 vs CS Northridge, 1/17/04
 Career: 5 at UCLA, 2/23/02

Digs
 Season: 12 vs Pepperdine, 3/13/04
 Career: 16 at UCLA, 2/23/02

Block Solo
 Season: 2 at Long Beach, 1/28/04
 Career: 2 at Long Beach, 1/28/04

Block Assist
 Season: 5 vs Pepperdine, 3/13/04
 Career: 5 vs Pepperdine, 3/13/04

Total Blocks
 Season: 5 vs Pepperdine, 3/13/04
 Career: 5 vs Pepperdine, 3/13/04

Aces
 Season: 2 (three times)
 Career: 2 (three times)

#17 FERNANDO PESSOA 2004 Match-by-Match


Date	Opponent	GP	ATTACK					SET	SERVE	PASS	DEF	BLOCK			GEN	Total	Points
			K	E	TA	Pct	A					SA	SE	RE			
Jan 09, 2004	@ Pepperdine Waves	3	5	5	13	.000	0	1	2	0	3	0	0	0	0.0	6.0	
Jan 10, 2004	@ Pepperdine Waves	2	2	5	9	-.333	0	1	1	3	0	0	0	0	0.0	3.0	
Jan 16, 2004	No. 5 Cal State Northridge*	3	11	4	21	.333	3	0	5	0	8	0	4	1	4.0	13.0	
Jan 17, 2004	No. 5 Cal State Northridge*	5	18	4	28	.500	4	0	3	2	10	0	4	0	4.0	20.0	
Jan 23, 2004	@ No. 12 Ohio State	3	19	4	33	.455	2	0	4	0	1	0	2	0	2.0	20.0	
Jan 24, 2004	@ No. 12 Ohio State	3	15	3	26	.462	0	1	2	0	3	1	2	0	3.0	18.0	
Jan 28, 2004	@ No. 2 Long Beach State*	5	20	8	39	.308	1	2	7	2	9	2	2	0	4.0	25.0	
Jan 30, 2004	@ No. 2 Long Beach State*	5	22	8	45	.311	1	0	4	0	8	0	3	0	3.0	23.5	
Feb 6, 2004	No. 12 Pacific*	3	12	5	20	.350	1	2	3	1	5	0	2	0	2.0	15.0	
Feb 7, 2004	No. 12 Pacific*	3	8	4	13	.308	0	0	3	0	3	0	0	2	0.0	8.0	
Feb 20, 2004	No. 11 Stanford*	3	16	2	20	.700	0	2	5	0	7	0	3	1	3.0	18.5	
Feb 21, 2004	No. 11 Stanford*	3	20	2	27	.667	1	0	2	0	7	0	0	0	0.0	20.0	
Feb 26, 2004	@ No. 9 UC Irvine*	4	19	12	37	.189	1	0	2	0	4	0	3	3	3.0	20.5	
Feb 28, 2004	@ No. 9 UC Irvine*	4	11	4	27	.259	0	3	5	0	1	0	1	0	1.0	14.5	
Mar 5, 2004	No. 6 UC Santa Barbara*	3	12	6	23	.261	1	0	2	2	5	0	4	1	4.0	14.0	
Mar 6, 2004	No. 6 UC Santa Barbara*	3	14	6	24	.333	1	0	3	1	6	0	2	2	2.0	15.0	
Mar 12, 2004	No. 5 Pepperdine*	4	16	6	29	.345	1	0	3	1	6	0	5	0	5.0	18.5	
Mar 13, 2004	No. 5 Pepperdine*	4	24	7	37	.459	1	0	4	0	12	0	1	0	1.0	24.5	
Mar 18, 2004	@ No. 5 Hawai'i*	4	18	4	25	.560	2	0	3	0	9	0	1	1	1.0	18.5	
Mar 20, 2004	@ No. 5 Hawai'i*	5	17	9	31	.258	3	0	4	0	6	0	2	1	2.0	18.0	
Mar 26, 2004	Lewis	4	21	7	34	.412	1	0	8	0	6	0	2	0	2.0	22.0	
Mar 27, 2004	George Mason	2	6	3	10	.300	1	1	2	0	3	0	0	0	0.0	7.0	
Apr 2, 2004	@ UC San Diego*	4	11	4	19	.368	0	0	4	1	8	1	3	0	4.0	13.5	
Apr 3, 2004	@ UC San Diego*	3	14	3	24	.458	1	1	4	1	6	0	2	0	2.0	16.0	
Apr 8, 2004	@ UCLA*	4	20	8	40	.300	1	0	4	2	3	0	3	0	3.0	21.5	
Apr 9, 2004	@ UCLA*	5	26	7	42	.452	1	0	3	3	9	0	1	0	1.0	26.5	
Apr 15, 2004	USC*	3	8	4	17	.235	1	0	4	0	5	2	2	0	4.0	11.0	
Apr 17, 2004	USC*	5	20	10	36	.278	1	0	7	0	2	0	2	1	2.0	21.0	
Totals		102	425	154	749	.362	32	13	101	17	158	6	56	13	62.0	472.0	

Victor Batista • 6-6 • Soph. • MB • Tamayo, Dominican Rep.

- Joined the team in January
- Hit two solid matches against Long Beach, 18 kills each
- Ranks 7th in the NCAA for hitting percentage, .452
- Ranked 3rd in MPSF play for hitting percentage, .476
- Leads the team with 97 total blocks and ranks second at BYU in blocking with 1.23 per game
- Hit a career-high .783 percentage against Pepperdine (18-0-23)

Season Averages

Games played: 84
 Kills per game: 2.48
 Assists per game: 0.08
 Aces per game: 0.19
 Digs per game: 0.49
 Blocks per game: 1.25
 Points per game: 3.37



Season and Career Highs

- Kills**
 Season: 18 (three times)
 Career: 18 (three times)
- Attempts**
 Season: 36 at Long Beach, 1/30/04
 Career: 36 at Long Beach, 1/30/04
- Hitting Percentage**
 Season: .783 vs Pepperdine, 3/13/04
 Career: .783 vs Pepperdine, 3/13/04
- Assists**
 Season: 3 at Ohio State, 1/24/04
 Career: 3 at Ohio State, 1/24/04
- Digs**
 Season: 5 at Long Beach, 1/30/04
 Career: 5 at Long Beach, 1/30/04
- Block Solo**
 Season: 2 twice, 1/24/04, 1/30/04
 Career: 2 twice, 1/24/04, 1/30/04
- Block Assist**
 Season: 7 (three times)
 Career: 7 (three times)
- Total Blocks**
 Season: 9 (twice), 4/2/04, 1/24/04
 Career: 9 (twice), 4/2/04, 1/24/04
- Aces**
 Season: 3 vs Pacific, 2/6/04
 Career: 3 vs Pacific, 2/6/04

18 VICTOR BATISTA 2003 Match-by-Match

Date	Opponent	GP	ATTACK			SET	SERVE			PASS	DEF	BLOCK			GEN		
			K	E	TA		Pct	A	SA			SE	RE	DIG	BS	BA	BE
Jan 10, 2004	@ Pepperdine Waves	1	3	2	7	.143	0	0	3	1	1	0	0	1	0	0	3.0
Jan 17, 2004	No. 5 Cal State Northridge*	5	6	0	7	.857	0	1	2	0	2	0	6	1	6.0	10.0	
Jan 23, 2004	@ No. 12 Ohio State*	3	9	0	14	.643	0	1	3	0	1	1	2	1	3.0	12.0	
Jan 24, 2004	@ No. 12 Ohio State*	4	9	2	20	.350	3	1	5	0	2	2	7	1	9.0	15.5	
Jan 28, 2004	@ No. 2 Long Beach*	5	18	3	26	.577	0	1	6	0	2	0	5	1	5.0	21.5	
Jan 30, 2004	@ No. 2 Long Beach*	5	18	3	36	.417	0	1	4	0	5	2	6	0	8.0	24.0	
Feb 6, 2004	No. 12 Pacific*	3	6	2	9	.444	1	3	4	0	1	0	3	1	3.0	10.5	
Feb 7, 2004	No. 12 Pacific*	3	8	3	12	.417	1	0	1	0	3	0	1	1	1.0	8.5	
Feb 20, 2004	No. 11 Stanford*	3	7	1	12	.500	0	2	5	0	0	1	5	2	6.0	12.5	
Feb 21, 2004	No. 11 Stanford*	3	6	5	19	.053	0	1	4	0	3	1	0	2	1.0	8.0	
Feb 26, 2004	@ No. 9 UC Irvine*	4	7	1	14	.429	1	0	6	0	2	1	5	1	6.0	10.5	
Feb 28, 2004	@ No. 9 UC Irvine*	4	12	1	16	.688	0	1	6	0	1	0	4	1	4.0	15.0	
Mar 5, 2004	No. 6 UC Santa Barbara*	3	6	1	10	.500	0	0	4	0	1	0	3	1	3.0	7.5	
Mar 6, 2004	No. 6 UC Santa Barbara*	3	9	1	11	.727	0	0	4	0	1	0	3	2	3.0	10.5	
Mar 12, 2004	No. 5 Pepperdine*	4	18	0	23	.783	0	1	4	0	4	0	5	0	5.0	21.5	
Mar 13, 2004	No. 5 Pepperdine*	4	9	2	14	.500	0	0	5	0	1	0	2	2	2.0	10.0	
Mar 18, 2004	@ No. 5 Hawai'i*	4	7	4	15	.200	0	0	2	0	1	0	3	1	3.0	8.5	
Mar 20, 2004	@ No. 5 Hawai'i*	5	7	3	13	.308	0	1	7	0	2	0	7	4	7.0	11.5	
Mar 26, 2004	Lewis	4	10	3	19	.368	0	0	2	0	2	0	6	1	6.0	13.0	
Mar 27, 2004	George Mason	2	2	1	4	.250	0	2	2	0	2	0	0	1	0.0	4.0	
Apr 2, 2004	@ UC San Diego*	4	9	2	14	.500	1	0	3	0	0	2	7	0	9.0	14.5	
Apr 3, 2004	@ UC San Diego*	3	6	3	15	.200	0	0	1	0	3	1	6	1	7.0	10.0	
Apr 8, 2004	@ UCLA*																
Apr 9, 2004	@ UCLA*																
Apr 15, 2004	USC*																
Apr 17, 2004	USC*	5	16	0	23	.696	0	0	4	0	1	2	6	5	8.0	21.0	
Totals			84	208	43	353	.467	7	16	87	1	41	13	92	31	105.0	283.0

Aaron Ferre • 6-8 • Freshman • MB • Sandy, Utah

- First year with the Cougars, rotated in as middle at the beginning of the season
- Recorded 3 kills against Cal State Northridge at home, Jan. 16
- Came in after Chris Gorny sprained his ankle against Stanford (Feb. 20)
- Tied his career-high 10 kills against UC Irvine (Feb.26), with a blistering .909 hitting percentage and four blocks

Season Averages

Games played: 25
 Kills per game: 1.28
 Assists per game: 0.08
 Aces per game: 0.08
 Digs per game: 0.40
 Blocks per game: 0.52
 Points per game: 1.64



Season and Career Highs

- Kills**
 Season: 10 vs Stanford, 2/21/04
 Career: 10 vs Stanford, 2/21/04
- Attempts**
 Season: 15 vs Stanford, 2/21/04
 Career: 15 vs Stanford, 2/21/04
- Hitting Percentage**
 Season: .909 at UC Irvine, 2/28/04
 Career: .909 at UC Irvine, 2/28/04
- Assists**
 Season: 1 twice 1/16/04, 2/26/04
 Career: 1 twice 1/16/04, 2/26/04
- Digs**
 Season: 4 at UC Irvine, 2/26/04
 Career: 4 at UC Irvine, 2/26/04
- Block Solo**
 Season: 1 vs Stanford, 1/21/04
 Career: 1 vs Stanford, 1/21/04
- Block Assist**
 Season: 4 at UC Irvine, 2/26/04
 Career: 4 at UC Irvine, 2/26/04
- Total Blocks**
 Season: 4 at UC Irvine, 2/26/04
 Career: 4 at UC Irvine, 2/26/04
- Aces**
 Season: 1 twice, 1/9/04, 2/26/04
 Career: 1 twice, 1/9/04, 2/26/04

#6 AARON FERRE 2004 Match-by-Match


Date	Opponent	GP	ATTACK			SET	SERVE			PASS	DEF	BLOCK			GEN		
			K	E	TA		Pct	A	SA			SE	RE	DIG	BS	BA	BE
Jan 09, 2004	@ Pepperdine Waves	3	2	1	5	.200	0	1	3	0	2	0	1	0	1.0	3.5	
Jan 10, 2004	@ Pepperdine Waves	2	1	1	3	.000	0	0	0	1	0	0	0	0	0.0	1.0	
Jan 16, 2004	No. 5 Cal State Northridge*	3	3	3	9	.000	1	0	4	0	3	0	3	0	3.0	4.5	
Jan 17, 2004	No. 5 Cal State Northridge*	2	0	2	2	-1.00	0	0	2	0	1	0	1	0	1.0	0.5	
Jan 23, 2004	@ No. 12 Ohio State	1	0	0	0	.000	0	0	0	0	0	0	0	0	0.0	0.0	
Jan 24, 2004	@ No. 12 Ohio State	1	0	0	0	.000	0	0	0	0	0	0	0	0	0.0	0.0	
Feb 20, 2004	No. 11 Stanford*	2	4	2	6	.333	0	0	0	0	0	0	1	0	1.0	4.5	
Feb 21, 2004	No. 11 Stanford*	3	10	1	15	.600	0	0	1	0	0	1	2	0	3.0	12.0	
Feb 26, 2004	@ No. 9 UC Irvine*	4	10	0	11	.909	1	1	3	0	4	0	4	0	4.0	13.0	
Feb 28, 2004	@ No. 9 UC Irvine*	1	0	0	0	.000	0	0	0	0	0	0	0	0	0.0	0.0	
Mar 12, 2004	No. 5 Pepperdine*																
Mar 13, 2004	No. 5 Pepperdine*	2	0	0	0	.000	0	0	0	0	0	0	0	0	0.0	0.0	
Mar 18, 2004	@ No. 5 Hawai'i*																
Mar 20, 2004	@ No. 5 Hawai'i*																
Mar 26, 2004	Lewis																
Mar 27, 2004	George Mason	1	2	0	4	.500	0	0	0	0	0	0	0	0	0.0	2.0	
Apr 2, 2004	@ UC San Diego*																
Apr 3, 2004	@ UC San Diego*																
Apr 8, 2004	@ UCLA*																
Apr 9, 2004	@ UCLA*																
Apr 15, 2004	USC*																
Apr 17, 2004	USC*																
Totals			25	32	10	55	.400	2	2	13	1	10	1	12	0	13.0	41.0

Taylor Evans • 6-2 • Soph. • OPP/OH • Alamo, Calif.

- First year to play with the Cougars, sat out last season because of shoulder surgery
- Hit a person-best six kills against Cal State Northridge
- Rotates in behind Joe Hillman
- Started in his first match against George Mason, recorded a career-high 15 kills

Season Averages

Games played: 40
 Kills per game: 0.90
 Assists per game: 0.12
 Aces per game: 0.05
 Digs per game: 0.38
 Blocks per game: 0.12
 Points per game: 1.02



#20 TAYLOR EVANS 2004 Match-by-Match

Date	Opponent	GP	K	E	ATTACK		SET		SERVE		PASS	DEF	BLOCK			GEN	Total	Points
					TA	Pct	A	SA	SE	RE			BS	BA	BE			
Jan 09, 2004	@ Pepperdine Waves	2	3	2	8	.125	0	1	1	0	2	1	1	0	2.0	5.5		
Jan 17, 2004	No. 5 Cal State Northridge*	4	6	5	14	.071	1	0	0	0	2	0	1	0	1.0	6.5		
Jan 23, 2004	@ No. 12 Ohio State	2	0	0	0	.000	0	0	1	0	2	0	0	0	0.0	0.0		
Jan 24, 2004	@ No. 12 Ohio State	1	0	2	2	-1.000	0	0	0	0	1	0	0	0	0.0	0.0		
Jan 28, 2004	@ No. 2 Long Beach State*	1	0	0	0	.000	0	0	0	0	0	0	0	0	0.0	0.0		
Jan 30, 2004	@ No. 2 Long Beach State*	3	4	2	9	.222	1	0	0	0	2	0	1	0	1.0	4.5		
Feb 6, 2004	No. 12 Pacific*	2	0	1	2	-.500	0	0	0	0	1	0	0	0	0.0	0.0		
Feb 7, 2004	No. 12 Pacific*	3	4	2	7	.286	0	0	1	0	0	0	0	0	0.0	4.0		
Feb 21, 2004	No. 11 Stanford*	2	0	0	0	.000	0	0	1	0	0	0	0	0	0.0	0.0		
Feb 28, 2004	@ No. 9 UC Irvine*	1	0	0	0	.000	0	0	1	0	0	0	0	0	0.0	0.0		
Mar 5, 2004	UC Santa Barbara*	1	0	0	1	.000	0	1	0	0	0	0	0	0	0.0	0.0		
Mar 12, 2004	No. 5 Pepperdine*	1	1	0	1	1.000	0	0	0	0	0	0	0	0	0.0	0.0		
Mar 13, 2004	No. 5 Pepperdine*																	
Mar 18, 2004	@ No. 5 Hawai'i*																	
Mar 20, 2004	@ No. 5 Hawai'i*	2	0	0	0	.000	0	0	1	0	0	0	0	0	0.0	0.0		
Mar 26, 2004	Lewis																	
Mar 27, 2004	George Mason	3	15	6	25	.360	3	0	3	0	3	0	3	0	1.0	15.5		
Apr 2, 2004	@ UC San Diego*																	
Apr 3, 2004	@ UC San Diego*	1	0	1	2	-.500	0	0	0	0	0	0	0	0	0.0	0.0		
Apr 8, 2004	@ UCLA*	4	0	0	0	.000	0	0	1	0	0	0	0	0	0.0	0.0		
Apr 9, 2004	@ UCLA*	3	1	0	1	1.000	0	0	0	0	1	0	0	1	0.0	1.0		
Apr 15, 2004	USC*	3	2	1	3	.333	0	0	2	0	1	0	0	0	0.0	0.0		
Apr 17, 2004	USC*	1	0	1	1	-1.000	0	0	1	0	0	0	0	0	0.0	0.0		
Totals		40	36	23	76	.171	5	2	13	0	15	1	4	2	5.0	41.0		

Season and Career Highs


- Kills**
 Season: 15 vs
 Career: 15 vs George Mason, 3/27/04
- Attempts**
 Season: 25 vs George Mason, 3/27/04
 Career: 25
- Hitting Percentage**
 Season: .360 vs George Mason 3/27/04
 Career: .360 vs George Mason 3/27/04
- Assists**
 Season: 3 vs George Mason, 3/27/04
 Career: 3 vs George Mason, 3/27/04
- Digs**
 Season: 3 vs George Mason, 3/27/04
 Career: 3 vs George Mason, 3/27/04
- Block Solo**
 Season: 1 at Pepperdine, 1/9/04
 Career: 1 at Pepperdine, 1/9/04
- Block Assist**
 Season: 1 (three times)
 Career: 1 (three times)
- Total Blocks**
 Season: 2 at Pepperdine, 1/9/04
 Career: 2 at Pepperdine, 1/9/04
- Aces**
 Season: 1 twice
 Career: 1 twice

Dave Hyte • 6-8 • Sr. • MB • Las Vegas, Nev.

- Has missed matches this season due to injury
- Hit a person-best 12 kills against Penn State last season
- Rotates in middle position

Season Averages

Games played: 16
 Kills per game: 0.56
 Assists per game: 0.08
 Aces per game: 0.00
 Digs per game: 0.06
 Blocks per game: 0.31
 Points per game: 0.78



#8 DAVE HYTE 2004 Match-by-Match

Date	Opponent	GP	K	E	ATTACK		SET	SERVE		PASS	DEF	BLOCK			GEN	Total	Points
					TA	Pct		A	SA			SE	RE	DIG			
Jan 9, 2004	@ Pepperdine	1	1	0	3	.333	0	0	0	0	0	0	0	0	0.0	1.0	
Jan 10, 2004	@ Pepperdine	3	3	0	3	1.000	0	0	0	0	0	0	1	0	1.0	3.5	
Feb 6, 2004	No. 12 Pacific*	1	1	0	1	1.000	0	0	0	0	0	0	0	0	0.0	1.0	
Feb. 7, 2004	No. 11 Stanford*	2	0	0	0	.000	0	0	0	0	0	0	0	0	0.0	0.0	
Feb 21, 2004	No. 11 Stanford*	1	0	0	0	.000	0	0	0	0	0	0	0	0	0.0	0.0	
Feb 26, 2004	@ No. 9 UC Irvine*	1	0	0	0	.000	0	0	0	0	0	0	0	0	0.0	0.0	
Feb 28, 2004	@ No. 9 UC Irvine*																
Mar 5, 2004	UC Santa Barbara*																
Mar 6, 2004	UC Santa Barbara*																
Mar 12, 2004	Pepperdine*																
Mar 13, 2004	Pepperdine*																
Mar 18, 2004	@ Hawai'i*																
Mar 20, 2004	@ Hawai'i*																
Mar 26, 2004	Lewis	1	0	0	0	.000	0	0	0	0	0	0	0	0	0.0	0.0	
Mar 27, 2004	George Mason	3	3	0	3	1.000	1	0	0	0	1	2	2	1	4.0	6.0	
Apr 2, 2004	@ UC San Diego*																
Apr 3, 2004	@ UC San Diego*																
Apr 8, 2004	@ UCLA*																
Apr 9, 2004	@ UCLA*																
Apr 15, 2004	USC*	2	0	0	0	.000	0	0	0	0	0	0	0	1	0.0	0.0	
Apr 17, 2004	USC*	1	1	0	1	1.000	0	0	0	0	0	0	0	0	0.0	1.0	
Totals		16	9	0	11	.800	1	0	0	0	1	2	2	2	5.0	12.5	

Season and Career Highs

- Kills**
 Season: 3 twice 3/27/04, 1/10/04
 Career: 12 vs Penn State, 3/8/03
- Attempts**
 Season: 3 (three times)
 Career: 16 (twice), 3/8/03, 3/14/03
- Hitting Percentage**
 Season: 0
 Career: .750 vs Penn State, 3/8/03
- Assists**
 Season: 1 3/27/04
 Career: 1 vs UC Irvine, 3/14/03
- Digs**
 Season: 1 3/27/04
 Career: 4 at CS Northridge, 3/22/03
- Block Solo**
 Season: 2 vs George Mason, 3/27/04
 Career: 2 vs George Mason, 3/27/04
- Block Assist**
 Season: 2 vs George Mason, 3/27/04
 Career: 5 (twice)
- Total Blocks**
 Season: 4 vs George Mason, 3/27/04
 Career: 5 (twice)
- Aces**
 Season: 0
 Career: 1 (three times)

Steffin Rangel • 6-5 • Soph. • OH • Huntington Beach, Calif.

- Second year with the Cougars, outside hitter reserve
- Recorded his best 5 kills against Concordia last year

Season Averages

Games played: 16
 Kills per game: 0.50
 Assists per game: 0.00
 Aces per game: 0.06
 Digs per game: 0.38
 Blocks per game: 0.12
 Points per game: 0.62



Season and Career Highs

Kills

Season: 4 vs George Mason, 3/27/04
 Career: 5 vs Concordia, 3/5/03

Attempts

Season: 8 vs George Mason, 3/27/04
 Career: 9 vs Concordia, 3/5/03

Hitting Percentage

Season: .500 vs George Mason 3/27/04
 Career: .500 vs George Mason 3/27/04

Assists

Season: 1 vs George Mason 3/27/04
 Career: 1 vs George Mason 3/27/04

Digs

Season: 3 vs George Mason 3/27/04
 Career: 3 vs George Mason 3/27/04

Block Solo

Season: 0
 Career: 0

Block Assist

Season: 1 twice 3/27/04, 1/24/04
 Career: 1 twice 3/27/04, 1/24/04

Total Blocks

Season: 1 twice 3/27/04, 1/24/04
 Career: 1 twice 3/27/04, 1/24/04

Aces

Season: 1 twice 3/27/04
 Career: 1 twice 3/27/04, 3/5/03

#2 Steffin Rangel 2004 Match-by-Match


Date	Opponent	GP	K	E	ATTACK		SET SERVE			PASS DEF			BLOCK			GEN	
					TA	Pct	A	SA	SE	RE	DIG	BS	BA	BE	Total	Points	
Jan 09, 2004	@ Pepperdine Waves	2	0	1	2	-.500	0	0	1	0	1	0	0	0	0	0.0	0.0
Jan 10, 2004	@ Pepperdine Waves	1	0	1	2	-.500	0	0	0	0	0	0	0	0	0	0.0	0.0
Jan 16, 2004	Cal State Northridge*	2	0	0	0	.000	0	0	1	0	0	0	0	0	0	0.0	0.0
Jan 23, 2004	@ Ohio State	1	0	0	0	.000	0	0	1	0	2	0	1	0	1.0	0.5	
Jan 24, 2004	@ Ohio State	1	2	2	6	.000	0	0	1	0	2	0	0	0	0.0	2.0	
Feb 6, 2004	Pacific*	1	2	1	3	.333	0	0	0	0	0	0	0	0	0.0	2.0	
Feb 7, 2004	Pacific*	2	0	0	0	.000	0	0	0	0	0	0	0	0	0.0	0.0	
Feb 26, 2004	@ UC Irvine*	1	0	0	1	.000	0	0	0	0	0	0	0	0	0.0	0.0	
Mar 5, 2004	UC Santa Barbara*	1	0	0	0	.000	0	0	0	0	0	0	0	0	0.0	0.0	
Mar 6, 2004	UC Santa Barbara*																
Mar 12, 2004	Pepperdine*																
Mar 13, 2004	Pepperdine*																
Mar 18, 2004	@ Hawai'i*																
Mar 20, 2004	@ Hawai'i*																
Mar 26, 2004	Lewis																
Mar 27, 2004	George Mason	2	4	0	8	.500	0	1	2	1	3	0	1	0	1.0	5.5	
Apr 2, 2004	@ UC San Diego*																
Apr 3, 2004	@ UC San Diego*	1	0	1	1	-1.000	0	0	0	0	0	0	0	0	0.0	0.0	
Apr 8, 2004	@ UCLA*																
Apr 9, 2004	@ UCLA*	1	0	0	0	.000	0	0	0	0	0	0	0	0	0.0	0.0	
Apr 15, 2004	USC*																
Apr 17, 2004	USC*																
Totals		16	8	6	23	.087	0	1	6	1	6	0	2	0	2.0	10.0	

Enoc Cardona • 6-6 • Freshman • OPP • Aguada, Puerto Rico

- Redshirt freshman, first year with the Cougars

Season Averages

Games played: 2
 Kills per game: 1.50
 Assists per game: 0.00
 Aces per game: 0.00
 Digs per game: 1.00
 Blocks per game: 0.00
 Points per game: 1.50



Season and Career Highs

Kills

Season: 2 at Pepperdine, 1/10/04
 Career: 2 at Pepperdine, 1/10/04

Attempts

Season: 6 at Pepperdine, 1/10/04
 Career: 6 at Pepperdine, 1/10/04

Hitting Percentage

Season: .250 at Pepperdine, 1/10/04
 Career: .250 at Pepperdine, 1/10/04

Assists

Season: 0
 Career: 0

Digs

Season: 2 at Pepperdine, 1/10/04
 Career: 2 at Pepperdine, 1/10/04

Block Solo

Season: 0
 Career: 0

Block Assist

Season: 0
 Career: 0

Total Blocks

Season: 0
 Career: 0

19 ENOC CARDONA 2004 Match-by-Match

Date	Opponent	GP	K	E	ATTACK		SET	SERVE		PASS	DEF		BLOCK			GEN	
					TA	Pct		A	SA		SE	RE	DIG	BS	BA	BE	Total
Jan 10, 2004	at Pepperdine Waves	1	2	1	4	.250	0	0	0	1	2	0	0	0	0	0.0	2.0
Jan 17, 2004	CAL STATE NORTHRIDGE	1	1	3	6	-.333	0	0	2	0	0	0	0	0	0.0	1.0	
Mar 5, 2004	UC Santa Barbara*																
Mar 6, 2004	UC Santa Barbara*																
Mar 12, 2004	Pepperdine*																
Mar 13, 2004	Pepperdine*																
Mar 18, 2004	Hawai'i*																
Mar 20, 2004	Hawai'i*																
Mar 26, 2004	Lewis																
Mar 27, 2004	George Mason																
Apr 2, 2004	UC San Diego*																
Apr 3, 2004	UC San Diego*																
Apr 8, 2004	UCLA*																
Apr 9, 2004	UCLA*																
Apr 15, 2004	USC*																
Apr 17, 2004	USC*																
Totals		2	3	4	10	-.100	0	0	2	1	2	0	0	0	0.0	3.0	

Brian Rowley • 6-0 • So • LIB • San Diego, Calif.

- Walk-on, first year practicing with the Cougars
- Rotated in as libero against George Mason
- Wore #7 since Chris Gorny was injured

Season Averages

Games played: 3
 Assists per game: 0.67
 Aces per game: 0.00
 Digs per game: 1.33
 Points per game: 0.00



7 Brian Rowley 2004 Match-by-Match

Date	Opponent	GP	ATTACK				Pct	SET			PASS		DEF			BLOCK			GEN	
			K	E	TA			A	SA	SE	RE	DIG	BS	BA	BE	Total	Points			
Mar 27, 2004	George Mason	3	0	0	0	.000	2	0	2	1	4	0	0	0	0.0	0.0				
Apr 2, 2004	UC San Diego*																			
Apr 3, 2004	UC San Diego*																			
Apr 8, 2004	UCLA*																			
Apr 9, 2004	UCLA*																			
Apr 15, 2004	USC*																			
Apr 17, 2004	USC*																			
Totals		3	0	0	0	.000	2	0	2	1	4	0	0	0	0.0	0.0				

Season and Career Highs

Assists

Season: 2 vs George Mason, 3/27/04
 Career: 2 vs George Mason, 3/27/04

Digs

Season: 4 vs George Mason, 3/27/04
 Career: 4 vs George Mason, 3/27/04

Block Solo

Season: 0
 Career: 0

Block Assist

Season: 0
 Career: 0

Total Blocks

Season: 0
 Career: 0

Aces

Season: 0
 Career: 0