



MEN'S VOLLEYBALL

'99-'01 NATIONAL CHAMPIONS

Athletic Media Relations
30 Smith Fieldhouse • Provo, Utah • 84602
801-422-8948 • fax 801-422-0633

Weekly Release — February 17, 2004

Media Relations Information

Volleyball contact: Hillary Wallace
 E-Mail: mvolleyball_sid@byu.edu

BYU Record

2004: 7-3 overall, 5-1 conference
 (3-1 home, 4-2 away, 0-0 neutral)
 All-time : 235-141 (since 1990)
 Coach Peterson: 30-10

2003 Schedule/Results

Date	Opp/Event	Time/Results
1/9	@ Pepperdine Tournament	L, 0-3
1/10	@ Pepperdine Tournament	L, 0-3
1/16	No. 5 CAL STATE NORTHBRIDGE*	W, 3-0
1/17	No. 5 CAL STATE NORTHBRIDGE*	L, 2-3
1/23	@ No. 12 Ohio State	W, 3-0
1/24	@ No. 12 Ohio State	W, 3-1
1/28	@ No. 2 Long Beach State*	W, 3-2
1/30	@ No. 2 Long Beach State*	W, 3-2
2/6	No. 12 PACIFIC*	W, 3-0
2/7	No. 12 PACIFIC*	W, 3-0
2/20	No. 9 STANFORD*	7 p.m.
2/21	No. 9 STANFORD*	7 p.m.
2/26	@ UC Irvine*	7 p.m.
2/28	@ UC Irvine*	4 p.m.
3/5	SANTA BARBARA*	7 p.m.
3/6	SANTA BARBARA*	7 p.m.
3/12	PEPPERDINE*	7 p.m.
3/13	PEPPERDINE*	7 p.m.
3/18	@ Hawai`i*	7 p.m.
3/20	@ Hawai`i*	7 p.m.
3/26	LEWIS	9 p.m.
3/27	GEORGE MASON	7 p.m.
4/2	@ UC San Diego*	7 p.m.
4/3	@ UC San Diego*	7 p.m.
4/8	@ UCLA*	7 p.m.
4/9	@ UCLA*	7 p.m.
4/15	USC*	7 p.m.
4/17	USC*	7 p.m.
4/24	MPSF First Round	TBA
4/29	MPSF Semi-Final	TBA
5/1	MPSF Final	TBA

* MPSF Opponents

*HOME GAMES IN CAPS

#4
VS.
#11

7-3, 5-1 MPSF **5-9, 3-7 MPSF**

Friday, Feb. 20 @ 7 p.m. (MST) - Live on BYUTV and KBYU
Saturday, Feb. 21 @ 7 p.m. (MST) - Live on CSTV

Weekend Clash with the Cardinal...

After a week off, the fourth-ranked BYU men's volleyball team (7-3, 5-1 MPSF) host No. 11 Stanford (5-9, 3-7 MPSF) in a conference match-up, beginning at 7 p.m. Friday and Saturday at the Smith Fieldhouse. The Cougars swept No. 12 Pacific, 3-0 (30-25, 30-25, 30-23) on Feb. 6 and 3-0 (30-27, 30-22, 30-27) on Feb. 7 to stretch their winning streak to six.

A Quick Look at the Cougars

After sweeping the Tigers the night before, the fourth-ranked men's volleyball team blocked 12th-ranked Pacific on Feb. 7 in a match lasting only an hour and a half. With the win, BYU extends its overall record over Pacific to 13-4 and 9-0 at home. The Cougars had the advantage over the Tigers, with 10 blocks to four and hitting .386 to Pacific's .196 percentage. BYU only had one player in double-digit kills, but the team spread the offense around with four players recording eight kills each. Leading the Cougars was All-American Jonathan Alleman with 11 kills, hitting .562 and committing only two errors. Alleman also led the Cougars with 16 kills on 21 attempts (.667) on Feb. 6, while Fernando Pessoa, the MPSF Player of the Week for Feb. 2-6, recorded his seventh straight double-digit performance with 12 kills. Alleman led all scorers with 18 points, followed by Pessoa with 15. Victor Batista had six kills, three assisted blocks and a team-leading three aces.

Cougars vs. Cardinal

The match up with Stanford will be the 23th meeting between the two teams, as BYU leads the series 14-8 overall, including 6-2 in Provo. Last season, the Cougars took both matches at Stanford in five games for the first two wins of the 2003 season.

Quotes from Coach Tom Peterson

"Stanford is a good team. We have to win these matches at home to stay competitive in the conference. Stanford is a big name school in volleyball and we cannot take them lightly. We'll need to minimize our mistakes and keep up our defense and blocking."

USA TODAY/AVCA Division I-II Men's Coaches Top 15 POLL #2: January 26, 2004				
Rank	School (First-Place Votes)	Total Points	2004 Record	Last Week
1	Hawai`i (12)	235	8-2	2
2	UCLA (3)	213	11-2	1
3	Long Beach State (1)	210	11-3	5
4	BYU	206	7-3	3
5	Pepperdine	166	7-3	4
6	Cal State-Northridge	161	9-5	6
7	UC Santa Barbara	151	8-4	7
8	UC Irvine	117	6-8	8
9	Ball State	98	8-2	10
10	IPFW	91	6-1	11
11	Stanford	73	5-9	9
12	Penn State	72	6-4	12
13	UC San Diego	44	5-7	14
14	Lewis	30	7-6	13
15	Pacific	27	4-9	15

BYU Quick Facts

Location: Provo, Utah 84602
 Enrollment: 32,122 (Daytime)
 Founded: Oct. 15, 1875, by The Church of Jesus Christ of Latter-day Saints
 Colors: Blue and White
 Nickname: Cougars
 Mascot: Cosmo (the Cougar)
 Affiliation: NCAA Division I
 Conference: Mountain Pacific Sports Federation
 Arena: Smith Fieldhouse (5,000)
 President: Cecil O. Samuelson
 Athletic Director: Val Hale
 Ticket Office Phone: (801) 378-BYU1 or 1-800-322-BYU1

Volleyball Staff:

Head Coach: Tom Peterson (BYU, 1978)
 BYU Record/Years: 30-10/2nd season
 Office Phone: (801) 422-8291
 Career Record/years: 276-139/12
 Assistant Coaches:
 Grayson DuBose (BYU, 1993)
 Shawn Patchell (BYU, 1993)
 Volunteer Coach:
 Greg Jorgensen (Utah State, 2002)
 Trainer: Blain Empey

Volleyball Facts:

2003 Overall Record: 23-7
 Conference Record/Finish: 17-5 / 2nd in MPSF
 Final National Ranking: 2nd
 Starters Returning (3):
 Jon Alleman, 6-4, Sr., OH/OPP
 Carlos Moreno, 6-4, So., S
 Fernando Pessoa, 6-4, Jr., LIB/OH
 Starters Lost (3):
 Rafael Paal (NCAA All-Tourn. Team, 3rd Team MPSF)
 Jaime Mayol (2.79 kpg, .325 hitting percentage)
 Luka Slabe (1.53 kpg, .219 hitting percentage)
 Other Letterwinners Returning (3):
 Joe Hillman, 6-7, Sr., OPP
 David HYTE, 6-8, Sr., MB
 Shawn Olmstead, 6-2, Sr., LIB
 Top Newcomers (2):
 Victor Batista, 6-5, Fr., OH, Dominican Republic
 Danillo Lampariello, 6-7, Fr., MB, Sao Paulo, Brazil
 All-Conference Performers:
 Carlos Moreno (2003 Second Team)
 Jonathan Alleman (2003 Second Team)
 Fernando Pessoa (2003 Honorable Mention)
 Michael Burke (2003 Honorable Mention)

AVCA National Player of the Week



Senior Fernando Pessoa earned the Sports Imports/ AVCA National Player of the Week for Jan.19-23 after leading the Cougars 3-0 over Cal State Northridge on Jan.16 and recording his career-best 18 kills Jan.17. Since switching positions from libero to outside hitter, Pessoa helped BYU to a 1-1 record in two matches versus No. 5 CS Northridge. His 18 kills and 10 digs in the five-game loss on Jan. 17 marked his first double-double in kills and digs.

Pessoa Pumps it Up

After breaking his career high once again with 22 kills in Friday's match against LBSU, Pessoa was named Molten MPSF Player of the Week (Feb. 2-6). Friday's performance marked his sixth straight double-digit kill performance including 20 kills in Wednesday's match. He led BYU in kills last week at 42 in two matches (.309).

BYU Numerical Roster

<u>Num.</u>	<u>Name</u>	<u>Ht.</u>	<u>Wt.</u>	<u>Pos.</u>	<u>Class</u>	<u>Hometown</u>
2	Steffin Rangel	6-5	175	OH	So.	Huntington Beach, Calif.
5	Carlos Moreno	6-4	185	S	Jr.	Sao Paulo, Brazil
6	Aaron Ferre	6-8	210	MB	Fr.	Sandy, Utah
7	Chris Gorny	6-6	195	OH/MB	Sr.	Palmdale, Calif.
8	David HYTE	6-8	200	MB	Sr.	Las Vegas, Nev.
10	Cory Carpenter	6-7	200	MB	Sr.	Alpine, Utah
11	Joe Hillman	6-7	195	Opp	Sr.	Las, Vegas, Nev.
12	Jon Alleman	6-3	200	OH	Sr.	Yorba Linda, Calif.
13	Danillo Lampariello	6-7	185	MB	So.	Sao Paulo, Brazil
14	Rob Neilson	6-3	180	S	So.	Pacific Palisades, Calif.
15	Shawn Olmstead	6-2	195	LIB	Sr.	Carpinteria, Calif.
17	Fernando Pessoa	6-4	190	OH	Sr.	Rio de Janeiro, Brazil
18	Victor Batista	6-5	165	MB	Fr.	Tamayo, Dominican Republic
19	Enoc Cardona	6-6	190	OH/Opp	Fr.	Aguada, Puerto Rico
20	Taylor Evans	6-2	175	OH/Opp	So.	Alamo, Calif.
	Brian Rowley	6-0	165	LIB	So.	San Diego, Calif.
	Michael Burke	6-8	230	MB	Jr.	Salt Lake City, Utah

The Peterson File

Tom Peterson, BYU alum and 1994 NCAA Coach of the Year, enters his second year as the head coach of the Cougar men's volleyball program. Peterson led the Cougars last season to a 23-7 record and a 2nd-place finish at the NCAA Tournament. BYU came back from a 2-0 deficit to beat No. 1 Pepperdine in the finals of the MPSF Tournament, which earned him MPSF Co-Coach of the Year. After defeating Penn State in the NCAA Semifinals, Peterson led BYU to the National Championships for the third time in five years. In the emotional match lasting nearly three hours, the Lewis Flyers edged BYU in five games with both teams playing to the final two points of game five. Peterson came to BYU in 2002 with over 20 years of volleyball coaching experience, including 17 years of collegiate head-coaching experience.



Head Coach Tom Peterson

Alleman Making His Mark

Senior opposite hitter Jonathan Alleman led the Cougars in both matches against Pacific, hitting solid percentages at .562 and .667. He also added seven digs on Feb. 6, hitting 16 and 11 kills for the conference sweep over the Tigers. All-American Alleman has hit double-digit kills in eight of ten matches and ranks second on BYU's roster with 3.46 kills per game and 1.49 digs per game behind Fernando Pessoa.

**MPSF STANDINGS
(Rankings as of Feb. 11)**

Team	MPSF			Overall		
	W	L	Pct.	W	L	Pct.
UCLA	5	1	.833	10	1	.909
BYU	5	1	.833	7	3	.700
Hawai'i	3	1	.750	6	2	.750
Long Beach State	4	2	.667	9	3	.750
Pepperdine	3	2	.600	7	2	.778
CS Northridge	4	3	.571	8	4	.667
UC Santa Barbara	3	3	.500	7	4	.636
UC San Diego	2	3	.400	5	5	.500
Stanford	3	5	.375	5	7	.417
Pacific	2	6	.333	3	9	.250
UC Irvine	2	5	.286	4	7	.363
USC	1	5	.167	2	10	.167

BREAKDOWN BY POSITION

SETTERS

Carlos Moreno	Jr.
Rob Neilson	So.
Reed Chilton#	Fr.
Joe Klein#	Fr.

LIBEROS

Shawn Olmstead	Sr.
Rob Congelleire	Jr.
Brian Rowley	So.

OUTSIDE HITTERS

Jonathan Alleman	Sr.
Fernando Pessoa	Sr.
Chris Gorny	Sr.
Matt Heyes	Fr.
Steffin Rangel	So.
Joshua Jergensen#	Fr.
Ivan Perez#	Fr.
Andrew Stewart#	Fr.
Mat Taylor#	Fr.
Kent Tuttle#	Fr.

MIDDLE BLOCKERS

Michael Burke*	Jr.
Cory Carpenter	Sr.
Victor Batista	Fr.
Danillo Lampariello	Fr.
Aaron Ferre	Fr.
David HYTE	Sr.
Russel Holmes#	Fr.

OPPOSITE SIDE

Joe Hillman	Sr.
Taylor Evans	So.
Enoc Cardona	Fr.

* Injured
Redshirts

Moreno Watch

Junior All-American Carlos Moreno, joins the Cougar squad for another run at the NCAA tournament. Moreno's career assists (3,385) rank fourth on BYU's all-time list. He needs 348 more assists to move ahead of Chris Pitzak (3,733). Moreno is averaging 13.12 assists per game and ranks fourth in MPSF play with 13.71.

BYU ASSISTS LEADERS

4,649 - Jason Watson ('91-'94)
4,378 - Hector Lebron ('97-'01)
3,733 - Chris Pitzak ('97-'00)
3,385 - Carlos Moreno ('02-'04)
2,724 - Jesse Gant (1992-95)

Newcomers

With the addition of two international players, the Cougars hope to become a top rated team and improve their record on the road. Victor Batista of the Dominican Republic joined BYU's squad at the beginning of January and has already contributed in conference action. Batista hit six of seven against fifth-ranked CS Northridge with no errors at .857 percentage. He also hit solid in both matches against Long Beach State at 18 kills each, adding 13 total blocks for two matches. Sao Paulo, Brazil native Danillo Lampariello arrived in Provo five weeks ago and has been practicing with the team in the middle position.

Batista Blocks Opponents

Batista has immediately contributed to the Cougar offense, as he ranks third for hitting percentage in MPSF play with .500 behind BYU's Chris Gorny. He leads the Cougars in total blocks with 35, five solos and 30 assists, and 1.21 blocks per game. He has secured a starting middle position and has learned fast in the Cougar rotation, recording 77 kills and hitting .473 on the season.

Gorny Joins the Pack

Since Chris Gorny has returned from injury to play in the last four matches, he has made an immediate impact for BYU. On Jan. 28, he hit .588 in the upset over LBSU for 12 kills in 17 attempts. He also tied his career-high in blocks with nine in the Cougars' second win over the Beach. Gorny has the experience in the middle and has lifted the Cougars to their six-match winning streak. He leads BYU in 1.44 blocks per game and is hitting a .515.

Injury Shuffles the Lineup

The middle blocker position was hit with a huge blow and has be shuffled around this season due to injuries. Mike Burke was returning as an All-MPSF selection, has missed part of the season due to a shoulder injury but the coaches are expecting him back for the match-up against Pepperdine.

Home Record

The Cougars overall record at home stands at 138-52 (.726) and since 1997, BYU has won 99 matches and has only loss 13 (.884). Since men's volleyball became a NCAA-sanctioned sport in 1990, BYU has won 10 of 14 (.643) home openers at the Smith Fieldhouse. The 1999 National Champions lost their only match at home against Long Beach State, 2-3, but defeated the 49ers in the championship match on May 8, 1999. The year before, 1998, was the only year the Cougars went undefeated at home with a 11-0 record.

Next Week for the Cougars

The Cougars will hit the road against Mountain Pacific Sports Federation opponent UC Irvine on Feb. 26 and 28. The Anteaters are currently ranked eighth on the AVCA Poll. BYU then returns home against UCSB and Pepperdine.



Much of the success of BYU volleyball over the years can be attributed to the consistent support of BYU fans. BYU volleyball fans are some of the most intense and boisterous in the nation. In 2003 over 41,349 (avg. 2,954 per match) watched the team play as the Cougars finished with a 13-2 record in Provo.



Coaching Staff:

Head Coach: Don Shaw, 5th season

Career Record: 74-48/5 (Men), 440-70/16 (Women)

Stanford Record: same

Assistant Coach: John Kosty, Al Roderiques

2003 Record: 17-12

2003 MPSF Record: 14-8/4th

Letterwinners Returning/Lost: 9/6

Starter Returning/Lost: 2/5

Scouting Stanford

The No. 9 Stanford University men's volleyball team fell to the No. 2 Hawai'i Warriors, 3-0 Saturday night in Maples Pavilion. Game scores for the match were 30-21, 30-18 and 30-24. The Cardinal fall to 5-9 on the season and 3-7 in Mountain Pacific Sports Federation play. With the win, the Warriors improve to 8-2 overall and 5-1 in MPSF play. The University of Hawai'i proved why it is the No. 2 men's volleyball team in the country by also defeating Stanford, 3-0 on Friday. Game scores for the match were 30-19, 30-14, and 30-19.

Stat Leaders

For Friday's match, junior outsider hitter David Vogel led the Cardinal with eight kills, while redshirt junior Pat Bomhack added seven. Sophomore outside hitter Ben Reddy and junior middle blocker Craig Buell each added four kills. On Saturday, Buell paced Stanford with 6-of-9 kills with no errors and redshirt junior setter Kevin Hansen added 5-of-9 kills with no errors. Redshirt sophomore William Clayton contributed six kills and Reddy paced the Cardinal with three kills. Vogel, Bomhack and Buell each added two kills in the game.

COUGARS MATCH-BY-MATCH

<u>DATE</u>	<u>OPPONENT</u>	<u>SCORE</u>	<u>W/L</u>	<u>ATT.</u>	<u>KILL LEADER</u>	<u>ASSIST LEADER</u>	<u>BLOCK LEADER</u>	<u>RECORD</u>	<u>MPSF</u>
Jan. 9	Pepperdine	3-0	L	.186	Hillman.....17	Moreno.....35	Carpenter.....6	0-1	0-0
Jan. 10	Pepperdine	3-0	L	.224	Hillman.....11	Moreno.....30	Carpenter.....3	0-1	0-0
Jan. 16	No. 5 CAL STATE NORTHRIDGE*	3-0	W	.357	Hillman.....21	Moreno.....42	Carpenter.....6	1-2	1-0
Jan. 17	No. 5 CAL STATE NORTHRIDGE*	3-2	L	.262	Pessoa.....18	Moreno.....60	Batista.....6	1-3	1-1
Jan. 23	No. 12 Ohio State	3-0	W	.375	Pessoa.....19	Neilson.....41	Carpenter.....4	2-3	1-1
Jan. 24	No. 12 Ohio State	3-1	W	.305	Alleman.....16	Moreno.....52	Batista.....9	3-3	1-1
Jan. 30	No. 2 Long Beach State	3-2	W	.379	Pessoa.....20	Moreno.....71	Alleman/Batista/Moreno...5	4-3	2-1
Jan. 31	No. 2 Long Beach State	3-2	W	.292	Pessoa.....22	Moreno.....73	Gorny.....9	5-3	3-1
Feb. 6	No. 12 Pacific	3-0	W	.433	Alleman.....16	Moreno.....42	Alleman/Gorny/Batista/Hillman(3)	6-3	4-1
Feb. 7	No. 12 Pacific	3-0	W	.386	Alleman.....11	Moreno.....41	Gorny.....8	7-3	5-1
Feb. 20	No. 9 Stanford								
Feb. 21	No. 9 Stanford								
Feb. 26	UC Irvine								
Feb. 28	UC Irvine								
Mar. 5	UC Santa Barbara								
Mar. 6	UC Santa Barbara								
Mar. 12	Pepperdine								
Mar. 13	Pepperdine								
Mar. 18	Hawai`i								
Mar. 20	Hawai`i								
Mar. 26	Lewis								
Mar. 27	George Mason								
Apr. 2	UC San Diego								
Apr. 3	UC San Diego								
Apr. 8	UCLA								
Apr. 9	UCLA								
Apr. 15	USC								
Apr. 17	USC								

2004 BYU Men's Volleyball Stats							
BRIGHAM YOUNG Overall Team Statistics							
(as of Feb. 2, 2004)							
Overall record: 5-3 Conf: 3-1							
Home: 1-1 Away: 4-2 Neutral: 0-0							
TEAM STATISTICS		BYU		OPPONENTS			
ATTACK	Kills	586		532			
	Errors	220		217			
	Total Attacks	1167		1143			
	Attack Pct	.314		.267			
	Kills/Game	15.8		14.4			
SET	Assists	548		502			
	Assists/Game	14.5		13.6			
SERVE	Aces	31		39			
	Errors	172		160			
	Aces/Game	0.8		1.1			
SERVE RECEPTIONS							
	Errors	38		31			
	Errors/Game	1.0		0.8			
DEFENSE							
	Digs	297		283			
	Digs/Game	8.0		7.6			
BLOCKING							
	Block Solo	24		19			
	Block Assist	174		132			
	Total Blocks	111.0		85.0			
	Blocks Per Game	3.0		2.3			
	Block Errors	26		34			
BALL HANDLING ERRORS		10		7			
ATTENDANCE							
	Total	11504		4828			
	Dates/Avg Per Date	4/2876		6/805			
	Neutral site #/Avg	0/0					
	Current win streak	6		-			
	Home win streak	2		-			
MATCH WINS BY #GAMES		1	2	3	4	5	Total
BRIGHAM YOUNG		0	0	4	1	2	7
Opponents		0	0	2	0	1	3
GAMES WON BY GAME		1	2	3	4	5	Total
BRIGHAM YOUNG		7	7	5	2	2	23
Opponents		3	3	5	2	1	14
POINTS BY GAME		1	2	3	4	5	Total
BRIGHAM YOUNG		296	298	270	109	44	1017
Opponents		276	271	285	110	42	984

Season Outlook

As the BYU men's volleyball team enters its second season under Tom Peterson, the Cougars already have experience at the Final Four. Last season the team (23-7) showed tremendous composure, beating Penn State in the NCAA semifinals and battling Lewis in the championship match. Lewis edged the Cougars in the last two points of the fifth game, earning its first NCAA title.

"My first year at BYU was a great experience, a great year," Peterson said. "Although it's disappointing to lose, and it will hurt for awhile after seeing such good players lose, the players made it great for me to be here."

And the team is looking good going into the 2004 season. Even with the loss of three outside hitters, Rafael Paal, Jaime Mayol and Luka Slabe, the biggest strength for the Cougars this year continues to be their depth. BYU returns nine letterswinners and four players with significant starting experience. The Cougars hope to continue its winning tradition and return to the NCAA finals.

"I'm excited about the team cohesion and depth in place before the season starts," Peterson said. "We have strong leadership from our seniors and if we can stay healthy, we will be in position as a top team."

The following position-by-position look at the 2004 Cougars illustrates the potential for this year's team:

Outside Hitter

This position has suffered a loss with graduating seniors, but will be filled with a number of players: Jon Alleman, Fernando Pessoa and Steffin Rangel.

Jon Alleman, a second-team All-American and All-MPSF selection, was also a large contributor for BYU last year, recording double-digit kills in 25 of 30 matches. He led BYU in kills per game and kills on the season as an opposite-side hitter and posted two 30-kill matches. As a senior, Alleman returns to the squad as an experienced force for the Cougars, as he was a member of the 2001 national championship team and will be a potential starter in the outside-hitter position.

Fernando Pessoa, an All-MPSF selection and member of the 2001 national championship team, is another candidate to play outside hitter this season. Pessoa, a senior from Brazil, started as libero for the Cougars last season and led the team in digs per game (2.20). According to Peterson, "he has been working hard on the outside, plus he's one of our best passers."

Steffin Rangel is a sophomore who saw limited action last season, but his tremendous jumping ability will allow him to be a valuable asset for the Cougars. With more experience, Rangel will rotate in the line-up and add depth for the outside position.

Opposite

Senior Joe Hillman leads the parade of opposite-side hitters, as he will replace Alleman on the rightside. Hillman will be joined by redshirt freshman Enoc Cardona and sophomore Taylor Evans, making this position a strength to the Cougar offense.

Hillman, a transfer from Utah Valley State College, returns his senior year as the probable starter in the opposite position. Hillman competed in 21 games last season and recorded a personal-best .667 hitting percent (7-1-9) against Concordia. As a left-handed hitter, he has an advantage because the rightside saves him from having to hit across his body.

Redshirt freshman **Enoc Cardona** joins BYU for his first season. Cardona, a native of Puerto Rico, played for the San Juan club team back home and was a part of the 2002 Puerto Rican National Team. Peterson says Cardona is one of the most physical players on the team who could reach over 11'9" when he first came to BYU.

Taylor Evans, a sophomore who had shoulder surgery last season, has seen some playing time with the Cougars in pre-season matches. Evans is one of the shorter players on the team but makes up for it with his jumping ability and power. He is a versatile player who can play outside or opposite and will be able to step in where he is needed in the line-up.

Middle Blocker

The middle blocker position was hit with a huge blow and will be shuffled around this season due to injuries. Seniors Dave Hyte and Cory Carpenter as well as Aaron Ferre will be competing for time on the court this season.

Dave Hyte will be contributing in the middle and has experience playing last season when Chris Gorny broke his hand. Hyte registered a personal-best .750 hitting percentage against Penn State and has worked hard despite injuries in the preseason.

Cory Carpenter joins Hyte in the middle position and is gaining experience fast throughout the preseason matches. Carpenter has limited time playing in matches but has used his athleticism to learn fast and be a contributor for the Cougars.

Setter

All-American **Carlos Moreno** performed well as the starting setter for the Cougars for his second year, and will be a huge strength for the Cougars. As a sophomore, Moreno recorded the second-highest assists (1567) in BYU men's volleyball history for a single season. He also finished second on the team in serving with 33 aces, and added 123 digs and 102 kills.

Peterson is looking for Moreno to be even better this season with the experience he gained from last year and continue to be a leader on the court. Sophomore **Rob Neilson** will compete for playing time behind Moreno and might see time this year.

Libero

Senior **Shawn Olmstead** did very well last season as libero alongside Fernando Pessoa, but will probably be the lone libero for the 2004 season. Olmstead, a member of the 2001 National Championships team, registered 14 assists and 70 digs last season and recorded a season-best 12 digs against Pacific. He finished last season averaging 1.43 digs per game and will be a strong force behind the Cougar defense for the 2004 season.

Peterson said injuries have hindered some players in preseason practice, but others have stepped up to contribute to the team. And with so much depth at every position, Peterson will be able to pick from a variety of athletes to fill each position. During the preseason the team has worked with different lineups, and the coaches are still deciding which will work the best for them.

"I'm not that concerned about our offense," Peterson said. "We run a complicated offense with many options for hitting. If we can get guys to stay healthy and compete in practice, we will be able rank as a top team in the nation."

The depth at each position will prove beneficial on long road trips and when the team plays a lot of matches in a short period of time. The Cougars face a tough schedule in a tough conference, with matches lined up against defending national champion Lewis University, Pepperdine, USC and Stanford at home. In addition to facing top teams like Long Beach State and Hawai'i on the road, BYU will visit UC San Diego, UCLA, Ohio State and UC Irvine.


"The team chemistry has grown to be a strength for us and will help us this season," Peterson said. "The conference competition is brutal, but if we put it all together at the right time, we have as good a chance as anybody."

Carlos Moreno • 6-4 • Junior • Setter • Sao Paulo, Brazil

- One of two returning All-Americans and the only starter to play in the same position from last season.
- Moreno's career assists (3,385) rank fourth on BYU's all-time list. He needs 348 more assists to move ahead of Chris Pitzak (3,733).
- Moreno is averaging 13.12 assists per game and is tied for second on BYU's roster at 29 blocks on the season.

Season Averages

Games played: 34
 Kills per game: 0.88
 Assists per game: 13.12
 Aces per game: 0.12
 Digs per game: 1.24
 Blocks per game: 0.85
 Points per game: 1.46



Season and Career Highs

- Kills**
 Season: 6 vs CS Northridge, 1/17/04
 Career: 7 (twice) 1/31/03, 3/7/03
- Attempts**
 Season: 14 vs CS Northridge, 1/17/04
 Career: 14 (twice) 1/18/03, 1/17/04
- Hitting Percentage**
 Season: .600 (twice), 1/10/04, 1/24/04
 Career: 1.000 (5 of 5) vs USC, 1/25/02
- Assists**
 Season: 73 at Long Beach, 1/30/04
 Career: 84 vs. Stanford, 4/20/02
- Digs**
 Season: 8 at Long Beach, 1/30/04
 Career: 13 vs UCLA, 2/23/02
- Block Solo**
 Season: 1 (twice) 1/17/04, 1/30/04
 Career: 2 vs Penn State, 3/7/03
- Block Assist**
 Season: 7 at Ohio State, 1/24/04
 Career: 7 at Ohio State, 1/24/04
- Total Blocks**
 Season: 7 at Ohio State, 1/24/04
 Career: 7 at Ohio State, 1/24/04
- Aces**
 Season: 1 (four times)
 Career: 4 (twice), 2/1/02, 3/21/03

#5 CARLOS MORENO 2004 Match-by-Match

Date	Opponent	GP	ATTACK				Pct	SET			SERVE		PASS DEF			BLOCK			GEN		Team Hit%
			K	E	TA	Pct		A	SA	SE	RE	DIG	BS	BA	BE	Total	Points				
Jan 9, 2004	at Pepperdine	3	3	2	6	.167	35	0	3	0	0	0	3	0	0	0	3.0	4.5	.183		
Jan 10, 2004	at Pepperdine	3	3	0	5	.600	30	0	3	0	2	0	0	0	0	0.0	3.0	.224			
Jan 16, 2004	No. 5 CAL STATE NORTHRIDGE*	3	4	0	7	.571	42	0	2	0	6	0	3	0	0	3.0	5.5	.299			
Jan 17, 2004	No. 5 CAL STATE NORTHRIDGE*	5	6	3	14	.214	60	1	5	0	6	1	2	0	3.0	9.0	.262				
Jan 24, 2004	at No. 12 Ohio State	4	4	1	5	.600	52	1	4	0	6	0	7	0	7.0	8.5	.305				
Jan 28, 2004	at No. 2 Long Beach State*	5	2	1	7	.143	71	0	3	0	3	0	5	1	5.0	4.5	.379				
Jan 30, 2004	at No. 2 Long Beach State*	5	3	2	11	.019	73	0	3	0	8	1	4	1	5.0	6.0	.292				
Feb 6, 2004	No. 12 Pacific*	3	3	1	8	.250	42	1	4	0	7	0	1	0	1.0	4.5	.433				
Feb 7, 2004	No. 12 Pacific*	3	2	1	3	.333	41	1	4	0	4	0	2	0	2.0	4.0	.386				
Feb 20, 2004	No. 9 Stanford																				
Feb 21, 2004	No. 9 Stanford																				
Feb 26, 2004	at UC Irvine																				
Feb 28, 2004	at UC Irvine																				
Mar 5, 2004	UC Santa Barbara																				
Mar 6, 2004	UC Santa Barbara																				
Mar 12, 2004	Pepperdine																				
Mar 13, 2004	Pepperdine																				
Mar 18, 2004	Hawai'i																				
Mar 20, 2004	Hawai'i																				
Mar 26, 2004	Lewis																				
Mar 27, 2004	George Mason																				
Apr 2, 2004	UC San Diego																				
Apr 3, 2004	UC San Diego																				
Apr 8, 2004	UCLA																				
Apr 9, 2004	UCLA																				
Apr 15, 2004	USC																				
Apr 17, 2004	USC																				
Totals		34	30	11	66	.288	446	4	31	0	42	2	27	2	29.0	49.5	.314				

Chris Gorny • 6-4 • Senior • MB/OH • Palmdale, Calif.

- Returning middle blocker from last year's NCAA Runner-up team, Gorny recorded 90 total blocks and 1.02 per game in 2003.
- Gorny missed the first six matches due to an injury.
- He averaged 2.30 kills per game in the two matches against LBSU.

Season Averages

Games played: 16
 Kills per game: 2.50
 Assists per game: 0.00
 Aces per game: 0.00
 Digs per game: 0.31
 Blocks per game: 1.44
 Points per game: 3.31



Season and Career Highs

- Kills**
 Season: 12 at Long Beach, 1/28/04
 Career: 16 vs Stanford, 1/12/02
- Attempts**
 Season: 22 at Long Beach, 1/30/04
 Career: 26 vs Stanford, 1/12/02
- Hitting Percentage**
 Season: .667 vs. Pacific, 2/6/04
 Career: .846 vs. Hawai'i, 4/24/03
- Assists**
 Season: 0
 Career: 2 vs. Hawai'i, 4/24/03
- Digs**
 Season: 4 at Long Beach, 1/30/04
 Career: 5 (twice) 2/8/03, 4/11/03
- Block Solo**
 Season: 2 vs Pacific, 1/7/04
 Career: 3 at Long Beach, 2/8/02
- Block Assist**
 Season: 8 at Long Beach, 1/30/04
 Career: 9 vs Ball State, 3/16/02
- Total Blocks**
 Season: 9 at Long Beach, 1/30/04
 Career: 9 (three times)
- Aces**
 Season: 0
 Career: 4 (twice) 5/1/03, 1/18/02

#7 Chris Gorny 2004 Match-by-Match

Date	Opponent	GP	ATTACK				Pct	SET			SERVE		PASS DEF			BLOCK			GEN	
			K	E	TA	Pct		A	SA	SE	RE	DIG	BS	BA	BE	Total	Points			
Jan 28, 2004	at No. 2 Long Beach State*	5	12	2	17	.588	0	0	0	0	0	0	0	3	0	3.0	13.5			
Jan 30, 2004	at No. 2 Long Beach State*	5	11	2	22	.409	0	0	1	0	4	1	8	0	9.0	16.0				
Feb 6, 2004	No. 12 Pacific*	3	9	1	12	.667	0	0	1	0	1	0	3	0	3.0	10.5				
Feb 7, 2004	No. 12 Pacific*	3	8	1	15	.467	0	0	3	0	0	2	6	0	8.0	13.0				
Feb 20, 2004	No. 9 Stanford*																			
Feb 21, 2004	No. 9 Stanford*																			
Feb 26, 2004	at UC Irvine*																			
Feb 28, 2004	at UC Irvine*																			
Mar 5, 2004	UC Santa Barbara*																			
Mar 6, 2004	UC Santa Barbara*																			
Mar 12, 2004	Pepperdine*																			
Mar 13, 2004	Pepperdine*																			
Mar 18, 2004	Hawai'i*																			
Mar 20, 2004	Hawai'i*																			
Mar 26, 2004	Lewis																			
Mar 27, 2004	George Mason																			
Apr 2, 2004	UC San Diego*																			
Apr 3, 2004	UC San Diego*																			
Apr 8, 2004	UCLA*																			
Apr 9, 2004	UCLA*																			
Apr 15, 2004	USC*																			
Apr 17, 2004	USC*																			
Totals		10	23	4	39	.487	0	0	1	0	4	1	11	0	12.0	29.5				

Cory Carpenter • 6-7 • Senior • MB • Alpine, Utah

- First year playing with the Cougars
- Starting middle blocker for seven matches this season
- He is averaging 0.93 blocks per game, third best on the BYU's roster .

Season Averages

Games played: 28
 Kills per game: 0.86
 Assists per game: 0.04
 Aces per game: 0.04
 Digs per game: 0.14
 Blocks per game: 0.93
 Points per game: 1.46



Season and Career Highs

- Kills**
 Season: 6 vs CS Northridge, 1/17/04
 Career: 6 vs CS Northridge, 1/17/04
- Attempts**
 Season: 13 (twice) 1/17/04, 1/24/04
 Career: 13 (twice) 1/17/04, 1/24/04
- Hitting Percentage**
 Season: .833 at Ohio State, 1/23/04
 Career: .833 at Ohio State, 1/23/04
- Assists**
 Season: 1 at Ohio State, 1/23/04
 Career: 1 at Ohio State, 1/23/04
- Digs**
 Season: 2 vs CS Northridge, 1/16/04
 Career: 2 vs CS Northridge, 1/16/04
- Block Solo**
 Season: 3 at Pepperdine, 1/10/04
 Career: 3 at Pepperdine, 1/10/04
- Block Assist**
 Season: 6 vs CS Northridge, 1/16/04
 Career: 6 vs CS Northridge, 1/16/04
- Total Blocks**
 Season: 6 (twice), 1/09/04, 1/16/04
 Career: 6 (twice), 1/09/04, 1/16/04
- Aces**
 Season: 1 at Pepperdine, 1/9/04
 Career: 1 at Pepperdine, 1/9/04

#10 CORY CARPENTER 2004 Match-by-Match

Date	Opponent	GP	ATTACK					SET	SERVE			PASS	DEF	BLOCK			GEN	Points
			K	E	TA	Pct	A		SA	SE	RE			DIG	BS	BA		
Jan 09, 2004	at Pepperdine Waves	3	1	3	8	-.250	0	1	0	0	1	1	5	0	6.0	5.5		
Jan 10, 2004	at Pepperdine Waves	3	3	3	8	.000	0	0	4	0	0	3	0	1	3.0	6.0		
Jan 16, 2004	CAL STATE NORTHRIDGE	3	3	1	6	.333	0	0	2	0	2	0	6	1	6.0	6.0		
Jan 17, 2004	CAL STATE NORTHRIDGE	5	6	5	13	.077	0	0	5	0	0	0	4	1	4.0	8.0		
Jan 23, 2004	at Ohio State	3	5	0	6	.833	0	0	1	0	1	1	3	2	4.0	7.5		
Jan 24, 2004	at Ohio State	4	5	2	13	.231	1	0	1	0	0	1	1	1	2.0	6.5		
Jan 28, 2004	at Long Beach State	3	1	1	3	.000	0	0	1	0	0	0	1	1	1.0	1.5		
Jan 30, 2004	at Long Beach State	1	0	0	0	.000	0	0	0	0	0	0	0	0	0.0	0.0		
Feb 6, 2004	Pacific*	1	0	0	1	.000	0	0	0	0	0	0	0	0	0.0	0.0		
Feb 7, 2004	Pacific*	2	0	0	0	.000	0	0	0	0	0	0	0	0	0.0	0.0		
Feb 20, 2004	Stanford																	
Feb 21, 2004	Stanford																	
Feb 26, 2004	at UC Irvine																	
Feb 28, 2004	at UC Irvine																	
Mar 5, 2004	UC Santa Barbara																	
Mar 6, 2004	UC Santa Barbara																	
Mar 12, 2004	Pepperdine																	
Mar 13, 2004	Pepperdine																	
Mar 18, 2004	Hawai'i																	
Mar 20, 2004	Hawai'i																	
Mar 26, 2004	Lewis																	
Mar 27, 2004	George Mason																	
Apr 2, 2004	UC San Diego																	
Apr 3, 2004	UC San Diego																	
Apr 8, 2004	UCLA																	
Apr 9, 2004	UCLA																	
Apr 15, 2004	USC																	
Apr 17, 2004	USC																	
Totals		28	24	15	58	.158	1	1	14	0	4	6	20	7	26.0	41.0		

Joe Hillman • 6-7 • Senior • OPP • Las Vegas, Nevada

- Second year playing with the Cougars, first year starting as opposite side hitter
- Transfer from Utah Valley State College
- Third on BYU roster with 3.38 kills per game
- Tied for first for BYU with eight aces for the season, 0.24 per game

Season Averages

Games played: 34
 Kills per game: 3.38
 Assists per game: 0.35
 Aces per game: 0.24
 Digs per game: 0.88
 Blocks per game: 0.79
 Points per game: 4.04



Season and Career Highs

- Kills**
 Season: 21 vs CS Northridge, 1/16/04
 Career: 21 vs CS Northridge, 1/16/04
- Attempts**
 Season: 33 at Pepperdine, 1/9/04
 Career: 33 at Pepperdine, 1/9/04
- Hitting Percentage**
 Season: .389 at Pepperdine, 1/10/04
 Career: .667 vs Concordia, 3/5/03
- Assists**
 Season: 4 vs Pacific, 2/6/04
 Career: 4 vs Pacific, 2/6/04
- Digs**
 Season: 6 at Ohio State, 1/24/04
 Career: 6 at Ohio State, 1/24/04
- Block Solo**
 Season: 1 at Ohio State, 1/24/04
 Career: 1 at Ohio State, 1/24/04
- Block Assist**
 Season: 6 at Long Beach, 1/30/04
 Career: 6 at Long Beach, 1/30/04
- Total Blocks**
 Season: 6 at Long Beach, 1/30/04
 Career: 6 at Long Beach, 1/30/04
- Aces**
 Season: 4 at Ohio State, 1/23/04
 Career: 4 at Ohio State, 1/23/04

#11 Joe Hillman 2004 Match-by-Match

Date	Opponent	GP	ATTACK					SET	SERVE			PASS	DEF	BLOCK			GEN	Points
			K	E	TA	Pct	A		SA	SE	RE			DIG	BS	BA		
Jan 09, 2004	at Pepperdine Waves	3	17	5	33	.364	0	0	1	0	4	0	2	0	2.0	18.5		
Jan 10, 2004	at Pepperdine Waves	2	11	4	18	.389	0	0	1	1	2	0	1	0	1.0	11.5		
Jan 16, 2004	CAL STATE NORTHRIDGE*	3	21	11	37	.270	1	1	1	0	2	0	3	1	3.0	23.5		
Jan 17, 2004	CAL STATE NORTHRIDGE*	4	13	5	26	.308	0	0	2	0	1	0	1	0	1.0	13.0		
Jan 23, 2004	at Ohio State	3	10	5	24	.208	2	4	3	0	0	0	0	0	0.0	14.0		
Jan 24, 2004	at Ohio State	4	10	7	28	.107	0	0	4	0	6	1	2	0	3.0	12.0		
Jan 28, 2004	at Long Beach State*	5	14	4	29	.345	1	2	1	0	5	0	3	0	3.0	17.5		
Jan 30, 2004	at Long Beach State*	4	4	5	18	-.056	2	1	2	0	4	0	6	0	6.0	8.0		
Feb 6, 2004	Pacific*	3	7	4	13	.231	4	0	2	0	4	0	3	0	3.0	8.5		
Feb 7, 2004	Pacific*	3	8	4	17	.235	2	0	1	0	2	1	4	1	5.0	11.0		
Feb 20, 2004	Stanford*																	
Feb 21, 2004	Stanford*																	
Feb 26, 2004	at UC Irvine*																	
Feb 28, 2004	at UC Irvine*																	
Mar 5, 2004	UC Santa Barbara*																	
Mar 6, 2004	UC Santa Barbara*																	
Mar 12, 2004	Pepperdine*																	
Mar 13, 2004	Pepperdine*																	
Mar 18, 2004	Hawai'i*																	
Mar 20, 2004	Hawai'i*																	
Mar 26, 2004	Lewis																	
Mar 27, 2004	George Mason																	
Apr 2, 2004	UC San Diego*																	
Apr 3, 2004	UC San Diego*																	
Apr 8, 2004	UCLA*																	
Apr 9, 2004	UCLA*																	
Apr 15, 2004	USC*																	
Apr 17, 2004	USC*																	
Totals		34	115	54	243	.251	12	8	18	1	30	2	25	2	27.0	137.5		

Jonathan Alleman • 6-4 • Senior • OH • Yorba Linda, Calif.

- All-American Alleman returns as a veteran player and member of the 2001 National Championship team
- Led BYU last season with 3.93 kills per game
- Third on BYU roster with 1.49 digs per game
- Has played in all 37 games this year, second on team in kills (3.46)

Season Averages

Games played: 37
 Kills per game: 3.46
 Assists per game: 0.46
 Aces per game: 0.03
 Digs per game: 1.49
 Blocks per game: 0.62
 Points per game: 3.82



Season and Career Highs

Kills
 Season: 20 at Long Beach, 1/30/04
 Career: 30 (twice) 1/17/03, 1/18/03

Attempts
 Season: 44 at Long Beach, 1/30/04
 Career: 48 at Stanford, 1/17/03

Hitting Percentage
 Season: .667 vs Pacific, 2/6/04
 Career: .684 at USC, 3/1/03

Assists
 Season: 5 vs CS Northridge, 1/16/04
 Career: 5 (twice), 1/16/04, 1/18/03

Digs
 Season: 11 at Long Beach, 1/30/04
 Career: 13 vs Hawai'i (2003 MPSF Tour)

Block Solo
 Season: 1 at Long Beach, 1/30/04
 Career: 2 vs UCLA, 2/1/03

Block Assist
 Season: 5 (twice), 1/17/04, 1/28/04
 Career: 6 (twice), 3/21/03, 3/28/03

Total Blocks
 Season: 5 (three times)
 Career: 6 (twice), 3/21/03, 3/28/03

Aces
 Season: 1 at Long Beach, 1/28/04
 Career: 5 vs UC San Diego, 2/9/01

#12 JONATHAN ALLEMAN 2004 Match-by-Match

Date	Opponent	GP	ATTACK				SET	SERVE		PASS	DEF	BLOCK			GEN		Points
			K	E	TA	Pct		A	SA			SE	RE	DIG	BS	BA	
Jan 09, 2004	at Pepperdine Waves	3	10	4	21	.286	0	0	3	2	6	0	1	0	1.0	10.5	
Jan 10, 2004	at Pepperdine Waves	3	5	1	10	.400	1	0	3	2	1	0	0	0	0.0	5.0	
Jan 16, 2004	CAL STATE NORTHRIDGE*	3	13	4	27	.333	5	0	1	0	1	0	1	0	1.0	13.5	
Jan 17, 2004	CAL STATE NORTHRIDGE*	5	16	7	35	.257	1	0	2	1	5	0	5	1	5.0	18.5	
Jan 23, 2004	at Ohio State	3	4	3	20	.050	0	0	0	4	5	0	0	0	0.0	4.0	
Jan 24, 2004	at Ohio State	4	16	2	31	.452	2	0	1	1	7	0	2	0	2.0	17.0	
Jan 28, 2004	at Long Beach State*	5	17	7	32	.312	3	1	1	0	7	0	5	0	5.0	20.5	
Jan 30, 2004	at Long Beach State*	5	20	6	44	.318	2	0	3	3	11	1	4	2	5.0	23.0	
Feb 6, 2004	Pacific*	3	16	2	21	.667	3	0	2	1	7	1	12	0	3.0	18.0	
Feb 7, 2004	Pacific*	3	11	2	16	.562	0	0	2	0	5	0	1	0	1.0	11.5	
Feb 20, 2004	Stanford*																
Feb 21, 2004	Stanford*																
Feb 26, 2004	at UC Irvine*																
Feb 28, 2004	at UC Irvine*																
Mar 5, 2004	UC Santa Barbara*																
Mar 6, 2004	UC Santa Barbara*																
Mar 12, 2004	Pepperdine*																
Mar 13, 2004	Pepperdine*																
Mar 18, 2004	Hawai'i*																
Mar 20, 2004	Hawai'i*																
Mar 26, 2004	Lewis																
Mar 27, 2004	George Mason																
Apr 2, 2004	UC San Diego*																
Apr 3, 2004	UC San Diego*																
Apr 8, 2004	UCLA*																
Apr 9, 2004	UCLA*																
Apr 15, 2004	USC*																
Apr 17, 2004	USC*																
Totals		37	128	38	257	.350	17	1	18	14	55	2	51	3	23.0	141.5	

Rob Neilson • 6-3 • Soph. • Setter • Pacific Palisades, Calif.

- Neilson is BYU's back-up setter to Moreno
- Recorded his career-high 41 assists against Ohio State this season
- Comes in as a serving specialist
- Has played in all 22 games this year

Season Averages

Games played: 22
 Kills per game: 0.23
 Assists per game: 1.86
 Aces per game: 0.00
 Digs per game: 0.45
 Blocks per game: 0.09
 Points per game: 0.27



Season and Career Highs

Kills
 Season: 5 at Ohio State, 1/23/04
 Career: 5 at Ohio State, 1/23/04

Attempts
 Season: 7 at Ohio State, 1/23/04
 Career: 7 at Ohio State, 1/23/04

Hitting Percentage
 Season: .571 at Ohio State, 1/23/04
 Career: .571 at Ohio State, 1/23/04

Assists
 Season: 41 at Ohio State, 1/23/04
 Career: 41 at Ohio State, 1/23/04

Digs
 Season: 6 at Ohio State, 1/23/04
 Career: 6 at Ohio State, 1/23/04

Block Solo
 Season: 0
 Career: 0

Block Assist
 Season: 2 at Ohio State, 1/23/04
 Career: 2 at Ohio State, 1/23/04

Total Blocks
 Season: 2 at Ohio State, 1/23/04
 Career: 2 at Ohio State, 1/23/04

Aces
 Season: 0
 Career: 0

#14 ROB NEILSON 2004 Match-by-Match

Date	Opponent	GP	ATTACK				SET	SERVE		PASS	DEF	BLOCK			GEN		Team Hit%
			K	E	TA	Pct		A	SA			SE	RE	DIG	BS	BA	
Jan 10, 2004	at Pepperdine Waves	1	0	0	0	.000	0	0	0	0	0	0	0	0	0.0	0.0	
Jan 16, 2004	CAL STATE NORTHRIDGE*	3	0	0	0	.000	0	1	2	0	0	0	0	0	0.0	0.0	
Jan 17, 2004	CAL STATE NORTHRIDGE*	4	0	0	0	.000	0	0	0	0	0	0	0	0	0.0	0.0	
Jan 23, 2004	at Ohio State	3	5	1	7	.571	41	0	2	0	6	0	2	2	2.0	6.0	
Jan 24, 2004	at Ohio State	3	0	0	0	.000	0	0	1	0	1	0	0	0	0.0	0.0	
Jan 28, 2004	at Long Beach State*	5	0	0	0	.000	0	0	0	1	0	0	0	0	0.0	0.0	
Jan 30, 2004	at Long Beach State*	3	0	0	0	.000	0	0	0	0	0	0	0	0	0.0	0.0	
Feb 6, 2004	Pacific*																
Feb 7, 2004	Pacific*																
Feb 20, 2004	Stanford*																
Feb 21, 2004	Stanford*																
Feb 26, 2004	at UC Irvine*																
Feb 28, 2004	at UC Irvine*																
Mar 5, 2004	UC Santa Barbara*																
Mar 6, 2004	UC Santa Barbara*																
Mar 12, 2004	Pepperdine*																
Mar 13, 2004	Pepperdine*																
Mar 18, 2004	Hawai'i*																
Mar 20, 2004	Hawai'i*																
Mar 26, 2004	Lewis																
Mar 27, 2004	George Mason																
Apr 2, 2004	UC San Diego*																
Apr 3, 2004	UC San Diego*																
Apr 8, 2004	UCLA*																
Apr 9, 2004	UCLA*																
Apr 15, 2004	USC*																
Apr 17, 2004	USC*																
Totals		22	5	1	7	.517	41	0	4	0	10	0	2	2	2.0	6.0	.375

Shawn Olmstead • 6-2 • Senior • LIB • Carpinteria, Calif.

- Olmstead returns for the 2004 season as the lone libero
- Member of the 2001 National Championship team
- Recorded his season-high 10 digs against Long Beach
- Leads BYU in digs, with 58 on the season and 1.57 digs per game
- Has played in all 37 games this year

Season Averages

Games played: 37
 Kills per game: 0.00
 Assists per game: 0.30
 Aces per game: 0.00
 Digs per game: 1.57
 Blocks per game: 0.00
 Points per game: 0.00



Season and Career Highs

- Assists**
 Season: 2 vs CS Northridge, 2/17/04
 Career: 3 (twice), 1/31/03, 2/7/03
- Digs**
 Season: 10 at Long Beach, 1/30/04
 Career: 12 at Pacific, 1/21/03
- Block Solo**
 Season: 0
 Career: 0
- Block Assist**
 Season: 0
 Career: 0
- Total Blocks**
 Season: 0
 Career: 0
- Aces**
 Season: 0
 Career: 0

#15 SHAWN OLMSTEAD 2004 Match-by-Match

Date	Opponent	GP	ATTACK			Pct	SET			SERVE			PASS		DEF		BLOCK		GEN		Points
			K	E	TA		A	SA	SE	RE	DIG	BS	BA	BE	Total						
Jan 09, 2004	at Pepperdine Waves	3	0	0	0	.000	1	0	0	2	5	0	0	0	0	0	0	0	0	0.0	0.0
Jan 10, 2004	at Pepperdine Waves	3	0	0	0	.000	0	0	0	1	4	0	0	0	0	0	0	0	0	0.0	0.0
Jan 16, 2004	CAL STATE NORTHRIDGE*	3	0	0	0	.000	1	0	0	1	6	0	0	0	0	0	0	0	0	0.0	0.0
Jan 17, 2004	CAL STATE NORTHRIDGE*	5	0	0	0	.000	2	0	0	0	7	0	0	0	0	0	0	0	0	0.0	0.0
Jan 23, 2004	at Ohio State	3	0	0	0	.000	1	0	0	3	6	0	0	0	0	0	0	0	0	0.0	0.0
Jan 24, 2004	at Ohio State	4	0	0	0	.000	1	0	0	0	9	0	0	0	0	0	0	0	0	0.0	0.0
Jan 28, 2004	at Long Beach State*	5	0	0	0	.000	1	0	0	4	7	0	0	0	0	0	0	0	0	0.0	0.0
Jan 30, 2004	at Long Beach State*	5	0	0	0	.000	1	0	0	2	10	0	0	0	0	0	0	0	0	0.0	0.0
Feb 6, 2004	Pacific*	3	0	0	0	.000	1	0	0	0	1	0	0	0	0	0	0	0	0	0.0	0.0
Feb 7, 2004	Pacific*	3	0	0	0	.000	2	0	0	0	3	0	0	0	0	0	0	0	0	0.0	0.0
Feb 20, 2004	Stanford*																				
Feb 21, 2004	Stanford*																				
Feb 26, 2004	at UC Irvine*																				
Feb 28, 2004	at UC Irvine*																				
Mar 5, 2004	UC Santa Barbara*																				
Mar 6, 2004	UC Santa Barbara*																				
Mar 12, 2004	Pepperdine*																				
Mar 13, 2004	Pepperdine*																				
Mar 18, 2004	Hawai'i*																				
Mar 20, 2004	Hawai'i*																				
Mar 26, 2004	Lewis																				
Mar 27, 2004	George Mason																				
Apr 2, 2004	UC San Diego*																				
Apr 3, 2004	UC San Diego*																				
Apr 8, 2004	UCLA*																				
Apr 9, 2004	UCLA*																				
Apr 15, 2004	USC*																				
Apr 17, 2004	USC*																				
Totals		37	0	0	1	.000	11	0	0	13	58	0	0	0	0	0	0	0	0.0	0.0	

Fernando Pessoa • 6-4 • Senior • OH • Rio de Janeiro, Brazil

- Pessoa has switched positions from libero to outside hitter this season
- Member of the 2001 National Championship team
- Recorded his career-high 22 kills against Long Beach last week
- Leads BYU in kills with 3.77 per game, 132 kills for the season
- Second on BYU in digs, with 53 on the season and 1.51 digs per game
- AVCA National Player of the Week (Jan. 19-23)
- MPSF Player of the Week (Feb. 2-6)

Season Averages

Games played: 35
 Kills per game: 3.77
 Assists per game: 0.34
 Aces per game: 0.20
 Digs per game: 1.51
 Blocks per game: 0.63
 Points per game: 4.33



Season and Career Highs

- Kills**
 Season: 22 at Long Beach, 1/30/04
 Career: 22 at Long Beach, 1/30/04
- Attempts**
 Season: 45 at Long Beach, 1/30/04
 Career: 45 at Long Beach, 1/30/04
- Hitting Percentage**
 Season: .500 vs CS Northridge, 1/17/04
 Career: .500 vs CS Northridge, 1/17/04
- Assists**
 Season: 4 vs CS Northridge, 1/17/04
 Career: 5 at UCLA, 2/23/02
- Digs**
 Season: 10 vs CS Northridge, 1/17/04
 Career: 16 at UCLA, 2/23/02
- Block Solo**
 Season: 2 at Long Beach, 1/28/04
 Career: 2 at Long Beach, 1/28/04
- Block Assist**
 Season: 4 (twice) 1/16/04, 1/17/04
 Career: 4 (twice) 1/16/04, 1/17/04
- Total Blocks**
 Season: 4 (three times)
 Career: 4 (three times)
- Aces**
 Season: 2 (twice) 1/28/04, 2/6/04
 Career: 2 at Long Beach, 1/28/04

#17 FERNANDO PESSOA 2004 Match-by-Match


Date	Opponent	GP	ATTACK SET			Pct	SERVE			PASS		DEF		BLOCK		GEN		Points
			K	E	TA		A	SA	SE	RE	DIG	BS	BA	BE	Total			
Jan 09, 2004	at Pepperdine Waves	3	5	5	13	.000	0	1	2	0	3	0	0	0	0	0	0	6.0
Jan 10, 2004	at Pepperdine Waves	2	2	5	9	-.333	0	1	1	1	3	0	0	0	0	0	0	3.0
Jan 16, 2004	CAL STATE NORTHRIDGE*	3	11	4	21	.333	3	0	5	0	8	0	4	1	4	0	13.0	
Jan 17, 2004	CAL STATE NORTHRIDGE*	5	18	4	28	.500	4	0	3	2	10	0	4	0	4	0	20.0	
Jan 23, 2004	at Ohio State	3	19	4	33	.455	2	0	4	0	1	0	2	0	2	0	20.0	
Jan 24, 2004	at Ohio State	3	15	3	26	.462	0	1	2	0	3	1	2	0	3	0	18.0	
Jan 28, 2004	at Long Beach State*	5	20	8	39	.308	1	2	7	2	9	2	2	0	4	0	25.0	
Jan 30, 2004	at Long Beach State*	5	22	8	45	.311	1	0	4	0	8	0	3	0	3	0	23.5	
Feb 6, 2004	Pacific*	3	12	5	20	.350	1	2	3	1	5	0	2	0	2	0	15.0	
Feb 7, 2004	Pacific*	3	8	4	13	.308	0	0	3	0	3	0	0	2	0	0	8.0	
Feb 20, 2004	Stanford*																	
Feb 21, 2004	Stanford*																	
Feb 26, 2004	at UC Irvine*																	
Feb 28, 2004	at UC Irvine*																	
Mar 5, 2004	UC Santa Barbara*																	
Mar 6, 2004	UC Santa Barbara*																	
Mar 12, 2004	Pepperdine*																	
Mar 13, 2004	Pepperdine*																	
Mar 18, 2004	Hawai'i*																	
Mar 20, 2004	Hawai'i*																	
Mar 26, 2004	Lewis																	
Mar 27, 2004	George Mason																	
Apr 2, 2004	UC San Diego*																	
Apr 3, 2004	UC San Diego*																	
Apr 8, 2004	UCLA*																	
Apr 9, 2004	UCLA*																	
Apr 15, 2004	USC*																	
Apr 17, 2004	USC*																	
Totals		35	132	50	247	.332	12	7	34	6	53	3	19	3	22	0	151.5	

Victor Batista • 6-6 • Soph. • MB • Tamayo, Dominican Rep.

- Joined the team in January
- Hit two solid matches against Long Beach, 18 kills each
- Ranked 2nd in MPSF play for hitting percentage, .522
- Second at BYU in blocking with 1.21 per game

Season Averages

Games played: 23
 Kills per game: 2.74
 Assists per game: 0.13
 Aces per game: 0.22
 Digs per game: 0.57
 Blocks per game: 1.35
 Points per game: 3.47



18 VICTOR BATISTA 2003 Match-by-Match

Date	Opponent	GP	ATTACK			Pct	SET		SERVE			PASS DEF			BLOCK			GEN	
			K	E	TA		A	SA	SE	RE	DIG	BS	BA	BE	Total	Points			
Jan 10, 2004	at Pepperdine Waves	1	3	2	7	.143	0	0	3	1	1	0	0	1	0.0	3.0			
Jan 17, 2004	CAL STATE NORTHRIDGE	5	6	0	7	.857	0	1	2	0	2	0	6	1	6.0	10.0			
Jan 23, 2004	at Ohio State	3	9	0	14	.643	0	1	3	0	1	1	2	1	3.0	12.0			
Jan 24, 2004	at Ohio State	4	9	2	20	.350	3	1	5	0	2	2	7	1	9.0	15.5			
Jan 28, 2004	at Long Beach*	5	18	3	26	.577	0	1	6	0	2	0	5	1	5.0	21.5			
Jan 30, 2004	at Long Beach*	5	18	3	36	.417	0	1	4	0	5	2	6	0	8.0	24.0			
Feb 6, 2004	Pacific*																		
Feb 7, 2004	Pacific*																		
Feb 20, 2004	Stanford*																		
Feb 21, 2004	Stanford*																		
Feb 26, 2004	at UC Irvine*																		
Feb 28, 2004	at UC Irvine*																		
Mar 5, 2004	UC Santa Barbara*																		
Mar 6, 2004	UC Santa Barbara*																		
Mar 12, 2004	Pepperdine*																		
Mar 13, 2004	Pepperdine*																		
Mar 18, 2004	Hawai'i*																		
Mar 20, 2004	Hawai'i*																		
Mar 26, 2004	Lewis																		
Mar 27, 2004	George Mason																		
Apr 2, 2004	UC San Diego*																		
Apr 3, 2004	UC San Diego*																		
Apr 8, 2004	UCLA*																		
Apr 9, 2004	UCLA*																		
Apr 15, 2004	USC*																		
Apr 17, 2004	USC*																		
Totals		23	63	10	110	.482	3	5	23	1	13	5	26	5	31.0	86.0			

Season and Career Highs

- Kills**
 Season: 18 (twice) Long Beach
 Career: 18 (twice) Long Beach
- Attempts**
 Season: 36 at Long Beach, 1/30/04
 Career: 36 at Long Beach, 1/30/04
- Hitting Percentage**
 Season: .577 at Long Beach, 1/28/04
 Career: .577 at Long Beach, 1/28/04
- Assists**
 Season: 3 at Ohio State, 1/24/04
 Career: 3 at Ohio State, 1/24/04
- Digs**
 Season: 5 at Long Beach, 1/30/04
 Career: 5 at Long Beach, 1/30/04
- Block Solo**
 Season: 2 twice, 1/24/04, 1/30/04
 Career: 2 twice, 1/24/04, 1/30/04
- Block Assist**
 Season: 7 at Ohio State, 1/24/04
 Career: 7 at Ohio State, 1/24/04
- Total Blocks**
 Season: 9 at Ohio State, 1/24/04
 Career: 9 at Ohio State, 1/24/04
- Aces**
 Season: 1 (five times)
 Career: 1 (five times)

Aaron Ferre • 6-8 • Freshman • MB • Sandy, Utah

- First year with the Cougars, rotated in as middle at the beginning of the season
- Recorded 3 kills against Cal State Northridge at home, Jan. 16

Season Averages

Games played: 12
 Kills per game: 0.50
 Assists per game: 0.00
 Aces per game: 0.08
 Digs per game: 0.50
 Blocks per game: 0.42
 Points per game: 0.79



#6 AARON FERRE 2004 Match-by-Match

Date	Opponent	GP	K	E	ATTACK SET		SERVE		PASS DEF			BLOCK			GEN	
					TA	Pct	A	SA	SE	RE	DIG	BS	BA	BE	Total	Points
Jan 09, 2004	at Pepperdine Waves	3	2	1	5	.200	0	1	3	0	2	0	1	0	1.0	3.5
Jan 10, 2004	at Pepperdine Waves	2	1	1	3	.000	0	0	0	1	0	0	0	0	0.0	1.0
Jan 16, 2004	CAL STATE NORTHRIDGE*	3	3	3	9	.000	1	0	4	0	3	0	3	0	3.0	4.5
Jan 17, 2004	CAL STATE NORTHRIDGE*	2	0	2	2	-1.00	0	0	2	0	1	0	1	0	1.0	0.5
Jan 23, 2004	at Ohio State	1	0	0	0	.000	0	0	0	0	0	0	0	0	0.0	0.0
Jan 24, 2004	at Ohio State	1	0	0	0	.000	0	0	0	0	0	0	0	0	0.0	0.0
Feb 6, 2004	Pacific*															
Feb 7, 2004	Pacific*															
Feb 20, 2004	Stanford*															
Feb 21, 2004	Stanford*															
Feb 26, 2004	at UC Irvine*															
Feb 28, 2004	at UC Irvine*															
Mar 5, 2004	UC Santa Barbara*															
Mar 6, 2004	UC Santa Barbara*															
Mar 12, 2004	Pepperdine*															
Mar 13, 2004	Pepperdine*															
Mar 18, 2004	Hawai'i*															
Mar 20, 2004	Hawai'i*															
Mar 26, 2004	Lewis															
Mar 27, 2004	George Mason															
Apr 2, 2004	UC San Diego*															
Apr 3, 2004	UC San Diego*															
Apr 8, 2004	UCLA*															
Apr 9, 2004	UCLA*															
Apr 15, 2004	USC*															
Apr 17, 2004	USC*															
Totals		12	6	7	19	-.053	1	1	9	1	6	0	5	0	5.0	9.5

Season and Career Highs


- Kills**
 Season: 3 vs CS Northridge, 1/16/04
 Career: 3 vs CS Northridge, 1/16/04
- Attempts**
 Season: 9 vs CS Northridge, 1/16/04
 Career: 9 vs CS Northridge, 1/16/04
- Hitting Percentage**
 Season: .200 at Pepperdine, 1/9/04
 Career: .200 at Pepperdine, 1/9/04
- Assists**
 Season: 1 vs CS Northridge, 1/16/04
 Career: 1 vs CS Northridge, 1/16/04
- Digs**
 Season: 3 vs CS Northridge, 1/16/04
 Career: 3 vs CS Northridge, 1/16/04
- Block Solo**
 Season: 0
 Career: 0
- Block Assist**
 Season: 3 vs CS Northridge, 1/16/04
 Career: 3 vs CS Northridge, 1/16/04
- Total Blocks**
 Season: 3 vs CS Northridge, 1/16/04
 Career: 3 vs CS Northridge, 1/16/04
- Aces**
 Season: 1 vs CS Northridge, 1/16/04
 Career: 1 vs CS Northridge, 1/16/04

Taylor Evans • 6-2 • Soph. • OPP/OH • Alamo, Calif.

- First year to play with the Cougars, sat out last season because of shoulder surgery
- Hit a person-best six kills against Cal State Northridge
- Rotates in behind Joe Hillman

Season Averages

Games played: 13
 Kills per game: 1.00
 Assists per game: 0.15
 Aces per game: 0.08
 Digs per game: 0.69
 Blocks per game: 0.31
 Points per game: 1.27



#20 TAYLOR EVANS 2004 Match-by-Match

Date	Opponent	GP	K	E	ATTACK SET		SERVE		PASS DEF			BLOCK			GEN	
					TA	Pct	A	SA	SE	RE	DIG	BS	BA	BE	Total	Points
Jan 09, 2004	at Pepperdine Waves	2	3	2	8	.125	0	1	1	0	2	1	1	0	2.0	5.5
Jan 17, 2004	CAL STATE NORTHRIDGE*	4	6	5	14	.071	1	0	0	0	2	0	1	0	1.0	6.5
Jan 23, 2004	at Ohio State	2	0	0	0	.000	0	0	1	0	2	0	0	0	0.0	0.0
Jan 24, 2004	at Ohio State	1	0	2	2	-1.000	0	0	0	0	1	0	0	0	0.0	0.0
Jan 28, 2004	at Long Beach State*	1	0	0	0	.000	0	0	0	0	0	0	0	0	0.0	0.0
Jan 30, 2004	at Long Beach State*	3	4	2	9	.222	1	0	0	0	2	0	1	0	1.0	4.5
Feb 6, 2004	Pacific*															
Feb 7, 2004	Pacific*															
Feb 20, 2004	Stanford*															
Feb 21, 2004	Stanford*															
Feb 26, 2004	at UC Irvine*															
Feb 28, 2004	at UC Irvine*															
Mar 5, 2004	UC Santa Barbara*															
Mar 6, 2004	UC Santa Barbara*															
Mar 12, 2004	Pepperdine*															
Mar 13, 2004	Pepperdine*															
Mar 18, 2004	Hawai'i*															
Mar 20, 2004	Hawai'i*															
Mar 26, 2004	Lewis															
Mar 27, 2004	George Mason															
Apr 2, 2004	UC San Diego*															
Apr 3, 2004	UC San Diego*															
Apr 8, 2004	UCLA*															
Apr 9, 2004	UCLA*															
Apr 15, 2004	USC*															
Apr 17, 2004	USC*															
Totals		13	13	11	33	.061	2	1	2	0	9	1	3	0	4.0	16.5

Season and Career Highs


- Kills**
 Season: 6 vs CS Northridge, 1/17/04
 Career: 6 vs CS Northridge, 1/17/04
- Attempts**
 Season: 14 vs CS Northridge, 1/17/04
 Career: 14 vs CS Northridge, 1/17/04
- Hitting Percentage**
 Season: .071 vs CS Northridge, 1/17/04
 Career: .071 vs CS Northridge, 1/17/04
- Assists**
 Season: 1 twice
 Career: 1 twice
- Digs**
 Season: 2 (four times)
 Career: 2 (four times)
- Block Solo**
 Season: 1 at Pepperdine, 1/9/04
 Career: 1 at Pepperdine, 1/9/04
- Block Assist**
 Season: 1 (three times)
 Career: 1 (three times)
- Total Blocks**
 Season: 2 at Pepperdine, 1/9/04
 Career: 2 at Pepperdine, 1/9/04
- Aces**
 Season: 1 twice
 Career: 1 twice

Dave Hyte • 6-8 • Sr. • MB • Las Vegas, Nev.

- Has missed matches this season due to injury
- Hit a person-best 12 kills against Penn State last season
- Rotates in middle position

Season Averages

Games played: 4
 Kills per game: 1.00
 Assists per game: 0.00
 Aces per game: 0.00
 Digs per game: 0.00
 Blocks per game: 0.25
 Points per game: 1.12



#8 DAVE HYTE 2004 Match-by-Match

Date	Opponent	GP	K	E	ATTACK		SET	SERVE		PASS DEF			BLOCK			GEN	
					TA	Pct		A	SA	SE	RE	DIG	BS	BA	BE	Total	Points
Jan 09, 2004	at Pepperdine	1	1	0	3	.333	0	0	0	0	0	0	0	0	0.0	1.0	
Jan 10, 2004	at Pepperdine	3	3	0	3	1.000	0	0	0	0	0	0	1	0	1.0	3.5	
Feb 6, 2004	Pacific*																
Feb 7, 2004	Pacific*																
Feb 20, 2004	Stanford*																
Feb 21, 2004	Stanford*																
Feb 26, 2004	at UC Irvine*																
Feb 28, 2004	at UC Irvine*																
Mar 5, 2004	UC Santa Barbara*																
Mar 6, 2004	UC Santa Barbara*																
Mar 12, 2004	Pepperdine*																
Mar 13, 2004	Pepperdine*																
Mar 18, 2004	Hawai'i*																
Mar 20, 2004	Hawai'i*																
Mar 26, 2004	Lewis																
Mar 27, 2004	George Mason																
Apr 2, 2004	UC San Diego*																
Apr 3, 2004	UC San Diego*																
Apr 8, 2004	UCLA*																
Apr 9, 2004	UCLA*																
Apr 15, 2004	USC*																
Apr 17, 2004	USC*																
Totals		4	4	0	6	.667	0	0	0	0	0	0	1	0	1.0	4.5	

Season and Career Highs

- Kills**
 Season: 3 at Pepperdine, 1/10/04
 Career: 12 vs Penn State, 3/8/03
- Attempts**
 Season: 3 (twice)
 Career: 16 (twice), 3/8/03, 3/14/03
- Hitting Percentage**
 Season: 0
 Career: .750 vs Penn State, 3/8/03
- Assists**
 Season: 0
 Career: 1 vs UC Irvine, 3/14/03
- Digs**
 Season: 0
 Career: 4 at CS Northridge, 3/22/03
- Block Solo**
 Season: 0
 Career: 1 Penn State 3/7/03
- Block Assist**
 Season: 1 at Pepperdine, 1/10/04
 Career: 5 (twice)
- Total Blocks**
 Season: 1 at Pepperdine, 1/10/04
 Career: 5 (twice)
- Aces**
 Season: 0
 Career: 1 (three times)

Steffin Rangel • 6-5 • Soph. • OH • Huntington Beach, Calif.

- Second year with the Cougars, outside hitter reserve
- Recorded his best 5 kills against Concordia last year

Season Averages

Games played: 9
 Kills per game: 1.00
 Assists per game: 0.11
 Aces per game: 0.11
 Digs per game: 0.78
 Blocks per game: 0.33
 Points per game: 1.33



Season and Career Highs

Kills

Season: 2 at Ohio State, 1/24/04
 Career: 5 vs Concordia, 3/5/03

Attempts

Season: 6 at Ohio State, 1/24/04
 Career: 9 vs Concordia, 3/5/03

Hitting Percentage

Season: .000
 Career: .333 vs Concordia, 3/5/03

Assists

Season: 0
 Career: 0

Digs

Season: 2 (twice)
 Career: 2 (twice)

Block Solo

Season: 0
 Career: 0

Block Assist

Season: 1 at Ohio State, 1/24/04
 Career: 1 at Ohio State, 1/24/04

Total Blocks

Season: 1 at Ohio State, 1/24/04
 Career: 1 at Ohio State, 1/24/04

Aces

Season: 1 vs Concordia, 3/5/03
 Career: 1 vs Concordia, 3/5/03

#2 Steffin Rangel 2004 Match-by-Match


Date	Opponent	GP	K	E	ATTACK SET		SERVE		PASS DEF			BLOCK			GEN		Points
					TA	Pct	A	SA	SE	RE	DIG	BS	BA	BE	Total		
Jan 09, 2004	at Pepperdine Waves	2	0	1	2	-.500	0	0	1	0	1	0	0	0	0	0.0	0.0
Jan 10, 2004	at Pepperdine Waves	1	0	1	2	-.500	0	0	0	0	0	0	0	0	0.0	0.0	
Jan 16, 2004	CAL STATE NORTHRIDGE	2	0	0	0	.000	0	0	1	0	0	0	0	0	0.0	0.0	
Jan 23, 2004	at Ohio State	1	0	0	0	.000	0	0	1	0	2	0	1	0	1.0	0.5	
Jan 24, 2004	at Ohio State	1	2	2	6	.000	0	0	1	0	2	0	0	0	0.0	2.0	
Feb 6, 2004	Pacific*																
Feb 7, 2004	Pacific*																
Feb 20, 2004	Stanford*																
Feb 21, 2004	Stanford*																
Feb 26, 2004	at UC Irvine*																
Feb 28, 2004	at UC Irvine*																
Mar 5, 2004	UC Santa Barbara*																
Mar 6, 2004	UC Santa Barbara*																
Mar 12, 2004	Pepperdine*																
Mar 13, 2004	Pepperdine*																
Mar 18, 2004	Hawai'i*																
Mar 20, 2004	Hawai'i*																
Mar 26, 2004	Lewis																
Mar 27, 2004	George Mason																
Apr 2, 2004	UC San Diego*																
Apr 3, 2004	UC San Diego*																
Apr 8, 2004	UCLA*																
Apr 9, 2004	UCLA*																
Apr 15, 2004	USC*																
Apr 17, 2004	USC*																
Totals		7	2	4	10	-.200	0	0	4	0	3	0	1	0	1.0	2.5	

Enoc Cardona • 6-6 • Freshman • OPP • Aguada, Puerto Rico

- Redshirt freshman, first year with the Cougars

Season Averages

Games played: 2
 Kills per game: 1.50
 Assists per game: 0.00
 Aces per game: 0.00
 Digs per game: 1.00
 Blocks per game: 0.00
 Points per game: 1.50



Season and Career Highs

Kills

Season: 2 at Pepperdine, 1/10/04
 Career: 2 at Pepperdine, 1/10/04

Attempts

Season: 6 at Pepperdine, 1/10/04
 Career: 6 at Pepperdine, 1/10/04

Hitting Percentage

Season: .250 at Pepperdine, 1/10/04
 Career: .250 at Pepperdine, 1/10/04

Assists

Season: 0
 Career: 0

Digs

Season: 2 at Pepperdine, 1/10/04
 Career: 2 at Pepperdine, 1/10/04

Block Solo

Season: 0
 Career: 0

Block Assist

Season: 0
 Career: 0

Total Blocks

Season: 0
 Career: 0

19 ENOC CARDONA 2004 Match-by-Match

Date	Opponent	GP	K	E	ATTACK		SET	SERVE		PASS	DEF	BLOCK			GEN	Points
					TA	Pct		A	SA			SE	RE	DIG		
Jan 10, 2004	at Pepperdine Waves	1	2	1	4	.250	0	0	0	1	2	0	0	0	0.0	2.0
Jan 17, 2004	CAL STATE NORTHRIDGE	1	1	3	6	-.333	0	0	2	0	0	0	0	0	0.0	1.0
Feb 6, 2004	Pacific*															
Feb 7, 2004	Pacific*															
Feb 20, 2004	Stanford*															
Feb 21, 2004	Stanford*															
Feb 26, 2004	at UC Irvine*															
Feb 28, 2004	at UC Irvine*															
Mar 5, 2004	UC Santa Barbara*															
Mar 6, 2004	UC Santa Barbara*															
Mar 12, 2004	Pepperdine*															
Mar 13, 2004	Pepperdine*															
Mar 18, 2004	Hawai'i*															
Mar 20, 2004	Hawai'i*															
Mar 26, 2004	Lewis															
Mar 27, 2004	George Mason															
Apr 2, 2004	UC San Diego*															
Apr 3, 2004	UC San Diego*															
Apr 8, 2004	UCLA*															
Apr 9, 2004	UCLA*															
Apr 15, 2004	USC*															
Apr 17, 2004	USC*															
Totals		2	3	4	10	-.100	0	0	2	1	2	0	0	0	0.0	3.0