



No. 21 All-Time Victories NCAA Division I • 2 National Titles (NIT 1951, 1966) • 27 Conference Titles • 22 NCAA Tournaments • 10 NIT Appearances
 1 National Player of the Year • 2 Basketball Hall of Fame Inductees • 42 All-America Citations • 43 NBA Draft Selections • 102 All-Conference Citations

BYU COUGAR BASKETBALL

No. 21 BYU vs. Southern Utah

2007-08 SCHEDULE

NOVEMBER

| | | | |
|------------|---|--------|---|
| 2 (Fri.) | Laval University (Exhibition) | 91-60 | W |
| 7 (Wed.) | Bryant University (Exhibition) | 83-53 | W |
| 10 (Sat.) | @ Long Beach State | 74-34 | W |
| 14 (Wed.) | Idaho State | 90-69 | W |
| 16 (Fri.) | Jackson State (BYUTV) | 100-61 | W |
| 20 (Tues.) | Hartford (BYUTV/KBYU) | 97-73 | W |
| 23 (Fri.) | vs. No. 6 Louisville (BYUTV/KBYU) (Orleans Arena in Las Vegas) | 78-76 | W |
| 24 (Sat.) | vs. No. 1 North Carolina (ESPN2) (Orleans Arena in Las Vegas) | 63-73 | L |

DECEMBER

| | | | |
|-----------|--|-----------|---|
| 1 (Sat.) | @ Portland (BYUTV) | 78-54 | W |
| 5 (Wed.) | Weber State | 72-57 | W |
| 8 (Sat.) | vs. No. 9 Michigan State (EnergySolutions Arena in SLC) | 61-68 | L |
| 12 (Wed.) | Lamar (The Mtn.) | 88-66 | W |
| 15 (Sat.) | Pepperdine (The Mtn.) | 86-67 | W |
| 21 (Fri.) | Southern Utah (The Mtn.) | 6:30 p.m. | |
| 29 (Sat.) | @ Boise State | 7 p.m. | |

JANUARY

| | | | |
|------------|-----------------------------|--------|--|
| 3 (Thurs.) | Loyola Marymount (The Mtn.) | 7 p.m. | |
| 8 (Tues.) | @ Wake Forest | 7 p.m. | |
| 12 (Sat.) | Colorado State (The Mtn.) | 4 p.m. | |
| 15 (Tues.) | @ UNLV (The Mtn.) | 8 p.m. | |
| 19 (Sat.) | @ Utah (VERSUS) | 2 p.m. | |
| 23 (Wed.) | San Diego State (The Mtn.) | 6 p.m. | |
| 26 (Sat.) | New Mexico (The Mtn.) | 4 p.m. | |
| 30 (Wed.) | @ Air Force | 7 p.m. | |

FEBRUARY

| | | | |
|------------|--------------------------|--------|--|
| 2 (Sat.) | @ Wyoming (The Mtn.) | 2 p.m. | |
| 6 (Wed.) | TCU | 7 p.m. | |
| 13 (Wed.) | @ Colorado State | 7 p.m. | |
| 16 (Sat.) | UNLV (CSTV) | 7 p.m. | |
| 20 (Wed.) | Utah (The Mtn.) | 8 p.m. | |
| 23 (Sat.) | @ San Diego State (CSTV) | 8 p.m. | |
| 26 (Tues.) | @ New Mexico (The Mtn.) | 8 p.m. | |

MARCH

| | | | |
|----------|---|--------|--|
| 1 (Sat.) | Air Force | 7 p.m. | |
| 5 (Wed.) | Wyoming (The Mtn.) | 8 p.m. | |
| 8 (Sat.) | @ TCU (The Mtn.) | 7 p.m. | |
| 12-15 | MWC Tournament (Thomas & Mack Center in Las Vegas) | TBD | |

NO. 21 BYU HOSTS SOUTHERN UTAH FRIDAY

No. 21 BYU (9-2) will play the last game of a three-game homestand on Friday as the Cougars take on Southern Utah at 6:30 p.m. after completing final exams this week. BYU is coming off an 86-67 win over Pepperdine on Saturday and currently owns the nation's longest active home winning streak at 37 games. Both of BYU's losses this season have come to top-10 teams. The Thunderbirds are 2-9 this year and are coming off a 99-63 loss at CS Fullerton on Monday. This Friday's game will be televised on The Mtn. The radio broadcast can be heard on KSL Newsradio 102.7 FM and 1160 AM out of Salt Lake City and on the Internet at KSL.com beginning with the pregame show at 5:30 p.m. MT.

UP NEXT

BYU will play at Boise State on Saturday, Dec. 29 at 7 p.m. in Taco Bell Arena. The game will be televised on BYUTV.

COUGAR QUICK HITS

- BYU currently owns the nation's longest active home win streak with 37 straight wins in the Marriott Center. The Cougars went 17-0 at home last year and are 6-0 at home this year.
- The Cougars' entrance into the national rankings on Nov. 26 marked the program's earliest appearance in the national polls since the 1980-81 season. With a ranking as high as No. 21 last year, BYU has now been ranked in back-to-back seasons for the first time since 1980-81 and 1981-82.
- Two-time reigning MWC Coach of the Year Dave Rose helped make BYU the second-most improved program in the nation in his first season with a 20-9 record and guided the Cougars to the outright MWC title and a top-25 ranking in his second campaign in Provo as the Cougars went 25-9 last season.
- BYU has been picked in the preseason poll to finish first in the MWC race this year by the league's media.
- This year's BYU squad returns two starters among seven lettermen from last year's outright league leaders (13-3 MWC record) as well as returned missionary Chris Miles, who made six starts as a freshman in 2004-05. Headlining BYU's top returners in 2007-08 are MWC Player of the Year candidate Trent Plaisted, a two-time All-MWC Second Team selection in his first two seasons; versatile junior guard Lee Cummard, who earned All-MWC Third Team honors one year ago; and sophomore sharpshooter Jonathan Tavernari, who followed Plaisted's lead the prior season by being named the MWC Freshman of the Year in his first campaign as a Cougar.



BYU GAME #12 FAST FACTS

No. 21 BYU COUGARS (9-2)

VS.

SUU THUNDERBIRDS (2-9)

Friday, Dec. 21, 2007
 Marriott Center (22,700)
 Provo, Utah
 6:35 p.m. MT



Coaches: BYU, Dave Rose (54-20 in third season; same overall)

SUU, Roger Reid (2-9 in first season; 154-86 in ninth year overall)

Series: BYU leads, 10-0, including an 80-61 victory last season in Provo

TV: The Mtn. (James Bates, play-by-play; Joe Cravens, game analysis),

Radio: KSL Newsradio (102.7 FM/1160 AM) and the Cougar Sports Network (5:30 p.m. MT pregame show
 — Greg Wrubell, play-by-play; Mark Durrant, game analysis)

Web: Live audio and live stats links are available on the basketball schedule page at www.byucougars.com

BYU PROBABLE STARTERS

| POS. | # | NAME | HT. | WT. | YR. | HOMETOWN / LAST TEAM | PPG | RPG | NOTE |
|------|----|--------------------|------|-----|-----|---------------------------------------|------|-----|--|
| F | 41 | Chris Collinsworth | 6-9 | 205 | Fr. | Provo, Utah / Provo HS | 3.2 | 4.9 | Averaging 16.5 minutes/game; has started the last two games |
| F/C | 44 | Trent Plaisted | 6-11 | 245 | Jr. | San Antonio, Texas / Clark HS | 18.0 | 9.8 | All-America candidate; reached 1,000 career points with 22 vs. Lamar |
| G | 30 | Lee Cummard | 6-7 | 185 | Jr. | Mesa, Ariz. / Mesa HS | 15.5 | 6.1 | Shooting .629 from the floor; reigning MWC Player of the Week |
| G | 20 | Sam Burgess | 6-3 | 190 | Sr. | Alpine, Utah / Snow College | 9.4 | 3.2 | Shooting .446 from the floor, .463 on threes and .857 at the line |
| G | 24 | Ben Murdock | 6-2 | 185 | Sr. | Bountiful, Utah / Dixie State College | 4.4 | 2.3 | Also adds 4.5 assists per game with 50 assists and only 17 turnovers |

OFF THE BENCH

| | | | | | | | | | |
|-----|----|--------------------|------|-----|-----|---|------|-----|---|
| G | 1 | Michael Loyd, Jr. | 6-1 | 170 | Fr. | Las Vegas, Nev. / Palo Verde HS | 3.1 | 1.0 | Averaging 9.5 minutes per game as a reserve point guard |
| G | 5 | Archie Rose | 6-5 | 205 | Jr. | Nassau, Bahamas / Lee College | 1.0 | 0.6 | Played at Lee College in 2005-06 where he redshirted in 2006-07 |
| F/C | 10 | Vuk Ivanovic | 6-10 | 250 | Jr. | Pancevo, Serbia / Seton Hill Univ. | 3.8 | 3.0 | Logging 8.0 minutes per game; tied career high with 9 reb. vs. Lamar |
| G | 14 | Nick Martineau | 5-11 | 170 | Fr. | Fruit Heights, Utah / Davis HS | 0.9 | 0.8 | McDonald's HS All-America nominee and Wendy's HS Heisman winner |
| G | 32 | Jimmer Fredette | 6-2 | 190 | Fr. | Glens Falls, N.Y. / Glens Falls HS | 6.5 | 0.6 | 17.0 minutes/game; tied for team-high honors with 14 steals |
| F | 45 | Jonathan Tavernari | 6-6 | 215 | So. | Sao Bernardo, Brazil / Bishop Gorman HS | 14.1 | 5.3 | 2007 MWC Freshman of the Year; career-high 29 points vs. Louisville |
| F/C | 53 | Gavin MacGregor | 6-10 | 235 | Jr. | Ridgecrest, Calif. / Burroughs HS | - | - | Still out with a foot injury; will not play; appeared in 11 games last year |
| F/C | 54 | Chris Miles | 6-11 | 235 | So. | Provo, Utah / Timpview HS | 1.9 | 1.4 | Returned in August from a two-year LDS church mission; played in 04-05 |

REDSHIRTS

| | | | | | | |
|-----|----|--------------------|------|-----|-----|--------------------------------|
| G | 2 | Lamont Morgan, Jr. | 5-10 | 170 | Jr. | Pomona, Calif. / Saddleback CC |
| G | 21 | Matt Pinegar | 6-0 | 185 | Fr. | Provo, Utah / Timpview HS |
| F/C | 50 | James Anderson | 6-10 | 220 | Fr. | Page, Ariz. / Page HS |



SERIES RESULTS VS. SOUTHERN UTAH

Overall Series Record: BYU leads 10-0
 BYU Record in Provo: 10-0
 BYU Record in Cedar City: 0-0
 BYU Record at Neutral Sites: 0-0
 BYU Record under Dave Rose: 2-0
 BYU Record in Overtime Games: N/A
 Longest BYU Win Streak: 10 (1992-Present)
 Longest Southern Utah Win Streak: N/A
 Largest BYU Margin of Victory: 46, 108-62 in 1992
 Largest Southern Utah Margin of Victory: N/A
 Most Points Scored by BYU: 108 in 1992
 Most Points Scored by Southern Utah: 67 in 1994

| | | | |
|----------|----------------|--------|---|
| 12-11-92 | Southern Utah* | 108-62 | W |
| 12-9-94 | Southern Utah* | 82-67 | W |
| 11-24-99 | Southern Utah | 92-66 | W |
| 12-14-00 | Southern Utah | 58-52 | W |
| 12-29-01 | Southern Utah | 79-58 | W |
| 12-28-02 | Southern Utah | 93-60 | W |
| 11-21-03 | Southern Utah | 88-54 | W |
| 12-28-04 | Southern Utah | 77-52 | W |
| 11-26-05 | Southern Utah | 86-61 | W |
| 11-24-06 | Southern Utah | 80-61 | W |

*Cougar Classic

SERIES NOTES

BYU has never lost to Southern Utah, owning a 10-0 all-time series lead with all 10 contests coming in Provo. The two teams have met every year for the past eight seasons, including an 80-61 Cougar victory on Nov. 24 2006. The series began with two Cougar Classic meetings, the first of which came in 1992 with a 108-62 BYU win. The game marked the Cougars' largest margin of victory (46 points) and most points scored in the series. The Thunderbirds have never scored more than 70 points on the Cougars with their high of 67 coming in an 82-67 loss in 1994 while BYU has scored under 75 points just once in the series, a 58-52 win in 2000.

LOOKING AT SOUTHERN UTAH

The Southern Utah Thunderbirds are 2-9 so far this season with wins at Sacramento State and Oakland. SUU has been defeated by in-state rivals Utah State and Utah Valley. The Thunderbirds return three starters among seven letterwinners from last year's team that finished 16-14 overall. The team also features a new coaching staff this season that includes former BYU head coach Roger Reid at the helm and former Cougar point guard Austin Ainge (2004-07) as an assistant on Reid's staff. The Thunderbirds are led by junior forward Geoff Payne, who ranks 13th in the nation with 21.8 points per game on 55.1 percent shooting from the field. The 6-foot-7 Snow College transfer also boasts a team-best 7.8 rebounds per game and 20 steals on the year. Senior forward Nurudeen Adepoju is second on the team with 9.0 ppg to go along with 3.2 boards per contest. Senior forward/center Tate Sorensen is second for SUU on the glass with 5.1 rpg and shoots a team-best 60.0 percent from the field while adding 6.6 ppg. Junior guard Dave Marek dishes out 4.5 assists per game and has 13 steals on the year. As a team, the Thunderbirds average 66.6 points per game on 46.3 percent shooting from the field, including a 34.9 percent mark from three-point range. SUU opponents average 73.8 points per contest on 47.0 percent shooting from the floor. The Thunderbirds outrebound their opponents, 35.7-31.1.

SOUTHERN UTAH'S PROBABLE STARTERS

| Pos. | # | Name | Ht. | Wt. | Yr. | PPG | RPG | Hometown |
|------|----|------------------|-----|-----|-----|------|-----|-------------------------|
| F | 04 | Nurudeen Adepoju | 6-5 | 195 | Sr. | 9.0 | 3.2 | Lagos, Nigeria |
| F | 34 | Geoff Payne | 6-7 | 195 | Jr. | 21.8 | 7.3 | Sandy, Utah |
| C | 50 | Tyler Quinney | 6-7 | 210 | Jr. | 3.4 | 4.5 | Sandy, Utah |
| G | 10 | Dave Marek | 6-2 | 180 | Jr. | 6.5 | 1.8 | Benesov, Czech Republic |
| G | 25 | Davis Baker | 6-4 | 195 | So. | 6.4 | 1.9 | Coto de Caza, Calif. |

SOUTHERN UTAH'S LAST OUTING — CS FULLERTON HANDLES THUNDERBIRDS

FULLERTON, Calif., (Dec. 17, 2007) – Marcus Crenshaw came off the bench to score 17 points and Josh Akognon added 16 as Cal State Fullerton handled Southern Utah Monday night, 99-63. Crenshaw hit 5-of-9 3-pointers and Akognon 4-of-8 as the Titans shot 50 percent from long range and .552 overall in sending the Thunderbirds to their ninth loss of the season. SUU shot 50 percent in the first half but dipped to .357 in the second when the Thunderbirds hit just 10-of-28 shots. CSUF pulled away late in the first half, outscoring Southern Utah 23-6 over the final 7:38 of the period to overcome a 24-21 deficit and take a 44-30 advantage into halftime. Akognon scored 14 points during the run, hitting 4-of-4 3-point attempts and a layup as the Titans pulled away. CSUF scored the first two baskets of the second half and the Thunderbirds never got back within 14 the rest of the way. "We just got beat tonight by a better basketball team," SUU Coach Roger Reid said. "There's not really a lot to say about it other than they are a very talented team that beat us pretty soundly tonight." Geoff Payne led the Thunderbirds in scoring for the ninth time in 11 games, with 18 points, and pulled down a team-high six rebounds while Nurudeen Adepoju added 11 points. Southern Utah out-rebounded the Titans, 35-32, but CSUF controlled the other statistical categories, picking off 13 steals as the Thunderbirds committed 22 turnovers. SUU did hit 13-of-15 free throws, 84.6 percent, by far the team's best effort from the line this season.

QUOTING COACH ROSE

"This team is a very well coached team. They got a great split on the road last week when they opened league play. We know that Coach Reid has them ready to play. It will be a big game for our team, especially when you're playing against a coach like Coach Reid with what he's meant to BYU and our program over the years. He's very competitive so it will be a tense, competitive atmosphere. We're looking forward to the game."

IN-STATE COMPETITION

With the old Quirrh bucket and the state bragging rights that go along with it once again on the line this season, the Cougars are hoping to defend the in-state title they won last year with a 5-0 record. The Cougars have already scored one in-state victory this season with a 72-57 win over Weber State on Dec. 5, making them 1-0 so far this year. In addition to Friday's game against Southern Utah, BYU will face the University of Utah twice, on Jan. 19 and Feb. 20, during Mountain West Conference play to round out in-state play.

| Team | Record | Games |
|---------------|--------|--|
| Utah | 2-0 | W at Weber State, W vs. Utah State |
| Utah Valley | 1-0 | W at SUU |
| BYU | 1-0 | W vs. Weber State |
| Weber State | 1-2 | W vs. Utah State, L vs. Utah, L at BYU |
| Utah State | 1-2 | L at Utah, L at Weber State, W vs. SUU |
| Southern Utah | 0-2 | L at Utah State, L vs. Utah Valley |

BYU vs. SOUTHERN UTAH STATISTICAL COMPARISON

| Season Averages Overall | BYU | SUU |
|-------------------------|------|------|
| Points Scored/Game | 80.6 | 66.6 |
| Points Allowed/Game | 63.5 | 73.8 |
| Rebounds/Game | 42.2 | 35.7 |
| Assists/Game | 18.6 | 14.5 |
| Steals/Game | 6.5 | 6.1 |
| Blocks/Game | 3.6 | 2.2 |
| Turnovers | 16.3 | 19.5 |
| FG Percentage | .488 | .463 |
| FG Percentage Defense | .373 | .470 |
| 3FG Percentage | .383 | .349 |
| 3FG/Game | 8.6 | 4.0 |
| 3FG Percentage Defense | .295 | .355 |
| FT Percentage | .681 | .636 |



BYU vs. Southern Utah – Nov. 24, 2006

11/24/06 8:05 p.m. at Marriott Center, Provo, Utah
VISITORS: Southern Utah 32

| ## | Player | fg | fga | ft | fta | rebounds | | | pf | tp | a | to | blk | s | min | | |
|-------------|-------------------|----|-----|----|-----|----------|----|----|----|----|----|----|-----|----|-----|---|-----|
| | | | | | | tot | fg | ft | | | | | | | | | |
| 03 | GRIEGO, Orlando | f | 4 | 7 | 1 | 0 | 0 | 1 | 1 | 2 | 2 | 9 | 2 | 2 | 0 | 3 | 31 |
| 04 | ADEPOJU, Nurudeen | f | 3 | 6 | 3 | 5 | 2 | 2 | 1 | 3 | 4 | 2 | 11 | 0 | 4 | 0 | 28 |
| 23 | SORENSEN, Tate | f | 3 | 5 | 0 | 0 | 1 | 2 | 1 | 1 | 2 | 3 | 7 | 0 | 4 | 1 | 25 |
| 05 | BARNES, Steve | g | 3 | 6 | 3 | 6 | 2 | 2 | 1 | 2 | 3 | 0 | 11 | 3 | 6 | 0 | 31 |
| 24 | ALLEN, Justin | g | 1 | 3 | 0 | 0 | 2 | 4 | 0 | 0 | 0 | 1 | 4 | 0 | 0 | 1 | 18 |
| 10 | MAREK, David | 1 | 1 | 1 | 1 | 2 | 0 | 0 | 0 | 0 | 1 | 5 | 2 | 0 | 0 | 0 | 9 |
| 21 | CARSON, Marcus | 2 | 3 | 1 | 1 | 0 | 0 | 0 | 1 | 1 | 1 | 3 | 2 | 1 | 0 | 0 | 17 |
| 22 | COOPER, Sweeney | 2 | 7 | 0 | 0 | 1 | 4 | 4 | 1 | 5 | 1 | 5 | 0 | 3 | 0 | 1 | 14 |
| 25 | KANIS, Brad | 0 | 3 | 0 | 0 | 2 | 2 | 0 | 2 | 2 | 1 | 2 | 0 | 1 | 1 | 0 | 10 |
| 33 | ABRAHAQ, Junior | 1 | 5 | 1 | 4 | 1 | 2 | 1 | 4 | 5 | 4 | 4 | 0 | 1 | 0 | 0 | 17 |
| TEAM | | | | | | | | | | | | | | | | | |
| Totals..... | | 19 | 46 | 10 | 18 | 13 | 20 | 9 | 15 | 24 | 16 | 61 | 9 | 22 | 3 | 9 | 200 |

| | | | | |
|-----------|----------------------|-----------------------|-------------|----------|
| TOTAL FG% | 1st Half: 7-21 33.3% | 2nd Half: 12-25 48.0% | Game: 41.3% | DEADBALL |
| 3-Pt. FG% | 1st Half: 3-5 60.0% | 2nd Half: 7-13 53.8% | Game: 55.6% | REBOUNDS |
| F Throw % | 1st Half: 6-10 60.0% | 2nd Half: 7-10 70.0% | Game: 65.0% | 3 |

HOME TEAM: BYU Cougars 3-1

| ## | Player | fg | fga | ft | fta | rebounds | | | pf | tp | a | to | blk | s | min | | |
|-------------|---------------------|----|-----|----|-----|----------|----|----|----|----|----|----|-----|----|-----|-------|----|
| | | | | | | tot | fg | ft | | | | | | | | | |
| 03 | YOUNG, Keena | f | 7 | 10 | 0 | 0 | 2 | 2 | 0 | 1 | 1 | 3 | 16 | 0 | 1 | 0 | 21 |
| 44 | PLAISTED, Trent | c | 9 | 12 | 0 | 0 | 1 | 7 | 5 | 12 | 4 | 19 | 1 | 3 | 1 | 2 | 27 |
| 13 | AINGE, Austin | g | 4 | 5 | 3 | 4 | 0 | 0 | 0 | 1 | 1 | 11 | 5 | 2 | 0 | 0 | 20 |
| 23 | BALDERSON, Jimmy | g | 2 | 5 | 0 | 2 | 0 | 0 | 1 | 2 | 3 | 3 | 4 | 2 | 2 | 0 | 18 |
| 30 | CUMMARD, Lee | g | 3 | 8 | 1 | 4 | 1 | 2 | 4 | 4 | 8 | 1 | 8 | 4 | 2 | 0 | 32 |
| 01 | BROADUS, Rashaun | 1 | 3 | 1 | 2 | 0 | 0 | 0 | 0 | 0 | 1 | 3 | 1 | 2 | 0 | 0 | 18 |
| 02 | ROSE, Mike | 0 | 1 | 0 | 1 | 0 | 0 | 0 | 2 | 0 | 0 | 0 | 1 | 0 | 0 | 0 | 9 |
| 10 | IVANOVIC, Vuk | 1 | 4 | 0 | 0 | 0 | 0 | 1 | 1 | 2 | 1 | 2 | 1 | 1 | 0 | 9 | |
| 15 | MALAMAN, Fernando | 2 | 4 | 0 | 1 | 2 | 2 | 0 | 1 | 1 | 3 | 6 | 1 | 3 | 0 | 3 | 14 |
| 20 | BURGESS, Sam | 2 | 5 | 1 | 3 | 1 | 3 | 2 | 1 | 3 | 2 | 6 | 5 | 1 | 0 | 0 | 21 |
| 24 | MURDOCK, Ben | 0 | 1 | 0 | 0 | 0 | 0 | 0 | 1 | 1 | 0 | 0 | 0 | 0 | 0 | 0 | 3 |
| 45 | TAVERNARI, Jonathan | 1 | 5 | 1 | 3 | 0 | 0 | 0 | 1 | 1 | 1 | 3 | 0 | 0 | 0 | 0 | 7 |
| 50 | MACREGOR, Gavin | 1 | 1 | 0 | 0 | 0 | 0 | 0 | 0 | 0 | 0 | 2 | 0 | 0 | 0 | 0 | 2 |
| TEAM | | | | | | | | | | | | | | | | | |
| Totals..... | | 33 | 64 | 7 | 20 | 7 | 10 | 17 | 22 | 39 | 21 | 80 | 20 | 18 | 2 | 10200 | |

| | | | | |
|-----------|-----------------------|-----------------------|-------------|----------|
| TOTAL FG% | 1st Half: 17-30 56.7% | 2nd Half: 16-34 47.1% | Game: 51.6% | DEADBALL |
| 3-Pt. FG% | 1st Half: 4-10 40.0% | 2nd Half: 3-10 30.0% | Game: 35.0% | REBOUNDS |
| F Throw % | 1st Half: 3-4 75.0% | 2nd Half: 4-6 66.7% | Game: 70.0% | 2 |

Officials: Stanley Reynolds, Eric Curry, Wilson Holland
Technical fouls: Southern Utah-None. BYU Cougars-TEAM.
Attendance: 8859

| | | | |
|------------------|-----|-----|-------|
| Score by Periods | 1st | 2nd | Total |
| Southern Utah | 23 | 38 | 61 |
| BYU Cougars | 41 | 39 | 80 |

Points in the paint: SUU 14, BYU 38. Points off turnovers: SUU 15, BYU 16.
2nd chance points: SUU 9, BYU 24. Fast break points: SUU 0, BYU 4.
Bench points: SUU 19, BYU 22. Score tied 0 times. Lead changes 0 times.

BYU's LAST OUTING VS. SUU — PLAISTED BREAKS OUT AS COUGARS WIN OVER SUU

PROVO, Utah (Nov. 24, 2006) – The BYU men's basketball team extended its home win streak to 17 games, the seventh-longest active streak in the nation, as the Cougars defeated Southern Utah University, 80-61. Friday night's win brings BYU to 3-1 on the season. The Cougars began the game hot, scoring on their first five possessions. Sophomore Trent Plaisted had four of those buckets and ended the night with his first double-double of the season and seventh of his career at 19 points and 12 boards. BYU continued with the hot hand hitting 10 of its first 12 shots and extending its lead to 23-6. BYU's defensive pressure in the first half was the best it's been all year holding the Thunderbirds to just 23 points on 33 percent shooting. The Cougars also forced 15 turnovers and had six steals in the first half. At half the score was 41-23 in favor of BYU with the 19-point lead being the largest halftime lead the Cougars have had all season. SUU showed some life at the end of the first half hitting back-to-back three pointers, but BYU came out of the locker room to start the second half hot as senior Austin Ainge hit a deep three. Ainge had a stellar performance and was one of three Cougars in double figures with a season-high 11 points on 4-of-5 shooting while tying his season-high mark in assists with five. Senior Keena Young provided a big push in the second half scoring eight consecutive points and extending BYU's lead to 58-30 with 13:09 left in the game. Young finished the game with 16 points on 7-of-10 shooting and is the lone Cougar to score in double figures every game this year. The bench play for the Cougars was key Friday night as they prevented SUU from going on any sort of run. Junior Sam Burgess provided a lift coming off the bench, dishing out a career-high five assists.

WHAT WAS SAID AFTER THE GAME ...

BYU Head Coach Dave Rose

- "Our best sign tonight was Trent coming out of the blocks early. He feels good out there and is confident coming off of his ankle injury."
- "During the first 10 minutes we were on attack. Defensively we had a good mindset and contested many of their shots."
- "Tonight we tried several combinations of teams. Hopefully by the time we return from our next road game, we will have a pretty good idea of the roles on our team."
- "We executed our game plan very well concerning the short turnaround."
- "Austin (Ainge) is very relaxed. He's playing with confidence. Rashaun (Broadus) will be fine. He plays hard, and it will just take some time."

Southern Utah Head Coach Bill Evans

- "We could not stop (Trent) Plaisted. He is big and strong. We had no answer for him."
- "When we got down, we panicked and threw up some bad shots. We did not play like we are capable of playing. We got beat by a good team in their place. The season is still young. We will improve from here."
- "Keena Young is a load. I think he is the most improved player on their team. He is a hard guard."
- "BYU is a good defensive team. They are much better defensively than people give them credit for."

BYU NOTES FROM LAST OUTING

- BYU head coach Dave Rose used his third different starting lineup in four games as Austin Ainge, Jimmy Balderson, Lee Cummard, Keena Young and Trent Plaisted got the starting nod against Southern Utah. Cummard, Balderson and Young have started all four games this season while Ainge has now started the last two and Plaisted has started three, missing the start on Wednesday against Portland while nursing a sprained ankle.
- Individual Career Highs: Lee Cummard - 8 rebounds; Sam Burgess - 5 assists.
- Individual Season Highs: Austin Ainge - 11 points, 5 assists (tied); Lee Cummard - 4 assists.
- BYU's victory over SUU increased the Cougars' home win streak to 17 games, currently the seventh-longest active streak in the nation.
- With a final score of 80-61, the Cougars are now 3-0 this season when scoring over 70 points in a game after going 1-7-4 last season when reaching the 70-point threshold.
- BYU has outscored its opponents from the bench in every game this year, including a 22-19 margin against the Thunderbirds.
- SUU's 23-point first half marked the fewest points in a half allowed by the Cougars this season.
- BYU's 19-point halftime lead (41-23) is its largest halftime margin of the season. The Cougars have led at the break in every game this year.
- Plaisted recorded his first double-double of the season and the seventh of his career with 19 points and 12 rebounds. He achieved the mark with an offensive rebound on the first BYU possession of the second half.
- Plaisted made the most of his starting opportunity as he scored 10 points on 5-for-5 shooting in the first four minutes of the game, marking the first time this season he has scored in double figures. The 2006 Freshman All-American also tied his season-high rebounding mark with five boards prior to the 16-minute mark.
- With 16 points against SUU, Young has now scored in double figures in every game this year, the only Cougar to do so.
- Young has also been perfect from the free-throw line in three of four games this season, going 2-for-2 against the Thunderbirds and improving his season mark to 13-for-14 (.929).
- True freshman Jonathan Tavernari made his Cougar debut with 4:12 left in the first half, making the first basket of his BYU career with a three-pointer with 2:43 left in the game and posting one rebound.
- With a 3-for-4 three-point shooting night against Southern Utah, Ainge improved his season three-point shooting percentage to .692 (9-of-13). Ainge leads the team in three-pointers made.
- The Cougars held the Thunderbirds scoreless for 4:21 early in the first half, going on a 10-0 run from the 17:25 mark to the 13:04 mark to build an 18-4 lead.
- BYU head coach Dave Rose received his first technical foul of the season and the second of his BYU head-coaching career with 5:43 left to play in the first half. Rose also received a technical foul last season at UNLV (Jan. 11).
- Leading 46-30 with 16:45 left in the game, BYU put together a 15-0 run over the next 6:25 thanks in part to eight points from Young.
- Fernando Malaman recorded his first dunk of the season and third of his career with 6:21 left in the game, giving the Cougars a 72-47 lead.



MEDIA RELATIONS INFORMATION

Basketball Media Relations Director: Brett Pyne
Office: (801) 422-4912; Cell: (801) 367-1631
Email: brett_pyne@byu.edu

Assistant Basketball Media Relations: Jen Connery
Office: (801) 422-8999; Cell: (208) 660-8875
Email: wvolleyball_sid@byu.edu

Associate AD/Communications: Duff Tittle
Office: (801) 422-8948; Cell: (801) 372-4401
Email: duff_tittle@byu.edu

Athletic Communications Fax: (801) 422-0633
Mailing Address: 30 SFH, Provo, UT 84602-2239
Marriott Center Pressrow Phone: (801) 422-3675

2007-08 BYU QUICK FACTS**BYU - UNIVERSITY INFO**

Location: Provo, Utah 84602
Elevation: 4,553 feet
Enrollment: 29,854 (Daytime)
Founded: October 15, 1875
Owned: The Church of Jesus Christ of Latter-day Saints
Nickname: Cougars
Mascot: Cosmo
Colors: Blue & White
Arena (capacity): Marriott Center (22,700)
Conference: Mountain West
President: Cecil O. Samuelson (Utah, 1966)
Athletic Director: Tom Holmoe (BYU, 1983)
Athletic Website: byucougars.com
Tickets: 422-BYU1 or 1-800-322-BYU1

BYU COACHING STAFF

Head Coach: Dave Rose
Alma Mater (year): Houston (1983)
Record at School (years): 50-18 (3rd year)
Career Div. I Record (years): same
Office phone for head coach: Call SID
Best time/day to reach coach: Call SID
Basketball Office Fax: (801) 422-5965
Assistant Coaches (Alma Mater, year)
Dave Rice (UNLV, 1991)
John Wardenburg (BYU, 1986)
Terry Nashif (BYU, 2005)
Dir. of Basketball Operations: Tim LaComb (Utah, 2006)

BYU TEAM INFO

2006-07 Overall Record: 25-9
Conference Record/Finish: 13-3 (1st Mountain West)
2007 Postseason: NCAA, 0-1, lost vs. Xavier, 79-77
2007 Final National Ranking: No. 24 (AP)
Starters Returning/Lost: 2/3
Lettermen Returning/Lost: 8*/6
Newcomers: 8
*includes returning missionary who lettered in 2004-05

BYU HISTORY

First Year of Basketball: 1903
Overall All-Time Record: 1535-980 (.610)
Winning Seasons: 84 (last: 2007)
Conference Championships: 27 (last: 2007)
Postseason Appearances (record): 32 (23-33)
Total NCAA Appearances (record): 22 (11-25)
Last NCAA Appearance: 2007
Result: (0-1) Lost, NCAA First Round (Lexington, Ky.)
vs. Xavier, 79-77
Total NIT Appearances (Record): 10 (12-8)
Last NIT Appearance: 2006
Result: (0-1) lost at Houston, 77-67

BYU'S LAST OUTING — CUMMARD NEAR PERFECT IN ROUT

PROVO, Utah (Dec. 15, 2007) – No. 25 BYU (9-2) won its 37th straight home game with a convincing 86-67 win over Pepperdine (5-7) Saturday night in the Marriott Center. Junior guard Lee Cummard led all scorers with 21 points on 10-of-12 shooting, while junior center Trent Plaisted posted his fourth double-double of the season with 18 points and a season-high 18 rebounds. Plaisted's 18 boards also matched his career high. Jason Walberg paced Pepperdine with 17 points. The Cougars applied a balanced attack early on as Sam Burgess followed up a lay-in with a head fake and kiss off the glass to give him a quick four points. Plaisted scored on a strong post move going left, while Cummard nailed a trey from the top of the key giving BYU a 9-2 lead. Minutes later, Plaisted flushed a layup and a dunk in succession to give the Cougars a double-digit lead little more than five minutes into the game. Carrying a 20-8 edge with 11 minutes remaining in the first half, BYU got a little sloppy. Thanks in large part to the Cougars' 12 turnovers in the game's first 12 minutes the Waves used an 11-2 run to get back in the game. Leading by only three points at 22-19, BYU went back to work in the paint. After another Plaisted slam, freshman Chris Collinsworth put down a layup to extend the Cougars' cushion to seven at 26-19. Freshman guard Michael Loyd, Jr. knocked one down from beyond the arc and then swished a 15-footer along the left baseline. Pepperdine responded with back-to-back three-pointers to cut BYU's lead to 31-28 with five minutes to go in the half. Seconds later it was Loyd, Jr. again bringing a little show time basketball to the Marriott Center. The Las Vegas native stole the ball and drove the length of the court before throwing up a perfectly timed alley-oop to Cummard. A Ben Murdock three and a Plaisted jump-hook in the paint brought the Cougars' lead back to 10 at 38-28. With just under two minutes remaining, Cummard went coast-to-coast for a two-handed slam that gave BYU its largest lead of the half at 40-29. Pepperdine scored four unanswered points in the low post to make it a 40-33 game at the break. The Cougars shot a smoldering 62 percent from the field in the opening half, while holding the Waves to just 34 percent. A full-court press from Pepperdine to begin the second half forced two consecutive Cougar turnovers, but Cummard finished a fastbreak with yet another dunk and then scored with his back to the basket to keep the Waves at bay. His team up by three, Cummard banked in a five-footer off an up-and-under move to increase the lead to 46-41 and spark an 11-2 run. Cummard had four points and a block during the decisive run, which gave BYU a 55-43 advantage. Pepperdine would get no closer than eight points the rest of the way, while the Cougar lead ballooned to as many as 22. During the rout, sophomore forward Jonathan Tavernari sank back-to-back long balls from the right-side corner.

WHAT WAS SAID AFTER THE GAME ...**BYU Head Coach Dave Rose**

– "The heart and soul of our team has a lot of experience in finding the best shot possible. When they pass up a good shot for a better shot, it becomes contagious. That helped us out a lot tonight."
– "The heart and soul of our team has a lot of experience in finding the best shot possible. When they pass up a good shot for a better shot, it becomes contagious throughout the whole team. That helped us out a lot tonight."

Pepperdine Head Coach Vance Walberg

– "They're a better team, smarter and more experienced. They're a top-25 team and have a lot more experience than us."
– "We turned the ball over 24 times. We're not going to beat anyone by doing that. When we create turnovers we need to take advantage of them on the other end of the floor, and tonight we didn't do that."
– "This team has little experience. We have a long way to go, but we're going to get better. When all five players on our defense are where they're supposed to be and are doing their jobs good things can happen."
– "For us to have any success we can't beat ourselves. Tonight we beat ourselves."

BYU NOTES FROM LAST OUTING

– Individual Career Highs: Trent Plaisted - 18 rebounds (tied); Sam Burgess - 5 assists (tied); Lee Cummard - 4 blocks.
– Team Season Highs: 62.1 first-half shooting percentage; 9 blocks.
– With the win, BYU gained sole possession of the nation's longest active home victory streak at 37 games, surpassing Memphis. The Cougars have not lost at home since Nov. 18, 2005, a 73-81 loss to Loyola Marymount.
– BYU led wire-to-wire against the Waves, marking the fifth time this year the Cougars have never trailed in a game.
– With the win, BYU is now 135-56 all-time as a ranked team, including a 7-4 mark under Dave Rose.
– With the 19-point win, BYU is now outscoring its opponents by 17.2 points on the year. That margin jumps to 22.9 points in the Cougars' nine wins.
– BYU is now 9-0 when scoring at least 70 points in a game and 7-1 when holding opponents under the 70-point mark. The Cougars are also now 5-0 when scoring at least 80 points.
– With 18 points, Plaisted remains the only Cougar to score in double figures in every game this season. Plaisted reached double figures in the first half as he posted 10 points and seven rebounds in the first 20 minutes of the game.
– Plaisted also recorded his fourth double-double of the year and 13th of his career with a career-high-tying 18 rebounds to go along with 18 points. On the year, Plaisted leads the Mountain West Conference in both scoring and rebounding.
– With 21 points on 10-for-12 shooting, Cummard has now scored at least 20 points in three games on the year and five in his career. Including a season-high 27 points Wednesday against Lamar, Cummard averaged 24.0 points in two games this week.
– As a team, BYU connected on seven three-pointers. The Cougars have nailed at least six from behind the arc in each game this season.
– With a 40-33 halftime lead against Pepperdine, the Cougars have now led at halftime in 10 of 11 games this year, going 9-1 in those contests and outscoring opponents by an average of 12.7 points in the first half.



WHAT OTHERS ARE SAYING ...

RICK PITINO, LOUISVILLE HEAD COACH

"Tavernari was terrific. He takes a lot of challenged shots. If you have a guy making big shots like that, it is a big help. BYU is a very good team. We were looking forward to play UNC too, but I think that BYU is a better team."

ROY WILLIAMS, NORTH CAROLINA HEAD COACH

"BYU is a big-time basketball team ... It was a hard-fought game all around. BYU is very sound fundamentally. They were able to box out on the boards just as well as anyone we have seen so far."

"Plaisted was sensational in the second half. Our plan coming out of the locker room was not to double team in the post because he is a good passer too, but he took it to us with a superb second half."

"I told both Tavernari and Plaisted that they are big-time players. I can admire the way that Tavernari plays. You look at Plaisted's numbers, 24 and 17, those are big-time numbers."

TOM IZZO, MICHIGAN STATE HEAD COACH

"I am very impressed with BYU ... This was a good road win versus a very quality opponent that I fully expect to be in the NCAA Tournament. This is a very good BYU team. I think they can go a long way, and I am sure they will."

DICK VITALE, ESPN ANALYST

"I'll tell you what my friends, he [Trent Plaisted] is the best big man in America nobody knows about. Remember that name, Trent Plaisted, Trent Plaisted, Trent Plaisted."

"[Plaisted's] been dominant on the glass, scored big in the second half and showed an assortment of moves. I gotta believe he's going to be the best big player in the Mountain West Conference. I can't believe anyone could be better."

"Dave Rose, a former Houston Cougar, is doing a heck of a job now at BYU ... They're going to have another big year this year ... What an outstanding basketball team. I don't care what the score ends up here ... that club is going to be a factor [in the NCAA Tournament]."

"When you look at BYU, they're one of the most outstanding teams in America nobody knows about. They have some outstanding players who can really run the court."

"Tavernari can flat out shoot the jumper ... Tavernari has done a great job."

"Cummard really fills up the stat sheet. Nothing spectacular, just steady play."

"I love the way they move the basketball. They share it, and it's a team concept."

DAN SHULMAN, ESPN ANALYST

"After tonight, he [Plaisted] is going to be the big man in America that everyone knows about."

"The score will not reflect how close this game was tonight."

AP POLL

1. N. Carolina
2. Memphis
3. Kansas
4. Texas
5. Georgetown
6. Duke
7. Wash. State
8. UCLA
9. Michigan St.
10. Marquette
11. Pittsburgh
12. Tennessee
13. Indiana
14. Texas A&M
15. Clemson
16. Butler
17. Vanderbilt
18. Gonzaga
19. Arizona
20. Villanova
- 21. BYU**
22. Miami (FL)
23. Oregon
24. W. Virginia
25. USC

ESPN/USA TODAY

1. N. Carolina
2. Memphis
3. Kansas
4. Georgetown
5. Texas
6. Wash. State
7. Duke
8. UCLA
9. Pittsburgh
10. Michigan St.
11. Texas A&M
12. Tennessee
13. Marquette
14. Indiana
15. Clemson
16. Villanova
17. Vanderbilt
18. Butler
19. Arizona
20. Gonzaga
21. Oregon
22. Miami (FL)
- 23. BYU**
24. Xavier
25. Stanford

BYU IN THE NATIONAL RANKINGS

The BYU men's basketball team is ranked 21st in the Associated Press Top 25 Poll and 23rd in the ESPN/USA Today Top 25 Coaches Poll this week. BYU entered the national rankings on Nov. 26, earning the program's earliest appearance in the national polls since the 1980-81 season. BYU was ranked No. 21 in the AP Poll and No. 23 in the Coaches Poll.

"[The ranking] is something we can build on," said BYU coach Dave Rose, the two-time Mountain West Conference Coach of the Year who has guided the Cougars to back-to-back 20-win seasons in his first two years. "We have a lot of work to do and need to keep improving as a team to get ready for the Mountain West Conference season."

In his third year guiding the program, Rose has seen his team earn the respect of the national voters for the second consecutive season. Last year, BYU entered the polls on Feb. 19 to receive the program's first national ranking since 1993. BYU finished last year ranked No. 24 in the final AP Poll, something a Cougar team had not accomplished since 1988.

BYU has now been ranked in back-to-back season for the first time since 1980-81 and 1981-82. The Nov. 26 entry into the national rankings marks the earliest the Cougars have been included in the polls since receiving a No. 18 ranking in the 1980-81 AP preseason poll. It also marked the first time BYU's football and men's basketball teams have been nationally ranked the same week in the AP poll since Dec. 28, 1992.

BYU AS A RANKED TEAM

BYU owns a 135-56 record as a ranked team. The Cougars are 78-12 at home, 36-27 on the road and 21-17 at neutral sites when nationally ranked after their 86-67 win over Pepperdine on Saturday. BYU's victory at Portland on Dec. 1 marked the Cougars' first road win as a ranked team since an 84-63 victory at UTEP on March 4, 1993 when BYU was ranked No. 21. BYU is 7-4 as a ranked team under Dave Rose including three wins and three losses last year. The Cougars were ranked as high as No. 21 last year and finished the year ranked No. 24 in the Associated Press Poll.

The Cougar basketball program has now been ranked in the AP Poll during 16 seasons since its first national ranking in 1950-51 (see list below).

SEASONS BYU HAS BEEN RANKED IN THE AP POLL

| SEASON | HIGHEST RANKING |
|---------|-----------------|
| 1950-51 | 11 |
| 1952-53 | 19 |
| 1955-56 | 5 |
| 1964-65 | 9 |
| 1965-66 | 6 |
| 1966-67 | 7 |
| 1970-71 | 20 |
| 1971-72 | 6 |
| 1972-73 | 12 |
| 1979-80 | 12 |
| 1980-81 | 15 |
| 1981-82 | 15 |
| 1987-88 | 3 |
| 1992-93 | 21 |
| 2006-07 | 21 |
| 2007-08 | 20 |

VS. RANKED TEAMS

BYU's victory over No. 6 Louisville marked the highest-ranked team the Cougars have defeated since beating No. 2 St. Joseph's, 103-83, on Dec. 21, 1965. BYU is now 50-111 all-time against teams ranked in the Associated Press Poll and 1-2 this season including a 73-63 loss to No. 1 North Carolina in the championship game of the Findlay Toyota Las Vegas Invitational and a 68-61 loss to No. 9 Michigan State on Saturday. Prior to the UNC game, the Cougars had not faced the nation's top-ranked team since Dec. 23, 1992, an 89-66 loss to No. 1 Duke at the Maui Invitational. The Cougars were 3-3 in their games vs. ranked teams last year with a 78-70 loss at then-No. 25 and eventual Sweet-16 participant UNLV in the MWC Tournament Championship game, a 62-58 victory at then-No. 20 Air Force, a 90-63 win over then-No. 25 UNLV, a 61-52 win over then-No. 13 Air Force, an 82-69 loss at then-No. 5 UCLA and a 76-61 neutral court loss against then-No. 25 Michigan St.

PLAYING THE BEST

The Cougars' game against No. 9 Michigan State last Saturday was their third game in three weeks against a top-10 opponent, including a victory over No. 6 Louisville on Nov. 23 and a loss to No. 1 North Carolina on Nov. 24. BYU has played at least three regular-season games against top-10 opponents in a season just six times previously in program history with the last coming in 1983-84. Only twice previously have the Cougars played three top-10 teams during a three-week stretch, once in 1990-91 with a loss to No. 9 Utah on March 2, a win over No. 8 Utah on March 9 in the WAC Tournament and a loss to No. 8 Arizona on March 16 in the NCAA Tournament and once in 1980-81 with a victory over No. 9 Utah on March 7 in the WAC Tournament, a win over No. 10 UCLA on March 14 in the NCAA Tournament, a victory over No. 7 Notre Dame on March 19 in the NCAA Tournament and a loss to No. 5 Virginia on March 21 in the NCAA Tournament.



COUGAR ROSTER BREAKDOWN

STARTERS RETURNING (2)

| Name | Pos. | Yr. | 2006-07 Stats |
|----------------|------|-----|------------------------------------|
| Trent Plaisted | F/C | Jr. | 12.6 ppg, 6.2 rpg, 1.4 bpg |
| Lee Cummard | G | Jr. | 9.4 ppg, 5.6 rpg, 2.7 apg, 0.9 bpg |

STARTERS LOST (3)

| | | | |
|-----------------|---|-----|----------------------------|
| Keena Young | F | Sr. | 17.4 ppg, 6.6 rpg, 1.5 apg |
| Jimmy Balderson | G | Sr. | 8.1 ppg, 3.0 rpg, 1.7 apg |
| Austin Ainge | G | Sr. | 7.9 ppg, 2.9 rpg, 4.4 apg |

OTHER LETTERWINNERS RETURNING (6)

| | | | |
|--------------------|-----|-----|-----------------------------|
| Vuk Ivanovic | F/C | Sr. | 2.2 ppg, 2.2 rpg, 0.4 apg |
| Sam Burgess | G | Sr. | 3.6 ppg, 1.5 rpg, 1.0 apg |
| Ben Murdock | G | Sr. | 1.5 ppg, 0.8 rpg, 1.0 apg |
| Jonathan Tavernari | F | So. | 6.5 ppg, 2.9 rpg, 0.6 apg |
| Gavin MacGregor | C | Jr. | 1.2 ppg, 0.5 rpg, 0.5 bpg |
| Chris Miles | F/C | So. | **2.7 ppg, 2.3 rpg, 1.1 bpg |

**stats from 2004-05 season

OTHER LETTERWINNERS LOST (3)

| | | | |
|------------------|---|-----|---------------------------|
| Rashaun Broadus | G | Sr. | 6.1 ppg, 1.9 rpg, 2.2 apg |
| Mike Rose | G | Sr. | 6.8 ppg, 1.4 rpg, 0.6 apg |
| Fernando Malaman | F | Sr. | 2.3 ppg, 1.9 rpg, 0.5 bpg |

NEWCOMERS (6)

| | | | | |
|--------------------|---|------|-----|-----|
| Lamont Morgan, Jr. | G | 5-10 | 170 | Jr. |
| Archie Rose | G | 6-5 | 205 | Jr. |
| Michael Loyd, Jr. | G | 6-1 | 170 | Fr. |
| Jimmer Fredette | G | 6-2 | 190 | Fr. |
| Chris Collinsworth | F | 6-9 | 205 | Fr. |
| James Anderson | C | 6-10 | 220 | Fr. |

BY POSITION

POINT GUARD

| | | |
|--------------------|------|-----|
| Ben Murdock | 6-2 | Sr. |
| Lamont Morgan, Jr. | 5-10 | Jr. |
| Jimmer Fredette | 6-2 | Fr. |
| Michael Loyd, Jr. | 6-1 | Fr. |
| Nick Martineau | 5-11 | Fr. |
| Matt Pinegar | 6-0 | Fr. |

WING

| | | |
|--------------------|-----|-----|
| Sam Burgess | 6-3 | Sr. |
| Lee Cummard | 6-7 | Jr. |
| Archie Rose | 6-5 | Jr. |
| Jonathan Tavernari | 6-6 | So. |
| Jimmer Fredette | 6-2 | Fr. |
| Michael Loyd, Jr. | 6-1 | Fr. |
| Matt Pinegar | 6-0 | Fr. |

POST

| | | |
|--------------------|------|-----|
| Vuk Ivanovic | 6-10 | Sr. |
| Trent Plaisted | 6-11 | Jr. |
| Gavin MacGregor | 6-10 | Jr. |
| Chris Miles | 6-11 | So. |
| Jonathan Tavernari | 6-6 | So. |
| Chris Collinsworth | 6-9 | Fr. |
| James Anderson | 6-10 | Fr. |

PLAISTED REACHES 1,000 POINTS

With 22 points against Lamar, junior Trent Plaisted became the 37th member of BYU's elite 1,000 Point Club, joining such Cougar greats as Danny Ainge, Michael Smith, Devin Durrant, Fred Roberts, Kresimir Cosic and Andy Toolson as the only BYU players to score at least 1,000 points in their Cougar careers. Plaisted now has 1,025 career points. Keena Young was the most recent addition to the club as he posted 1,068 points during his three-year BYU stint from 2005-07. Of four-year players, Plaisted is just the 10th Cougar to reach the 1,000-point milestone as a junior. The last four-year player to reach 1,000 points as a junior was Mark Bigelow with 1,312 following the 2002-03 season. Plaisted also has 525 career rebounds, making him just the 21st player overall and fifth junior among four-year players to record at least 1,000 career points and 500 career rebounds.

BYU PLAYERS OF THE WEEK

LEE CUMMARD (DEC. 17; MWC PLAYER OF THE WEEK) — BYU junior guard Lee Cummard has been named the Mountain West Conference Men's Basketball Player of the Week for the first time in his career, marking the third such award of the season for the Cougars. Cummard, a Mesa, Ariz., native, led the 25th-ranked Cougars to non-conference wins over Lamar (88-66) and Pepperdine (86-67) last week. He shot 75.0 percent from both the floor (21-for-28) and the three-point arc (6-for-8) while averaging team highs of 24.0 points, 6.5 assists, 2.5 blocks and 1.5 steals per game. Cummard also pulled down 8.0 rebounds per game. He tallied game highs of 27 points, 10 rebounds and eight assists vs. Lamar on 11-of-16 shooting from the field and a 5-of-7 performance from behind the arc. Cummard's point, assist and field goal totals were all career highs. He also added one blocked shot and one steal while committing zero turnovers. Against Pepperdine he recorded game highs of 21 points on 10-of-12 shooting, five assists, a personal-best four blocks and two steals while adding six rebounds.

TRENT PLAISTED (DEC. 10; MWC PLAYER OF THE WEEK)

LEE CUMMARD (DEC 3)

TRENT PLAISTED (NOV. 26; MWC PLAYER OF THE WEEK)

TRENT PLAISTED (NOV. 19)

LEE CUMMARD (NOV. 12)

SIGNING DAY

Forward Noah Hartssock and guard/forward Charles Abouo (pronounced a-BOO-oh) have signed National Letters of Intent while guard Jackson Emery has signed a scholarship agreement to return to the Cougars. Hartssock, who previously signed with BYU out of high school, and Emery, who played for the Cougars as a freshman in 2005-06, are both currently serving as missionaries for The Church of Jesus Christ of Latter-day Saints. "I feel really good about this group of players," Rose said. "Jackson was an important part of our success as a freshman and got a lot of good experience that he will build upon when he returns. Noah and Charles are both talented student-athletes who will add a lot to our program." A native of Bartlesville, Okla., the 6-foot-8 **Hartssock** had the third-best scoring average in the state with 27.6 points per game as a senior at Bartlesville High School in 2005-06 while earning 6A Coaches Player of the Year and Tulsa World Player of the Year honors. Oklahoma's Jim Thorpe Award winner and a McDonald's High School All-America nominee, Hartssock added 8.0 rebounds and 3.7 blocks per contest as a senior. An extremely athletic wing from Logan, Utah, **Abouo** is averaging double figures, including a team-high 17 points in his last outing, for Brewster Academy (Wolfeboro, N.H.) this year after helping Logan High School win Region 11 titles in each of his three varsity seasons. The 6-foot-4 swingman was named the 3A MVP by the Deseret Morning News last spring after averaging 21.1 points, 10.2 rebounds and 3.2 steals per game as a senior at Logan High School. Described as explosive and athletic, Abouo was a two-time first-team all-state selection at LHS who also earned All-Valley Player of the Year honors as a junior in 2005-06 when he averaged 15.6 ppg, 7.7 rpg and 1.1 bpg. Known for his competitiveness and clutch play, **Emery** is a quick player and solid defender with outstanding leaping ability. The Alpine, Utah, native provided a consistent spark for BYU and was a top perimeter defender as a true freshman in 2005-06, playing in 28 of 29 games with six starts. He averaged 2.8 points and 1.5 rebounds while scoring in double figures twice and leading BYU in rebounds and assists once each. A good shooter from long range, Emery also has the athleticism and creativity to convert inside when going to the basket. The 6-foot-3 guard out of Lone Peak High School was named the top player in Class 4A in 2005 and received the 2005 Mr. Basketball Award (Deseret Morning News), given to the athlete considered to be the top high school player in Utah.

1,000 POINT CLUB

| Player | Total | Years |
|-----------------------|--------------|-----------------|
| Danny Ainge | 2,467 | 77-81 |
| Michael Smith | 2,319 | 83-84, 86-89 |
| Devin Durrant | 2,285 | 79-80, 82-84 |
| Russell Larson | 1,885 | 92-95 |
| Fred Roberts | 1,841 | 78-82 |
| Jeff Chatman | 1,788 | 84-88 |
| Mekeli Wesley | 1,740 | 97-01 |
| Mark Bigelow | 1,715 | 98-99, 01-04 |
| Kenneth Roberts | 1,567 | 90-91, 93-96 |
| Kresimir Cosic | 1,512 | 70-73 |
| Jay Cheesman | 1,408 | 73-77 |
| Andy Toolson | 1,388 | 84-85, 87-90 |
| Roland Minson | 1,375 | 48-51 |
| Marty Haws | 1,337 | 86-90 |
| Joe Nelson | 1,317 | 47-50 |
| Dick Nernelka | 1,299 | 62-66 |
| Alan Taylor | 1,284 | 76-80 |
| Doug Richards | 1,218 | 71-74 |
| Gary Trost | 1,205 | 87-88, 90-93 |
| Eldon Brinley | 1,195 | 27-31 |
| Joe Richey | 1,177 | 50-52 |
| Randy Reid | 1,166 | 92-96 |
| Kari Liimo | 1,156 | 66-69 |
| Elwood Romney | 1,150 | 29-33 |
| Doug Howard | 1,143 | 67-70 |
| Travis Hansen | 1,137 | 00-03 |
| Steve Schreiner | 1,128 | 88-91 |
| John Fairchild | 1,109 | 63-65 |
| Gary Earnest | 1,108 | 58-61 |
| Terrell Lyday | 1,105 | 99-01 |
| Mark Handy | 1,099 | 73-77 |
| Mel Hutchins | 1,084 | 47-51 |
| Keena Young | 1,068 | 05-07 |
| Scott Runie | 1,051 | 76-80 |
| Bernie Fryer | 1,031 | 70-72 |
| Trent Plaisted | 1,025 | 05-pres. |
| Dave Eastis | 1,015 | 58-61 |

COUGAR ROSTER BREAKDOWN CONT.

BY CLASS

SENIORS (3)

| | | |
|--------------|------|-----|
| Sam Burgess | 6-3 | G |
| Vuk Ivanovic | 6-10 | F/C |
| Ben Murdock | 6-2 | G |

JUNIORS (5)

| | | |
|--------------------|------|-----|
| Lee Cumnard | 6-7 | G |
| Gavin MacGregor | 6-10 | F/C |
| Lamont Morgan, Jr. | 5-10 | G |
| Trent Plaisted | 6-11 | F/C |
| Archie Rose | 6-5 | G |

SOPHOMORES (2)

| | | |
|--------------------|------|-----|
| Chris Miles | 6-11 | F/C |
| Jonathan Tavernari | 6-6 | G/F |

FRESHMEN (6)

| | | |
|--------------------|------|-----|
| James Anderson | 6-10 | F/C |
| Chris Collinsworth | 6-9 | F |
| Jimmer Fredette | 6-2 | G |
| Michael Loyd, Jr. | 6-1 | G |
| Nick Martineau | 5-11 | G |
| Matt Pinegar | 6-0 | G |

BY STATE/COUNTRY

ARIZONA (2)

| | |
|----------------|------|
| Lee Cumnard | Mesa |
| James Anderson | Page |

CALIFORNIA (2)

| | |
|--------------------|------------|
| Lamont Morgan, Jr. | Pomona |
| Gavin MacGregor | Ridgecrest |

NEVADA (1)

| | |
|-------------------|-----------|
| Michael Loyd, Jr. | Las Vegas |
|-------------------|-----------|

NEW YORK (1)

| | |
|-----------------|-------------|
| Jimmer Fredette | Glens Falls |
|-----------------|-------------|

TEXAS (1)

| | |
|----------------|-------------|
| Trent Plaisted | San Antonio |
|----------------|-------------|

UTAH (6)

| | |
|--------------------|---------------|
| Sam Burgess | Alpine |
| Ben Murdock | Bountiful |
| Nick Martineau | Fruit Heights |
| Chris Collinsworth | Provo |
| Chris Miles | Provo |
| Matt Pinegar | Provo |

BAHAMAS (1)

| | |
|-------------|--------|
| Archie Rose | Nassau |
|-------------|--------|

BRAZIL (1)

| | |
|--------------------|--------------|
| Jonathan Tavernari | Sao Bernardo |
|--------------------|--------------|

SERBIA (1)

| | |
|--------------|---------|
| Vuk Ivanovic | Pancevo |
|--------------|---------|

MEN'S BASKETBALL HONORED FOR HIGH ACADEMIC ACHIEVEMENT

The NCAA honored the BYU men's basketball team with a public recognition award for the Cougars' Academic Progress Rate scores. BYU posted multi-year APR scores in the top 10 percent of all men's basketball teams in the country. "The athletes have really worked hard at striving to be good students," said E.J. Caffaro, Student Athlete Academic Center director and men's basketball academic coach. "We've worked hard to put together a strong academic program. Their high score is a result of their hard work and the success of that program." Out of the 336 Division I men's basketball programs in the country, BYU is one of 35 to be honored by the NCAA and the only basketball team from Mountain West Conference to receive the recognition. The Cougars are also one of only 10 teams to earn high academic achievement and also qualify for the past year's NCAA Tournament. Other NCAA Tournament teams who also received public recognition awards were Belmont (NCAA No. 15 seed), Holy Cross (No. 13 seed), Davidson (No. 13 seed), Illinois (No. 12 seed), North Carolina (No. 1 seed), Notre Dame (No. 6 seed), Pennsylvania (No. 14 seed), Villanova (No. 9 seed) and Xavier (No. 9 seed).

BURGESS, CUMNARD, PLAISTED NAMED TEAM CAPTAINS

BYU men's basketball head coach Dave Rose has announced that senior Sam Burgess and juniors Trent Plaisted and Lee Cumnard have been selected to serve as captains on this year's team. "Each of our captains have qualities we really want in all of our players," Rose said. "Sam is a hard worker and tough competitor who leads by example. Trent and Lee have proven their leadership ability both on and off the court over the past two years." Both Cumnard and Plaisted are two year starters who received all-conference accolades last season after helping the Cougars win their first outright league title since 1988 and achieve their first national ranking since 1993. A two-time All-MWC Second Team selection and Freshman All-American, Plaisted was second on the team last year in both scoring (12.6 ppg) and rebounding (6.2 rpg). The junior forward/center from San Antonio scored in double figures 21 times while posting three double-doubles on the year in 33 starts. Cumnard was named to the All-MWC Third Team last season after starting every game for the Cougars. He averaged 9.4 points, third on the team, on a team-best .553 shooting mark from the field. The junior guard from Mesa, Ariz., also led the team in steals and minutes, was second in assists and blocks and was third in rebounds with 5.6 per contest. He ranked among the top 15 in the conference in seven statistical categories. After redshirting the 2005-06 season, Burgess provided a spark off the bench for the Cougars last year, playing in 31 of 34 games and averaging 3.6 points and 1.5 rebounds in 10.2 minutes of action. The senior guard from Alpine, Utah, came on especially strong during BYU's run to the conference championship, playing double-digit minutes in eight of the Cougars' last 12 outings. The best-conditioned perimeter player on the team the past two seasons, Burgess averaged 15.0 points and 5.2 assists per game while shooting .615 from the floor during BYU's successful tour of France over the summer.

IVANOVIC TABBED FOR SERBIAN NATIONAL TEAM

BYU senior Vuk Ivanovic was selected to play on the Serbian National Team for the European Championship. The 6-foot-10 forward/center was one of 32 players on the Serbian roster, including NBA veterans Marko Jaric (Minnesota Timberwolves), Darko Milicic (Memphis Grizzlies) and Sasha Pavlovic (Cleveland Cavaliers). "Vuk answered my call while he was in the lab and couldn't believe that I was calling him to play for the national team," said newly appointed Serbian coach Zoran Slavnic in an interview reported by PA SportsTicker. "We need that kind of patriot, those who love their country, who are ready to play for it and who are great players." Serbia played in Group A of the EuroBasket, which began on Sept. 3, along with defending-champion Greece and Russia. Due to his commitment to the National Team, Ivanovic did not participate in BYU's foreign tour to France Aug. 15-25.

REDSHIRTS

Three players plan to redshirt during the 2007-08 season. They are junior guard Lamont Morgan, Jr., freshman center James Anderson and freshman guard Matt Pinegar.

Men's Basketball Public Recognition

- Appalachian State University
- Belmont University
- Brigham Young University**
- Brown University
- Bucknell University
- College of the Holy Cross
- Columbia University-Barnard College
- Cornell University
- Dartmouth College
- Davidson College
- Drexel University
- Florida State University
- Furman University
- Harvard University
- Hofstra University
- Lafayette College
- Marist College
- Princeton University
- Rider University
- Saint Louis University
- Samford University
- U.S. Naval Academy
- University of Dayton
- University of Detroit Mercy
- University of Illinois, Champaign
- University of North Carolina, Chapel Hill
- University of North Carolina, Wilmington
- University of Notre Dame
- University of Pennsylvania
- University of Toledo
- Villanova University
- Wake Forest University
- Western Michigan University
- Xavier University
- Yale University



BYU'S 2007-08 RECORD WHEN ...

| | |
|--|-----|
| At home | 6-0 |
| On the road | 2-0 |
| On a neutral floor | 1-2 |
| On Television | 6-2 |
| On The Mtn. | 2-0 |
| On Versus | 0-0 |
| On CSTV | 0-0 |
| On ESPN2 | 0-1 |
| On CBS | 0-0 |
| On BYUtv | 4-1 |
| On other local broadcast TV | 0-0 |
| On Monday | 0-0 |
| On Tuesday | 1-0 |
| On Wednesday | 3-0 |
| On Thursday | 0-0 |
| On Friday | 2-0 |
| On Saturday | 3-2 |
| Coming off a win | 5-2 |
| Coming off a loss | 2-0 |
| Had two or more days between last game | 8-1 |
| Had only one day between last game | 1-0 |
| Playing the next day after a game | 0-1 |
| BYU scores 100 or more points | 1-0 |
| BYU scores between 90-99 points | 2-0 |
| BYU scores between 80-89 points | 2-0 |
| BYU scores between 70-79 points | 4-0 |
| BYU scores between 60-69 points | 0-2 |
| BYU scores below 60 points | 0-0 |
| Opponent scores 90 or more points | 0-0 |
| Opponent scores between 80-89 points | 0-0 |
| Opponent scores between 70-79 points | 2-1 |
| Opponent scores between 60-69 points | 4-1 |
| Opponent scores between 50-59 points | 2-0 |
| Opponent scores below 50 points | 1-0 |
| BYU leads at half | 9-1 |
| Opponent leads at half | 0-1 |
| Score tied at half | 0-0 |
| BYU leads with 5 minutes left | 9-0 |
| Opponent leads with 5 min. left | 0-2 |
| Score tied with 5 minutes left | 0-0 |
| BYU leads with 1 minute left | 9-0 |
| Opponent leads with 1 min. left | 0-2 |
| Score tied with 1 minute left | 0-0 |
| Game goes into overtime | 0-0 |
| BYU shoots 50 % or better | 5-0 |
| Opponent shoots 50 % or better | 1-0 |
| BYU outshoots opponent | 8-0 |
| Opponent outshoots BYU | 1-2 |
| BYU outrebounds opponent | 8-1 |
| Opponent outrebounds BYU | 1-1 |
| BYU and opponent tie in rebounds | 0-0 |
| vs. top-25 ranked opponent | 1-2 |
| vs. 2007 regular-season conference champions | 2-1 |
| vs. 2007 postseason teams | 4-2 |

LED IN SCORING BY:

| | | |
|--------------------|--------------|--------------|
| | 06-07 | 07-08 |
| Lee Cummond | 2-1 | 5-0 |
| Trent Plaisted | 6-2 | 1-2 |
| Sam Burgess | 1-0 | 2-0 |
| Jonathan Tavernari | 1-1 | 1-0 |

PLAYERS SCORE IN DOUBLE FIGURES:

| | | |
|--------------------|--------------|--------------|
| | 06-07 | 07-08 |
| Trent Plaisted | 17-4 | 9-2 |
| Lee Cummond | 11-3 | 8-1 |
| Jonathan Tavernari | 5-1 | 8-1 |
| Sam Burgess | 3-0 | 3-1 |
| Jimmer Fredette | N/A | 3-0 |
| Vuk Ivanovic | 1-0 | 1-0 |
| Michael Loyd, Jr. | N/A | 1-0 |

OF PLAYERS SCORE IN DOUBLE FIGURES:

| | | |
|---------------|--------------|--------------|
| | 06-07 | 07-08 |
| One Player | 0-1 | 0-0 |
| Two Players | 2-2 | 2-1 |
| Three Players | 11-3 | 2-1 |
| Four Players | 9-3 | 2-0 |
| Five Players | 2-0 | 3-0 |
| Six Players | 1-0 | 0-0 |

WORTHY OF MENTION

- Trent Plaisted has scored at least 20 points in four of the last nine games, including 21 points against No. 6 Louisville and a season-high 24 points against No. 1 North Carolina. Lee Cummond recorded his fourth career 20-point game and second of the season with a career-high 27 points against Lamar before scoring a game-high 21 points against Pepperdine.
- Plaisted has scored in double figures in all 11 games for BYU this season.
- Cummond became the first Cougar to record a double-double this season with 13 points and 10 rebounds against Idaho State, the fourth double-double of his career. He added his fifth with 27 points and 10 rebounds against Lamar. Plaisted posted his first of the year and 10th of his career with 21 points and 12 rebounds against No. 6 Louisville before tallying 24 points and 17 rebounds against No. 1 North Carolina. He recorded his third of the season against Weber State with 14 points and 15 rebounds and his fourth with 18 points and a career-high-tying 18 rebounds against Pepperdine.
- Senior point guard Ben Murdock has 50 assists and only 17 turnovers in his first 11 starting assignments at the Division I level, ranking second in the Mountain West Conference in assists per game (4.6) and fourth in assist/turnover ratio (2.9). Against Portland, he dished out a personal-best 10 assists with only two turnovers, the fifth time this year he has dished out at least five assists.
- BYU is averaging 80.6 ppg and allowing 63.5 ppg. BYU leads all MWC teams in scoring, scoring margin (+17.2), field-goal percentage defense (.373), three-point field-goal percentage defense (.295), rebounding margin (+8.2), assists (18.6) and defensive rebounds (29.8).
- BYU has led at the half in 10 of 11 games this year, including eight double-digit leads. The Cougars' only deficit came when they trailed 38-31 against No. 1 North Carolina. The Cougars are outscoring opponents by 12.7 points in the first period of play.

DEFENDING THE HOME COURT

With 37 straight wins in the Marriott Center, the Cougars currently own the nation's longest active home victory streak. The Cougars are 6-0 at home this year and won 17 home games last season after going 14-1 at home in 2005-06. BYU's last home loss was in the 2005-06 season opener against Loyola Marymount. BYU has since won 21 straight over nonconference opponents and 16 consecutive over MWC foes since losing its season finale in 2005 to UNLV. BYU is 408-116 (.779) all-time in the Marriott Center. The Cougars' longest home winning streak came from Feb 19, 2000 to Jan 16, 2003 when BYU won 44 straight in the Marriott Center.

Active Homecourt Winning Streaks (As of Dec. 18, 2007)

| Wins | Team | This year | Next home game |
|------|---------|-----------|---------------------------|
| 37 | BYU | 5-0 | Dec. 21 vs. Southern Utah |
| 36 | Memphis | 4-0 | Dec. 22 vs. Georgetown |

ON THE ROAD

The Cougars are 2-0 in true road games this year. With a 1-2 record on neutral courts, BYU is now 3-2 this season away from home. BYU won five of its last seven games on the road last season including a win at then-No. 20 Air Force (62-58), snapping the Falcons' 30-game home winning streak. BYU was 6-7 on the road last year and 5-3 in conference play, becoming the only Mountain West Conference team with a winning record on the road in league play last year.

MAGIC NUMBER: 70

BYU is 9-0 when scoring at least 70 points this season and 7-1 when holding opponents under the 70-point mark while averaging 80.6 points per game and allowing just 63.5 ppg. The Cougars have scored 90 or more points in three games this season, reaching 100 against Jackson State and are 5-0 when scoring over 80 points on the year. Overall, BYU leads the Mountain West Conference in scoring and scoring margin (+17.2)

CLEANING THE GLASS

BYU has won the battle of the boards in nine of 11 games this year with the only deficits coming against No. 6 Louisville (39-37) and No. 9 Michigan State (37-29). BYU is besting opponents by an average of 8.2 boards per contest. The Cougars posted a season-high +19 rebounding margin (38-19) against Hartford as four Cougars pulled down at least five rebounds. BYU began the season with a 55-40 rebounding advantage at Long Beach State, matching last year's season high of 55 boards against Seton Hall. Five Cougars posted at least six rebounds in BYU's win over Lamar, marking the first time since Jan. 8, 2005 that feat has been done.

BALANCED SCORING

BYU has had five players score in double figures in a game three times this season, already matching last year's total of three games in which at least five players reached double digits. Four different Cougars have led the team in scoring this year through the first 11 games with Lee Cummond pacing BYU five times, Trent Plaisted leading the Cougars three times, Sam Burgess twice and Jonathan Tavernari once. Team-high rebounding and assist honors have been shared by four players through 11 games.

2007-08 COUGAR GAME LEADERS/HIGHS

POINTS

| Name | # of Times | High | Game |
|--------------------|------------|------|------------|
| Lee Cummond | 5 | 27 | Lamar |
| Trent Plaisted | 3 | 24 | UNC |
| Sam Burgess | 2 | 18 | ISU |
| Jonathan Tavernari | 1 | 29 | Louisville |

REBOUNDS

| Name | # of Times | High | Game |
|--------------------|------------|------|----------|
| Trent Plaisted | 6 | 19 | Pep. |
| Lee Cummond | 3 | 10 | ISU, Lam |
| Chris Collinsworth | 1 | 10 | JSU |
| Jonathan Tavernari | 1 | 9 | at LBSU |

ASSISTS

| Name | # of Times | High | Game |
|----------------|------------|------|-----------|
| Ben Murdock | 7 | 10 | Portland |
| Trent Plaisted | 2 | 5 | Hartford |
| Sam Burgess | 3 | 5 | ISU, Pep. |
| Lee Cummond | 2 | 8 | Lamar |

2007-08 OPPONENT GAME HIGHS

POINTS

| Name | School | Total |
|------------------|--------|-------|
| Derrick Caracter | LOU | 24 |

REBOUNDS

| Name | School | Total |
|--------------|--------|-------|
| Goran Sutton | MSU | 13 |

ASSISTS

| Name | School | Total |
|--------------|--------|-------|
| Five Players | - | 4 |



INDIVIDUAL SUPERLATIVES

| DOUBLE-FIGURE SCORING | 07-08 | 06-07 | CAREER |
|-----------------------|-------|-------|--------|
| Trent Plaisted | 11 | 21 | 57 |
| Lee Cummmard | 9 | 14 | 25 |
| Jonathan Tavernari | 9 | 6 | 15 |
| Sam Burgess | 4 | 4 | 8 |
| Jimmer Fredette | 3 | N/A | 3 |
| Michael Loyd, Jr. | 1 | N/A | 1 |
| Vuk Ivanovic | - | 1 | 1 |
| Chris Miles | - | N/A | 1 |

| DOUBLE-FIGURE REBOUNDING | 07-08 | 06-07 | CAREER |
|--------------------------|-------|-------|--------|
| Trent Plaisted | 4 | 3 | 13 |
| Lee Cummmard | 2 | 3 | 5 |
| Chris Collinsworth | 1 | N/A | 1 |

| 20+ POINTS | 07-08 | 06-07 | CAREER |
|--------------------|-------|-------|--------|
| Trent Plaisted | 4 | 6 | 13 |
| Lee Cummmard | 3 | 2 | 5 |
| Jonathan Tavernari | 1 | - | 1 |

| DOUBLE-DOUBLES | 07-08 | 06-07 | CAREER |
|----------------|-------|-------|--------|
| Trent Plaisted | 4 | 3 | 13 |
| Lee Cummmard | 2 | 3 | 5 |

| DUNKS | 07-08 | 06-07 | CAREER |
|--------------------|-------|-------|--------|
| Trent Plaisted | 13 | 40 | 83 |
| Lee Cummmard | 6 | 7 | 20 |
| Chris Miles | 1 | N/A | 2 |
| Vuk Ivanovic | 1 | - | 1 |
| Chris Collinsworth | 1 | N/A | 1 |
| Archie Rose | 1 | N/A | 1 |
| BYU | 23 | 54 | |
| Opponents | 6 | 36 | |

| 3-POINTERS MADE | 07-08 | 06-07 | CAREER |
|--------------------|-------|-------|--------|
| Jonathan Tavernari | 31 | 29 | 60 |
| Sam Burgess | 19 | 15 | 44 |
| Lee Cummmard | 18 | 40 | 75 |
| Jimmer Fredette | 13 | N/A | 13 |
| Ben Murdock | 8 | 6 | 14 |
| Michael Loyd, Jr. | 4 | N/A | 4 |
| Nick Martineau | 1 | N/A | 1 |
| Chris Collinsworth | 1 | N/A | 1 |
| BYU | 95 | 256 | |
| Opponents | 57 | 197 | |

| CONSECUTIVE FREE THROWS | CURRENT | 07-08 | 06-07 |
|-------------------------|---------|-------|-------|
| Lee Cummmard | 16 | 16 | 12 |
| Jonathan Tavernari | 8 | 8 | 6 |
| Jimmer Fredette | 2 | 5 | N/A |
| Michael Loyd, Jr. | 2 | 3 | N/A |
| Chris Miles | 1 | 7 | N/A |
| Sam Burgess | 1 | 6 | 6 |
| Archie Rose | 1 | 1 | N/A |
| Gavin MacGregor | 1 | N/A | 1 |
| Trent Plaisted | - | 8 | 6 |
| Vuk Ivanovic | - | 6 | 3 |
| Ben Murdock | - | 3 | 6 |
| Chris Collinsworth | - | 3 | N/A |

| LATE FREE THROWS | 2:00-5:00 | UNDER 2:00 | OVERTIME |
|--------------------|--------------|--------------|----------|
| Lee Cummmard | 5-5 (.1000) | - | - |
| Ben Murdock | 3-4 (.750) | - | - |
| Chris Miles | 2-2 (1.000) | 2-4 (.500) | - |
| Trent Plaisted | 3-4 (.750) | - | - |
| Sam Burgess | 2-3 (.667) | - | - |
| Vuk Ivanovic | 2-3 (.667) | - | - |
| Chris Collinsworth | 1-2 (.500) | 3-3 (1.000) | - |
| Archie Rose | 2-4 (.500) | - | - |
| Jonathan Tavernari | - | 4-4 (1.000) | - |
| Vuk Ivanovic | - | 1-1 (1.000) | - |
| Jimmer Fredette | - | 1-2 (.500) | - |
| BYU | 20-27 (.741) | 11-14 (.786) | - |

| ONE-AND-ONE | FRONT END | BACK END |
|--------------------|--------------|--------------|
| Trent Plaisted | 4-8 (.500) | 3-4 (.750) |
| Sam Burgess | 4-5 (.800) | 4-4 (1.000) |
| Vuk Ivanovic | 2-2 (1.000) | 2-2 (1.000) |
| Jonathan Tavernari | 3-5 (.600) | 3-3 (1.000) |
| Jimmer Fredette | 1-2 (.500) | 1-1 (1.000) |
| Michael Loyd, Jr. | 2-2 (1.000) | 1-2 (.500) |
| Chris Miles | 2-2 (1.000) | 1-2 (.500) |
| Lee Cummmard | 1-1 (1.000) | 1-1 (1.000) |
| BYU | 19-27 (.704) | 16-19 (.842) |

HOT START

The Cougars won their first five games to begin the 2007-08 season before falling against No. 1 North Carolina on Nov. 24, equaling their best start since 2002-03 when BYU won its first five games before falling on Dec. 7 at Creighton. In the 106-year history of the program, 22 teams have started 9-2 or better. The Cougars have won in dominant fashion this season, besting opponents by an average of 17.2 points per game while scoring 80.6 ppg and allowing only 63.5 points per contest.

FROM DOWNTOWN

After setting a program record with 256 three-pointers last season, the Cougars have recorded 95 makes from long range so far this season. BYU has posted double-digit three-pointers in a game three times this year with 11 against Lamar, 12 against Long Beach State and 13 against Hartford, marking just the sixth time in program history that the Cougars have posted at least 13 threes in a game including a record 15 against UNLV last season. The Cougars have made at least six three-pointers in every game this season. BYU is shooting 38.3 percent from beyond the arc this year and has shot at least 40 percent in four games, including a season high 59.1 percent efficiency against the Hawks (13-for-22). BYU shot above 40 percent from behind the arc 18 times on the year, including 12 of the last 15 games, and made at least 10 treys in a game on seven occasions.

FANTASTIC FRESHMEN

Four Cougar freshman are making an impact this year as Chris Collinsworth, Jimmer Fredette, Michael Loyd, Jr. and Nick Martineau have made their respective BYU debuts with results that bode well for the future. All four saw their first action in the Cougars' season opener at Long Beach State as Fredette and Collinsworth led the newcomers in scoring with nine points each. Fredette tallied 10 points vs. Idaho State, and Loyd scored 15 points against Jackson State while Collinsworth pulled down 10 boards against the Tigers. Fredette then made noise against Hartford with 19 points on 6-for-7 shooting from the field, including making 4-of-5 from three-point range, while posting a perfect 3-for-3 mark from the free-throw line and tying his career high with four steals in 19 minutes. On the year, Collinsworth is tied for 19th in the Mountain West Conference in rebounds (4.9).

FOR STARTERS

After using the same starting lineup in the first nine games of the season, Cougar head coach Dave Rose has started forward Chris Collinsworth in the last two games, marking the first career starts for the Cougar freshman. Seniors Ben Murdock and Sam Burgess along with juniors Lee Cummmard and Trent Plaisted have started all 11 games this year while sophomore Jonathan Tavernari has made nine starts. Cummmard started all 34 games last season, and Plaisted made 33 starts. Burgess made one start as a sophomore in 2004-05 while Murdock and Tavernari each earned their first career starts against Long Beach State.

BYU STARTING LINEUPS

| Opponent | (1) | (2) | (3) | (4) | (5) |
|--------------------------|---------|---------|----------|--------------|----------|
| @ Long Beach State | Murdock | Burgess | Cummmard | Tavernari | Plaisted |
| Idaho State | Murdock | Burgess | Cummmard | Tavernari | Plaisted |
| Jackson State | Murdock | Burgess | Cummmard | Tavernari | Plaisted |
| Hartford | Murdock | Burgess | Cummmard | Tavernari | Plaisted |
| vs. No. 6 Louisville | Murdock | Burgess | Cummmard | Tavernari | Plaisted |
| vs. No. 1 North Carolina | Murdock | Burgess | Cummmard | Tavernari | Plaisted |
| @ Portland | Murdock | Burgess | Cummmard | Tavernari | Plaisted |
| Weber State | Murdock | Burgess | Cummmard | Tavernari | Plaisted |
| vs. Michigan State | Murdock | Burgess | Cummmard | Tavernari | Plaisted |
| Lamar | Murdock | Burgess | Cummmard | Collinsworth | Plaisted |
| Pepperdine | Murdock | Burgess | Cummmard | Collinsworth | Plaisted |
| Southern Utah | | | | | |
| @ Boise State | | | | | |
| Loyola Marymount | | | | | |
| @ Wake Forest | | | | | |
| Colorado State | | | | | |
| @ UNLV | | | | | |
| @ Utah | | | | | |
| San Diego State | | | | | |
| New Mexico | | | | | |
| @ Air Force | | | | | |
| @ Wyoming | | | | | |
| TCU | | | | | |
| @ Colorado State | | | | | |
| UNLV | | | | | |
| Utah | | | | | |
| @ San Diego State | | | | | |
| @ New Mexico | | | | | |
| Air Force | | | | | |
| Wyoming | | | | | |
| @ TCU | | | | | |

WON-LOSS RECORDS/STARTING LINEUPS

| RECORD | (1) | (2) | (3) | (4) | (5) |
|--------|---------|---------|----------|--------------|----------|
| 7-2 | Murdock | Burgess | Cummmard | Tavernari | Plaisted |
| 2-0 | Murdock | Burgess | Cummmard | Collinsworth | Plaisted |



BYU MARGIN OF VICTORY/DEFEAT

| | WINS | LOSSES |
|---------------------|--------------------|--------|
| 1 point..... | | |
| 2 points..... | 1 | |
| 3 points..... | | |
| 4 points..... | | |
| 5 points..... | | |
| 6 points..... | | |
| 7 points..... | | 1 |
| 8 points..... | | |
| 9 points..... | | |
| 10 points..... | | 1 |
| 11 points..... | | |
| 12 points..... | | |
| 13 points..... | | |
| 14 points..... | | |
| 15 points..... | 1 | |
| 16-19 points..... | 1 (19) | |
| 20-24 points..... | 4 (24, 24, 22, 21) | |
| 25-29 points..... | | |
| 30-plus points..... | 2 (40, 39) | |

BYU STREAKS ...

| | 07-08 | OVERALL |
|--------------------------------------|--------|---------|
| Current won/loss streak | 2 wins | same |
| At home | 6-0 | 37-0 |
| On the road | 2-0 | same |
| On a neutral floor | 0-2 | same |
| At home vs. Nonconference | 6-0 | 21-0 |
| At home vs. MWC | 0-0 | 16-0 |
| On the road vs. Nonconference | 2-0 | same |
| On the road in MWC Games | 0-0 | 0-1 |
| On a neutral floor vs. Nonconference | 0-2 | same |
| On a neutral floor vs. MWC | 0-0 | 2-0 |
| at regular-season tournament | 0-1 | same |
| at MWC Tournament | 0-0 | 0-1 |
| at NCAA Tournament | 0-0 | 0-6 |
| at NIT | 0-0 | 0-2 |
| Games With a Three-Point Make | 11 | 369 |

WINNING BIG

The Cougars' nine victories this year have come by an average margin of 22.9 points, including a 19-point victory over Pepperdine, a 22-point win over Lamar (88-66), a 15-point triumph over Weber State (72-57), a 14-point victory at Portland (78-54), a two-point win over No. 6 Louisville, a 24-point triumph over Hartford (97-73), a 39-point win over Jackson State (100-61), a 21-point victory over Idaho State (90-69) and a 40-point win at Long Beach State (74-34). The win over the 49ers marked BYU's largest margin of victory over a Division I opponent since defeating Morgan State by 41 points (110-69) on Dec. 28, 1995. Including a 10-point loss to No. 1 North Carolina and a seven-point defeat at the hands of No. 9 Michigan State, the Cougars are still besting opponents by 17.2 points per game this year. BYU won 17 games by double-digits last year, including seven by 20 or more points, and was the only team in the Mountain West Conference to not have a regular-season game decided by less than four points. With an average scoring margin of +9.1 last season, the Cougars posted their largest margin of victory since 1993 over the course of the year.

ON FIRE

BYU is shooting 48.8 percent from the field this season while allowing opponents to shoot just 37.3 percent from the floor. Overall, the Cougars have shot above 50 percent in five games this year. BYU has shot above 50 percent in the first half of five games this season and in the second half of six contests, marking 11 halves of play with a shooting percentage of 50 percent higher, including three above 60 percent. The Cougars posted a season-high 60.4 percent efficiency against Hartford bolstered by a 63.6 percent second-half shooting mark (14-for-22). The Cougars shot a season-high 65.2 percent in the second half at Portland, making their first seven shots of the period. BYU's first-half season high came Saturday against Pepperdine when the Cougars shot 62.1 percent from the field while building a 40-33 halftime lead over the Waves. Individually, three Cougars rank among the top 10 in the Mountain West Conference in field-goal percentage as Lee Cummard leads the league shooting 62.9 percent, Trent Plaisted ranks second at 60.2 percent and Jonathan Tavernari comes in ninth at 38.9 percent with a minimum of five shots made per game.

HALFTIME REPORT

The Cougars are 9-1 this season when leading at the half with eight of the 10 advantages coming by double digits. BYU suffered its first loss of the year after holding a halftime lead with a 68-61 defeat against No. 9 Michigan State after a 35-25 lead at the break. No. 1 North Carolina was the first team this season to post a halftime lead against BYU with a 38-31 advantage at the break. The Cougars are besting opponents by an average of 12.7 points in the first period of play after while scoring at least 40 points in the first half of seven of 11 games this season. BYU has scored at least 30 points in the first half of every game this season while holding opponents under 30 points seven times. The BYU defense kept Long Beach State and Idaho State under 30 points, under 30 percent shooting from the field and under 10 field goals made in the first 20 minutes. The Cougars' 36-12 lead at the break in Long Beach marked their largest halftime advantage since being up by 28 points (51-23) against Western Oregon on Dec. 22, 2006. The 12 points given up by BYU in the first 20 minutes of the game at LBSU marked the fewest points allowed in a half by the Cougars since allowing a record-low 10 points against Air Force in 2003. BYU has topped 40 points in the second half of six games this year while surpassing the 50-point mark in the second half twice.

2007-08 SCORING BY HALF (BYU-OPPONENT)

| | FIRST HALF (Margin) | FIELD GOAL % | SECOND HALF (Margin) | FIELD GOAL % | FINAL (Margin) | FIELD GOAL % |
|------------------------------------|-----------------------|--------------|----------------------|--------------|-----------------------|--------------|
| @ Long Beach State | 36-12 (+24) | 43.8-11.1 | 38-22 (+26) | 43.3-24.4 | 74-34 (+40) | 43.5-19.1 |
| Idaho State | 44-25 (+19) | 53.8-29.6 | 46-44 (+2) | 51.5-57.7 | 90-69 (+21) | 52.5-43.4 |
| Jackson State | 41-29 (+12) | 55.2-34.3 | 59-32 (+27) | 55.6-32.4 | 100-61 (+39) | 55.4-33.3 |
| Hartford | 46-22 (+24) | 57.7-35.7 | 51-51 (0) | 63.6-53.3 | 97-73 (+24) | 60.4-44.8 |
| vs. No. 6 Louisville | 41-37 (+4) | 39.4-70.0 | 37-39 (-2) | 50.0-40.0 | 78-76 (+2) | 44.4-50.9 |
| vs. No. 1 North Carolina | 31-38 (-7) | 42.3-43.3 | 32-35 (-3) | 37.9-38.9 | 63-73 (-10) | 40.3-40.7 |
| @ Portland | 35-21 (+14) | 44.1-32.1 | 43-33 (+10) | 65.2-40.0 | 78-54 (+24) | 52.6-36.2 |
| Weber State | 42-21 (+21) | 42.9-32.1 | 30-36 (-6) | 41.4-34.4 | 72-57 (+15) | 42.1-33.3 |
| vs. Michigan State | 35-25 (+10) | 58.3-29.4 | 26-43 (-17) | 30.4-66.7 | 61-68 (-7) | 44.7-44.8 |
| Lamar | 42-30 (+12) | 48.5-35.5 | 46-36 (+10) | 41.2-40.6 | 88-66 (+22) | 44.8-38.1 |
| Pepperdine | 40-33 (+7) | 62.1-34.3 | 46-34 (+12) | 52.8-28.6 | 86-67 (+19) | 56.9-31.4 |
| Southern Utah | | | | | | |
| @ Boise State | | | | | | |
| Loyola Marymount | | | | | | |
| @ Wake Forest | | | | | | |
| Colorado State | | | | | | |
| @ UNLV | | | | | | |
| @ Utah | | | | | | |
| San Diego State | | | | | | |
| New Mexico | | | | | | |
| @ Air Force | | | | | | |
| @ Wyoming | | | | | | |
| TCU | | | | | | |
| @ Colorado State | | | | | | |
| UNLV | | | | | | |
| Utah | | | | | | |
| @ San Diego State | | | | | | |
| @ New Mexico | | | | | | |
| Air Force | | | | | | |
| Wyoming | | | | | | |
| @ TCU | | | | | | |
| SEASON TOTALS (avg. margin) | 433-293 (+127) | | 454-405 (+45) | | 887-698 (+172) | |



BYU BASKETBALL ON KSL NEWSRADIO
(102.7 FM and 1160 AM)

The "Voice of the Cougars" is KSL Newsradio 1160's Greg Wrubell. He is in his 12th season as the play-by-play voice of BYU basketball. Wrubell, also the voice of BYU football, is joined by former Cougar lettermen Mark Durrant or Andy Toolson as color analysts. Durrant is in his 11th year teaming with Wrubell while Toolson, a former Cougar assistant coach, begins his first season as an analyst for select broadcasts. In addition to live coverage of every Cougar game, the following programs can be heard each week on KSL Newsradio.



Greg Wrubell

COACH ROSE ON KSL NEWSRADIO ...

- Coach's Corner with Dave Rose
Mondays at 8:45 a.m.
- The Dave Rose Show
Mondays from 7-8 p.m.

THE DAVE ROSE SHOW ON KSL-TV

BYU coach Dave Rose's weekly television show airs on Sunday evenings at 11 p.m. on KSL-TV, channel 5 in Salt Lake City and will be rebroadcast on the mtn. (check weekly listings for scheduled air times).

COUGARS BRING CHRISTMAS CHEER TO LOCAL FAMILIES

For the ninth year, the BYU men's basketball team joined the Children with Cancer Christmas Foundation in an effort to raise money for families who have children with cancer and participate in the Foundation's annual Christmas party for those families. The Foundation has been collecting monetary donations and unwrapped toys since the beginning of December. One hundred percent of all donations to the Foundation went directly towards the Christmas party, which was held Wednesday for more than 90 families who have children with cancer living primarily in Utah County. A large portion of the money donated purchased hundreds of toys that will enable these parents to have gifts under the Christmas tree for their children. In addition to all of these toys, there was food, free entertainment, such as games and ornament decorating, and local celebrities including Santa, Cosmo and the BYU men's basketball team. This is the ninth year BYU coaches, players and their families have volunteered for the Christmas party. BYU head coach Dave Rose served as Honorary Chairman for the third year. "This has always been a cause I feel strongly about," said BYU coach Dave Rose. "It has been such a positive experience for the coaches, players and families and is a tremendous opportunity for community members to be involved in brightening the holiday season for these children." Cheryl Rose, vice chairman of the Foundation and wife of coach Rose, discussed the challenges these families face financially and how the Foundation hopes to help these families now and in the future. "For many of these families, it is financially impossible to always have food on the table, a roof over their heads or even have Christmas," Cheryl Rose said. "We want to create a Christmas experience that they will never forget and hopefully in the future help families meet those basic needs that they can't on their own." In addition to the presents the families received, Rose said the event is also a blessing for all of those involved. "This is the most exciting part of my job as the coach's wife," she said. "It's such a joy to be involved. Our lives are blessed so much by what happens here. We love these families and these children." Of course, the party, which started with just 15 families 10 years ago, would not be possible without the donations made by community members. "The support we get from the community makes this event possible," Cheryl Rose said. "We couldn't serve these children without the donations of time, money and gifts we receive. We even had some school children this year who drew pictures for the kids because they didn't have any money to donate but wanted to help. It's such an amazing experience to see the outpouring of love and support we get from the community. It really helps these parents know that they're not fighting this fight alone."

REID RETURNS

The BYU Athletics Department and former players will be presenting former Cougar head coach and current Southern Utah head coach Roger Reid with a plaque commemorating his return to the Marriott Center. The gift, which includes a piece of the original Marriott Center floor, will be presented prior to the start of the 6:30 p.m. game between the Cougars and Thunderbirds. Reid spent 11 years as an assistant with the BYU program before becoming the Cougars' head coach from 1989-96, compiling a 152-77 all-time record.

2007-08 OFFENSIVE TRENDS (BYU-OPPONENT)

| | PTS/PAINT (Margin) | PTS OFF T.O. (Margin) | 2ND CHANCE PTS (Margin) | FASTBREAK PTS (Margin) | BENCH PTS (Margin) | BIG RUN | BIG LEAD |
|------------------------------------|------------------------|-----------------------|-------------------------|------------------------|-----------------------|----------|----------|
| @ Long Beach State | 34-14 (+20) | 23-6 (+17) | 13-6 (+7) | 8-0 (+8) | 30-7 (+23) | 14-0/- | 40/- |
| Idaho State | 30-14 (+16) | 23-13 (+10) | 9-6 (+3) | 18-2 (+16) | 20-21 (-1) | 10-0/6-0 | 24/- |
| Jackson State | 54-16 (+38) | 25-9 (+16) | 12-11 (+1) | 20-4 (+16) | 43-31 (+12) | 14-0/8-0 | 44/8 |
| Hartford | 28-22 (+6) | 22-18 (+4) | 12-8 (+4) | 10-0 (+10) | 29-29 (0) | 10-0/4-0 | 27/2 |
| vs. No. 6 Louisville | 36-30 (+6) | 22-9 (+13) | 10-14 (-4) | 10-4 (+6) | 8-12 (-4) | 9-0/8-0 | 10/5 |
| vs. No. 1 North Carolina | 22-26 (-4) | 9-18 (-9) | 13-15 (-2) | 0-4 (-4) | 0-21 (-21) | 9-0/7-0 | 2/10 |
| @ Portland | 30-20 (+10) | 19-12 (+7) | 9-9 (0) | 11-5 (+6) | 19-23 (-4) | 13-0/6-0 | 29/- |
| Weber State | 20-24 (-4) | 20-4 (+16) | 17-10 (+7) | 4-0 (+4) | 12-29 (-17) | 8-0/5-0 | 22/2 |
| vs. Michigan State | 12-28 (-14) | 12-13 (-1) | 9-19 (-10) | 0-4 (-4) | 7-10 (-3) | 8-0/10-0 | 14/8 |
| Lamar | 34-28 (+6) | 11-19 (-8) | 19-4 (+15) | 10-6 (+4) | 28-34 (-6) | 12-0/8-0 | 25/- |
| Pepperdine | 46-24 (+22) | 23-19 (+4) | 12-14 (-2) | 12-2 (+10) | 27-31 (-4) | 11-0/8-0 | 22/- |
| Southern Utah | | | | | | | |
| @ Boise State | | | | | | | |
| Loyola Marymount | | | | | | | |
| @ Wake Forest | | | | | | | |
| Colorado State | | | | | | | |
| @ UNLV | | | | | | | |
| @ Utah | | | | | | | |
| San Diego State | | | | | | | |
| New Mexico | | | | | | | |
| @ Air Force | | | | | | | |
| @ Wyoming | | | | | | | |
| TCU | | | | | | | |
| @ Colorado State | | | | | | | |
| UNLV | | | | | | | |
| Utah | | | | | | | |
| @ San Diego State | | | | | | | |
| @ New Mexico | | | | | | | |
| Air Force | | | | | | | |
| Wyoming | | | | | | | |
| @ TCU | | | | | | | |
| SEASON TOTALS | 346-246 (+ 9.1) | 209-140 (+6.3) | 135-116 (+1.7) | 103-31 (+6.5) | 223-248 (-2.3) | | |
| Times Led (BYU/Opp/Tie) ... | 8/3/0 | 8/3/0 | 6/4/1 | 9/2/0 | 2/9/0 | | |





2007-08 MWC STANDINGS
(through 12/18/07)

| | MWC | Overall | Streak |
|-----------------|-----|---------|--------|
| No. 21/23 BYU | - | 9-2 | W-2 |
| New Mexico | - | 9-2 | W-2 |
| San Diego State | - | 9-2 | W-1 |
| UNLV | - | 7-2 | W-1 |
| TCU | - | 6-3 | W-2 |
| Utah | - | 6-3 | W-1 |
| Air Force | - | 7-4 | W-2 |
| Colorado State | - | 5-5 | L-2 |
| Wyoming | - | 4-4 | L-1 |

UPCOMING MWC ACTION

Wednesday, December 19

COLORADO STATE at Nevada, 7 p.m. PT
 New Mexico State at NEW MEXICO, 7 p.m. MT The Mtn.
 Arizona at UNLV, 7 p.m. PT CSTV

Friday, December 21

State Farm Sun Bowl Basketball Tournament
 WYOMING vs. Buffalo, 5 p.m. MT
 Southern Utah at BYU, 6:30 p.m. MT The Mtn.

2007-08 MWC PLAYERS OF THE WEEK

| | |
|---------|--|
| Nov. 12 | Tim Anderson, Sr., G, Air Force Kyle Spain, Jr., F, San Diego State |
| Nov. 19 | Stuart Creason, Jr., C, Colorado State J.R. Giddens, Sr., G, New Mexico |
| Nov. 26 | Trent Plaisted, Jr., F/C, BYU |
| Dec. 3 | Brandon Ewing, Jr., G, Wyoming |
| Dec. 10 | Trent Plaisted, Jr., F/C, BYU |
| Dec. 17 | Lee Cumnard, Jr., G, BYU |

PRESEASON MWC MEDIA POLL

School (First-place votes) Points

- 1...BYU (15) - 181
- 2...UNLV (2) - 146
- 3...Utah (2) - 142
- 4...New Mexico (2) - 128
-San Diego State (1) - 128
- 6...Wyoming - 120
- 7...TCU - 58
- 8...Air Force - 54
- 9...Colorado State - 33

Preseason All-MWC

Trent Plaisted, Jr., F/C, BYU
 J.R. Giddens, Sr., G, New Mexico
 Wink Adams, Jr., G, UNLV
 Luke Nevill, Jr., C, Utah
 Brandon Ewing, Jr., G, Wyoming

Top Returning Player
 Brandon Ewing, Jr., G, Wyoming

Top Newcomer
 Ryan Amoroso, Jr., F, San Diego State

Top Freshman
Jimmer Fredette, BYU

PRESEASON MWC POLL

The Mountain West Conference released its men's basketball preseason media poll and all-conference team at the league's media day held at the The Mtn. studios in Littleton, Colo. Conference media selected defending regular-season champion BYU to repeat as the MWC men's basketball champion. The Cougars' Trent Plaisted was named to the five-member preseason team and BYU newcomer Jimmer Fredette was tabbed the top freshman. "Obviously, these picks are a compliment to our team as well as to Trent and Jimmer," BYU coach Dave Rose said. "I think this is a tribute to how hard our guys have worked and speaks to the credibility of our program." BYU returns seven lettermen and two starters from last year's 25-9 team that finished the year ranked No. 24 in the final Associated Press Poll. BYU captured 15 of 22 first-place votes and 181 points for the top spot in the preseason media poll. Five MWC teams earned at least one first-place vote. 2007 MWC Tournament champion UNLV (146 points) and Utah (142 points) each earned two first-place votes to finish second and third, respectively, while New Mexico garnered two first-place votes and 128 points to tie for fourth with San Diego State, who received one first-place vote and 128 points. Wyoming collected 120 points to finish sixth, followed by TCU in seventh with 58 points. Air Force was chosen eighth with 54 points, while Colorado State rounded out the poll in ninth place with 33 points. BYU and UNLV earned NCAA Tournament berths last season, while Air Force and San Diego State were NIT participants. The Cougars captured the regular-season Mountain West title with a 13-3 mark and received an at-large bid to the NCAA Tournament following a runner-up finish in the MWC Tournament. UNLV posted a second-place finish in regular-season play (12-4) and became the second Mountain West team in three years to advance to the Sweet 16, earning the league's automatic bid to the NCAA Tournament after capturing the MWC Tournament crown on their home floor with a win over the Cougars. Overall, the MWC has had 18 NCAA Tournament appearances the past eight years. Since 2003, all nine MWC teams have participated in postseason play at least once.

IN THE FIRST EIGHT YEARS OF THE MWC ...

- BYU has had six 20-win seasons, leading all MWC schools. Utah has had five, UNLV four, Air Force, Wyoming and San Diego State three and New Mexico two.
- BYU has had the league's top RPI three times, been second twice and third on three occasions. The Cougars were second last year (18) behind UNLV (10).
- BYU has played the toughest schedule on average of any team in the MWC. Last year, BYU's schedule was rated third behind Utah and UNLV. BYU had the league's toughest schedule in two of the previous three seasons.
- BYU has the second-most overall wins (162, Utah leads at 166).
- BYU is also second in conference wins (73, Utah has 75).
- BYU has the second-most MWC regular-season titles (three). Utah leads with four.
- BYU is one of six MWC teams to win the MWC Tournament title.

BYU IN THE MWC AND NCAA STATISTICAL RATINGS

| MWC STATS | ALL | CONF | INDIVIDUAL | TOP BYU PLAYER - ALL | TOP BYU PLAYER - CONF. |
|------------------------|------|--------|--------------------------|---------------------------|----------------------------|
| Scoring Offense | 1st | - | Scoring | Trent Plaisted - 1st | - |
| Scoring Defense | 5th | - | Rebounding | Trent Plaisted - 1st | - |
| Scoring Margin | 1st | - | FG Percentage | Lee Cumnard - 1st | - |
| FT Percentage | 6th | - | Assists | Ben Murdock - 2nd | - |
| FG Percentage | 3rd | - | FT Percentage | Lee Cumnard - NR | - |
| FG Percentage Defense | 1st | - | Steals | Fredette, Tavernari - NR | - |
| 3FG Percentage | 4th | - | 3FG Percentage | Jonathan Tavernari - 2nd | - |
| 3FG Percentage Defense | 1st | - | 3FG Made/Game | Jonathan Tavernari - 3rd | - |
| Rebounding Average | 2nd | - | Blocked Shots | Trent Plaisted - 7th | - |
| Rebounds Allowed | 6th | - | Assist/TO Ratio | Ben Murdock - 4th | - |
| Rebounding Margin | 1st | - | Offensive Rebounds | Trent Plaisted - 2nd | - |
| Blocked Shots | 2nd | - | Defensive Rebounds | Trent Plaisted - 1st | - |
| Assists | 1st | - | | | |
| Steals | 6th | - | MWC TEAM HIGHS | BYU RANK | TOTAL |
| Turnover Margin | 7th | - | Points | 1st | 100 vs. Jackson State |
| Assist/Turnover Ratio | 4th | - | 3FG Made | T2nd | 13 vs. Hartford |
| Offensive Rebounds | 2nd | - | Rebounds | 2nd | 55 at Long Beach State |
| Defensive Rebounds | 1st | - | Assists | T2nd | 25 vs. Jackson State |
| 3-FG Made/Game | 2nd | - | Blocks | 1st | 8 vs. Weber State |
| | | | | T2nd | 7 vs. Jackson State |
| NCAA STATS* | RANK | ACTUAL | MWC PLAYER HIGHS | BYU PLAYER - RANK | TOTAL |
| Assists Per Game | 14th | 18.6 | Points | Tavernari - 2nd | 29 vs. No. 6 Louisville |
| FG Percentage Defense | 18th | 37.3 | FG Made | Cumnard - 2nd | 11 vs. Lamar |
| Scoring Margin | 21st | 17.2 | 3FG Made | Tavernari - T1st | 6 vs. No. 1 North Carolina |
| Rebound Margin | 23rd | 8.2 | Rebounds | Plaisted - 1st | 18 vs. Pepperdine |
| Scoring Offense | 34th | 80.6 | Assists | Murdock - 1st | 10 at Portland |
| FG Percentage | 35th | 48.8 | Blocks | Plaisted - T1st | 5 vs. Weber State |
| 3FG Made/Game | 38th | 8.6 | NCAA STATS - INDIVIDUAL* | BYU PLAYER - RANK | TOTAL |
| Win/Loss Percentage | 44th | 81.8 | FG Percentage | Lee Cumnard - 20th | 62.9 |
| Assist/TO Ratio | 48th | 1.15 | Rebounds/Game | Trent Plaisted - 23rd | 9.8 |
| 3FG Percentage | 75th | 38.3 | FG Percentage | Trent Plaisted - 33rd | 60.2 |
| | | | 3FG Made/Game | Jonathan Tavernari - 60th | 2.8 |
| | | | Points/Game | Trent Plaisted | 18.0 |

*Top 80

*Top 100

NCAA Rankings are as of Dec. 16



**BYU FOREIGN PLAYERS
BREAKDOWN BY COUNTRY**

FINLAND (7)

| | | |
|-------------------|---------------------------------|---------|
| Timo Lampen | Lahti, Finland | 1961 |
| Kari Liimo | Helsinki, Finland | 1967-69 |
| | Two-time All-WVAC | |
| Veikko Vainio | Kotka, Finland | 1969-71 |
| Kalevi Sarkalahti | Helsinki, Finland | 1971-73 |
| Jarmo Laitinen | Tapiola, Finland | 1975 |
| Timo Saarelainen | Helsinki, Finland | 1981-85 |
| | All-WAC, WAC Player of the Year | |
| Jarkko Ahlbom | Rauma, Finland | 1996-98 |

CANADA (5)

| | | |
|-----------------|-----------------|-------------|
| Tom Karren | Alberta, Canada | 1952-54 |
| Bob Inglis | Calgary, Canada | 1960, 62 |
| Orville Fisher | Alberta, Canada | 1966-68 |
| Phil Tollestrup | Alberta, Canada | 1970-72 |
| Jimmy Balderson | Alberta, Canada | 2002, 05-07 |

BRAZIL (4)

| | | |
|---------------------------|--|-------------------|
| Rafael Araujo | Sao Paulo, Brazil | 2003-04 |
| | MWC Player of the Year, Two-time All-MWVC, Two-time All-American | |
| Luiz Lemes | Sao Paulo, Brazil | 2003-04 |
| Fernando Malaman | Limeira, Brazil | 2006-07 |
| Jonathan Tavernari | Sao Bernardo, Brazil | 2007-pres. |

YUGOSLAVIA (3)

| | | |
|------------------|--|---------|
| Kresimir Cosic | Zadar, Yugoslavia | 1971-73 |
| | Three-time All-WAC, Six-time All-American | |
| Misho Ostarcevic | Zadar, Yugoslavia | 1976-77 |
| Nick Nakic | Zagreb, Yugoslavia | 1977 |

SERBIA (1)

| | | |
|---------------------|------------------------|-------------------|
| Vuk Ivanovic | Pancevo, Serbia | 2006-pres. |
|---------------------|------------------------|-------------------|

BAHAMAS (1)

| | | |
|--------------------|------------------------|-------------------|
| Archie Rose | Nassau, Bahamas | 2008-pres. |
|--------------------|------------------------|-------------------|

AUSTRALIA (1)

| | | |
|-------------|---------------------|---------|
| Cory Reader | Brisbane, Australia | 1994-95 |
|-------------|---------------------|---------|

NEW ZEALAND (1)

| | | |
|-----------------|---------------------|------|
| Michael Tompson | Nelson, New Zealand | 1997 |
|-----------------|---------------------|------|

BELGIUM (1)

| | | |
|-----------|------------------|------|
| Sam Adams | Antwerp, Belgium | 1991 |
|-----------|------------------|------|

ENGLAND (1)

| | | |
|------------|--------------------|------|
| Fred Petty | Yorkshire, England | 1972 |
|------------|--------------------|------|

HOLLAND (1)

| | | |
|----------|-----------------|------|
| Paul Vos | Waalre, Holland | 1978 |
|----------|-----------------|------|

MEXICO (1)

| | | |
|------------|-------------------------|------|
| John Hatch | Colonial Juarez, Mexico | 1968 |
|------------|-------------------------|------|

INTERNATIONAL PLAYERS AT BYU

- Including junior transfer Archie Rose, 27 international players have played basketball at BYU.
- The Cougars have had an international player on their varsity roster in 36 of the past 56 years.
- In the last six years, BYU has rostered seven international players, including three on this season's team - Vuk Ivanovic (Serbia), Jonathan Tavernari (Brazil) and Archie Rose (Bahamas).
- Foreign players at BYU have received eight all-conference citations, two conference player of the year awards (Timo Saarelainen - 1985, Rafael Araujo - 2004) and eight All-America citations (Kresimir Cosic - 1972 and 1973, Rafael Araujo - 2004).
- According to a book about basketball in Finland by Mikko Simon, BYU has the distinction of being the first NCAA Division I school to have an overseas player on its roster when Timo Lampen, a native of Lahti, Finland, took the court for the Cougars in 1960-61.
- BYU also boasts the first foreign All-American in Kresimir Cosic, whose BYU jersey was retired on March 4. The Zadar, Yugoslavia, native played on the Cougar varsity team from 1971-73 and earned six All-America citations and three first-team All-Western Athletic Conference awards. He is the only BYU player to be inducted into the Basketball Hall of Fame. Cosic passed away in 1995.
- During the 2005 NCAA Men's Basketball Tournament, CBS Television analyst Billy Packer singled out Cosic during a discussion of the quality of international players now playing college basketball. Said Packer, "Kresimir Cosic, who played for BYU, was really the first great international player to play basketball in the United States."

SUMMER FOREIGN TOUR A SUCCESS

The BYU men's basketball team completed a five-game, 11-day foreign tour of France and Monaco in August with a perfect 5-0 record. The Cougars impressed the opposition by scoring 89.2 points per game for a 23.4 average margin of victory. "It was a great trip," BYU coach Dave Rose said. "From a coach's perspective it went just as we wanted. Everyone got to play, and we really played well and shot the ball well." Sophomore forward Jonathan Tavernari paced the team in the scoring column, pouring in 21.4 points per game. Junior forward/center Trent Plaisted followed in point production after his injury-shortened final outing dropped his scoring average of 20.6 over the first three games to 17.5 points for the trip. Tavernari shot 47.8 percent on the trip, including .439 accuracy on threes while making a team-high 15 triples. He added 5.4 rebounds and 3.0 assists. Plaisted converted a blazing 65.1 percent of his field-goal attempts and pulled down a team-best 10.3 rebounds per game. Junior guard Lee Cummond recorded three double-double outings and nearly posted a triple-double while averaging 14.4 points and 9.8 rebounds. Cummond added 4.6 assists per contest while shooting 60.9 from the floor. He had highs of 19 points, 12 rebounds and 10 assists. Senior guard Sam Burgess scored in double figures in every contest, including 22 points on 10-of-12 shooting to lead the team in its last game, which BYU played without Plaisted while he nursed an ankle sprain. Burgess averaged 15 points, 3.6 rebounds and a team-leading 5.2 assists while shooting .615 from the field and .421 from long range. Senior Ben Murdock ran the point while averaging 9.4 points, 4.0 rebounds and 5.0 assists and made a team-best .474 from behind the three-point arc. Junior forward/center Gavin MacGregor had a strong showing with averages of 10 points, 8.2 rebounds and a team-high .710 shooting percentage. Recently returned missionary Chris Miles, a sophomore forward/center, added 4.2 ppg and 4.2 rpg while senior point guard Chase Ulicny pitched in 0.8 ppg, 1.6 rpg and 1.2 apg. BYU started the trip by defeating the Paris All-Stars, 90-68, on Aug. 17 before earning an 89-59 victory over Lyon BBC on Aug. 20. The next night the Cougars played again in Lyon, defeating Saint Etienne, a Pro B level squad, by a score of 92-73. BYU downed Golfe-Juan in Cannes, 89-68, on Aug. 23 before finishing with an 86-61 victory over AS Monaco on Aug. 24. The team also had the chance to do some sightseeing in France and Monaco. The Cougars spent time in Paris visiting the Eiffel Tower and other sites such as the Louvre Museum and Notre Dame Cathedral. They enjoyed the opportunity to attend Church in Paris. The Cougars also visited Cannes and Monaco before returning home. "The trip was great," Tavernari said. "We got a lot closer as a team, and we got to see some sites. But most important was that we got to practice and play games and get an early start on the season as we get ready to defend our Mountain West Conference title."

BYU Basketball Stats - Tour of France

| Trent Plaisted | FG | 3PT | FT | REB | AST | TO | PTS |
|--------------------|-------|-------|-------|------|-----|-----|------|
| TOTAL | 28/43 | 0/0 | 14/25 | 41 | 8 | 11 | 70 |
| AVERAGES | .651 | .000 | .560 | 10.3 | 2.0 | 2.8 | 17.5 |
| Lee Cummond | FG | 3PT | FT | REB | AST | TO | PTS |
| TOTAL | 28/46 | 3/12 | 13/18 | 49 | 23 | 18 | 72 |
| AVERAGES | .609 | .250 | .722 | 9.8 | 4.6 | 3.6 | 14.4 |
| Jonathan Tavernari | FG | 3PT | FT | REB | AST | TO | PTS |
| TOTAL | 41/86 | 15/31 | 10/13 | 27 | 15 | 7 | 90 |
| AVERAGES | .478 | .439 | .769 | 5.4 | 3.0 | 1.4 | 18.0 |
| Sam Burgess | FG | 3PT | FT | REB | AST | TO | PTS |
| TOTAL | 32/52 | 8/19 | 3/7 | 18 | 26 | 13 | 75 |
| AVERAGES | .615 | .421 | .429 | 3.6 | 5.2 | 2.6 | 15.0 |
| Ben Murdock | FG | 3PT | FT | REB | AST | TO | PTS |
| TOTAL | 17/33 | 9/19 | 4/6 | 20 | 25 | 19 | 47 |
| AVERAGES | .515 | .474 | .667 | 4.0 | 5.0 | 3.8 | 9.4 |
| Chris Miles | FG | 3PT | FT | REB | AST | TO | PTS |
| TOTAL | 8/20 | 0/0 | 3/10 | 21 | 3 | 13 | 21 |
| AVERAGES | .400 | .000 | .300 | 4.2 | 0.6 | 2.6 | 4.2 |
| Gavin McGregor | FG | 3PT | FT | REB | AST | TO | PTS |
| TOTAL | 22/31 | 0/0 | 8/18 | 41 | 1 | 12 | 50 |
| AVERAGES | .710 | .000 | .444 | 8.2 | 0.2 | 2.4 | 10.0 |



2007-08 BYU NUMERICAL ROSTER

| NO. | NAME | POS. | HT. | WT. | YR. | EXP. | HOMETOWN (PREVIOUS SCHOOL) |
|-----|--------------------|------|------|-----|-----|------|---|
| 1 | Michael Loyd, Jr. | G | 6-1 | 170 | Fr. | HS | Las Vegas, Nev. (Palo Verde HS) |
| 2 | Lamont Morgan, Jr. | G | 5-10 | 170 | Jr. | TR | Pomona, Calif. (Saddleback CC) |
| 5 | Archie Rose | G | 6-5 | 205 | Jr. | TR | Nassau, Bahamas (Lee College) |
| 10 | Vuk Ivanovic | F/C | 6-10 | 250 | Sr. | 1L | Pancevo, Serbia (Seton Hill University) |
| 14 | Nick Martineau | G | 5-11 | 170 | Fr. | HS | Fruit Heights, Utah (Davis HS) |
| 20 | Sam Burgess | G | 6-3 | 190 | Sr. | 2L | Alpine, Utah (Snow College) |
| 21 | Matt Pinegar | G | 6-0 | 185 | Fr. | HS | Provo, Utah (Timpview HS) |
| 24 | Ben Murdock | G | 6-2 | 185 | Sr. | 1L | Bountiful, Utah (Dixie State College) |
| 30 | Lee Cummard | G | 6-7 | 185 | Jr. | 2L | Mesa, Ariz. (Mesa HS) |
| 32 | Jimmer Fredette | G | 6-2 | 190 | Fr. | HS | Glens Falls, N.Y. (Glens Falls HS) |
| 41 | Chris Collinsworth | F | 6-9 | 205 | Fr. | HS | Provo, Utah (Provo HS) |
| 44 | Trent Plaisted | F/C | 6-11 | 245 | Jr. | 2L | San Antonio, Texas (Clark HS) |
| 45 | Jonathan Tavernari | G/F | 6-6 | 215 | So. | 1L | Sao Bernardo, Brazil (Bishop Gorman HS) |
| 50 | James Anderson | F/C | 6-10 | 220 | Fr. | HS | Page, Ariz. (Page HS) |
| 53 | Gavin MacGregor | F/C | 6-10 | 235 | Jr. | 1L | Ridgecrest, Calif. (Burroughs HS) |
| 54 | Chris Miles | F/C | 6-11 | 235 | So. | 1L | Provo, Utah (Timpview HS) |

Head Coach: Dave Rose, 3rd year (Houston, 1983)

Assistant Coaches: Dave Rice (UNLV, 1991); John Wardenburg (BYU, 1986);

Terry Nashif (BYU, 2005)

Director of Basketball Operations: Tim LaComb (Utah, 2006)

Team Trainer: Robert Ramos (BYU, 1995)

PRONUNCIATION GUIDE

LEE CUMMARD
cuh-MAHRD

JIMMER FREDETTE
Frah-debt

VUK IVANOVIC
VOO-k ee-VAHN-oh-vich

NICK MARTINEAU
MART-in-oh

MATT PINEGAR
PIN-ah-ger

TRENT PLAISTED
PLAY-sted

JONATHAN TAVERNARI
tah-ver-NAHR-ee

TERRY NASHIF
NASH-if

ROBERT RAMOS
RAY-mus

2007-08 SEASON / CAREER HIGHS

| # | PLAYER | POINTS | REBOUNDS | ASSISTS |
|----|--------------------------------|---|---|---|
| 1 | LOYD, JR., Michael Career: | 15 vs. Jackson State same | 4 vs. Jackson State same | 3 four times (last vs. Pepperdine) same |
| 5 | ROSE, Archie Career: | 2 vs. Hartford, Weber State, Pepperdine same | 2 vs. Hartford, Lamar same | 2 at Long Beach State same |
| 10 | IVANOVIC, Vuk Career: | 10 vs. Jackson State same, also vs. Western Oregon (06-07) | 9 vs. Lamar same, also vs. Portland (06-07) | 1 four times (last at Portland) 2 at Weber State, at UNLV (06-07) |
| 14 | MARTINEAU, Nick Career: | 3 vs. Idaho State same | 2 at Long Beach State, vs. Jackson State same | 3 vs. Idaho State same |
| 20 | BURGESS, Sam Career: | 18 vs. Idaho State same | 5 vs. Jackson State, Hartford same, also vs. Xavier (NCAA) (06-07) | 5 vs. Idaho State, Pepperdine same (also vs. Southern Utah (06-07) |
| 24 | MURDOCK, Ben Career: | 8 at LBSU, vs. No. 9 Michigan St. 9 vs. Western Oregon (06-07) | 5 at Long Beach State same | 10 at Portland same |
| 30 | CUMMARD, Lee Career: | 27 vs. Lamar same | 10 vs. Idaho State, Lamar 13 at UNLV (MWC Finals) (06-07) | 8 vs. Lamar same |
| 32 | FREDETTE, Jimmer Career: | 19 vs. Hartford same | 2 vs. Jackson St., at Portland, vs. Weber St. same | 3 at Long Beach State same |
| 41 | COLLINSWORTH, Chris Career: | 9 at Long Beach State same | 10 vs. Jackson State same | 2 vs. Idaho State, Pepperdine same |
| 44 | PLAISTED, Trent Career: | 24 vs. No. 1 North Carolina 27 at CSU, vs. Wyoming-MWC (06-07) | 18 vs. Pepperdine same (also at TCU (05-06) | 5 vs. Hartford, vs. Lamar same, also vs. Seton Hall (06-07) |
| 45 | TAVERNARI, Jonathan Career: | 29 vs. No. 6 Louisville same | 9 at Long Beach State same | 2 vs. Weber State, Pepperdine 3 vs. Western Oregon (06-07) |
| 53 | MacGREGOR, Gavin Career: | - 4 at Utah (06-07) | - 2 at Utah (06-07) | - 1 vs. San Jose St. (06-07) |
| 54 | MILES, Chris Career: | 8 vs. Jackson State 12 vs. Santa Clara (04-05) | 3 at Long Beach State, vs. Jackson State 7 at CSU (04-05) | 1 vs. Pepperdine 3 four times (last at Utah (04-05) |





A tireless worker, gifted motivator and strong strategist, Dave Rose has guided BYU to consecutive 20-win seasons and the program's first national ranking since 1993 after succeeding Steve Cleveland as BYU Men's Basketball Head Coach on April 11, 2005.

Rose coached last year's team to a 25-9 overall record and the MWC regular-season title (13-3) while earning his second consecutive MWC Coach of the Year award. He was district and conference coach of the year in his first season at the Cougar helm in 2005-06. Taking over a 9-21 team, Rose's Cougar squad was picked to finish last in his first season in the Mountain West Conference (preseason poll of MWC media members) but BYU instead earned a 20-9 record and NIT bid in 2005-

06 under Rose's tutelage, including a 12-4 conference mark to tie for second place. His team ranked second nationally for the most improvement over the year before.

Rose was named the USBWA District VIII Coach of the Year and received honorable mention for National Coach of the Year by Scout.com. He was named MWC Coach of the Year by the league's media and coaches and by CollegeInsider.com. In a column on ESPN.com, Pat Forde listed Rose as one of the top first-year coaches in the nation, ranking Rose No. 3 among the nearly 40 first-year coaches in college basketball in 2005-06.

Rose, who served the prior eight seasons as Cleveland's lead assistant in Provo, was promoted to BYU's head job two days after Cleveland announced his resignation to take the head-coaching position at Fresno State. Rose served as BYU's associate head coach for five seasons and took over the Cougar program with 22 years of coaching experience, including 10 seasons as a head coach at the junior college and high school levels.

Since coming to Provo in 1997 with Cleveland, Rose played a vital role in rebuilding BYU's program from an inherited 1-25 team into a regular NCAA Tournament participant and 20-game winner. BYU has qualified for postseason play in seven of the past eight seasons, including four NCAA bids, while claiming three MWC titles. As associate head coach, Rose fulfilled a variety of responsibilities under Coach Cleveland, and his efforts earned notice, such as being named the top assistant in the Mountain West Conference by Street & Smith in the 2004-05 College Basketball Preview.

Rose was the team's defensive coordinator and worked with the post players. He possesses a complete knowledge of the game and worked hard in developing the team's defensive game plans. An outstanding teacher, he coached defensive skill development and implemented the defensive game plan. BYU was the top defensive team in the Mountain West Conference two of the four seasons Rose oversaw the defense.

A strong evaluator of talent with a vast network of coaching connections across the country, Rose managed BYU's recruiting efforts during his eight seasons as an assistant. Rose's success as a recruiter was evidenced by his being named one of the top 25 college basketball recruiters in 2004 by Rivals.com. The 2004 class was rated No. 17 nationally and No. 3 in the West by Rivals.com. The 2000 recruiting class also ranked in the top 20 nationally. Proving that Rose has excelled in recruiting and developing players, 10 recruits have earned conference newcomer honors or a major league award in their first season as a Cougar in the 10 years Rose has been in Provo. Including Rafael Araujo being named the league's top newcomer by the MWC media members in 2003 (the MWC discontinued the newcomer award that year), seven BYU players have been singled out as either the conference newcomer or freshman of the year. Most recently, Jonathan Tavernari was named the 2007 MWC Freshman of the Year. The following is the list of player honors earned the last 10 seasons by Cougar recruits in their first seasons in Provo.

- Jonathan Tavernari (2006-07 MWC Freshman of the Year)
- Trent Plaisted (2005-06 MWC Freshman of the Year, 2nd-team All-MWC)
- Mike Hall (2003-04 MWC Defensive Player of the Year, 3rd-team All-MWC)
- Rafael Araujo (2002-03 Newcomer of the Year, MWC media poll, 3rd-team All-MWC)
- Jared Jensen (2001-02 MWC Co-Freshman of the Year)
- Trent Whiting (2000-01 MWC Newcomer Team, 2nd-team All-MWC)
- Terrell Lyday (1999-2000 MWC Newcomer of the Year, All-Tournament Team)
- Mark Bigelow (1998-99 WAC Freshman of the Year, Newcomer Team, 2nd-team All-WAC)
- Mekeli Wesley (1997-98 WAC Newcomer Team)
- Ron Sellaize (1997-98 WAC Newcomer of the Year, Newcomer Team, 2nd-team All-WAC)

Rose has also worked closely with scheduling. BYU has played many of the nation's top teams over the past several years thanks in part to relationships Rose has developed with programs across the country. His efforts have helped the Cougars receive invitations to tournaments like the 2004 EA SPORTS Maui Invitational where BYU faced that season's NCAA Champion North Carolina.

Prior to coming to BYU, Rose was head coach at Dixie State College in St. George, Utah, where he compiled a 167-57 record in seven seasons. Rose guided six of his seven teams to national top-20 rankings, including a ranking as high as No. 2, while earning three conference titles. His peers honored him as the 1993 Scenic West Athletic Conference Coach of the Year. While at Dixie, Rose coached three NJCAA All-Americans as well as longtime NBA player Keon Clark. At BYU he has recruited and coached two NBA Draft picks in Rafael Araujo and Travis Hansen.

Before being promoted to the head coaching position at Dixie, Rose served as a Rebel assistant coach under Ken Wagner for three seasons. Rose coached multiple sports at Millard and Pine View high schools in Utah before joining the staff at Dixie. He was the head basketball coach at Millard for three years from 1983-86. Rose becomes the 17th

person to guide the Cougar basketball program since its first season in 1903. He follows the coaching pedigree of Basketball Hall of Fame coach Stan Watts, who is BYU's all-time leader in coaching victories with a 371-254 record from 1949-72. Watts also coached at Millard High School and Dixie State College before coming to BYU.

PLAYING CAREER

Rose was a two-sport athlete at Dixie College before transferring to Houston, where he was a shooting guard and co-captain of the famous "Phi Slamma Jamma" team featuring Hakeem Olajuwon and Clyde Drexler. In 1983 his Houston team was ranked No. 1 nationally and finished second in the NCAA Tournament. At Houston, Rose played in 1980-81, redshirted in 1981-82 and played his final year in 1982-83.

At Dixie, Rose was first-team all-league in both basketball and baseball. Rose was also the Region 18 batting champion, hitting .421 as a center fielder. While playing basketball for Houston's Northbrook High School, he led the District 16AAAA in scoring, was selected first-team all-district and All-Greater Houston and was named team MVP.

PERSONAL

A native of Houston, Texas, Rose and his wife Cheryl have three children and two grandchildren. Daughter Chanell played forward on the BYU women's basketball team from 2000-03 and is married to Brock Reichner. Rose's wife Cheryl is actively involved in helping families who have children with cancer as vice chairperson of the Children with Cancer Christmas Foundation. Rose served a full-time mission for The Church of Jesus Christ of Latter-day Saints in Manchester, England, from 1977-79 between his two years as a player at Dixie College. His son Garrett returned in August 2005 from a two-year mission in Little Rock, Ark., and married his wife Brooke in November 2006. Rose also has a daughter, Taylor, who is a seventh grader at Centennial Middle School.

COMMUNITY SERVICE

Dave Rose was one of the first coaches in Utah to become involved with Coaches vs. Cancer. He helps the Children with Cancer Christmas Foundation and has been a volunteer coach for youth groups. He served on the Academic Excellence Committee at Dixie. Dave and his wife Cheryl were Chamber of Commerce Citizens of the Year in St. George. Cheryl is extremely committed to serving in the community. She received the Beacon of Hope Award in 2005. After Dave got her involved, she now serves as the Vice Chairperson for the Children with Cancer Christmas Foundation.

COMMENTING ON ROSE

"Dave Rose is one of the best coaches I have ever known. He is not only the best at preparing you to succeed against your opponent by preparing game plans but also the greatest motivator I have ever been around. He has a special way to communicate with the players and instill confidence that enables you to play at the highest level every game. When my career at BYU came to an end, he continued to help me choose an agent, go to NBA camps and NBA workouts and begin my professional career. He never stopped supporting and believing in me. I will always be grateful for what he has done for me and continues to do for me now."
 - Travis Hansen, Former BYU Cougar and Atlanta Hawk, playing professionally in Russia

"I have never been around a coach who had a feel for what makes each player tick like Coach Rose. The game plans he prepared were usually right on, and if we executed them we won the game. He is a coach that you not only want to play for but also would sacrifice almost anything for. He has been one of the most influential people in my basketball career, and I will forever benefit from his lessons on basketball and life. I've never seen any other coach like him."
 - Mark Bigelow, Former BYU Cougar, playing professionally in Spain

"Dave Rose has done an outstanding job of establishing BYU as one of the premier programs in the Western United States. He's an outstanding teacher of the game, and equally important, is an outstanding person who demands the most out of his players both on and off the court. He's a credit to the coaching profession, and BYU is very fortunate to have him as its coach."
 - UCLA Head Coach Ben Howland

"I'm impressed with the preparation of BYU and the poise they demonstrate. That's definitely a credit to Dave Rose and his coaching staff. Rose looks young, but he's got a lot of experience. He's done a nice job as a head coach ... He has experience at the highest levels of college basketball, both as a player and a coach."
 - ESPN Game Analyst Steve Levin

WORTH NOTING

- Dave Rose has a .742 winning percentage as a college head coach (221-77), including a 9-2 record this season, a 25-9 (.735) mark last year, a 20-9 (.690) season in his first year at BYU and a 167-57 (.746) record in seven seasons at Dixie State College.
- Dave Rose was named the Mountain West Conference Coach of the Year each of his first two seasons, becoming the first-ever BYU men's basketball coach to win back-to-back league coach-of-the-year honors.
- BYU was the second-most improved team in the nation in 2005-06 under Rose and his coaching staff in their first season.
- The BYU coaching staff has more than 60 years of combined coaching experience.
- The BYU coaching staff has playing experience in NCAA Final Fours, including a National Championship.
- The BYU coaching staff has played with or coached 27 NBA players.

| ROSE DIVISION I COACHING LEDGER | | | | | |
|---------------------------------|---------|--------------|-------------|-------------|------------|
| School | Season | Overall | MWC | MWC Tourney | NCAA/NIT |
| BYU | 2005-06 | 20-9 | 12-4 | 0-1 | 0-1 NIT |
| BYU | 2006-07 | 25-9 | 13-3 | 2-1 | 0-1 NCAA |
| BYU | 2007-08 | 9-2 | - | - | - |
| DIVISION I TOTAL | | 54-20 | 25-7 | 2-2 | 0-2 |





MICHAEL LOYD, JR.
 6-1 • 170 • freshman • guard
 Las Vegas, Nev.

LAST OUTING: Scored 8 points on 2-for-4 shooting from the field and career-high 3-for-4 shooting from the free-throw line against Pepperdine while tying his personal best with 3 assists and adding 2 rebounds, 1 steal and the first block of his career in 14 minutes.

TRACKING LOYD, JR. IN 2007-08: Recorded 5 points and 2 assists in 10 minutes against Lamar, the fourth time this year he has played double-digit minutes ... played 2 minutes against No. 9 Michigan State ... made his second three-pointer of the season to score 3 points while tying his career high with 3 assists in 13 minutes against Weber State ... played 3 minutes against No. 1 North Carolina, missing his only shot attempt ... played 9 minutes against No. 6 Louisville, tying his career high with 3 assists ... recorded his first points as a Cougar with a 15-point outburst in 20 minutes vs. Jackson State ... added a season-best 4 rebounds and his first assists and steals as a Cougar with 3 and 2, respectively ... made 6-of-9 shots from the floor and was perfect on his two attempts from the line ... played 4 minutes against Idaho State in his Marriott Center debut ... made his collegiate debut at Long Beach State with 3 rebounds in 11 minutes of action playing the

back-up point guard ... contributed across the board in exhibition play with 4.5 points, 3.0 rebounds, 2.0 rebounds and 1.5 steals per game ... played 16 minutes against Bryant, posting 5 points, 3 assists, 2 steals and 1 rebound ... recorded 4 points, 3 rebounds and 3 assists against Laval.

PLAYER SUMMARY: A 6-foot-1 freshman out of Las Vegas, Nev., Michael Loyd, Jr. is an athletic player who can contribute at either guard position. In addition to his shooting touch, he is known as a defensive stopper who excels in the open court. He ranked in the top 10 in steals, top 20 in scoring and top 25 in assists among all players in Nevada last year.

PERSONAL: Parents are Michael and Pamela Loyd ... has two brothers ... father played at UNLV from 1978-81 ... enjoys ping-pong, bowling and pool ... favorite actor is Denzel Washington ... sports hero is Kobe Bryant ... attended BYU summer camps since junior high school ... also recruited by Santa Clara, Northern Iowa, Northern Arizona and Idaho ... sociology major.

Michael Loyd, Jr. – 2007-08 Game-by-Game

| Opponent | Date | GS | Min | TOTAL | | | 3-PTS | | | REBOUNDS | | | Avg | PF | FO | A | TO | Blk | Stl | Pts | Avg | | | |
|-------------------------|----------|-----|-----|-------|------|-----|-------|------|-----|----------|-------|-----|------|----|-----|----|-----|-----|-----|-----|-----|------|-----|-----|
| | | | | FG | FGA | Pct | 3FG | FGA | Pct | FT | FTA | Pct | | | | | | | | | | Off | Def | Tot |
| at Long Beach State | 11/10/07 | 11 | 0 | 3 | .000 | 0 | 1 | .000 | 0 | 0 | .000 | 0 | 3 | 3 | 3.0 | 1 | 0 | 0 | 2 | 0 | 0 | 0.0 | | |
| IDAHO STATE | 11/14/07 | 4 | 0 | 0 | .000 | 0 | 0 | .000 | 0 | 0 | .000 | 0 | 0 | 0 | 1.5 | 0 | 0 | 0 | 2 | 0 | 0 | 0.0 | | |
| JACKSON STATE | 11/16/07 | 20 | 6 | 9 | .667 | 1 | 3 | .333 | 2 | 2 | 1.000 | 1 | 3 | 4 | 2.3 | 1 | 0 | 3 | 2 | 0 | 2 | 15.0 | | |
| HARTFORD | 11/20/07 | 9 | 0 | 0 | .000 | 0 | 0 | .000 | 0 | 0 | .000 | 0 | 1 | 1 | 2.0 | 0 | 0 | 2 | 2 | 0 | 0 | 3.8 | | |
| vs No. 6 Louisville | 11/23/07 | 9 | 0 | 0 | .000 | 0 | 0 | .000 | 0 | 2 | .000 | 0 | 0 | 0 | 1.6 | 0 | 0 | 3 | 0 | 0 | 0 | 3.0 | | |
| vs No. 1 North Carolina | 11/24/07 | 3 | 0 | 1 | .000 | 0 | 1 | .000 | 0 | 0 | .000 | 0 | 0 | 0 | 1.3 | 1 | 0 | 0 | 0 | 0 | 0 | 2.5 | | |
| at Portland | 12/01/07 | DNP | | | | | | | | | | | | | | | | | | | | | | |
| WEBER STATE | 12/05/07 | 13 | 1 | 4 | .250 | 1 | 2 | .500 | 0 | 0 | .000 | 0 | 0 | 0 | 1.1 | 0 | 0 | 3 | 0 | 0 | 3 | 2.6 | | |
| vs No. 9 Michigan State | 12/08/07 | 2 | 0 | 0 | .000 | 0 | 0 | .000 | 0 | 0 | .000 | 0 | 0 | 0 | 1.0 | 0 | 0 | 0 | 0 | 0 | 0 | 2.3 | | |
| LAMAR | 12/12/07 | 10 | 1 | 2 | .500 | 1 | 2 | .500 | 2 | 2 | 1.000 | 0 | 0 | 0 | 0.9 | 0 | 0 | 2 | 3 | 0 | 0 | 5.2 | | |
| PEPPERDINE | 12/15/07 | 14 | 2 | 4 | .500 | 1 | 2 | .500 | 3 | 4 | .750 | 1 | 1 | 2 | 1.0 | 0 | 0 | 3 | 3 | 1 | 1 | 8.3 | | |
| Totals | | | 0 | 95 | 10 | 23 | .435 | 4 | 11 | .364 | 7 | 10 | .700 | 2 | 8 | 10 | 1.0 | 3 | 0 | 16 | 14 | 1 | 31 | 3.1 |

Games played: 10
 Minutes/game: 9.5
 Points/game: 3.1
 FG Pct: 43.5
 3FG Pct: 36.4
 FT Pct: 70.0

Rebounds/game: 1.0
 Assists/game: 1.6
 Turnovers/game: 1.4
 Assist/turnover ratio: 1.1
 Steals/game: 0.3
 Blocks/game: 0.1

CAREER HIGHS:

POINTS: 15 vs. Jackson St. (2008)
 FG MADE: 6 vs. Jackson St. (2008)
 FG ATT: 9 vs. Jackson St. (2008)
 FG%: .667 (6-9) vs. JSU (2008)
 3FG MADE: 1 four times, last vs. Pepperdine (2008)
 3FG ATT: 3 vs. Jackson St. (2008)
 3FG%: -
 FT MADE: 3 vs. Pepperdine (2008)
 FT ATT: 4 vs. Pepperdine (2008)
 FT %: .750 vs. Pepperdine (2008)
 REB: 4 vs. Jackson St. (2008)
 ASSISTS: 3 four times, last vs. Pepperdine (2008)
 BLOCKS: 1 vs. Pepperdine (2008)
 STEALS: 2 vs. Jackson St. (2008)
 MINUTES: 20 vs. Jackson St. (2008)

SEASON-HIGH POINTS:

First Half: 5 vs. Pepperdine (2008)
 Second Half: 11 vs. Jackson St.
 Game: 15 vs. Jackson St.

**Percentage Minimums -
 4 FG, 2 3FG, 3 FT Made**



ARCHIE ROSE
 6-5 • 205 • junior • guard
 Nassau, Bahamas

LAST OUTING: Threw down a tremendous dunk in the final minute of the game against Pepperdine.

TRACKING ROSE IN 2007-08: Played a career-high 8 minutes against Lamar, tallying 2 rebounds and 1 point ... did not play against No. 9 Michigan State ... scored 2 points on 1-for-3 shooting from the field to go along with 1 rebound in 2 minutes against Weber State ... went 1-for-2 from the free-throw line while recording 1 steal in 4 minutes at Portland ... played 1 minute against No. 1 North Carolina ... did not play against No. 6 Louisville ... scored his first bucket as a Cougar against Hartford, contributing 2 points, 2 rebounds and 1 assist in 4 minutes ... did not play against Jackson State due to foot injury ... allied 1 assist in 2 minutes of action against Idaho State ... posted 2 assists and 1 steal in 5 minutes of action at Long Beach State in his BYU debut ... averaged 12.0 minutes per game in exhibition play while posting 2.5 points, 2.0 rebounds, 1.0 assists and 1.0 blocks per contest ... posted 2 points, 2 rebounds and 2 steals in 13 minutes against Bryant ... went 1-for-2 from three-point range against Laval to contribute 3 points, 2 assists and 2 rebounds in 11 minutes.

PLAYER SUMMARY: A 6-foot-5 junior guard, Archie Rose comes to BYU with three years of experience at the junior college level with stints at Northeastern Colorado Junior College (Sterling, Colo.) and Lee College (Baytown, Tex.). A terrific outside shooter, Rose is a talented scorer who will add depth on the wing for the Cougars.

PERSONAL: Mom is Debra Rose ... his uncle, Lynden Rose, played basketball with BYU head coach Dave Rose at Houston ... enjoys sleeping, video games and diving ... favorite food is sushi ... favorite book is Street Lawyer ... favorite movie is Finding Forester ... also recruited by Texas A&M, Oklahoma State, LSU, Virginia Tech, Oklahoma, Texas Tech, Miami, Georgia Southern, Houston and Nebraska ... sociology major.

Archie Rose – 2007-08 Game-by-Game

| Opponent | Date | GS | Min | TOTAL | | | 3-PTS | | | REBOUNDS | | | Avg | PF | FO | A | TO | Blk | Stl | Pts | Avg | | | |
|-------------------------|----------|--------------|-----|-------|-------|------|-------|------|------|----------|------|------|-----|----|-----|-----|----|-----|-----|-----|-----|-----|-----|-----|
| | | | | FG | FGA | Pct | 3FG | FGA | Pct | FT | FTA | Pct | | | | | | | | | | Off | Def | Tot |
| at Long Beach State | 11/10/07 | 5 | 0 | 0 | .000 | 0 | 0 | .000 | 0 | 0 | .000 | 0 | 0 | 0 | 0 | 0 | 0 | 0 | 0 | 0 | 0.0 | | | |
| IDAHO STATE | 11/14/07 | 2 | 0 | 0 | .000 | 0 | 0 | .000 | 0 | 0 | .000 | 0 | 0 | 0 | 0 | 0 | 0 | 0 | 0 | 0 | 0.0 | | | |
| JACKSON STATE | 11/16/07 | DNP - injury | | | | | | | | | | | | | | | | | | | | | | |
| HARTFORD | 11/20/07 | 4 | 1 | 2 | .500 | 0 | 1 | .000 | 0 | 0 | .000 | 0 | 2 | 2 | 0.7 | 1 | 0 | 1 | 1 | 0 | 2 | 0.7 | | |
| vs No. 6 Louisville | 11/23/07 | DNP | | | | | | | | | | | | | | | | | | | | | | |
| at Portland | 11/24/07 | 1 | 0 | 0 | .000 | 0 | 0 | .000 | 0 | 0 | .000 | 0 | 0 | 0 | 0.5 | 0 | 0 | 0 | 0 | 0 | 0 | 0.5 | | |
| WEBER STATE | 12/01/07 | 4 | 0 | 0 | .000 | 0 | 0 | .000 | 1 | 2 | .500 | 0 | 0 | 0 | 0.4 | 0 | 0 | 0 | 1 | 0 | 1 | 0.6 | | |
| vs No. 9 Michigan State | 12/05/07 | 2 | 1 | 3 | .333 | 0 | 1 | .000 | 0 | 0 | .000 | 1 | 0 | 1 | 0.5 | 0 | 0 | 0 | 0 | 0 | 2 | 0.8 | | |
| LAMAR | 12/08/07 | DNP | | | | | | | | | | | | | | | | | | | | | | |
| PEPPERDINE | 12/12/07 | 8 | 0 | 0 | .000 | 0 | 0 | .000 | 1 | 2 | .500 | 0 | 2 | 2 | 0.7 | 1 | 0 | 0 | 0 | 0 | 1 | 0.9 | | |
| | 12/15/07 | 1 | 1 | 1 | 1.000 | 0 | 0 | .000 | 0 | 0 | .000 | 0 | 0 | 0 | 0.6 | 0 | 0 | 0 | 0 | 0 | 2 | 1.0 | | |
| Totals | | 0 | 27 | 3 | 6 | .500 | 0 | 2 | .000 | 2 | 4 | .500 | 1 | 4 | 5 | 0.6 | 3 | 0 | 4 | 3 | 0 | 2 | 8 | 1.0 |

Games played: 8
 Minutes/game: 3.4
 Points/game: 1.0
 FG Pct: 50.0
 3FG Pct: 0.0
 FT Pct: 50.0

Rebounds/game: 0.6
 Assists/game: 0.5
 Turnovers/game: 0.4
 Assist/turnover ratio: 1.3
 Steals/game: 0.3

CAREER HIGHS:

POINTS: 2 vs. Hartford, Weber St., Pepperdine (2008)
 FG MADE: 1 vs. Hartford, Pepperdine (2008)
 FG ATT: 3 vs. Weber St. (2008)
 FG%: -
 3FG MADE: -
 3FG ATT: 1 vs. Hartford, WSU (2008)
 3FG%: -
 FT MADE: 1 at Portland, vs. Lamar (2008)
 FT ATT: 2 at Portland, vs. Lamar (2008)
 FT %: -
 REB: 2 vs. Hartford, vs. Lamar (2008)
 ASSISTS: 2 at LBSU (2008)
 BLOCKS: -
 STEALS: 1 at LBSU, Portland (2008)
 MINUTES: 8 vs. Lamar (2008)

SEASON-HIGH POINTS:

First Half: -
 Second Half: 2 three times
 Game: 2 three times

Percentage Minimums -
 4 FG, 2 3FG, 3 FT Made





VUK IVANOVIC
 6-10 • 250 • senior • forward/center
 Pancevo, Serbia

LAST OUTING: Made his only shot attempt to post 2 points and 2 rebounds in 6 minutes against Pepperdine.

TRACKING IVANOVIC IN 2007-08: Tied his career high with 9 rebounds against Lamar while adding 2 points in 10 minutes ... saw 4 minutes of action against No. 9 Michigan State ... played 7 minutes against Weber State, recording 4 rebounds, 2 blocks and 1 point ... contributed across the board with 5 points, 5 rebounds, 1 assist, 1 block and 1 steal in 9 minutes at Portland ... saw 3 minutes of action against No. 1 North Carolina ... set career highs with a 4-for-5 night from the free-throw line while contributing 6 points, 3 rebounds and 1 assist in 10 minutes against No. 6 Louisville ... went 1-for-2 at the free-throw line for 1 point in 9 minutes against Hartford ... equaled his career high with 10 points in 12 minutes vs. Jackson State ... added 2 rebounds, 1 block and 1 steal while going 4-for-8 from the floor and 2-for-2 at the line ... currently tied for fifth in the MWC shooting .667 from the field (10-for-15) ... scored 7 points while adding 3 rebounds and 1 assist in 8 minutes against Idaho State ... went 4-for-4 from the field to score 8 points in 11 minutes at Long Beach State while adding 5

rebounds ... averaged 6.5 points and 3.0 rebounds per game in 11.0 minutes in exhibition play ... posted 5 points, 3 rebounds, 1 assist and 1 steal against Bryant ... went 4-for-4 from the free-throw line while contributing 8 points, 3 rebounds, 1 block and 1 steal against Laval.

PLAYER SUMMARY: Vuk Ivanovic is a 6-foot-10 forward/center from Pancevo, near Belgrade, Serbia. After redshirting in 2005-06 due to transfer rules, he played in 24 games as a junior in 2006-07 and brings experience and depth to the post. A skilled big man, he averaged 2.2 points and 2.2 rebounds per contest on BYU's Mountain West Conference Championship team. He was selected to play on the Serbian National Team during the offseason and played at the University Olympic Games in Bangkok, Thailand, helping his team win the Silver Medal.

PERSONAL: Parents are Branislav and Bojana Matorkic Ivanovic ... has one brother ... father played professional basketball in Serbia and mother played professional handball and was a long jumper ... started playing basketball with his dad when he was 10 years old ... sports hero is Michael Schumacher ... enjoys Formula 1 Racing, chess, ping-pong and playing the piano ... recruited by USC, Pepperdine, Southern Mississippi and Colgate ... genetics and biotechnology major.

Vuk Ivanovic – 2007-08 Game-by-Game

| Opponent | Date | GS | Min | TOTAL | | | 3PTS | | | REBOUNDS | | | Avg | PF | FO | A | TO | Blk | Stl | Pts | Avg | | | |
|-------------------------|----------|----|-----|-------|-------|-----|------|------|-----|----------|-------|-----|------|----|-----|-----|----|-----|-----|-----|-----|-----|-----|-----|
| | | | | FG | FGA | Pct | 3FG | FGA | Pct | FT | FTA | Pct | | | | | | | | | | Off | Def | Tot |
| at Long Beach State | 11/10/07 | 11 | 4 | 4 | 1,000 | 0 | 0 | .000 | 0 | 0 | .000 | 2 | 3 | 5 | 5.0 | 1 | 0 | 1 | 1 | 0 | 0 | 8 | 8.0 | |
| IDAHO STATE | 11/14/07 | 8 | 2 | 3 | .667 | 0 | 0 | .000 | 3 | 4 | .750 | 2 | 1 | 3 | 4.0 | 3 | 0 | 1 | 1 | 0 | 0 | 7 | 7.5 | |
| JACKSON STATE | 11/16/07 | 12 | 4 | 8 | .500 | 0 | 0 | .000 | 2 | 2 | 1,000 | 2 | 0 | 2 | 3.3 | 4 | 0 | 0 | 1 | 1 | 1 | 10 | 8.3 | |
| HARTFORD | 11/20/07 | 9 | 0 | 0 | .000 | 0 | 0 | .000 | 1 | 2 | .500 | 0 | 0 | 0 | 2.5 | 0 | 0 | 0 | 0 | 0 | 0 | 1 | 6.5 | |
| vs No. 6 Louisville | 11/23/07 | 10 | 1 | 3 | .333 | 0 | 0 | .000 | 4 | 5 | .800 | 2 | 1 | 3 | 2.6 | 0 | 0 | 1 | 0 | 0 | 0 | 6 | 6.4 | |
| vs No. 1 North Carolina | 11/24/07 | 3 | 0 | 0 | .000 | 0 | 0 | .000 | 0 | 0 | .000 | 0 | 0 | 0 | 2.2 | 2 | 0 | 0 | 1 | 0 | 0 | 0 | 5.3 | |
| at Portland | 12/01/07 | 8 | 2 | 4 | .500 | 0 | 0 | .000 | 1 | 2 | .500 | 3 | 2 | 5 | 2.6 | 1 | 0 | 1 | 2 | 1 | 1 | 5 | 5.3 | |
| WEBER STATE | 12/05/07 | 7 | 0 | 1 | .000 | 0 | 0 | .000 | 1 | 3 | .333 | 1 | 3 | 4 | 2.8 | 0 | 0 | 0 | 0 | 2 | 0 | 1 | 4.8 | |
| vs No. 9 Michigan State | 12/06/07 | 4 | 0 | 0 | .000 | 0 | 0 | .000 | 0 | 0 | .000 | 0 | 0 | 0 | 2.4 | 1 | 0 | 0 | 1 | 0 | 0 | 0 | 4.2 | |
| LAMAR | 12/12/07 | 10 | 1 | 2 | .500 | 0 | 0 | .000 | 0 | 0 | .000 | 3 | 6 | 9 | 3.1 | 3 | 0 | 0 | 3 | 0 | 0 | 2 | 4.0 | |
| PEPPERDINE | 12/15/07 | 6 | 1 | 1 | 1,000 | 0 | 0 | .000 | 0 | 0 | .000 | 0 | 2 | 2 | 3.0 | 0 | 0 | 0 | 2 | 0 | 0 | 2 | 3.8 | |
| Totals | | | 0 | 88 | 15 | 26 | .577 | 0 | 0 | .000 | 12 | 18 | .667 | 15 | 18 | 3.0 | 15 | 0 | 4 | 12 | 4 | 2 | 42 | 3.8 |

Games played: 11
 Minutes/game: 8.0
 Points/game: 3.8
 FG Pct: 57.7
 FT Pct: 66.7
 Rebounds/game: 3.0
 Assists/game: 0.4
 Turnovers/game: 1.1
 Assist/turnover ratio: 0.3
 Steals/game: 0.2
 Blocks/game: 0.4

CAREER HIGHS:

POINTS: 10 vs. Jackson St. (2008)
 vs. Western Oregon (2007)
 FG MADE: 4 at LBSU, vs. Jackson St. (2008), vs. WOU (2007)
 FG ATT: 9 vs. Portland (2007)
 FG%: 1.000 (4-4) at LBSU (2008)
 3FG MADE: -
 3FG ATT: -
 3FG%: -
 FT MADE: 4 vs. Louisville (2008)
 FT ATT: 5 vs. Louisville (2008)
 FT %: .800 (4-5) vs. Louisville (2008)
 REB: 9 vs. Lamar (2008), Portland (2007)
 ASSISTS: 2 at Weber St., at UNLV (2007)
 STEALS: 1 four times, last at Portland (2008)
 BLOCKS: 4 vs. Seton Hall (2007)
 MINUTES: 19 vs. Portland (2007)

SEASON-HIGH POINTS:

First Half: 6 vs. Louisville
 Second Half: 7 vs. ISU
 Game: 10 vs. Jackson St.

Percentage Minimums -
 4 FG, 2 3FG, 3 FT Made

| IVANOVIC PREVIOUS YEAR-BY-YEAR BYU STATS | | | | | | | | | | | | | | | | | | | | | | | | | | |
|--|-----------|----------|------------|------------|-----------|-----------|-------------|----------|----------|-------------|----------|-----------|-------------|-----------|-----------|-----------|------------|-----------|----------|-----------|------------|-----------|----------|----------|-----------|------------|
| YEAR | GP | GS | MIN | AVG | FG | FGA | PCT | 3FG | FGA | PCT | FT | FTA | PCT | OFF | DEF | TOT | AVG | PF | FO | A | AVG | TO | BLK | STL | PTS | AVG |
| 2006-07 | 24 | 1 | 188 | 7.8 | 23 | 56 | .411 | 0 | 0 | .000 | 7 | 13 | .538 | 13 | 39 | 52 | 2.2 | 30 | 0 | 10 | 0.4 | 17 | 7 | 2 | 53 | 2.2 |
| Total | 24 | 1 | 188 | 7.8 | 23 | 56 | .411 | 0 | 0 | .000 | 7 | 13 | .538 | 13 | 39 | 52 | 2.2 | 30 | 0 | 10 | 0.4 | 17 | 7 | 2 | 53 | 2.2 |





NICK MARTINEAU
 5-11 • 170 • freshman • guard
 Fruit Heights, Utah

LAST OUTING: Played 1 minute against Pepperdine.

TRACKING MARTINEAU IN 2007-08: Notched 1 assist and 1 rebound in 7 minutes against Lamar ... did not play against No. 9 Michigan State ... played 2 minutes against Weber State ... tallied 1 rebound and 1 assist in 10 minutes at Portland while missing his only shot attempt ... did not play against No. 1 North Carolina ... did not play against No. 6 Louisville ... played 2 minutes against Hartford, recording the first steal of his Cougar career ... scored 2 points and added 2 rebounds and 2 assists in 13 minutes vs. Jackson State ... made his first career three-point shot to score 3 points against Idaho State while dishing out 3 assists in 7 minutes ... made his only shot attempt at Long Beach State in his collegiate debut, adding 2 rebounds in 11 minutes ... averaged 3.0 points on 2-for-3 shooting in 8.0 minutes in exhibition play ... made his only shot against Bryant while adding 2 assists and 1 rebound in 6 minutes ... went 1-for-2 from the field to score 3 points in 10 minutes against Laval.

PLAYER SUMMARY: A freshman point guard out of Fruit Heights, Utah, Nick Martineau comes to BYU from a very successful high school program and is known for his competitive drive. The McDonald's High School America nominee has the ability to contribute at the point in BYU's up-tempo system and will provide leadership both on and off the court.

PERSONAL: Parents are Chris and Sherrie ... has three brothers and one sister ... brother Chad is an athletic trainer for the Oakland Raiders ... also garnered recruiting attention as a wide receiver in football ... sports hero is Steve Prefontaine ... also recruited by Southern Utah, Penn, Columbia, Princeton, Stanford, Air Force, Utah State and Utah ... psychology major.

Nick Martineau – 2007-08 Game-by-Game

| Opponent | Date | GS | Min | TOTAL | | | 3-PTS | | | REBOUNDS | | | Avg | PF | FO | A | TO | Blk | Stl | Pts | Avg | | | | |
|-------------------------|----------|-----|-----|-------|-------|-----|-------|-------|-----|----------|------|-----|------|----|-----|---|-----|-----|-----|-----|-----|-----|-----|-----|-----|
| | | | | FG | FGA | Pct | 3FG | FGA | Pct | FT | FTA | Pct | | | | | | | | | | Off | Def | Tot | |
| at Long Beach State | 11/10/07 | 11 | 1 | 1 | 1.000 | 0 | 0 | .000 | 0 | 0 | .000 | 0 | 2 | 2 | 2.0 | 0 | 0 | 0 | 2 | 0 | 2 | 2.0 | | | |
| IDAHO STATE | 11/14/07 | 7 | 1 | 1 | 1.000 | 1 | 1 | 1.000 | 0 | 0 | .000 | 0 | 0 | 0 | 1.0 | 1 | 0 | 3 | 1 | 0 | 0 | 3 | 2.5 | | |
| JACKSON STATE | 11/16/07 | 13 | 1 | 2 | .500 | 0 | 0 | .000 | 0 | 0 | .000 | 1 | 1 | 2 | 1.3 | 3 | 0 | 2 | 0 | 0 | 0 | 2 | 2.3 | | |
| HARTFORD | 11/20/07 | 2 | 0 | 0 | .000 | 0 | 0 | .000 | 0 | 0 | .000 | 0 | 0 | 0 | 1.0 | 0 | 0 | 0 | 0 | 0 | 1 | 0 | 1.8 | | |
| vs No. 6 Louisville | 11/23/07 | DNP | | | | | | | | | | | | | | | | | | | | | | | |
| vs No. 1 North Carolina | 11/24/07 | DNP | | | | | | | | | | | | | | | | | | | | | | | |
| at Portland | 12/01/07 | 10 | 0 | 1 | .000 | 0 | 0 | .000 | 0 | 0 | .000 | 0 | 1 | 1 | 1.0 | 3 | 0 | 1 | 1 | 0 | 0 | 0 | 1.4 | | |
| WEBER STATE | 12/05/07 | 2 | 0 | 0 | .000 | 0 | 0 | .000 | 0 | 0 | .000 | 0 | 0 | 0 | 0.8 | 1 | 0 | 0 | 0 | 0 | 0 | 0 | 1.2 | | |
| vs No. 9 Michigan State | 12/08/07 | DNP | | | | | | | | | | | | | | | | | | | | | | | |
| LAMAR | 12/12/07 | 7 | 0 | 2 | .000 | 0 | 1 | .000 | 0 | 0 | .000 | 1 | 0 | 1 | 0.9 | 0 | 0 | 1 | 0 | 0 | 0 | 0 | 1.0 | | |
| PEPPERDINE | 12/15/07 | 1 | 0 | 0 | .000 | 0 | 0 | .000 | 0 | 0 | .000 | 0 | 0 | 0 | 0.8 | 1 | 0 | 0 | 0 | 0 | 0 | 0 | 0.9 | | |
| Totals | | | 0 | 53 | 3 | 7 | .429 | 1 | 2 | .500 | 0 | 0 | .000 | 2 | 4 | 6 | 0.8 | 9 | 0 | 7 | 4 | 0 | 1 | 7 | 0.9 |

Games played: 8
 Minutes/game: 6.6
 Points/game: 0.9
 FG Pct: 42.9
 3FG Pct: 50.0

Rebounds/game: 0.8
 Assists/game: 0.9
 Turnovers/game: 0.5
 Assist/turnover ratio: 1.8
 Steals/game: 0.1

CAREER HIGHS:

POINTS: 3 vs. ISU (2008)
 FG MADE: 1 vs. ISU, at LBSU (2008)
 FG ATT: 2 vs. Jackson St., Lamar (2008)

FG%: -
 3FG MADE: 1 vs. ISU (2008)
 3FG ATT: 1 vs. ISU, Lamar (2008)
 3FG%: -
 FT MADE: -
 FT ATT: -
 FT %: -
 REB: 2 at LBSU, vs. Jackson St. (2008)

ASSISTS: 3 vs. ISU (2008)
 BLOCKS: -
 STEALS: 1 vs. Hartford (2008)
 MINUTES: 13 vs. Jackson St. (2008)

SEASON-HIGH POINTS:

First Half: -
 Second Half: 3 vs. ISU
 Game: 3 vs. ISU

Percentage Minimums -
 4 FG, 2 3FG, 3 FT Made





SAM BURGESS
6-3 • 190 • senior • guard
Alpine, Utah

LAST OUTING: Tied his career high with 5 assists against Pepperdine to go along with 7 points, 2 rebounds and 2 steals in 24 minutes.

TRACKING BURGESS IN 2007-08: Contributed 6 points, 2 assists, 1 rebound and 1 steal in 18 minutes against Lamar ... went 3-for-6 from three-point range and 4-for-8 from the field overall to score 12 points against No. 9 Michigan State, adding 3 rebounds, 4 assists and 1 block in a personal-best 35 minutes ... scored a game-high 16 points on 4-for-8 shooting from the field, including a 3-for-6 mark from three-point range against Weber State while adding 2 steals, 2 rebounds and 1 assist in 28 minutes ... also went 5-for-6 from the free-throw line, both career highs ... recorded 8 points, 2 rebounds and 2 assists in 27 minutes at Portland, making 2-of-4 from three-point range ... equaled his career high with 34 minutes against No. 1 North Carolina, contributing 9 points on 3-for-6 shooting from the field to go along with 4 rebounds and 1 assist ... played a career-most 34 minutes against No. 6 Louisville, going 4-for-4 from the free-throw line to contribute 4 points, 3 rebounds, 2 steals and 1 assist ... scored 13 points, all in the first half, against Hartford with a 4-for-6 night from the field,

including a 3-for-4 mark from long range ... also tied his career high with 5 rebounds to go along with 2 assists in 27 minutes ... tied for second in the league shooting .571 from three-point range ... tied his career high with 5 rebounds while adding 7 points and 1 assist in 15 minutes vs. Jackson State ... scored a career-high 18 points on 6-for-11 shooting from the field, including a 4-for-6 mark from three-point range, against Idaho State while posting personal bests in field goals made, three-pointers made, assists (5 - tied) and minutes (33) ... made his first four shots from behind the arc ... contributed 4 rebounds, 3 points, 3 assists and 1 block in 16 minutes in BYU's season opener at Long Beach State, making his first start since the 2004-05 season ... averaged 10.5 points on .471 shooting while adding 3.5 assists per game in exhibition play ... recorded 6 points and 3 assists against Bryant ... scored 15 points on 6-for-12 shooting with 4 assists and 4 steals against Laval.

PLAYER SUMMARY: Burgess is a 6-foot-3, 190-pound shooting guard who has played in 58 games for BYU since transferring from Snow College prior to the 2004-05 season. An excellent shooter and good defender, Burgess played in 31 of 34 contests for the Cougars during their 2006-07 Mountain West Conference Championship campaign. He played in 27 of 30 games for BYU in 2004-05 before redshirting in 2005-06. As a freshman at Snow, he averaged 17.2 points per game and led the Scenic West Athletic Conference in three-point accuracy in 2001-02, making 49 percent (95-of-192) of his long-range attempts while shooting 53 percent overall from the floor. After playing at Snow, he left to serve a two-year mission for The Church of Jesus Christ of Latter-day Saints in Spokane, Wash., returning in May 2004. Burgess prepped at Lone Peak High School in Highland, Utah, where he was a first-team all-state athlete in football, basketball and baseball.

PERSONAL: Parents are Andrew and Wealtha Burgess ... one of six children ... served a two-year mission for The Church of Jesus Christ of Latter-day Saints in Spokane, Wash. ... married Whitney in the summer of 2007 ... business management major ... Academic All-MWVC.

Sam Burgess – 2007-08 Game-by-Game

| Opponent | Date | GS | Min | TOTAL | | 3-PTS | | Pct | | FT | | FTA | | REBOUNDS | | | PF | FO | A | TO | Blk | Stl | Pts | Avg | |
|-------------------------|----------|----|-----|-------|-----|-------|------|-----|------|------|-----|-------|------|----------|-----|-----|-----|----|---|----|-----|-----|-----|------|-----|
| | | | | FG | FGA | 3FG | FGA | Pct | FT | FTA | Pct | Off | Def | Tot | Avg | | | | | | | | | | |
| at Long Beach State | 11/10/07 | * | 16 | 1 | 5 | .200 | 0 | 1 | .000 | 1 | 1 | 1.000 | 1 | 3 | 4 | 4.0 | 2 | 0 | 3 | 2 | 1 | 0 | 3 | 3.0 | |
| IDAHO STATE | 11/14/07 | * | 33 | 6 | 11 | .545 | 4 | 6 | .667 | 2 | 2 | 1.000 | 0 | 4 | 4 | 4.0 | 3 | 0 | 5 | 2 | 0 | 1 | 18 | 10.5 | |
| JACKSON STATE | 11/16/07 | * | 15 | 3 | 6 | .500 | 1 | 3 | .333 | 0 | 0 | .000 | 0 | 5 | 5 | 4.3 | 4 | 0 | 1 | 2 | 0 | 0 | 7 | 9.3 | |
| HARTFORD | 11/20/07 | * | 27 | 4 | 6 | .667 | 3 | 4 | .750 | 2 | 2 | 1.000 | 1 | 4 | 5 | 4.5 | 0 | 0 | 2 | 0 | 0 | 0 | 13 | 10.3 | |
| vs No. 6 Louisville | 11/23/07 | * | 34 | 0 | 4 | .000 | 0 | 2 | .000 | 4 | 4 | 1.000 | 1 | 2 | 3 | 4.2 | 3 | 0 | 1 | 0 | 0 | 2 | 4 | 9.0 | |
| vs No. 1 North Carolina | 11/24/07 | * | 34 | 3 | 6 | .500 | 1 | 2 | .500 | 2 | 3 | .667 | 1 | 3 | 4 | 4.2 | 5 | 1 | 1 | 3 | 0 | 0 | 9 | 9.0 | |
| at Portland | 12/01/07 | * | 27 | 3 | 7 | .429 | 2 | 4 | .500 | 0 | 0 | .000 | 0 | 2 | 2 | 3.9 | 0 | 0 | 2 | 0 | 0 | 0 | 8 | 8.9 | |
| WEBER STATE | 12/05/07 | * | 28 | 4 | 8 | .500 | 3 | 6 | .500 | 5 | 6 | .833 | 1 | 1 | 2 | 3.6 | 2 | 0 | 1 | 2 | 0 | 2 | 16 | 9.8 | |
| vs No. 9 Michigan State | 12/08/07 | * | 35 | 4 | 8 | .500 | 3 | 6 | .500 | 1 | 2 | .500 | 2 | 1 | 3 | 3.6 | 2 | 0 | 4 | 2 | 1 | 0 | 12 | 10.3 | |
| LAMAR | 12/12/07 | * | 18 | 2 | 6 | .333 | 2 | 4 | .500 | 0 | 0 | .000 | 0 | 1 | 1 | 3.3 | 4 | 0 | 2 | 0 | 0 | 1 | 6 | 9.6 | |
| PEPPERDINE | 12/15/07 | * | 24 | 3 | 7 | .429 | 0 | 3 | .000 | 1 | 1 | 1.000 | 0 | 2 | 2 | 3.2 | 3 | 0 | 5 | 2 | 0 | 2 | 7 | 9.4 | |
| Totals | | | 11 | 291 | 33 | 74 | .446 | 19 | 41 | .463 | 18 | 21 | .857 | 7 | 28 | 35 | 3.2 | 28 | 1 | 27 | 15 | 2 | 8 | 103 | 9.4 |

Games played: 11
Minutes/game: 26.5
Points/game: 9.4
FG Pct: 44.6
3FG Pct: 46.3
FT Pct: 85.7

Rebounds/game: 3.2
Assists/game: 2.5
Turnovers/game: 1.4
Assist/turnover ratio: 1.8
Steals/game: 0.7
Blocks/game: 0.2

CAREER HIGHS:

POINTS: 18 vs. ISU (2008)
FG MADE: 6 vs. ISU (2008)
FG ATT: 11 vs. ISU (2008), vs. Chaminade (2005)
FG %: .1.000 (5-5) vs. Utah (2007)
3FG MADE: 4 vs. ISU (2008)
3FG ATT: 6 vs. ISU, WSU, MSU (2008), vs. Chaminade (2005)
3FG %: 1.000 (3-3) at UCLA
FT MADE: 5 vs. Weber St. (2008)
FT ATT: 6 vs. Weber St. (2008)
FT %: 1.000 (4-4) vs. Louisville (2008), vs. Utah (2007)
REB: 5 vs. Jackson St. (2008), vs. Xavier-NCAA (2007)
ASSISTS: 5 vs. ISU, Hartford, Pepperdine (2008), vs. SUU (2007)
STEALS: 3 vs. WOU (2007), MSU-Billings (2005)
BLOCKS: 3 vs. Chaminade (2005)
MINUTES: 35 vs. Michigan St. (2008)

SEASON-HIGH POINTS:

First Half: 16 vs. ISU
Second Half: 9 vs. Michigan State
Game: 18 vs. ISU

Percentage Minimums -
4 FG, 2 3FG, 3 FT Made

BURGESS PREVIOUS YEAR-BY-YEAR BYU STATS

| YEAR | GP | GS | MIN | AVG | FG | FGA | PCT | 3FG | FGA | PCT | FT | FTA | PCT | OFF | DEF | TOT | AVG | PF | FO | A | AVG | TO | BLK | STL | PTS | AVG |
|--------------|-----------|----------|------------|------------|-----------|------------|-------------|-----------|-----------|-------------|-----------|-----------|-------------|-----------|-----------|-----------|------------|-----------|----------|-----------|------------|-----------|----------|-----------|------------|------------|
| 2004-05 | 27 | 1 | 215 | 8.0 | 19 | 70 | .271 | 10 | 33 | .303 | 9 | 11 | .818 | 9 | 15 | 24 | 0.9 | 36 | 0 | 12 | 0.4 | 22 | 3 | 11 | 57 | 2.1 |
| 2006-07 | 31 | 0 | 315 | 10.2 | 39 | 70 | .557 | 15 | 31 | .484 | 18 | 27 | .667 | 18 | 29 | 47 | 1.5 | 32 | 0 | 31 | 1.0 | 21 | 1 | 10 | 111 | 3.6 |
| Total | 58 | 1 | 530 | 9.1 | 58 | 140 | .414 | 25 | 64 | .391 | 25 | 38 | .658 | 27 | 44 | 71 | 1.2 | 78 | 0 | 43 | 0.7 | 43 | 4 | 21 | 168 | 2.9 |





BEN MURDOCK
 6-2 • 185 • senior • guard
 Bountiful, Utah

LAST OUTING: Knocked down 2 three-pointers against Pepperdine, tying his career high, while tallying 7 points, 4 assists and 2 rebounds in 26 minutes.

TRACKING MURDOCK IN 2007-08: Has 50 assists and only 17 turnovers in his first 11 Division I starts, ranking second in the MWC in assists per game (4.5) and fourth in assist/turnover ratio (2.9) ... tallied 3 rebounds and 2 assists in 23 minutes against Lamar ... tied his season high with 8 points to go along with 3 assists and 2 rebounds in a career-high 38 minutes against No. 9 Michigan State while posting the first block of his Cougar career ... tied his career high with 2 steals while dishing out 4 assists and tallying 2 points and 2 rebounds in 25 minutes against Weber State ... dished out a career-best 10 assists at Portland to help BYU post 23 team assists while adding 4 points, 4 rebounds and 2 steals in 31 minutes at Portland ... recorded 2 points and 1 assist in a career-most 37 minutes against No. 1 North

Carolina ... posted 7 points, 5 assists and 3 rebounds in a career-high 34 minutes against No. 6 Louisville ... contributed 3 points, 3 assists and 1 rebound in 29 minutes against Hartford ... with BYU trailing 7-5 early, he hit a three-pointer to spark a 10-0 Cougar run and give BYU a lead it would never relinquish ... dished out a career-best 8 assists with only 1 turnover while adding 2 points, 3 rebounds and 1 steal in 22 minutes vs. Jackson State ... totaled 5 assists against Idaho State while contributing 5 points and 1 steal in a career-most 30 minutes ... made his first career start in BYU's season opener at Long Beach State, tallying career highs in field goals made (3), field goals attempted (5), rebounds (5), assists (5) and minutes (20) ... played 17.0 minutes per game while averaging 5.5 points, 2.0 assists and 1.5 rebounds in exhibition play ... went 4-for-4 from the free-throw line on the way to posting 7 points, 2 rebounds and 2 assists against Bryant ... contributed 4 points, 2 assists and 2 steals against Laval.

PLAYER SUMMARY: A transfer from Dixie State College where he earned second-team All-Scenic West Athletic Conference and NJCAA Region 18 honors, Murdock played in 31 of 34 games last season for BYU's Mountain West Conference Championship team. A good ballhandler who can drive the lane and create offensively with his quickness, he logged valuable minutes in the Cougar backcourt while posting a 2.13 assist/turnover ratio. His excellent range and solid perimeter shooting should once again make him a key contributor for BYU this year.

PERSONAL: Parents are J. Blake and Julie Murdock ... has two brothers and seven sisters ... enjoys golfing in his spare time ... served a mission for The Church of Jesus Christ of Latter-day Saints to Honolulu, Hawai'i ... wife Mindy ... recruited by Weber State ... business management major.

Ben Murdock – 2007-08 Game-by-Game

| Opponent | Date | GS | Min | TOTAL | | | 3PTS | | | REBOUNDS | | | | | | | | | | | | | | | |
|-------------------------|----------|----|-----|-------|-----|------|------|-----|------|----------|-----|-------|------|-----|-----|-----|-----|----|----|----|-----|-----|-----|-----|-----|
| | | | | FG | FGA | Pct | 3FG | FGA | Pct | FT | FTA | Pct | Off | Def | Tot | Avg | PF | FO | A | TO | Blk | Stl | Pts | Avg | |
| at Long Beach State | 11/10/07 | * | 20 | 3 | 5 | .600 | 1 | 2 | .500 | 1 | 1 | 1.000 | 0 | 5 | 5 | 5.0 | 4 | 0 | 5 | 1 | 0 | 1 | 8 | 8.0 | |
| IDAHO STATE | 11/14/07 | * | 30 | 2 | 3 | .667 | 1 | 2 | .500 | 0 | 0 | .000 | 0 | 0 | 0 | 2.5 | 3 | 0 | 5 | 0 | 0 | 1 | 5 | 6.5 | |
| JACKSON STATE | 11/16/07 | * | 22 | 1 | 2 | .500 | 0 | 1 | .000 | 0 | 0 | .000 | 0 | 3 | 3 | 2.7 | 0 | 0 | 8 | 1 | 0 | 1 | 2 | 5.0 | |
| HARTFORD | 11/20/07 | * | 29 | 1 | 2 | .500 | 1 | 2 | .500 | 0 | 0 | .000 | 0 | 1 | 1 | 2.3 | 2 | 0 | 3 | 1 | 0 | 0 | 3 | 4.5 | |
| vs No. 6 Louisville | 11/23/07 | * | 31 | 2 | 3 | .667 | 1 | 2 | .500 | 2 | 2 | 1.000 | 0 | 3 | 3 | 2.4 | 3 | 0 | 5 | 1 | 0 | 0 | 7 | 5.0 | |
| vs No. 1 North Carolina | 11/24/07 | * | 37 | 1 | 4 | .250 | 0 | 2 | .000 | 0 | 0 | .000 | 0 | 0 | 0 | 2.0 | 4 | 0 | 1 | 3 | 0 | 0 | 2 | 4.5 | |
| at Portland | 12/01/07 | * | 31 | 2 | 4 | .500 | 0 | 1 | .000 | 0 | 1 | .000 | 0 | 4 | 4 | 2.3 | 1 | 0 | 10 | 2 | 0 | 2 | 4 | 4.4 | |
| WEBER STATE | 12/05/07 | * | 25 | 1 | 3 | .333 | 0 | 2 | .000 | 0 | 0 | .000 | 0 | 2 | 2 | 2.3 | 4 | 0 | 4 | 0 | 0 | 2 | 2 | 4.1 | |
| vs No. 9 Michigan State | 12/06/07 | * | 38 | 2 | 7 | .286 | 2 | 7 | .286 | 2 | 2 | 1.000 | 0 | 2 | 2 | 2.2 | 4 | 0 | 3 | 3 | 1 | 0 | 8 | 4.2 | |
| LAMAR | 12/12/07 | * | 23 | 0 | 4 | .000 | 0 | 3 | .000 | 0 | 0 | .000 | 0 | 3 | 3 | 2.3 | 2 | 0 | 2 | 2 | 0 | 0 | 0 | 4.1 | |
| PEPPERDINE | 12/15/07 | * | 26 | 2 | 4 | .500 | 2 | 4 | .500 | 1 | 2 | .500 | 0 | 2 | 2 | 2.3 | 1 | 0 | 4 | 3 | 0 | 0 | 7 | 4.4 | |
| Totals | | | 11 | 312 | 17 | 41 | 415 | 8 | 28 | 286 | 6 | 8 | .750 | 0 | 25 | 25 | 2.3 | 28 | 0 | 50 | 17 | 1 | 7 | 48 | 4.4 |

Games played: 11
 Minutes/game: 28.4
 Points/game: 4.4
 FG Pct: 41.5
 3FG Pct: 28.6
 FT Pct: 75.0

Rebounds/game: 2.3
 Assists/game: 4.5
 Turnovers/game: 1.5
 Assist/turnover ratio: 2.9
 Steals/game: 0.6
 Blocks/game: 0.1

CAREER HIGHS:

POINTS: 9 vs. Western Oregon (2007)
 FG MADE: 3 at LBSU (2008)
 FG ATT: 6 vs. Michigan St. (2008)
 FG%: -
 3FG MADE: 2 vs. Pepperdine (2008), WOU (2007)
 3FG ATT: 6 vs. Michigan St. (2008)
 3FG%: .667 (2-3) vs. WOU (2007)
 FT MADE: 3 vs. WOU, vs. TCUMWC (2007)
 FT ATT: 4 vs. WOU, vs. TCUMWC (2007)
 FT %: .750 (3-4) vs. WOU, vs. TCUMWC (2007)
 REB: 5 at LBSU (2008)
 ASSISTS: 10 at Portland (2008)
 STEALS: 2 at Portland, vs. Weber St. (2008), Air Force (2007)
 BLOCKS: 1 vs. Michigan St. (2008)
 MINUTES: 38 vs. Michigan St. (2008)

SEASON-HIGH POINTS:

First Half: 6 vs. Pepperdine
 Second Half: 8 vs. Mich. St.
 Game: 8 at LBSU, vs. MSU

**Percentage Minimums -
 4 FG, 2 3FG, 3 FT Made**

MURDOCK PREVIOUS YEAR-BY-YEAR BYU STATS

| YEAR | GP | GS | MIN | AVG | FG | FGA | PCT | 3FG | FGA | PCT | FT | FTA | PCT | OFF | DEF | TOT | AVG | PF | FO | A | AVG | TO | BLK | STL | PTS | AVG |
|--------------|-----------|----------|------------|------------|-----------|-----------|-------------|----------|-----------|-------------|-----------|-----------|-------------|----------|-----------|-----------|------------|-----------|----------|-----------|------------|-----------|----------|----------|-----------|------------|
| 2006-07 | 31 | 0 | 225 | 7.3 | 12 | 33 | .364 | 6 | 16 | .375 | 15 | 22 | .682 | 7 | 17 | 24 | 0.8 | 33 | 1 | 32 | 1.1 | 15 | 0 | 9 | 45 | 1.5 |
| Total | 31 | 0 | 225 | 7.3 | 12 | 33 | .364 | 6 | 16 | .375 | 15 | 22 | .682 | 7 | 17 | 24 | 0.8 | 33 | 1 | 32 | 1.1 | 15 | 0 | 9 | 45 | 1.5 |





LEE CUMMARD
 6-7 • 185 • junior • guard
 Mesa, Ariz.

LAST OUTING: Surpassed the 20-point mark for the second straight game with 21 points on 10-for-12 (.833) shooting from the field against Pepperdine to go along with 6 rebounds, 5 assists, a career-best 4 blocks and 2 steals in 36 minutes.

TRACKING CUMMARD IN 2007-08: Leads the MWC and ranks 20th nationally in field-goal percentage (.629) and ranks among the top 10 in the league in scoring (4th - 15.5), rebounds (9th - 6.1), assists (9th - 3.4), offensive rebounds (17th - 1.91) ... named MWC Player of the Week on Dec. 17 after averaging 24.0 points on 75 percent shooting, 8.0 rebounds, 6.5 assists, 2.5 blocks and 1.5 steals in two BYU wins ... posted career highs in points (27), field goals made (11), three-point field goals made (5) and assists (8) against Lamar while adding 10 rebounds to tally his second double-double of the year and recording 1 steal and 1 block in 33 minutes ... went 11-for-16 from the floor (.688) and 5-for-7 from three-point range (.714) ... went 3-for-3 from the floor, including one three-pointer, and 2-for-2 from the free-throw line to score 9 points in 20 minutes against No. 9 Michigan State while adding 2 assists, 2 rebounds and 1 block ... went 3-for-6 from the

floor and 7-for-7 from the free-throw line to score 14 points against Weber State while adding 6 rebounds and 3 assists in 29 minutes ... led BYU with 18 points at Portland, tallying a career-high 6 assists while tying his personal best with 7 field goals made and posting 4 rebounds and 1 block in 30 minutes ... shot 7-for-9 (.779) from the field, including a 3-for-4 mark from three-point range ... despite seeing limited action due to foul trouble, he tallied 10 points, 8 rebounds, 1 assist and 1 steal in 23 minutes against No. 1 North Carolina ... scored the first bucket of the second half for BYU to spark a 13-4 Cougar run that gave BYU the lead ... contributed 9 points and 2 rebounds in 25 minutes against No. 6 Louisville while playing with foul trouble ... reached the 20-point mark for just the third time in his career with a season-high 20 points against Hartford on 7-for-11 shooting from the field while adding 6 rebounds, 3 assists and 2 steals in 29 minutes ... after the Hawks cut a once-24-point lead to just 12 in the second half, he hit a three-pointer to spark a 13-1 Cougar run that sealed the win for BYU ... tied career marks for field-goal percentage [5-of-6, .833] and three-point percentage [2-for-2, 1.000] while scoring 14 points with a season-high 4 steals and 4 rebounds, 3 assists and 1 block in 22 minutes vs. Jackson State ... posted the first Cougar double-double of the season with 13 points and 10 rebounds against Idaho State to go along with 4 assists and 2 steals in 28 minutes ... led BYU with 15 points at Long Beach State on 6-for-12 shooting from the field while tying for team-high rebounding honors at nine boards and contributing 2 assists and 1 steal in 33 minutes ... scored four of the Cougars' first five points and six of the first 12 ... averaged 9.5 points, 4.5 rebounds and 1.5 blocks per game in 23.0 minutes in exhibition play ... went 4-for-6 from the field to score 8 points while adding 5 rebounds against Bryant ... contributed 11 points, 4 rebounds, 3 assists and 2 blocks against Laval.

PLAYER SUMMARY: A 2007 All-Mountain West Conference Third Team selection, Cummard is a good athlete with a natural feel for the game who started all 34 games for the Mountain West Conference Champion Cougars as a sophomore. An all-around contributor, he led the team in shooting, steals and minutes while ranking second in assists and blocks and third in scoring and rebounds. He also ranked among the top 15 in the MWC in seven statistical categories. Cummard contributed significantly for the Cougars in his first season, making 14 starts, after some experts rated him as the top shooting guard prospect in the West in 2004. Known as a fierce competitor, Cummard has good ball-handling skills, excellent shooting range and the toughness to rebound and finish in traffic.

PERSONAL: Parents are David and Cheryl Cummard ... has five brothers ... he and his wife Sarah have one son ... sports hero is Michael Jordan ... served as a missionary in Nashville, Tenn., in 2004 ... recruited by Arizona St., UCLA, Oregon, Oregon St., Stanford, Iowa St., Utah St., Utah, New Mexico, Miami, Gonzaga, Oklahoma St., San Diego St. and Texas Tech ... pre-management major.

Lee Cummard – 2007-08 Game-by-Game

| Opponent | Date | GS | Min | TOTAL | | | 3PTS | | | REBOUNDS | | | PF | FO | A | TO | Blk | Stl | Pts | Avg | | | | | |
|-------------------------|----------|----|-----|-------|-----|-------|------|-----|-------|----------|-----|-------|------|----|----|-----|-----|-----|-----|-----|-----|-----|-----|------|------|
| | | | | FG | FGA | Pct | 3FG | FGA | Pct | FT | FTA | Pct | | | | | | | | | Off | Def | Tot | Avg | |
| at Long Beach State | 11/10/07 | * | 33 | 6 | 12 | .500 | 1 | 6 | .167 | 2 | 3 | .667 | 2 | 7 | 9 | 9.0 | 2 | 0 | 2 | 2 | 0 | 1 | 15 | 15.0 | |
| IDAHO STATE | 11/14/07 | * | 28 | 5 | 9 | .556 | 1 | 4 | .250 | 2 | 4 | .500 | 2 | 8 | 10 | 9.5 | 4 | 0 | 4 | 1 | 0 | 2 | 13 | 14.0 | |
| JACKSON STATE | 11/16/07 | * | 22 | 5 | 6 | .833 | 2 | 2 | 1.000 | 2 | 2 | 1.000 | 1 | 3 | 4 | 7.7 | 0 | 0 | 3 | 2 | 1 | 4 | 14 | 14.0 | |
| HARTFORD | 11/20/07 | * | 29 | 7 | 11 | .636 | 2 | 4 | .500 | 4 | 4 | 1.000 | 1 | 5 | 6 | 7.3 | 3 | 0 | 3 | 5 | 0 | 2 | 20 | 15.5 | |
| vs No. 6 Louisville | 11/23/07 | * | 25 | 4 | 10 | .400 | 1 | 5 | .200 | 0 | 0 | .000 | 1 | 1 | 2 | 6.2 | 5 | 1 | 0 | 1 | 0 | 0 | 9 | 14.2 | |
| vs No. 1 North Carolina | 11/24/07 | * | 23 | 5 | 11 | .455 | 0 | 2 | .000 | 0 | 0 | .000 | 2 | 6 | 8 | 6.5 | 4 | 0 | 1 | 6 | 0 | 1 | 10 | 13.5 | |
| at Portland | 12/01/07 | * | 30 | 7 | 9 | .778 | 3 | 4 | .750 | 1 | 1 | 1.000 | 1 | 3 | 4 | 6.1 | 1 | 0 | 6 | 0 | 1 | 0 | 18 | 14.1 | |
| WEBER STATE | 12/05/07 | * | 28 | 3 | 6 | .500 | 1 | 2 | .500 | 7 | 7 | 1.000 | 3 | 3 | 6 | 6.1 | 3 | 0 | 3 | 4 | 0 | 0 | 14 | 14.1 | |
| vs No. 9 Michigan State | 12/08/07 | * | 20 | 3 | 3 | 1.000 | 1 | 1 | 1.000 | 2 | 2 | 1.000 | 0 | 2 | 2 | 5.7 | 5 | 1 | 2 | 2 | 1 | 0 | 9 | 13.6 | |
| LAMAR | 12/12/07 | * | 33 | 11 | 16 | .688 | 5 | 7 | .714 | 0 | 0 | .000 | 7 | 3 | 10 | 6.1 | 2 | 0 | 8 | 0 | 1 | 1 | 27 | 14.9 | |
| PEPPERDINE | 12/15/07 | * | 36 | 10 | 12 | .833 | 1 | 1 | 1.000 | 0 | 0 | .000 | 1 | 5 | 6 | 6.1 | 1 | 0 | 5 | 5 | 4 | 2 | 21 | 15.5 | |
| Totals | | | 11 | 307 | 66 | 105 | .629 | 18 | 38 | .474 | 20 | 23 | .870 | 21 | 46 | 67 | 6.1 | 30 | 2 | 37 | 28 | 8 | 13 | 170 | 15.5 |

Games played: 11
 Minutes/game: 27.9
 Points/game: 15.5
 FG Pct: 62.9
 3FG Pct: 47.4
 FT Pct: 87.0

Rebounds/game: 6.1
 Assists/game: 3.4
 Turnovers/game: 2.5
 Assist/turnover ratio: 1.3
 Steals/game: 1.2
 Blocks/game: 0.7

CAREER HIGHS:

POINTS: 27 vs. Lamar (2008)
 FG MADE: 11 vs. Lamar (2008)
 FG ATT: 16 vs. Lamar (2008)
 FG %: .833 (10-12) vs. Pepperdine,
 (5-6) vs. Jackson St. (2008), vs.
 SJSU, WOU (2007)
 3FG MADE: 5 vs. Lamar (2008)
 3FG ATT: 7 vs. Lamar (2008)
 3FG %: 1.000 (2-2) 5 times, last
 vs. Jackson St. (2008)
 FT MADE: 10 vs. Colorado St. (2007)
 FT ATT: 10 vs. Colorado St. (2007)
 FT %: 1.000 (10-10) vs. CSU (2007)
 REB: 13 at UNLV (MWC Final) (2007)
 ASSISTS: 8 vs. Lamar (2008)
 BLOCKS: 4 vs. Pepperdine (2008)
 STEALS: 5 vs. UNLV (2007)
 MINUTES: 37 at UNLV, at TCU, vs.
 CSU (2007)

SEASON-HIGH POINTS:

First Half: 17 vs. Lamar
 Second Half: 12 vs. Pepperdine
 Game: 27 vs. Lamar

Percentage Minimums -
 4 FG, 2 3FG, 3 FT Made

CUMMARD PREVIOUS YEAR-BY-YEAR BYU STATS

| YEAR | GP | GS | MIN | AVG | FG | FGA | PCT | 3FG | FGA | PCT | FT | FTA | PCT | OFF | DEF | TOT | AVG | PF | FO | A | AVG | TO | BLK | STL | PTS | AVG |
|--------------|-----------|-----------|-------------|-------------|------------|------------|-------------|-----------|------------|-------------|-----------|-----------|-------------|-----------|------------|------------|------------|------------|----------|------------|------------|-----------|-----------|-----------|------------|------------|
| 2005-06 | 29 | 14 | 430 | 14.8 | 50 | 110 | .455 | 17 | 43 | .395 | 26 | 34 | .765 | 23 | 45 | 68 | 2.3 | 58 | 0 | 45 | 1.6 | 31 | 12 | 16 | 143 | 4.9 |
| 2006-07 | 34 | 34 | 990 | 29.1 | 114 | 206 | .553 | 40 | 92 | .435 | 50 | 63 | .794 | 63 | 128 | 191 | 5.6 | 103 | 3 | 93 | 2.7 | 49 | 29 | 50 | 318 | 9.4 |
| Total | 63 | 48 | 1420 | 22.5 | 164 | 316 | .519 | 57 | 135 | .422 | 56 | 97 | .577 | 86 | 173 | 259 | 4.1 | 161 | 0 | 138 | 2.2 | 80 | 41 | 66 | 461 | 7.3 |





JIMMER FREDETTE
 6-2 • 190 • freshman • guard
 Glens Falls, N.Y.

LAST OUTING: Scored 5 points in 14 minutes against Pepperdine.

TRACKING FREDETTE IN 2007-08: Played 19 minutes against Lamar, recording 7 points, 2 assists and 2 steals ... recorded 3 points and 1 assist in 13 minutes against No. 9 Michigan State ... notched 2 rebounds, 2 assists and 2 steals in 22 minutes against Weber State ... had his third double-digit scoring outing with 11 points on 5-for-7 shooting from the field at Portland to go along with 2 rebounds and 1 assist in 19 minutes ... played 5 minutes against No. 1 North Carolina ... played 12 minutes against No. 6 Louisville, going 0-for-2 from the field ... broke out for a career-high 19 points against Hartford on 6-for-7 (.857) shooting from the field, 4-for-5 (.800) from three-point range and 3-for-3 from the free-throw line while tying his career high with 4 steals and adding 2 assists in 19 minutes ... scored 7 points, including 5-for-6 free-throw shooting, while totaling personal bests of 4 assists, 4 steals and 2 rebounds in his 23 minutes vs. Jackson State ... posted double-figure scoring for the first time in his Cougar career with 10 points on 4-for-7 shooting from the field (2-for-3 from three-point

range) while adding 1 assist and 1 steal in 17 minutes against Idaho State ... played 25 minutes in his collegiate debut at Long Beach State, going 3-for-6 from three-point range to score 9 points while adding 3 assists, 1 rebound and 1 steal ... connected on two three-pointers during a 14-0 BYU run ... averaged 4.0 points, 1.5 assists and 1.5 steals in 8.5 minutes per game in exhibition play ... saw 16 minutes of action against Bryant, contributing 6 points, 3 assists and 3 steals ... made his first shot against Laval but suffered a head injury on the next possession, playing just one minute.

PLAYER SUMMARY: A prolific scorer, guard Jimmer Fredette is a tough, hard-nosed competitor who was ranked among the nation's top 75 shooting guards last season by ESPN.com. Known for his shooting touch, Fredette will be expected to provide instant offense for the Cougars after setting the league scoring record at Glens Falls High School (Glens Falls, N.Y.) with 2,404 career points.

PERSONAL: Has one brother and one sister ... enjoys computer games ... favorite actor is Denzel Washington ... favorite food is Angelina's Pizza ... sports hero is John Stockton ... attended BYU summer camps since junior high school ... also recruited by Utah, Syracuse, Wake Forest, Seton Hall, Marshall, Fordham, Siena, George Mason, West Virginia, Virginia Tech, Penn St. and N.C. State ... pre-management major.

Jimmer Fredette – 2007-08 Game-by-Game

| Opponent | Date | GS | Min | TOTAL | | | 3-PTS | | | REBOUNDS | | | | | | | PF | FO | A | TO | Blk | Stl | Pts | Avg | |
|-------------------------|----------|----|-----|-------|-----|------|-------|-----|------|----------|-----|-------|------|-----|-----|-----|-----|----|---|----|-----|-----|-----|------|-----|
| | | | | FG | FGA | Pct | 3FG | FGA | Pct | FT | FTA | Pct | Off | Def | Tot | Avg | | | | | | | | | |
| at Long Beach State | 11/10/07 | | 25 | 3 | 11 | .273 | 3 | 6 | .500 | 0 | 0 | .000 | 1 | 0 | 1 | 1.0 | 1 | 0 | 3 | 1 | 0 | 1 | 9 | 9.0 | |
| IDAHO STATE | 11/14/07 | | 17 | 4 | 7 | .571 | 2 | 3 | .667 | 0 | 0 | .000 | 0 | 0 | 0 | 0.5 | 0 | 0 | 1 | 0 | 0 | 1 | 10 | 9.5 | |
| JACKSON STATE | 11/16/07 | | 23 | 1 | 5 | .200 | 0 | 2 | .000 | 5 | 6 | .833 | 0 | 2 | 2 | 1.0 | 1 | 0 | 4 | 1 | 0 | 4 | 7 | 8.7 | |
| HARTFORD | 11/20/07 | | 19 | 6 | 7 | .857 | 4 | 5 | .800 | 3 | 3 | 1.000 | 0 | 0 | 0 | 0.8 | 3 | 0 | 2 | 4 | 0 | 4 | 19 | 11.3 | |
| vs No. 6 Louisville | 11/23/07 | | 12 | 0 | 2 | .000 | 0 | 2 | .000 | 0 | 1 | .000 | 0 | 0 | 0 | 0.6 | 1 | 0 | 0 | 0 | 0 | 0 | 0 | 9.0 | |
| vs No. 1 North Carolina | 11/24/07 | | 5 | 0 | 0 | .000 | 0 | 0 | .000 | 0 | 0 | .000 | 0 | 0 | 0 | 0.5 | 1 | 0 | 0 | 0 | 0 | 0 | 0 | 7.5 | |
| at Portland | 12/01/07 | | 18 | 5 | 7 | .714 | 1 | 3 | .333 | 0 | 0 | .000 | 1 | 1 | 2 | 0.7 | 1 | 0 | 1 | 2 | 0 | 0 | 11 | 8.0 | |
| WEBER STATE | 12/05/07 | | 22 | 0 | 5 | .000 | 0 | 4 | .000 | 0 | 0 | .000 | 1 | 1 | 2 | 0.9 | 1 | 0 | 2 | 2 | 0 | 2 | 0 | 7.0 | |
| vs No. 9 Michigan State | 12/08/07 | | 13 | 1 | 4 | .250 | 1 | 4 | .250 | 0 | 0 | .000 | 0 | 0 | 0 | 0.8 | 1 | 0 | 1 | 1 | 0 | 0 | 3 | 6.6 | |
| LAMAR | 12/12/07 | | 19 | 2 | 6 | .333 | 1 | 4 | .250 | 2 | 2 | 1.000 | 0 | 0 | 0 | 0.7 | 0 | 0 | 2 | 0 | 0 | 2 | 7 | 6.6 | |
| PEPPERDINE | 12/15/07 | | 14 | 2 | 4 | .500 | 1 | 2 | .500 | 0 | 0 | .000 | 0 | 0 | 0 | 0.6 | 2 | 0 | 0 | 2 | 0 | 0 | 5 | 6.5 | |
| Totals | | | 0 | 187 | 24 | .58 | 414 | 13 | 35 | .371 | 10 | 12 | .833 | 3 | 4 | 7 | 0.6 | 12 | 0 | 16 | 13 | 0 | 14 | 71 | 6.5 |

Games played: 11
 Minutes/game: 17.0
 Points/game: 6.5
 FG Pct: 41.4
 3FG Pct: 37.1
 FT Pct: 83.3

Rebounds/game: 0.6
 Assists/game: 1.5
 Turnovers/game: 1.2
 Assist/turnover ratio: 1.2
 Steals/game: 1.3

CAREER HIGHS:

POINTS: 19 vs. Hartford (2008)
 FG MADE: 6 vs. Hartford (2008)
 FG ATT: 11 at LBSU (2008)
 FG%: .857 (6-7) vs. Hartford (2008)
 3FG MADE: 4 vs. Hartford (2008)
 3FG ATT: 6 at LBSU (2008)
 3FG%: .800 vs. Hartford (2008)
 FT MADE: 5 vs. Jackson St. (2008)
 FT ATT: 6 vs. Jackson St. (2008)
 FT %: 1.000 (3-3) vs. Hartford (2008)
 REB: 2 vs. Jackson St., at Portland, vs.

Weber St. (2008)
 ASSISTS: 4 vs. Jackson St. (2008)
 BLOCKS: -
 STEALS: 4 vs. Jackson St., Hartford (2008)
 MINUTES: 25 at LBSU (2008)

SEASON-HIGH POINTS:

First Half: 8 vs. Hartford
 Second Half: 11 vs. Hartford, at Portland
 Game: 19 vs. Hartford

Percentage Minimums -
 4 FG, 2 3FG, 3 FT Made



CHRIS COLLINSWORTH

6-9 • 205 • freshman • forward
Provo, Utah

LAST OUTING: Contributed 6 points, 4 rebounds and 2 assists in 22 minutes against Pepperdine after making his second career start.

TRACKING COLLINSWORTH IN 2007-08: Earned his first career start against Lamar, knocking down his first three-pointer of the year while contributing 5 points, 6 rebounds and 1 block in 15 minutes ... made his only shot of the night and both free-throw attempts to score 4 points against No. 9 Michigan State while adding 3 rebounds ... pulled down 7 rebounds against Weber State to go along with 4 points in 14 minutes ... tallied at least 5 rebounds in a game for the fifth time this year with 5 boards at Portland while adding 1 point and 1 steal in 11 minutes ... pulled down 4 rebounds while notching the first steal of his Cougar career in 15 minutes against No. 1 North Carolina ... brought down 5 rebounds against No. 6 Louisville while scoring 2 points in 13 minutes ... tallied 3 points on 3-for-4 shooting from the free-throw line to go along with 3 rebounds and 1 assist in 12 minutes against Hartford ... pulled down a game-high 10 rebounds with 1 point, 1 assist and 1 block in 25 minutes vs. Jackson State ... contributed 2 assists, 1 rebound and 1 block in 15 minutes against Idaho State in his Marriott

Center debut ... scored 9 points on 3-for-4 shooting from the field and a perfect 3-for-3 mark from the free-throw line in his collegiate debut at Long Beach State while adding 6 rebounds in 20 minutes ... immediately made his presence felt after checking in at the 15:31 mark of the first half with two rebounds, including an offensive board leading to a bucket for Trent Plaisted ... led BYU with 7.0 rebounds per game in exhibition play while scoring 3.5 points in 17.0 minutes of action ... paced the Cougars with 8 boards against Bryant while draining one three-pointer in 20 minutes ... had 6 rebounds, 4 points and 2 assists in 14 minutes against Laval.

PLAYER SUMMARY: A 6-foot-9 forward, Collinsworth is an all-around player whose versatility could make him a key contributor to the Cougars' up-tempo style of play this season. A skilled player at both the small and power forward positions, he is a talented scorer with good range and the ability to put the ball on the floor. He comes to BYU out of Provo High School where he was named the 2007 Gatorade Utah Boys' Basketball Player of the Year after leading the Bulldogs to the state title.

PERSONAL: Parents are Jeff and Alisa ... has two sisters and two brothers ... brother Kyle is a point guard at Provo High School ... enjoys movies, music and being with family ... sports hero is Larry Bird ... recruited by North Carolina, N.C. State, West Virginia, Oregon State, USC, Arizona, Arizona State, Utah State, Air Force, Washington State, Colorado, Colorado State and Utah ... per-management major.

Chris Collinsworth – 2007-08 Game-by-Game

| Opponent | Date | GS | Min | TOTAL | | | 3PTS | | | REBOUNDS | | | | | | | | | | | Pts | Avg | | | | |
|-------------------------|----------|------|-----|-------|-------|-----|------|-------|-----|----------|-------|-----|-----|-----|-----|-----|----|-----|----|----|-----|-----|-----|-----|----|-----|
| | | | | FG | FGA | Pct | 3FG | FGA | Pct | FT | FTA | Pct | Off | Def | Tot | Avg | PF | FO | A | TO | | | Blk | Stl | | |
| at Long Beach State | 11/10/07 | 20 | 3 | 4 | .750 | 0 | 1 | .000 | 3 | 3 | 1.000 | 3 | 3 | 6 | 6.0 | 0 | 0 | 2 | 0 | 0 | 9 | 9.0 | | | | |
| IDAHO STATE | 11/14/07 | 15 | 0 | 3 | .000 | 0 | 1 | .000 | 0 | 2 | .000 | 0 | 1 | 1 | 3.5 | 2 | 0 | 2 | 0 | 1 | 0 | 4.5 | | | | |
| JACKSON STATE | 11/16/07 | 25 | 0 | 3 | .000 | 0 | 1 | .000 | 1 | 4 | .250 | 3 | 7 | 10 | 5.7 | 3 | 0 | 1 | 1 | 1 | 0 | 1 | 3.3 | | | |
| HARTFORD | 11/20/07 | 12 | 0 | 0 | .000 | 0 | 0 | .000 | 3 | 4 | .750 | 0 | 3 | 3 | 5.0 | 2 | 0 | 1 | 1 | 0 | 0 | 3 | 3.3 | | | |
| vs No. 6 Louisville | 11/23/07 | 13 | 1 | 3 | .333 | 0 | 0 | .000 | 0 | 0 | .000 | 1 | 4 | 5 | 5.0 | 4 | 0 | 0 | 0 | 0 | 0 | 2 | 3.0 | | | |
| vs No. 1 North Carolina | 11/24/07 | 15 | 0 | 0 | .000 | 0 | 0 | .000 | 0 | 0 | .000 | 1 | 3 | 4 | 4.8 | 2 | 0 | 0 | 2 | 0 | 1 | 0 | 2.5 | | | |
| at Portland | 12/01/07 | 11 | 0 | 1 | .000 | 0 | 0 | .000 | 1 | 2 | .500 | 0 | 5 | 5 | 4.9 | 4 | 0 | 0 | 2 | 0 | 1 | 1 | 2.3 | | | |
| WEBER STATE | 12/05/07 | 14 | 2 | 4 | .500 | 0 | 1 | .000 | 0 | 0 | .000 | 1 | 6 | 7 | 5.1 | 2 | 0 | 0 | 2 | 0 | 0 | 4 | 2.5 | | | |
| vs No. 9 Michigan State | 12/08/07 | 19 | 1 | 1 | 1.000 | 0 | 0 | .000 | 2 | 2 | 1.000 | 2 | 1 | 3 | 4.9 | 2 | 0 | 0 | 1 | 0 | 0 | 4 | 2.7 | | | |
| LAMAR | 12/12/07 | * 15 | 2 | 5 | .400 | 1 | 1 | 1.000 | 0 | 2 | .000 | 4 | 2 | 6 | 5.0 | 3 | 0 | 0 | 0 | 1 | 0 | 5 | 2.9 | | | |
| PEPPERDINE | 12/15/07 | * 22 | 3 | 7 | .429 | 0 | 3 | .000 | 0 | 0 | .000 | 2 | 2 | 4 | 4.9 | 2 | 0 | 2 | 4 | 0 | 0 | 6 | 3.2 | | | |
| Totals | | | 2 | 181 | 12 | 31 | .387 | 1 | 8 | .125 | 10 | 19 | | 526 | 17 | 37 | 54 | 4.9 | 26 | 0 | 6 | 15 | 3 | 2 | 35 | 3.2 |

Games played: 11
Minutes/game: 16.5
Points/game: 3.2
FG Pct: 38.7
3FG Pct: 12.5
FT Pct: 52.6

Rebounds/game: 4.9
Assists/game: 0.5
Turnovers/game: 1.4
Assist/turnover ratio: 0.4
Steals/game: 0.2
Blocks/game: 0.3

CAREER HIGHS:

POINTS: 9 at LBSU (2008)
FG MADE: 3 at LBSU, vs. Pepperdine (2008)
FG ATT: 7 vs. Pepperdine (2008)
FG%: -
3FG MADE: 1 vs. Lamar (2008)
3FG ATT: 3 vs. Pepperdine (2008)
3FG%: -
FT MADE: 3 at LBSU, vs. Hartford (2008)
FT ATT: 4 vs. JSU, vs. Hartford (2008)
FT%: 1.000 (3-3) at LBSU (2008)
REB: 10 vs. Jackson St. (2008)
ASSISTS: 2 vs. ISU, Pepperdine (2008)
BLOCKS: 1 vs. ISU, vs. Lamar (2008)
STEALS: 1 vs. N. Carolina, at Portland (2008)
MINUTES: 25 vs. Jackson St. (2008)

SEASON-HIGH POINTS:

First Half: 4 vs. Michigan St., Pepperdine
Second Half: 7 at LBSU
Game: 9 at LBSU

Percentage Minimums -
4 FG, 2 3FG, 3 FT Made





TRENT PLAISTED
 6-11 • 245 • junior • forward/center
 San Antonio, Texas

LAST OUTING: Tied his career high with 18 rebounds against Pepperdine to go along with 18 rebounds, 2 assists, 2 blocks and 2 steals in 33 minutes.

TRACKING PLAISTED IN 2007-08: Leads the MWC in scoring (18.0) and rebounding (9.8) while ranking third in field-goal percentage (.602) and seventh in blocks (1.09) ... contributed 22 points on 7-for-10 shooting from the field while adding 7 rebounds and tying his career high with 5 assists in 27 minutes against Lamar ... became just the 37th Cougar in program history to score at least 1,000 career points with a bucket at the 14:10 mark in the second half ... led BYU with 17 points on 7-for-13 shooting from the field while recording a team-high 8 rebounds, 2 assists and 1 block in 37 minutes against No. 9 Michigan State ... had an outstanding defensive game against Weber State, tallying 15 rebounds, including 12 on the defensive end, and 5 blocks while contributing 14 points and 2 assists in 26 minutes ... continued his double-figure scoring streak with 16 points on 6-for-9 shooting from the field at Portland to go along with a team-high 8 rebounds and

2 assists in 26 minutes ... earned high praise from ESPN analyst Dick Vitale and North Carolina head coach Roy Williams as he posted game highs of 24 points and 17 rebounds against the top-ranked Tar Heels while adding a team-best 2 assists and 1 steal in 36 minutes ... scored eight of BYU's first 10 second-half points during a 13-4 Cougar run that gave BYU the lead ... topped the 20-point mark for the second time this season with 21 points against No. 6 Louisville, going 10-for-16 from the field while pulling down 12 rebounds to record his first double-double of the season ... tied his career highs with 8 free-throws made and 5 assists while recording 16 points and 7 rebounds in 26 minutes against Hartford ... has scored in double figures in all four games for the Cougars this season ... scored a season-high 21 points on 8-for-11 shooting from the floor and 5-of-6 accuracy from the line in 19 minutes vs. Jackson State ... added 7 rebounds, 2 assists, 1 block and 1 steal ... scored 17 points against Idaho State on 5-for-9 shooting from the field and a 7-for-8 mark from the free-throw line while adding 8 rebounds and 1 assist in 28 minutes ... also posted two dunks ... contributed 12 points, 2 assists and 1 rebound in 19 minutes at Long Beach State, including his 72nd career dunk to cap a 14-0 Cougar run ... scored in double figures in both exhibition contests while averaging 15.0 points on .667 shooting and 6.5 rebounds in 17.0 minutes per game ... posted 12 points, 7 rebounds and 3 assists against Bryant while going 4-for-4 from the free-throw line ... led BYU with 18 points against Laval on 8-for-10 shooting to go along with 6 rebounds.

PLAYER SUMMARY: A two-time All-Mountain West Conference Second Team selection, Plaisted has developed into a sizeable force for the Cougars offensively and defensively. He was second on the team in both scoring and rebounding last season, helping BYU secure the outright MWC title and a No. 24 final national ranking. A 2006 Freshman All-American, Plaisted led the Cougars in scoring and rebounding in 2005-06, receiving MWC Freshman of the Year honors. The left-handed forward/center received a medical redshirt in 2004-05 due to injury. Long and athletic, Plaisted runs the floor well and has a soft shooting touch to 18 feet. He can play the four or five position and is a good shot-blocker and solid rebounder. A first-team 5A Texas all-state selection from San Antonio's Clark High, where he averaged 22 points, 10 rebounds, 2 blocks and 2 assists, he has a running vertical of 41 inches, can touch 12-foot-2 and has run a 4.6 40-yard dash on grass wearing tennis shoes.

PERSONAL: Parents are John and Sherry Plaisted ... is the youngest of five children, having three sisters and one brother ... married Lacey in the summer of 2007 ... among schools recruiting Plaisted were Florida State, Stanford, Kansas, Oklahoma State, Washington State, Texas A&M, Utah, Arkansas, New Mexico, Texas Tech and Vanderbilt ... economics major.

Trent Plaisted – 2007-08 Game-by-Game

| Opponent | Date | GS | Min | TOTAL | | | 3PTS | | | REBOUNDS | | | PF | FO | A | TO | Blk | Stl | Pts | Avg | | | | | |
|-------------------------|----------|----|-----|-------|-----|------|------|-----|------|----------|-----|------|------|----|----|-----|-----|-----|-----|-----|-----|-----|------|------|------|
| | | | | FG | FGA | Pct | 3FG | FGA | Pct | FT | FTA | Pct | | | | | | | | | Off | Def | Tot | | |
| at Long Beach State | 11/10/07 | * | 19 | 3 | 7 | .429 | 0 | 0 | .000 | 6 | 10 | .600 | 0 | 1 | 1 | 1.0 | 2 | 0 | 2 | 3 | 0 | 12 | 12.0 | | |
| IDAHO STATE | 11/14/07 | * | 28 | 5 | 9 | .556 | 0 | 0 | .000 | 7 | 8 | .875 | 3 | 5 | 8 | 4.5 | 3 | 0 | 1 | 2 | 0 | 17 | 14.5 | | |
| JACKSON STATE | 11/16/07 | * | 19 | 8 | 11 | .727 | 0 | 0 | .000 | 5 | 6 | .833 | 2 | 5 | 7 | 5.3 | 0 | 0 | 2 | 0 | 1 | 1 | 21 | 16.7 | |
| HARTFORD | 11/20/07 | * | 26 | 4 | 7 | .571 | 0 | 0 | .000 | 8 | 11 | .727 | 2 | 5 | 7 | 5.8 | 3 | 0 | 5 | 2 | 0 | 0 | 16 | 16.5 | |
| vs No. 6 Louisville | 11/23/07 | * | 30 | 10 | 16 | .625 | 0 | 0 | .000 | 1 | 2 | .500 | 5 | 7 | 12 | 7.0 | 2 | 0 | 1 | 4 | 1 | 0 | 21 | 17.4 | |
| vs No. 1 North Carolina | 11/24/07 | * | 36 | 10 | 20 | .500 | 0 | 0 | .000 | 4 | 6 | .667 | 3 | 14 | 17 | 8.7 | 1 | 0 | 2 | 4 | 1 | 0 | 24 | 18.5 | |
| at Portland | 12/01/07 | * | 26 | 6 | 8 | .750 | 0 | 0 | .000 | 4 | 6 | .667 | 3 | 5 | 8 | 8.6 | 1 | 0 | 2 | 2 | 0 | 0 | 16 | 18.1 | |
| WEBER STATE | 12/05/07 | * | 26 | 5 | 9 | .556 | 0 | 0 | .000 | 4 | 7 | .571 | 3 | 12 | 15 | 9.4 | 3 | 0 | 2 | 1 | 5 | 0 | 14 | 17.6 | |
| vs No. 9 Michigan State | 12/08/07 | * | 37 | 7 | 13 | .538 | 0 | 0 | .000 | 3 | 8 | .375 | 2 | 6 | 8 | 9.2 | 0 | 0 | 2 | 3 | 1 | 0 | 17 | 17.6 | |
| LAMAR | 12/12/07 | * | 27 | 7 | 10 | .700 | 0 | 0 | .000 | 8 | 16 | .500 | 1 | 6 | 7 | 9.0 | 2 | 0 | 5 | 3 | 1 | 0 | 22 | 18.0 | |
| PEPPERDINE | 12/15/07 | * | 33 | 9 | 13 | .692 | 0 | 0 | .000 | 0 | 5 | .000 | 4 | 14 | 18 | 9.8 | 3 | 0 | 2 | 5 | 2 | 2 | 18 | 18.0 | |
| Totals | | | 11 | 307 | 74 | 123 | .602 | 0 | 0 | .000 | 50 | 85 | .588 | 28 | 80 | 108 | 9.8 | 20 | 0 | 26 | 29 | 12 | 3 | 198 | 18.0 |

Games played: 11
 Minutes/game: 27.9
 Points/game: 18.0
 FG Pct: 60.2
 FT Pct: 58.8

Rebounds/game: 9.8
 Assists/game: 2.4
 Turnovers/game: 2.6
 Assist/turnover ratio: 0.9
 Steals/game: 0.3
 Blocks/game: 1.1

CAREER HIGHS:

POINTS: 27 at CSU, vs. WYO\MWC (2007)

FG MADE: 11 at CSU (2007)

FG ATT: 20 vs. N. Carolina (2008)

FG %: 1.000 (5-5) vs. EWU (2006)

3FG MADE: -

3FG ATT: -

3FG %: -

FT MADE: 8 vs. Hartford, Lamar (2008), vs. TCU (2006)

FT ATT: 16 vs. Lamar (2008)

FT %: 1.000 (8-8) vs. TCU (2006)

REB: 18 vs. Pepperdine (2008), at TCU (2006)

ASSISTS: 5 vs. Hartford, vs. Lamar (2008), Seton Hall (2007)

BLOCKS: 6 vs. SDSU (2007)

STEALS: 3 at Colorado State (2006)

MINUTES: 37 vs. Michigan St. (2008) MSU, at UNLV (2007)

SEASON-HIGH POINTS:

First Half: 13 vs. Jackson St.

Second Half: 18 vs. N. Carolina

Game: 24 vs. North Carolina


Percentage Minimums -
 4 FG, 2 3FG, 3 FT Made

PLAISTED PREVIOUS YEAR-BY-YEAR BYU STATS

| YEAR | GP | GS | MIN | AVG | FG | FGA | PCT | 3FG | FGA | PCT | FT | FTA | PCT | OFF | DEF | TOT | AVG | PF | FO | A | AVG | TO | BLK | STL | PTS | AVG |
|--------------|-----------|-----------|-------------|-------------|------------|------------|-------------|----------|----------|-------------|------------|------------|-------------|------------|------------|------------|------------|------------|----------|-----------|------------|------------|-----------|-----------|------------|-------------|
| *2004-05 | 5 | 0 | 44 | 8.8 | 0 | 3 | .000 | 0 | 0 | .000 | 3 | 6 | .500 | 2 | 6 | 8 | 1.6 | 2 | 0 | 1 | 0.2 | 2 | 0 | 0 | 3 | 0.6 |
| 2005-06 | 29 | 29 | 81.9 | 28.2 | 144 | 276 | .522 | 0 | 0 | .000 | 106 | 172 | .616 | 70 | 129 | 199 | 6.9 | 105 | 6 | 28 | 1.0 | 71 | 27 | 12 | 394 | 13.6 |
| 2006-07 | 34 | 33 | 97.7 | 28.7 | 167 | 306 | .546 | 0 | 0 | .000 | 96 | 195 | .492 | 84 | 126 | 210 | 6.2 | 111 | 3 | 40 | 1.2 | 56 | 46 | 15 | 430 | 12.6 |
| Total | 68 | 62 | 1840 | 27.1 | 311 | 585 | .532 | 0 | 0 | .000 | 205 | 373 | .550 | 156 | 261 | 417 | 6.1 | 218 | 9 | 69 | 1.0 | 129 | 73 | 27 | 827 | 12.2 |

* received medical redshirt





JONATHAN TAVERNARI
 6-6 • 215 • sophomore • forward
 Sao Bernardo, Brazil

LAST OUTING: Contributed across the board with 10 points, 4 rebounds, 2 assists, 2 blocks and 1 steal in 22 minutes against Pepperdine.

TRACKING TAVERNARI IN 2007-08: Third in the MWC in three-pointers made per game (2.82) while ranking second in three-point field-goal percentage (.373), eighth in scoring (14.1), ninth in field-goal percentage (.389) and ninth in defensive rebounds (4.27) ... scored 11 points in 25 minutes against Lamar to go along with 8 rebounds, 1 assist and 1 block ... tallied 8 points, 4 rebounds and 1 steal in 31 minutes against No. 9 Michigan State ... contributed across the board against Weber State with 14 points, 3 rebounds, 2 assists, 1 steal and 1 block in 27 minutes ... recorded 13 points, 3 rebounds and 2 steals in 25 minutes at Portland ... tied his career high with six three-pointers made against No. 1 North Carolina to tally 18 points, 4 rebounds, 2 steals, 1 block and 1 assist in a personal-best 38 minutes ... went 5-for-8 from three-point range in the first half, including a buzzer-beater to cut the Tar Heel lead to single digits going into the locker room ... smashed his previous career high with 29 points against No. 6 Louisville, setting personal bests in field goals made (10), field goals

attempted (22), three-point field goals made (11) and minutes (36) ... also pulled down seven rebounds while adding 2 steals and 1 assist ... garnered game-high rebounding honors with 8 boards to go along with 16 points in a career-most 27 minutes against Hartford ... scored 13 points with 4 rebounds, 1 assist, 1 block and 1 steal in 20 minutes vs. Jackson State ... came just one point away from tying his career high with 17 points against Idaho State in his second career start ... also added 4 rebounds, 2 steals and 1 assist in a personal-best 25 minutes ... tied for team-high rebounding honors with a career-high 9 boards in his first career start at Long Beach State while adding 6 points, 2 steals and 1 assist in 22 minutes ... led BYU with 16.0 points per game on .500 shooting in exhibition play, scoring in double figures in both contests while adding 6.5 rebounds and 2.0 steals per game ... paced BYU with 17 points, including 15 in the first half, against Bryant while adding 5 rebounds ... recorded 15 points and a team-best 8 rebounds against Laval.

PLAYER SUMMARY: The 2007 Mountain West Conference Freshman of the Year, Jonathan Tavernari had a standout campaign in his first season with the Cougars, helping them win the outright league title. He led the league in scoring among freshmen during conference play (8.3 ppg) while averaging 6.5 points and 2.9 rebounds per game in 12.3 minutes of action in 28 appearances on the year. The 6-foot-6 Brazilian swingman is a skilled perimeter player with great physical presence who has deep range and an excellent shooting touch. He led the state of Nevada in scoring as a senior at Bishop Gorman High School at 23.1 points per game.

PERSONAL: Parents are Roberto and Thelma Tavernari ... got started playing basketball with his mom, who is a basketball coach in Brazil ... enjoys cooking, playing with his Sidekick and text messaging ... also recruited by Pittsburgh, Virginia Tech, Washington State, Oregon State and Mississippi State ... international relations major.

Jonathan Tavernari – 2007-08 Game-by-Game

| Opponent | Date | GS | Min | TOTAL | | | 3PTS | | | REBOUNDS | | | PF | FO | A | TO | Blk | Stl | Pts | Avg | | | | | |
|-------------------------|----------|----|-----|-------|-----|------|------|-----|------|----------|-----|-------|------|----|----|-----|-----|-----|-----|-----|-----|-----|-----|------|------|
| | | | | FG | FGA | Pct | 3FG | FGA | Pct | FT | FTA | Pct | | | | | | | | | Off | Def | Tot | Avg | |
| at Long Beach State | 11/10/07 | * | 22 | 2 | 7 | .286 | 2 | 3 | .667 | 0 | 1 | .000 | 1 | 8 | 9 | 9.0 | 1 | 0 | 1 | 1 | 0 | 2 | 6 | 6.0 | |
| IDAHO STATE | 11/14/07 | * | 25 | 6 | 13 | .462 | 3 | 8 | .375 | 2 | 2 | 1.000 | 0 | 4 | 4 | 6.5 | 2 | 0 | 1 | 3 | 0 | 2 | 17 | 11.5 | |
| JACKSON STATE | 11/16/07 | * | 20 | 5 | 9 | .556 | 2 | 3 | .667 | 1 | 2 | .500 | 1 | 3 | 4 | 5.7 | 3 | 0 | 1 | 1 | 1 | 1 | 13 | 12.0 | |
| HARTFORD | 11/20/07 | * | 27 | 5 | 11 | .455 | 3 | 6 | .500 | 3 | 4 | .750 | 3 | 5 | 8 | 6.3 | 1 | 0 | 0 | 2 | 0 | 0 | 16 | 13.0 | |
| vs No. 6 Louisville | 11/23/07 | * | 36 | 10 | 22 | .455 | 5 | 11 | .455 | 4 | 4 | 1.000 | 0 | 7 | 7 | 6.4 | 2 | 0 | 1 | 4 | 0 | 2 | 29 | 16.2 | |
| vs No. 1 North Carolina | 11/24/07 | * | 38 | 6 | 20 | .300 | 6 | 16 | .375 | 0 | 0 | .000 | 2 | 2 | 4 | 6.0 | 2 | 0 | 0 | 2 | 1 | 2 | 18 | 16.5 | |
| at Portland | 12/01/07 | * | 25 | 5 | 14 | .357 | 3 | 10 | .300 | 0 | 0 | .000 | 0 | 3 | 3 | 5.6 | 1 | 0 | 0 | 0 | 0 | 2 | 13 | 16.0 | |
| WEBER STATE | 12/05/07 | * | 27 | 6 | 13 | .462 | 2 | 6 | .333 | 0 | 0 | .000 | 0 | 3 | 3 | 5.3 | 2 | 0 | 2 | 1 | 1 | 1 | 14 | 15.8 | |
| vs No. 9 Michigan State | 12/08/07 | * | 31 | 3 | 11 | .273 | 2 | 6 | .333 | 0 | 0 | .000 | 2 | 2 | 4 | 5.1 | 1 | 0 | 0 | 2 | 0 | 1 | 8 | 14.9 | |
| LAMAR | 12/12/07 | | 25 | 4 | 12 | .333 | 1 | 6 | .167 | 2 | 2 | 1.000 | 1 | 7 | 8 | 5.4 | 2 | 0 | 1 | 3 | 1 | 0 | 11 | 14.5 | |
| PEPPERDINE | 12/15/07 | | 22 | 4 | 12 | .333 | 2 | 8 | .250 | 0 | 0 | .000 | 1 | 3 | 4 | 5.3 | 3 | 0 | 2 | 3 | 2 | 1 | 10 | 14.1 | |
| Totals | | | 9 | 298 | 56 | 144 | .389 | 31 | 83 | .373 | 12 | 15 | .800 | 11 | 47 | 58 | 5.3 | 20 | 0 | 9 | 22 | 6 | 14 | 155 | 14.1 |

Games played: 11
 Minutes/game: 27.1
 Points/game: 14.1
 FG Pct: 38.9
 3FG Pct: 37.3
 FT Pct: 80.0
 Rebounds/game: 5.3
 Assists/game: 0.8
 Turnovers/game: 2.0
 Assist/turnover ratio: 0.4
 Steals/game: 1.3
 Blocks/game: 0.5

CAREER HIGHS:

POINTS: 29 vs. Louisville (2008)
 FG MADE: 10 vs. Louisville (2008)
 FG ATT: 22 vs. Louisville (2008)
 FG%: .875 (7-8) vs. WOU (2007)
 3FG MADE: 6 vs. UNC (2008), TCU (2007)
 3FG ATT: 16 vs. UNC (2008)
 3FG%: 1.000 (2-2) vs. Wyoming (2007)
 FT MADE: 6 at Wyoming (2007)
 FT ATT: 6 at Wyoming (2007)
 FT %: 1.000 (6-6) at Wyoming (2007)
 REB: 9 at LBSU (2008)
 ASSISTS: 3 vs. Western Oregon (2007)
 STEALS: 4 vs. Western Oregon (2007)
 BLOCKS: 3 vs. Wyoming-MWC (2007)
 MINUTES: 38 vs. N. Carolina (2008)

SEASON-HIGH POINTS:


First Half: 15 vs. N. Carolina
 Second Half: 17 vs. Louisville
 Game: 29 vs. Louisville

Percentage Minimums -
 4 FG, 2 3FG, 3 FT Made

TAVERNARI PREVIOUS YEAR-BY-YEAR BYU STATS

| YEAR | GP | GS | MIN | AVG | FG | FGA | PCT | 3FG | FGA | PCT | FT | FTA | PCT | OFF | DEF | TOT | AVG | PF | FO | A | AVG | TO | BLK | STL | PTS | AVG |
|--------------|-----------|----------|------------|-------------|-----------|------------|-------------|-----------|-----------|-------------|-----------|-----------|-------------|-----------|-----------|-----------|------------|-----------|----------|-----------|------------|-----------|----------|-----------|------------|------------|
| 2006-07 | 28 | 0 | 343 | 12.3 | 68 | 143 | .476 | 29 | 78 | .372 | 16 | 23 | .696 | 24 | 56 | 80 | 2.9 | 33 | 1 | 17 | 0.6 | 17 | 8 | 18 | 181 | 6.5 |
| Total | 28 | 0 | 343 | 12.3 | 68 | 143 | .476 | 29 | 78 | .372 | 16 | 23 | .696 | 24 | 56 | 80 | 2.9 | 33 | 1 | 17 | 0.6 | 17 | 8 | 18 | 181 | 6.5 |





GAVIN MACGREGOR
 6-10 • 235 • junior • forward/center
 Ridgecrest, Calif.

LAST OUTING: Did not play against Pepperdine due to a foot injury.

TRACKING MACGREGOR IN 2007-08: Has not played yet this season due to a foot injury.

PLAYER SUMMARY: A 6-foot-10 forward/center, Gavin MacGregor provided defensive toughness in the post off the bench for the Cougars as a walk-on last season, appearing in 11 games. He gives BYU added depth and size in the post and is a shot-blocking presence inside. Prior to making his Cougar debut in 2006-07, he last played at Burroughs High School in Ridgecrest, Calif., in 2002, where he achieved career highs of 25 points, 26 rebounds and nine blocked shots. He served a Church two-year mission from 2003-05.

PERSONAL: Parents are Tavish and Charisse MacGregor ... brother Nathan played basketball at Notre Dame de Namur ... served a mission for The Church of Jesus Christ of Latter-day Saints to Belgium and The Netherlands from 2003-05 ... plays the piano and the trombone ... business management major.

Gavin MacGregor – 2007-08 Game-by-Game

| Opponent | Date | GS | Min | TOTAL | | 3-PTS | | | REBOUNDS | | | | | | | PF | FO | A | TO | Blk | Stl | Pts | Avg |
|-------------------------|----------|----|-----|--------------|-----|-------|-----|-----|----------|----|-----|-----|-----|-----|-----|----|----|---|----|-----|-----|-----|-----|
| | | | | FG | FGA | Pct | 3FG | FGA | Pct | FT | FTA | Pct | Off | Def | Tot | | | | | | | | |
| at Long Beach State | 11/10/07 | | | DNP - injury | | | | | | | | | | | | | | | | | | | |
| IDAHO STATE | 11/14/07 | | | DNP - injury | | | | | | | | | | | | | | | | | | | |
| JACKSON STATE | 11/16/07 | | | DNP - injury | | | | | | | | | | | | | | | | | | | |
| HARTFORD | 11/20/07 | | | DNP - injury | | | | | | | | | | | | | | | | | | | |
| vs No. 6 Louisville | 11/23/07 | | | DNP - injury | | | | | | | | | | | | | | | | | | | |
| vs No. 1 North Carolina | 11/24/07 | | | DNP - injury | | | | | | | | | | | | | | | | | | | |
| at Portland | 12/01/07 | | | DNP - injury | | | | | | | | | | | | | | | | | | | |
| WEBBER STATE | 12/05/07 | | | DNP - injury | | | | | | | | | | | | | | | | | | | |
| vs No. 9 Michigan State | 12/08/07 | | | DNP - injury | | | | | | | | | | | | | | | | | | | |
| LAMAR | 12/12/07 | | | DNP - injury | | | | | | | | | | | | | | | | | | | |
| PEPPERDINE | 12/15/07 | | | DNP - injury | | | | | | | | | | | | | | | | | | | |

CAREER HIGHS:

POINTS: 4 at Utah (2007)
 FG MADE: 2 at Utah (2007)
 FG ATT: 4 vs. Western Oregon (2007)
 FG%: -
 3FG MADE: -
 3FG ATT: -
 3FG%: -
 FT MADE: 1 vs. Western Oregon (2007)
 FT ATT: 2 vs. Western Oregon (2007)
 FT %: -
 REB: 2 at Utah (2007)
 ASSISTS: 1 vs. SJSU (2007)
 STEALS: 1 vs. SJSU, at Utah (2007)
 BLOCKS: 2 vs. SJSU, vs. Portland, TCJ (2007)
 MINUTES: 10 at Utah (2007)

SEASON-HIGH POINTS:


First Half: -
 Second Half: -
 Game: -

Percentage Minimums -
 4 FG, 2 3FG, 3 FT Made

MACGREGOR PREVIOUS YEAR-BY-YEAR BYU STATS

| YEAR | GP | GS | MIN | AVG | FG | FGA | PCT | 3FG | FGA | PCT | FT | FTA | PCT | OFF | DEF | TOT | AVG | PF | FO | A | AVG | TO | BLK | STL | PTS | AVG |
|---------|----|----|-----|-----|----|-----|------|-----|-----|------|----|-----|------|-----|-----|-----|-----|----|----|---|-----|----|-----|-----|-----|-----|
| 2006-07 | 11 | 0 | 46 | 4.2 | 6 | 10 | .600 | 0 | 0 | .000 | 1 | 2 | .500 | 4 | 2 | 6 | 0.5 | 8 | 0 | 1 | 0.1 | 1 | 5 | 2 | 13 | 1.2 |
| Total | 11 | 0 | 46 | 4.2 | 6 | 10 | .600 | 0 | 0 | .000 | 1 | 2 | .500 | 4 | 2 | 6 | 0.5 | 8 | 0 | 1 | 0.1 | 1 | 5 | 2 | 13 | 1.2 |





CHRIS MILES

6-11 • 235 • sophomore • forward/center
Provo, Utah

LAST OUTING: Played 1 minute against Pepperdine, tallying 1 assist and 1 steal.

TRACKING MILES IN 2007-08: Went 2-for-4 from the free-throw line in the final two minutes of the game to score 2 points while adding 1 rebound in 5 minutes against Lamar ... played 1 minute with 1 assist against No. 9 Michigan State ... made his only shot against Weber State to record 2 points, 1 rebound and 1 steal in 6 minutes ... played a season-high 10 minutes at Portland, tallying 5 rebounds, 1 block and 1 point ... called upon for his defense and ability to run the floor against No. 1 North Carolina, recording 1 rebound and 1 assist in 5 minutes ... did not play against No. 6 Louisville ... contributed 4 points in 7 minutes against Hartford ... maintained his perfect mark from the free-throw line with a 2-for-2 night to increase his totals to 6-for-6 on the year ... totaled season bests of 8 points and 2 blocks while equaling his season high of 3 rebounds in 9 minutes vs. Jackson State ... tied his career-best free-throw percentage with a perfect 4-for-4 night at the line ... played 3 minutes against Idaho State, contributing 1 steal ... posted 3 rebounds and 2 points in 7 rebounds at Long Beach

State in his first game back from serving a two-year mission ... averaged 6.5 points on .667 shooting and 4.5 rebounds per game in exhibition play while seeing 12.5 minutes of action ... contributed 9 points, including 8 during a 1:31 stretch in the second half, against Bryant to go along with 4 rebounds ... posted 5 boards and 4 points against Laval.

PLAYER SUMMARY: A two-time 4A State MVP out of Timpview High School in Provo, Miles recently returned from a mission for The Church of Jesus Christ of Latter-day Saints. He averaged 2.7 points and 2.3 rebounds in 13.6 minutes per game as a freshman for BYU in 2004-05, using his quickness and versatility to make an impact in his first season with the Cougars. An excellent shot-blocker and defender who runs the floor well, he was ranked as high as the No. 2 post player in the West out of high school.

PERSONAL: Parents are Don Miles and Julie Babb ... one of six children ... invited to the NBA Players Camp during the summer of 2003, where he was rated No. 47 among the nation's top high school players ... ranked as high as the No. 2 post player in the West ... also recruited by Gonzaga, Utah State, Utah, Kansas, Oregon State, Connecticut, UCLA, Vanderbilt, Wyoming and Texas Tech ... served a two-year mission for The Church of Jesus Christ of Latter-Day Saints to Portland, Ore. ... open major.

Chris Miles – 2007-08 Game-by-Game

| Opponent | Date | GS | Min | TOTAL | | | 3-PTS | | | REBOUNDS | | | PF | FO | A | TO | Blk | Stl | Pts | Avg | | | | |
|-------------------------|----------|----|-----|-------|-----|-------|-------|-----|------|----------|-----|-------|------|----|----|-----|-----|-----|-----|-----|-----|-----|-----|-----|
| | | | | FG | FGA | Pct | 3FG | FGA | Pct | FT | FTA | Pct | | | | | | | | | Off | Def | Tot | Avg |
| at Long Beach State | 11/10/07 | | 7 | 1 | 3 | .333 | 0 | 0 | .000 | 0 | 0 | .000 | 1 | 2 | 3 | 3.0 | 2 | 0 | 0 | 0 | 2 | 2.0 | | |
| IDAHO STATE | 11/14/07 | | 3 | 0 | 0 | .000 | 0 | 0 | .000 | 0 | 0 | .000 | 0 | 0 | 0 | 1.5 | 0 | 0 | 0 | 1 | 0 | 1.0 | | |
| JACKSON STATE | 11/16/07 | | 9 | 2 | 4 | .500 | 0 | 0 | .000 | 4 | 4 | 1.000 | 1 | 2 | 3 | 2.0 | 2 | 0 | 0 | 2 | 2 | 8 | 3.3 | |
| HARTFORD | 11/20/07 | | 7 | 1 | 2 | .500 | 0 | 0 | .000 | 2 | 2 | 1.000 | 0 | 0 | 0 | 1.5 | 2 | 0 | 0 | 1 | 0 | 4 | 3.5 | |
| vs No. 6 Louisville | 11/23/07 | | DNP | | | | | | | | | | | | | | | | | | | | | |
| vs No. 1 North Carolina | 11/24/07 | | 5 | 0 | 0 | .000 | 0 | 0 | .000 | 0 | 0 | .000 | 1 | 0 | 1 | 1.4 | 2 | 0 | 1 | 0 | 0 | 2.8 | | |
| at Portland | 12/01/07 | | 10 | 0 | 2 | .000 | 0 | 0 | .000 | 1 | 2 | .500 | 1 | 4 | 5 | 2.0 | 2 | 0 | 2 | 1 | 0 | 2.5 | | |
| WEBER STATE | 12/05/07 | | 6 | 1 | 1 | 1.000 | 0 | 0 | .000 | 0 | 2 | .000 | 0 | 1 | 1 | 1.9 | 2 | 0 | 0 | 1 | 0 | 2.4 | | |
| vs No. 9 Michigan State | 12/08/07 | | 1 | 0 | 0 | .000 | 0 | 0 | .000 | 0 | 0 | .000 | 0 | 0 | 0 | 1.6 | 1 | 0 | 1 | 0 | 0 | 2.1 | | |
| LAMAR | 12/12/07 | | 5 | 0 | 2 | .000 | 0 | 0 | .000 | 2 | 4 | .500 | 0 | 1 | 1 | 1.6 | 1 | 0 | 0 | 0 | 0 | 2.1 | | |
| PEPPERDINE | 12/15/07 | | 1 | 0 | 0 | .000 | 0 | 0 | .000 | 0 | 0 | .000 | 0 | 0 | 0 | 1.4 | 0 | 0 | 1 | 0 | 0 | 1.9 | | |
| Totals | | | 0 | 54 | 5 | 14 | .357 | 0 | 0 | .000 | 9 | 14 | .643 | 4 | 10 | 14 | 1.4 | 14 | 0 | 3 | 7 | 3 | 19 | 1.9 |

Games played: 10
Minutes/game: 5.4
Points/game: 1.9
FG Pct: 35.7
FT Pct: 64.3

Rebounds/game: 1.4
Assists/game: 0.3
Turnovers/game: 0.7
Assist/turnover ratio: 0.4
Steals/game: 0.3
Blocks/game: 0.3

CAREER HIGHS:

POINTS: 12 vs. Santa Clara (2005)
FG MADE: 4 vs. Santa Clara, vs. SDSU (2005)
FG ATT: 12 vs. SDSU (2005)
FG %: .571 (4-7) vs. Santa Clara (2005)
FT MADE: 4 vs. Santa Clara (2005)
FT ATT: 5 at AFA (2005)
FT %: 1.000 (4-4) vs. Jackson St. (2008), vs. Santa Clara (2005)
REB: 7 at CSU (2005)
ASSISTS: 3 (4 times) last at UNM (2005)
STEALS: 1 (8 times) last vs. Pepperdine (2008)
BLOCKS: 4 vs. Colorado State (2005)
MINUTES: 36 at Utah (2005)

SEASON-HIGH POINTS:

First Half: 2 vs. Jackson St., Hartford
Second Half: 6 vs. Jackson St.
Game: 8 vs. Jackson St.

Percentage Minimums –
4 FG, 2 3FG, 3 FT Made

MILES PREVIOUS YEAR-BY-YEAR BYU STATS

| YEAR | GP | GS | MIN | AVG | FG | FGA | PCT | 3FG | FGA | PCT | FT | FTA | PCT | OFF | DEF | TOT | AVG | PF | FO | A | AVG | TO | BLK | STL | PTS | AVG |
|--------------|-----------|----------|------------|-------------|-----------|-----------|-------------|----------|----------|-------------|-----------|-----------|-------------|-----------|-----------|-----------|------------|-----------|----------|-----------|------------|-----------|-----------|----------|-----------|------------|
| 2004-05 | 28 | 6 | 382 | 13.6 | 29 | 81 | .358 | 0 | 0 | .000 | 17 | 24 | .708 | 28 | 36 | 64 | 2.3 | 54 | 0 | 19 | 0.7 | 20 | 30 | 5 | 75 | 2.7 |
| Total | 28 | 6 | 382 | 13.6 | 29 | 81 | .358 | 0 | 0 | .000 | 17 | 24 | .708 | 28 | 36 | 64 | 2.3 | 54 | 0 | 19 | 0.7 | 20 | 30 | 5 | 75 | 2.7 |



| | | |
|--|---|--|
| <p>5 PLAYERS SCORED IN DOUBLE FIGURES 11/20/07 vs. Hartford, 97-73, W, Cummmard-20, Fredette-19, Plaisted-16, Tavernari-16, Burgess-13</p> <p>6 PLAYERS SCORED IN DOUBLE FIGURES 12/22/06 vs. W. Oregon, 102-40 W, Tavernari-17, Cummmard-14, Balderson-13, Young-10, Burgess-10, Ivanovic-10</p> <p>NO PLAYERS SCORED IN DOUBLE FIGURES 2/21/05 at Air Force, 39-70 L</p> <p>A PLAYER RECORD A DOUBLE-DOUBLE 12/15/07 vs. Pepperdine Trent Plaisted, 18 points, 18 rebounds</p> <p>TWO PLAYERS RECORD A DOUBLE-DOUBLE 3/9/07 vs. Wyoming-MWVC Semifinals Trent Plaisted, 27 points, 10 rebounds Keena Young, 12 points, 10 rebounds</p> <p>TWO DOUBLE-DIGIT REBOUNDERS 3/9/07 vs. Wyoming-MWVC Semifinals Keena Young-10, Trent Plaisted-10</p> <p>SIX PLAYERS HAD 5 OR MORE REBOUNDS 1/8/05 vs. San Diego State, Jensen-7, Hall-6, Rose-6 Meads-6, Ainge-6, Miles-5</p> <p>FIVE PLAYERS HAD 6 OR MORE REBOUNDS 12/12/07 vs. Lamar, Cummmard-10, Ivanovic-9, Tavernari-8 Plaisted-7, Collinsworth-6</p> <p>FOUR PLAYERS HAD 9 OR MORE REBOUNDS 12/30/06 vs. Seton Hall, Cummmard-12, Plaisted-9 Young-9, Ainge-9</p> <p>TWO PLAYERS FOULED OUT 1/28/06 at Colorado State Trent Plaisted, Brock Reichner</p> <p>THREE OR MORE PLAYERS FOULED OUT 12/13/06 at Lamar Young, Balderson, Plaisted</p> <p>A BYU PLAYER RECEIVED A TECHNICAL FOUL 11/14/07 vs. Idaho State - Lee Cummmard</p> <p>AN OPPONENT PLAYER RECEIVED A TECHNICAL FOUL 2/6/07 at Wyoming - Brad Jones</p> <p>A BYU COACH RECEIVED A TECHNICAL FOUL 11/24/06 vs. SUU - Dave Rose</p> <p>AN OPPONENT COACH RECEIVED A TECHNICAL FOUL 3/1/06 vs. Colorado State - CSJ Coach Dale Layer</p> <p>A PLAYER EJECTED FROM THE GAME 11/23/02 vs. Kansas State Travis Hansen (2 technical fouls)</p> <p>A COACH EJECTED FROM THE GAME 11/30/05 vs. Lamar [at Delta Center] Lamar coach Billy Tubbs (2 tech. fouls)</p> <p>AT LEAST TWO PLAYERS SCORED 20+ POINTS 12/12/07 vs. Lamar Lee Cummmard-27, Trent Plaisted-22</p> <p>THREE PLAYERS SCORED 20+ POINTS 1/16/03 vs. UNLV, Rafael Araujo-22, Mark Bigelow-21, Travis Hansen-20</p> <p>FOUR PLAYERS SCORED 20+ POINTS 1/13/79 vs. UNM, D. Ainge-27, Scott Runia-25, Devin Durrant-20, Alan Taylor-20</p> <p>TWO PLAYERS SCORED 25+ POINTS 3/1/01 at New Mexico Terrell Lyday-26, Mekeli Wesley-25</p> <p>A PLAYER SCORED 30+ POINTS 3/10/07 at UNLV-MWVC Finals Keena Young-34</p> <p>A PLAYER ATTEMPTED 20 OR MORE FIELD GOALS 11/24/07 20, Jonathan Tavernan vs. No. 1 North Carolina 20, Trent Plaisted vs. No. 1 North Carolina</p> <p>A PLAYER WITH 5 STEALS 2/3/07 vs. UNLV - Lee Cummmard</p> <p>A PLAYER HAD DOUBLE-DIGIT ASSISTS 12/1/07 at Portland - Ben Murdock (10)</p> <p>A PLAYER MADE DOUBLE-DIGIT FREE THROWS 2/21/07 vs. Colorado State, Lee Cummmard (10-10)</p> <p>A PLAYER 100% AT FT LINE (MIN. 8 ATTS) 2/21/07 vs. Colorado State, Lee Cummmard (10-10)</p> <p>A PLAYER 100% FROM FLOOR (MIN. 5 ATTS) 3/3/07 vs. Utah, Sam Burgess (5-5)</p> <p>A PLAYER 100% ON TREYS (MIN. 3 ATTS) 11/15/06 at UCLA - Sam Burgess, Mike Rose (3-3)</p> <p>DID NOT MAKE A TREY 11/22/96 vs. CS Fullerton (0-9)</p> | <p>LAST TIME OPPONENT DID NOT MAKE A TREY 12/16/06 vs. Utah State (0-11)</p> <p>BYU HAD SIX OR FEWER TURNOVERS 3/10/00 vs. Utah, 6</p> <p>BYU COMMITTED 25-PLUS TURNOVERS 12/15/07 vs. Pepperdine, 86-67 L (29)</p> <p>BYU COMMITTED 11 OR LESS TEAM FOULS IN A GAME 12/7/00 vs. Florida International, 11</p> <p>BYU SCORED 90 POINTS 11/20/07 vs. Hartford 97-73 W</p> <p>BYU SCORED 100 POINTS 11/16/07 vs. Jackson State 100-61 W</p> <p>BYU SCORED 110 POINTS 1/11/05 vs. MSU-Billings 110-70 W</p> <p>BYU SCORED LESS THAN 50 POINTS IN A GAME 2/21/05 at Air Force 39-70 L</p> <p>HELD OPPONENT TO LESS THAN 50 POINTS IN A GAME 11/10/07 at Long Beach State 74-34 W</p> <p>BYU SCORED LESS THAN 40 POINTS IN A GAME 2/21/05 at Air Force 39-70 L</p> <p>HELD OPPONENT TO LESS THAN 40 POINTS IN A GAME 11/10/07 at Long Beach State 74-34 W</p> <p>SHOT 60% FG 11/20/07 vs. Hartford, (604), 29-48</p> <p>OPPONENT SHOT 60% FG 12/22/05 at Utah State, (600), 36-60</p> <p>SHOT 70% FG IN A HALF 2/22/06 vs. SDSU, (.759), 22-29</p> <p>DID NOT MISS A 2-POINT ATTEMPT IN A HALF 2/23/04 vs. Air Force, 13-13 inside the arc, (14-17, .824 overall)</p> <p>SHOT LESS THAN 30% FG 2/21/05 at Air Force, (.280), 14-50</p> <p>SHOT 100% FT 1/4/05 at Saint Mary's, 3-3</p> <p>SHOT 90% FT (at least 10 attempts) 11/29/06 at Boise State, (.900), 9-10</p> <p>SHOT LESS THAN 50% FT 12/15/07 vs. Pepperdine, (.417), 5-12</p> <p>SHOT 60% THREE-POINTERS 3/9/07 vs. Wyoming-MWVC, (.643), 9-14</p> <p>SHOT 70% THREE-POINTERS 1/16/93 at Air Force, (.733), 11-15</p> <p>OPPONENT SCORED LESS THAN 20 POINTS IN FIRST HALF 11/10/07 at LBSU, 12 [BYU led 36-12]</p> <p>OPPONENT SCORED LESS THAN 20 POINTS IN SECOND HALF 12/22/06 vs. W. Oregon, 17 [SH, 51-17, BYU won 102-40]</p> <p>BYU SCORED LESS THAN 20 POINTS IN THE FIRST HALF 2/21/05 at Air Force, 13 [BYU trailed 13-37]</p> <p>BYU SCORED LESS THAN 20 POINTS IN THE SECOND HALF 1/15/00 vs. Utah, 19</p> <p>OPPONENT SCORED 50 OR MORE POINTS IN A HALF 11/20/07 vs. Hartford, 51 [second half]</p> <p>BYU SCORED 50 OR MORE POINTS IN FIRST HALF 3/9/07 vs. Wyoming-MWVC, 54</p> <p>BYU SCORED 50 OR MORE POINTS IN SECOND HALF 11/20/07 vs. Hartford, 51</p> <p>BYU SCORED 60 OR MORE POINTS IN FIRST HALF 2/25/93 vs. Sacramento St., 62</p> <p>BYU SCORED 60 OR MORE POINTS IN SECOND HALF 12/28/95 vs. Morgan St., 61</p> <p>WON BY 50 OR MORE POINTS (largest margin ever) 12/22/06 vs. W. Oregon (62) 102-40 W</p> <p>WON BY 50 OR MORE POINTS (VS. DIV. I OPPONENT) 2/25/93 vs. Sacramento State (50) 128-78 W</p> <p>WON BY 40 OR MORE POINTS 11/10/07 at Long Beach State (40) 74-34 W</p> <p>WON BY 30 OR MORE POINTS 11/16/07 vs. Jackson State (39) 100-61 W</p> <p>WON BY 25 OR MORE POINTS 11/16/07 vs. Jackson State (39) 100-61 W</p> <p>LOST BY 35-plus POINTS 11/22/04 vs. North Carolina (36) 86-50 L</p> | <p>LOST BY 30-plus POINTS 2/21/05 at Air Force (31) 39-70 L</p> <p>LOST BY 25-plus POINTS 1/21/06 at San Diego State (27) 88-61 L</p> <p>PLAYED OVERTIME GAME 12/13/06 at Lamar, 86-77 L</p> <p>WON IN SINGLE OVERTIME 12/02/06 at Weber State, 73-69 W</p> <p>LOST IN OVERTIME 12/13/06 at Lamar, 86-77 L</p> <p>PLAYED A DOUBLE OT GAME 3/5/88 vs. UTEP 80-83 L 2OT</p> <p>PLAYED A TRIPLE OT GAME 2/28/98 at UTEP 76-75 W 3OT</p> <p>WON 15 STRAIGHT GAMES 1987-88 (17)</p> <p>WON 10 STRAIGHT GAMES 1992-93 (13)</p> <p>WON 9 STRAIGHT GAMES 2003-04</p> <p>WON 8 STRAIGHT GAMES 2006-07 @ New Mexico, Air Force, @ Utah, UNLV, @ Wyoming, @ TCU, New Mexico, Colorado State</p> <p>LOST 3 STRAIGHT GAMES 2004-05 (three times) last time - @ New Mexico, @ Air Force, @ Utah</p> <p>LOST 4 STRAIGHT GAMES 2004-05 @ New Mexico, @ Air Force, @ Utah, UNLV</p> <p>LOST 5 STRAIGHT 2004-05 @ UNM, @ AFA, @ Utah, UNLV, vs. UNM [at MWVC]</p> <p>LOST 9 STRAIGHT 1997-98</p> <p>LOST 10 STRAIGHT GAMES 1996-97 (21) - school record</p> <p>WENT TO AN NCAA GAME 3/15/07 vs. Xavier 77-79 L</p> <p>WON AN NCAA GAME 3/18/93 vs. SMU 80-71 W Then lost to Kansas 76-90 in second round</p> <p>WON TWO NCAA GAMES 1980-81 Princeton 60-51, UCLA 78-55, Notre Dame 51-50 Then lost to Virginia 60-74 L</p> <p>WON THREE NCAA GAMES 1980-81 Princeton 60-51, UCLA 78-55, Notre Dame 51-50 Then lost to Virginia 60-74 L</p> <p>WON FOUR NCAA GAMES Never</p> <p>PLAYED IN THE NIT 3/15/06 at Houston 67-77 L</p> <p>WON AN NIT GAME 3/14/02 vs. UC Irvine 78-55 W</p> <p>WON TWO NIT GAMES 1999-00 Bowling Green 81-54, So. Illinois 82-57 Then lost to Notre Dame in quarterfinals</p> <p>WON THREE NIT GAMES 1965-66 NIT CHAMPIONS 1950-51 NIT CHAMPIONS</p> <p>WON CONFERENCE TOURNAY 2000-01</p> <p>WON CONFERENCE REGULAR SEASON 2006-07</p> <p>WON CONFERENCE REGULAR SEASON OUTRIGHT 2006-07</p> <p>DEFEATED A RANKED TEAM 11/23/07 vs. Louisville (6/6), 78-76</p> <p>DEFEATED A RANKED TEAM AT HOME 2/3/07 vs. UNLV (NR/25), 90-63</p> <p>DEFEATED A RANKED TEAM ON THE ROAD 2/27/07 at Air Force (20/25), 62-58</p> <p>WAS RANKED IN THE TOP-25 AP POLL 12/17/07 Ranked 21st</p> <p>WAS RANKED IN THE TOP-25 COACHES POLL 12/17/07 Ranked 23rd</p> <p>FINISHED SEASON RANKED IN THE AP TOP-25 POLL 2006-07 Season - 24th (AP)</p> |
|--|---|--|

2007-08 Box Scores

2007-08 BYU Men's Basketball

BYU at Long Beach State - Game #1

11/10/07 2:05 pm at: Walter Pyramid, Long Beach, Calif.
VISITORS: Brigham Young 1-0

| # | Player | totfg | | 3pt | | rebounds | | | pf | tp | a | to | blk | s | min | |
|-------------|---------------------|-------|-----|-----|-----|----------|-----|----|----|----|----|----|-----|----|-----|-----|
| | | fg | fga | fg | fga | ft | fta | of | | | | | | | | de |
| 45 | TAVERNARI, Jonathan | 2 | 7 | 2 | 3 | 0 | 1 | 1 | 8 | 9 | 1 | 0 | 2 | 22 | | |
| 44 | PLAISTED, Trent | 3 | 7 | 0 | 0 | 6 | 10 | 1 | 1 | 2 | 12 | 3 | 0 | 19 | | |
| 20 | BURGESS, Sam | 1 | 5 | 0 | 1 | 1 | 1 | 3 | 4 | 2 | 3 | 2 | 1 | 16 | | |
| 24 | MURDOCK, Ben | 3 | 5 | 1 | 2 | 1 | 1 | 0 | 5 | 4 | 8 | 5 | 1 | 20 | | |
| 30 | CUMMARD, Lee | 6 | 12 | 0 | 6 | 2 | 3 | 2 | 7 | 9 | 2 | 15 | 2 | 33 | | |
| 01 | LOYD, JR, Michael | 0 | 3 | 0 | 1 | 0 | 0 | 3 | 3 | 1 | 0 | 2 | 0 | 11 | | |
| 05 | ROSE, Archie | 0 | 0 | 0 | 0 | 0 | 0 | 0 | 0 | 0 | 2 | 1 | 0 | 5 | | |
| 10 | IVANOVIC, Vuk | 4 | 4 | 0 | 0 | 0 | 2 | 3 | 5 | 1 | 8 | 1 | 1 | 11 | | |
| 14 | MARTINEAU, Nick | 1 | 1 | 0 | 0 | 0 | 0 | 2 | 2 | 0 | 2 | 0 | 0 | 11 | | |
| 32 | FREDETTE, Jimmer | 3 | 11 | 3 | 6 | 0 | 1 | 0 | 1 | 9 | 3 | 0 | 1 | 25 | | |
| 41 | COLLINSWORTH, Chris | 3 | 4 | 0 | 1 | 3 | 3 | 6 | 0 | 9 | 0 | 2 | 0 | 20 | | |
| 54 | MILES, Chris | 1 | 3 | 0 | 0 | 1 | 2 | 3 | 2 | 2 | 0 | 0 | 0 | 7 | | |
| TEAM | | | | | | | | | | | | | | | | |
| Totals..... | | 27 | 62 | 7 | 20 | 13 | 19 | 15 | 40 | 55 | 16 | 74 | 19 | 18 | 6 | 200 |

| | | | | |
|-----------|-----------------------|-----------------------|-------------|----------|
| TOTAL FG% | 1st Half: 14.32 43.8% | 2nd Half: 13.30 43.3% | Game: 43.5% | DEADBALL |
| 3Pt. FG% | 1st Half: 5.11 45.5% | 2nd Half: 2.9 22.2% | Game: 35.0% | REBOUNDS |
| F Throw % | 1st Half: 3.7 42.9% | 2nd Half: 10.12 83.3% | Game: 68.4% | 3 |

HOME TEAM: Long Beach State 0-1

| # | Player | totfg | | 3pt | | rebounds | | | pf | tp | a | to | blk | s | min | |
|-------------|---------------------|-------|-----|-----|-----|----------|-----|----|----|----|----|----|-----|----|-----|-----|
| | | fg | fga | fg | fga | ft | fta | of | | | | | | | | de |
| 50 | Fleming, Andrew | 3 | 6 | 0 | 0 | 5 | 6 | 4 | 4 | 8 | 4 | 1 | 1 | 0 | 24 | |
| 03 | Plater, Greg | 1 | 6 | 1 | 4 | 0 | 0 | 0 | 0 | 0 | 2 | 3 | 0 | 5 | 26 | |
| 04 | Morris, Donovan | 1 | 15 | 0 | 4 | 0 | 0 | 5 | 10 | 1 | 2 | 1 | 0 | 2 | 34 | |
| 11 | Sant, Aris | 0 | 9 | 0 | 2 | 0 | 1 | 3 | 4 | 2 | 2 | 3 | 1 | 0 | 26 | |
| 14 | Porter, Darnell | 4 | 12 | 1 | 6 | 0 | 0 | 1 | 4 | 5 | 3 | 0 | 0 | 3 | 21 | |
| 01 | Gallow, Bruce | 0 | 1 | 0 | 0 | 0 | 0 | 0 | 0 | 0 | 1 | 0 | 0 | 0 | 3 | |
| 10 | Lazdauskas, Arturas | 0 | 1 | 0 | 0 | 1 | 2 | 0 | 1 | 1 | 1 | 1 | 1 | 0 | 10 | |
| 20 | Cleady, Maurice | 0 | 2 | 0 | 0 | 0 | 0 | 0 | 1 | 1 | 0 | 0 | 1 | 1 | 10 | |
| 22 | Johnson, Brandon | 2 | 10 | 3 | 0 | 0 | 2 | 2 | 4 | 4 | 0 | 1 | 0 | 0 | 20 | |
| 24 | Freeman, Brian | 1 | 3 | 0 | 0 | 0 | 2 | 2 | 4 | 1 | 2 | 0 | 0 | 0 | 16 | |
| 34 | Pays, Chris | 0 | 4 | 0 | 3 | 0 | 0 | 0 | 0 | 1 | 0 | 0 | 0 | 0 | 10 | |
| TEAM | | | | | | | | | | | | | | | | |
| Totals..... | | 13 | 68 | 2 | 22 | 6 | 9 | 17 | 23 | 40 | 18 | 34 | 6 | 15 | 3 | 200 |

| | | | | |
|-----------|----------------------|-----------------------|-------------|----------|
| TOTAL FG% | 1st Half: 3.27 11.1% | 2nd Half: 10.41 24.4% | Game: 13.1% | DEADBALL |
| 3Pt. FG% | 1st Half: 0.11 0.0% | 2nd Half: 2.11 18.2% | Game: 9.1% | REBOUNDS |
| F Throw % | 1st Half: 6.9 66.7% | 2nd Half: 0.0 0.0% | Game: 66.7% | 1 |

Officials: Randy McCall, Mike Sypthers, Duane Allen

Technical fouls: Brigham Young-None, Long Beach State-None.

Attendance: 2777

Score by Periods

| | | | |
|------------------|-----|-------|----|
| 1st | 2nd | Total | |
| Brigham Young | 36 | 38 | 74 |
| Long Beach State | 12 | 22 | 34 |

Points in the paint-BY 34,LSBU 14. Points off turnovers-BY 23,LSBU 6.

2nd chance points-BY 13,LSBU 6. Fast break points-BY 8,LSBU 0.

Bench points-BY 30,LSBU 7. Score tied 0 times. Lead changed 0 times.

Last FG-BY 2nd 00:44,LSBU 2nd 04:15.

Largest lead-BY by 40 2nd 00:44,LSBU None.

BYU vs. Idaho State - Game #2

11/14/07 7:05 pm at: Marriott Center, Provo, Utah
VISITORS: Idaho State 0-2

| # | Player | totfg | | 3pt | | rebounds | | | pf | tp | a | to | blk | s | min | |
|-------------|--------------------|-------|-----|-----|-----|----------|-----|----|----|----|----|----|-----|----|-----|-----|
| | | fg | fga | fg | fga | ft | fta | of | | | | | | | | de |
| 31 | STUCKI, Matt | 3 | 10 | 1 | 4 | 3 | 5 | 1 | 2 | 2 | 10 | 2 | 3 | 0 | 29 | |
| 42 | TATUM, Chron | 6 | 13 | 0 | 1 | 4 | 4 | 2 | 4 | 6 | 4 | 0 | 1 | 0 | 31 | |
| 32 | O'BRIEN, Cory | 2 | 3 | 1 | 2 | 2 | 0 | 4 | 4 | 3 | 0 | 0 | 1 | 0 | 12 | |
| 44 | KINGHORN, Logan | 6 | 7 | 1 | 3 | 0 | 0 | 2 | 2 | 2 | 5 | 0 | 5 | 0 | 28 | |
| 14 | STELIN, Lucas | 0 | 4 | 0 | 0 | 7 | 8 | 2 | 4 | 6 | 4 | 7 | 1 | 2 | 0 | 34 |
| 01 | MORGAN, Amorrow | 5 | 7 | 0 | 1 | 3 | 3 | 1 | 2 | 1 | 13 | 2 | 0 | 2 | 21 | |
| 05 | ANDERSON, Steve | 0 | 1 | 0 | 0 | 0 | 0 | 1 | 1 | 0 | 0 | 0 | 0 | 0 | 4 | |
| 10 | MAYE, Scooter | 0 | 0 | 0 | 0 | 0 | 0 | 1 | 1 | 0 | 0 | 4 | 1 | 0 | 9 | |
| 20 | CARSON, Donnie | 0 | 1 | 0 | 0 | 0 | 0 | 0 | 0 | 0 | 0 | 1 | 0 | 0 | 7 | |
| 21 | MONROE, Demetrius | 0 | 2 | 0 | 0 | 0 | 0 | 0 | 0 | 3 | 0 | 1 | 0 | 0 | 5 | |
| 23 | KILPATRICK, Austin | 2 | 3 | 2 | 2 | 0 | 0 | 1 | 2 | 3 | 6 | 2 | 0 | 0 | 11 | |
| 54 | TAYLOR, Tom | 1 | 2 | 0 | 0 | 1 | 1 | 1 | 1 | 0 | 2 | 0 | 0 | 1 | 9 | |
| TEAM | | | | | | | | | | | | | | | | |
| Totals..... | | 23 | 53 | 5 | 14 | 18 | 23 | 8 | 23 | 41 | 22 | 69 | 9 | 17 | 1 | 200 |

| | | | | |
|-----------|----------------------|-----------------------|-------------|----------|
| TOTAL FG% | 1st Half: 8.27 29.6% | 2nd Half: 15.26 57.7% | Game: 43.4% | DEADBALL |
| 3Pt. FG% | 1st Half: 2.7 28.6% | 2nd Half: 3.7 42.9% | Game: 35.7% | REBOUNDS |
| F Throw % | 1st Half: 7.8 87.5% | 2nd Half: 11.15 73.3% | Game: 78.3% | 3 |

HOME TEAM: BYU Cougars 2-0

| # | Player | totfg | | 3pt | | rebounds | | | pf | tp | a | to | blk | s | min | |
|-------------|---------------------|-------|-----|-----|-----|----------|-----|----|----|----|----|----|-----|----|-----|-----|
| | | fg | fga | fg | fga | ft | fta | of | | | | | | | | de |
| 30 | CUMMARD, Lee | 5 | 9 | 1 | 4 | 2 | 4 | 2 | 8 | 10 | 4 | 13 | 4 | 1 | 28 | |
| 45 | TAVERNARI, Jonathan | 6 | 13 | 3 | 8 | 2 | 2 | 0 | 4 | 2 | 17 | 1 | 3 | 0 | 25 | |
| 44 | PLAISTED, Trent | 5 | 9 | 0 | 7 | 8 | 3 | 5 | 8 | 3 | 17 | 1 | 2 | 0 | 28 | |
| 20 | BURGESS, Sam | 6 | 11 | 4 | 6 | 2 | 2 | 4 | 4 | 3 | 16 | 5 | 2 | 1 | 33 | |
| 24 | MURDOCK, Ben | 2 | 3 | 1 | 2 | 0 | 0 | 0 | 0 | 0 | 3 | 5 | 5 | 0 | 13 | |
| 01 | LOYD, JR, Michael | 0 | 0 | 0 | 0 | 0 | 0 | 0 | 0 | 0 | 0 | 2 | 0 | 0 | 4 | |
| 05 | ROSE, Archie | 0 | 0 | 0 | 0 | 0 | 0 | 0 | 0 | 0 | 1 | 0 | 0 | 0 | 2 | |
| 10 | IVANOVIC, Vuk | 2 | 3 | 0 | 0 | 3 | 4 | 2 | 1 | 3 | 7 | 1 | 1 | 0 | 8 | |
| 14 | MARTINEAU, Nick | 1 | 1 | 1 | 1 | 0 | 0 | 0 | 0 | 1 | 3 | 3 | 1 | 0 | 7 | |
| 32 | FREDETTE, Jimmer | 4 | 7 | 2 | 3 | 0 | 0 | 0 | 0 | 0 | 10 | 1 | 0 | 0 | 17 | |
| 41 | COLLINSWORTH, Chris | 0 | 3 | 0 | 1 | 0 | 2 | 0 | 1 | 2 | 2 | 0 | 1 | 0 | 15 | |
| 54 | MILES, Chris | 0 | 0 | 0 | 0 | 0 | 0 | 0 | 0 | 0 | 0 | 1 | 0 | 1 | 3 | |
| TEAM | | | | | | | | | | | | | | | | |
| Totals..... | | 31 | 59 | 12 | 25 | 16 | 22 | 9 | 24 | 33 | 22 | 90 | 24 | 13 | 1 | 200 |

| | | | | |
|-----------|-----------------------|-----------------------|-------------|----------|
| TOTAL FG% | 1st Half: 14.26 53.8% | 2nd Half: 17.33 51.5% | Game: 52.5% | DEADBALL |
| 3Pt. FG% | 1st Half: 8.15 53.3% | 2nd Half: 4.10 40.0% | Game: 48.0% | REBOUNDS |
| F Throw % | 1st Half: 8.11 72.7% | 2nd Half: 8.11 72.7% | Game: 72.7% | 2 |

Officials: Chris Rastatter, Jimmy Casas, Brian Shelley

Technical fouls: Idaho State-None, BYU Cougars-CUMMARD, Lee.

Attendance: 12153

Score by Periods

| | | | |
|-------------|-----|-------|----|
| 1st | 2nd | Total | |
| Idaho State | 25 | 44 | 69 |
| BYU Cougars | 44 | 46 | 90 |

Points in the paint-ISU 14,BY 30. Points off turnovers-ISU 13,BY 23.

2nd chance points-ISU 6,BY 9. Fast break points-ISU 2,BY 18.

Bench points-ISU 21,BY 20. Score tied 0 times. Lead changed 0 times.

Last FG-ISU 2nd 00:28, BY 2nd 00:42.

Largest lead-ISU None, BY by 24 2nd 02:52.

BYU vs. Jackson State - Game #3

11/16/07 7:06 pm at: Marriott Center, Provo, UT
VISITORS: Jackson State 0-3

| # | Player | totfg | | 3pt | | rebounds | | | pf | tp | a | to | blk | s | min |
|----|------------------|-------|-----|-----|-----|----------|-----|----|----|----|---|----|-----|---|-----|
| | | fg | fga | fg | fga | ft | fta | of | | | | | | | |
| 32 | MAYEY,Grant | 4 | 11 | 1 | 1 | 0 | 1 | 1 | 2 | 3 | 4 | 9 | 1 | 1 | 17 |
| 33 | JOHNSON,Garrison | 0 | 2 | 0 | 1 | 2 | 4 | 1 | 0 | 1 | 2 | 0 | 2 | 0 | 18 |
| 44 | CALDWELL,Jeremy | 4 | 9 | 0 | 0 | 0 | 0 | 2 | 2 | 1 | 8 | 1 | 2 | 0 | 17 |
| 03 | GIVENS,Cabrina | 1 | 7 | 0 | 2 | 5 | 7 | 0 | 2 | 2 | 7 | 4 | 4 | 0 | 27 |
| 12 | GRIFFIN,Darrion | 2 | 6 | 0 | 1 | 0 | 0 | 1 | 2 | 4 | 0 | 2 | 0 | 0 | 13 |
| 00 | JONES,Marcus | 0 | 2 | 0 | 0 | 0 | 1 | 0 | 1 | 2 | 0 | 1 | 0 | 0 | 8 |
| 01 | LOCKHART,Phillip | 1 | 2 | 1 | 1 | 0 | 0 | 0 | 2 | 2 | 0 | 3 | 0 | 0 | 7 |
| 04 | WHITE,Kevin | 0 | 0 | 0 | 0 | 0 | 0 | 0 | 0 | 0 | 0 | 2 | 0 | 0 | 9 |
| 10 | HUGGINS,Daniel | 0 | 4 | 0 | 2 | 0 | 0 | 2 | 4 | 0 | 0 | 0 | 0 | 0 | 8 |
| 20 | DAVIS, Jerome | 1 | 2 | 1 | 2 | 1 | 2 | 1 | 0 | 1 | 4 | 0 | 0 | 1 | 5 |
| 22 | JARROW,Edwin | 0 | 1 | 0 | 1 | 0 | 0 | 1 | 0 | 1 | 3 | 2 | 0 | 0 | 12 |
| 24 | HYCHE,Chris | 5 | 11 | 2 | 5 | 0 | 0 | 2 | 1 | 3 | 2 | 12 | 0 | 4 | 17 |
| 25 | ADAMS,Eric | 3 | 5 | 2 | 4 | 0 | 0 | 0 | 0 | 0 | 8 | 2 | 1 | 0 | 9 |
| 34 | DIXON,DeSean | 0 | | | | | | | | | | | | | |

2007-08 Box Scores

2007-08 BYU Men's Basketball

No. 21 BYU at Portland – Game #7

12/1/07 7:00 PM at Portland, Ore. (Chiles Center)
VISITORS: Bringham Young 6-1

| # | Player | totfg | | 3pt | | rebounds | | | | pf | tp | a | to | blk | s | min | |
|-------------|---------------------|-------|-----|------|-----|----------|-----|-------|----|-------|----|-------|----|-----|----|-----|-----|
| | | fg | fga | fg | fga | ft | fta | of | de | | | | | | | | tot |
| 44 | TAVERNARI, Jonathan | 5 | 14 | 3 | 10 | 0 | 0 | 3 | 3 | 1 | 13 | 0 | 0 | 0 | 2 | 25 | |
| 45 | PLAISTED, Trent | 6 | 8 | 0 | 4 | 6 | 3 | 5 | 8 | 1 | 16 | 2 | 2 | 0 | 0 | 26 | |
| 20 | BURGESS, Sam | 6 | 7 | 2 | 4 | 0 | 0 | 2 | 2 | 0 | 8 | 2 | 0 | 0 | 0 | 27 | |
| 24 | MURDOCK, Ben | 3 | 4 | 0 | 1 | 0 | 0 | 4 | 4 | 1 | 4 | 10 | 2 | 0 | 2 | 31 | |
| 30 | CUMMARD, Lee | 3 | 9 | 3 | 4 | 1 | 1 | 3 | 4 | 1 | 18 | 6 | 1 | 0 | 1 | 30 | |
| 05 | ROSE, Archie | 0 | 0 | 0 | 0 | 1 | 2 | 0 | 0 | 0 | 1 | 0 | 1 | 0 | 1 | 4 | |
| 10 | IVANOVIC, Vuk | 2 | 4 | 0 | 0 | 1 | 2 | 3 | 2 | 5 | 1 | 2 | 1 | 1 | 8 | | |
| 14 | MARTINEAU, Nick | 0 | 1 | 0 | 0 | 0 | 0 | 1 | 1 | 3 | 1 | 1 | 1 | 0 | 10 | | |
| 32 | FREDETTE, Jimmer | 5 | 7 | 1 | 3 | 0 | 0 | 1 | 2 | 1 | 11 | 1 | 2 | 0 | 0 | 18 | |
| 41 | COLLINSWORTH, Chris | 0 | 1 | 0 | 0 | 1 | 2 | 0 | 5 | 4 | 1 | 0 | 2 | 0 | 1 | 11 | |
| 54 | MILES, Chris | 0 | 2 | 0 | 0 | 1 | 2 | 1 | 4 | 5 | 1 | 0 | 2 | 1 | 0 | 10 | |
| TEAM | | | | | | | | | | | | | | | | | |
| Totals..... | | 30 57 | | 9 22 | | 16 10 | | 31 41 | | 15 78 | | 23 14 | | 3 7 | | 200 | |

| | | | | |
|-----------|-----------------------|-----------------------|-------------|----------|
| TOTAL FG% | 1st Half: 15-34 44.1% | 2nd Half: 15-23 65.2% | Game: 52.6% | DEADB. |
| 3-Pt. FG% | 1st Half: 4-13 30.8% | 2nd Half: 5-9 55.6% | Game: 40.9% | REBOUNDS |
| F Throw % | 1st Half: 1-3 33.3% | 2nd Half: 8-13 61.5% | Game: 56.3% | 3 |

HOME TEAM: Portland 2-6

| # | Player | totfg | | 3pt | | rebounds | | | | pf | tp | a | to | blk | s | min | |
|-------------|--------------------|-------|-----|------|-----|----------|-----|------|----|----|----|-------|----|-------|---|-------|-----|
| | | fg | fga | fg | fga | ft | fta | of | de | | | | | | | | tot |
| 34 | WATSON, Sherrard | 2 | 9 | 2 | 4 | 2 | 2 | 1 | 0 | 1 | 1 | 8 | 1 | 1 | 0 | 29 | |
| 43 | SIKMA, Luke | 2 | 3 | 0 | 0 | 2 | 3 | 4 | 7 | 4 | 4 | 2 | 3 | 0 | 1 | 19 | |
| 45 | KNUTSON, Kramer | 2 | 6 | 0 | 0 | 0 | 0 | 1 | 1 | 5 | 4 | 1 | 0 | 1 | 0 | 20 | |
| 01 | RAVUD, Nik | 1 | 9 | 0 | 2 | 2 | 1 | 3 | 4 | 0 | 4 | 4 | 4 | 0 | 2 | 31 | |
| 20 | STOHL, Jared | 4 | 11 | 3 | 8 | 0 | 0 | 1 | 1 | 0 | 11 | 4 | 3 | 0 | 1 | 28 | |
| 03 | NIEDERMEYER, Eghan | 1 | 1 | 1 | 1 | 0 | 0 | 2 | 2 | 2 | 3 | 0 | 2 | 0 | 0 | 12 | |
| 04 | THOMPSON, Walter | 2 | 4 | 0 | 2 | 0 | 1 | 0 | 5 | 5 | 4 | 1 | 0 | 0 | 0 | 20 | |
| 10 | MOSER, Shane | 0 | 0 | 0 | 0 | 0 | 0 | 0 | 0 | 0 | 0 | 0 | 0 | 0 | 0 | 2 | |
| 12 | SMUELDERS, Robin | 5 | 12 | 1 | 4 | 1 | 1 | 2 | 3 | 3 | 12 | 1 | 0 | 0 | 1 | 19 | |
| 32 | CARTER, Marcus | 0 | 1 | 0 | 0 | 0 | 0 | 0 | 0 | 1 | 0 | 1 | 0 | 0 | 0 | 6 | |
| 55 | HANNIBAL, Jason | 2 | 2 | 0 | 0 | 0 | 0 | 1 | 0 | 1 | 4 | 0 | 1 | 0 | 0 | 14 | |
| TEAM | | | | | | | | | | | | | | | | | |
| Totals..... | | 21 58 | | 7 21 | | 5 8 | | 7 20 | | 27 | | 16 54 | | 15 14 | | 5 200 | |

| | | | | |
|-----------|----------------------|-----------------------|-------------|----------|
| TOTAL FG% | 1st Half: 9-28 32.1% | 2nd Half: 12-30 40.0% | Game: 36.2% | DEADB. |
| 3-Pt. FG% | 1st Half: 1-10 10.0% | 2nd Half: 6-11 54.5% | Game: 33.3% | REBOUNDS |
| F Throw % | 1st Half: 2-2 100% | 2nd Half: 3-6 50.0% | Game: 62.5% | 2.1 |

Officials: Rick Batsell, Milt Stowe, Frank Harvey III
Technical fouls: Bringham Young-None, Portland-None.
Attendance: 3508
Score by Periods
1st 2nd Total
Bringham Young 35 43 78
Portland 21 33 54

Points in the paint-BY 30, POR 20. Points off turnovers-BY 19, POR 12.
2nd chance points-BY 9, POR 9. Fast break points-BY 11, POR 5.
Bench points-BY 19, POR 23. Score tied 0 times. Lead changed 0 times.
Last FG-BY 2nd-05:31, POR 2nd-04:44.
Largest lead-BY by 29 2nd-15:56, POR None.

No. 20 BYU vs. Weber State – Game #8

12/05/07 7:35 p.m. at Marriott Center, Provo, UT
VISITORS: Weber State Wildcats 2-5 Big Sky

| # | Player | totfg | | 3pt | | rebounds | | | | pf | tp | a | to | blk | s | min | |
|-------------|----------------------|-------|-----|------|-----|----------|-----|-------|----|----|----|-------|----|------|---|-------|-----|
| | | fg | fga | fg | fga | ft | fta | of | de | | | | | | | | tot |
| 11 | VALEKA, Arturas | 2 | 10 | 1 | 2 | 2 | 3 | 1 | 4 | 5 | 1 | 7 | 1 | 1 | 0 | 23 | |
| 40 | PANDS, Steve | 2 | 5 | 0 | 0 | 0 | 0 | 1 | 1 | 3 | 4 | 0 | 0 | 0 | 0 | 17 | |
| 10 | HARRIS, Dezmon | 2 | 9 | 1 | 4 | 0 | 0 | 0 | 0 | 0 | 3 | 5 | 2 | 3 | 0 | 1 24 | |
| 23 | VAN BROCKLIN, Brody | 0 | 3 | 0 | 2 | 3 | 0 | 3 | 3 | 3 | 3 | 3 | 0 | 0 | 0 | 26 | |
| 45 | SILVEIRA, Juan Pablo | 4 | 9 | 1 | 3 | 0 | 0 | 3 | 3 | 4 | 9 | 2 | 4 | 0 | 0 | 24 | |
| 05 | NANCE, Jemaine | 1 | 4 | 1 | 2 | 0 | 1 | 1 | 1 | 3 | 4 | 0 | 3 | 0 | 0 | 16 | |
| 31 | DAVIS, Davin | 0 | 2 | 0 | 0 | 0 | 0 | 1 | 2 | 2 | 0 | 0 | 0 | 0 | 0 | 8 | |
| 32 | JOHNSON, Denny | 1 | 1 | 0 | 0 | 0 | 0 | 0 | 0 | 0 | 2 | 0 | 0 | 0 | 0 | 4 | |
| 33 | McODY, Kellen | 3 | 8 | 1 | 2 | 2 | 2 | 1 | 5 | 6 | 3 | 9 | 0 | 0 | 0 | 22 | |
| 44 | BILLINGS, Tyler | 1 | 5 | 0 | 2 | 0 | 0 | 3 | 3 | 0 | 2 | 1 | 0 | 0 | 1 | 19 | |
| 55 | MORRIS, Trevor | 4 | 5 | 0 | 0 | 4 | 6 | 3 | 2 | 5 | 4 | 12 | 0 | 1 | 1 | 0 17 | |
| TEAM | | | | | | | | | | | | | | | | | |
| Totals..... | | 20 60 | | 5 16 | | 12 16 | | 10 27 | | 37 | | 24 57 | | 9 15 | | 6 200 | |

| | | | | |
|-----------|----------------------|-----------------------|-------------|----------|
| TOTAL FG% | 1st Half: 9-28 32.1% | 2nd Half: 11-32 34.4% | Game: 33.3% | DEADB. |
| 3-Pt. FG% | 1st Half: 3-8 37.5% | 2nd Half: 2-9 25.0% | Game: 31.3% | REBOUNDS |
| F Throw % | 1st Half: 0-0 0.0% | 2nd Half: 12-16 75.0% | Game: 75.0% | 2 |

HOME TEAM: BYU Cougars 7-1 MWC

| # | Player | totfg | | 3pt | | rebounds | | | | pf | tp | a | to | blk | s | min | |
|-------------|---------------------|-------|-----|------|-----|----------|-----|-------|----|----|----|-------|----|-------|---|-------|-----|
| | | fg | fga | fg | fga | ft | fta | of | de | | | | | | | | tot |
| 30 | CUMMARD, Lee | 3 | 6 | 1 | 2 | 7 | 0 | 3 | 3 | 6 | 3 | 14 | 3 | 4 | 0 | 0 28 | |
| 45 | TAVERNARI, Jonathan | 6 | 13 | 2 | 6 | 0 | 0 | 3 | 3 | 3 | 14 | 2 | 1 | 1 | 1 | 27 | |
| 44 | PLAISTED, Trent | 5 | 9 | 0 | 4 | 7 | 3 | 12 | 15 | 3 | 14 | 2 | 1 | 5 | 0 | 26 | |
| 20 | BURGESS, Sam | 4 | 8 | 3 | 6 | 5 | 1 | 1 | 2 | 2 | 16 | 1 | 2 | 0 | 0 | 28 | |
| 24 | MURDOCK, Ben | 3 | 10 | 2 | 0 | 0 | 0 | 2 | 2 | 4 | 2 | 4 | 0 | 0 | 0 | 25 | |
| 01 | LOYD, JR., Michael | 1 | 4 | 1 | 2 | 0 | 0 | 0 | 0 | 0 | 3 | 3 | 0 | 0 | 0 | 13 | |
| 05 | ROSE, Archie | 1 | 3 | 0 | 1 | 0 | 0 | 0 | 1 | 0 | 2 | 0 | 0 | 0 | 0 | 2 | |
| 10 | IVANOVIC, Vuk | 0 | 1 | 0 | 0 | 1 | 3 | 1 | 3 | 4 | 0 | 1 | 0 | 0 | 0 | 7 | |
| 14 | MARTINEAU, Nick | 0 | 0 | 0 | 0 | 0 | 0 | 0 | 0 | 0 | 1 | 0 | 0 | 0 | 0 | 2 | |
| 32 | FREDETTE, Jimmer | 0 | 5 | 0 | 4 | 0 | 0 | 1 | 1 | 2 | 1 | 0 | 2 | 2 | 0 | 22 | |
| 41 | COLLINSWORTH, Chris | 2 | 4 | 0 | 1 | 0 | 0 | 1 | 6 | 7 | 2 | 4 | 0 | 2 | 0 | 14 | |
| 54 | MILES, Chris | 1 | 1 | 0 | 0 | 2 | 0 | 1 | 1 | 2 | 2 | 0 | 1 | 0 | 1 | 6 | |
| TEAM | | | | | | | | | | | | | | | | | |
| Totals..... | | 24 57 | | 7 24 | | 17 25 | | 11 32 | | 43 | | 20 72 | | 17 13 | | 8 200 | |

| | | | | |
|-----------|-----------------------|-----------------------|-------------|----------|
| TOTAL FG% | 1st Half: 12-28 42.9% | 2nd Half: 12-29 41.4% | Game: 42.1% | DEADB. |
| 3-Pt. FG% | 1st Half: 6-14 42.9% | 2nd Half: 1-10 10.0% | Game: 29.2% | REBOUNDS |
| F Throw % | 1st Half: 12-15 80.0% | 2nd Half: 5-10 50.0% | Game: 68.0% | 3 |

Officials: Eric Curry, Ruben Ramos, Jimmy Cassas
Technical fouls: Weber State Wildcats-TEAM, BYU Cougars-None.
Attendance: 11459
Score by Periods
1st 2nd Total
Weber State Wildcats 21 36 57
BYU Cougars 42 30 72

Points in the paint-WEBER 24, BYU 20. Points off turnovers-WEBER 4, BYU 20.
2nd chance points-WEBER 10, BYU 17. Fast break points-WEBER 0, BYU 4.
Bench points-WEBER 29, BYU 12. Score tied 1 time. Lead changed 0 times.
Last FG-WEBER 2nd-00:05, BYU 2nd-00:24.
Largest lead-WEBER by 2 1st-18:24, BYU by 22 2nd-10:29.

No. 20 BYU vs. No. 9 Michigan State – Game #9

12/08/07 2:07 p.m. at EnergySolutions Arena, Salt Lake City
VISITORS: No. 9 Michigan State 6-1

| # | Player | totfg | | 3pt | | rebounds | | | | pf | tp | a | to | blk | s | min | |
|-------------|------------------|-------|-----|------|-----|----------|-----|-------|----|----|----|-------|----|-------|---|---------|-----|
| | | fg | fga | fg | fga | ft | fta | of | de | | | | | | | | tot |
| 02 | MORGAN, Raymar | 7 | 11 | 0 | 2 | 3 | 5 | 6 | 0 | 6 | 3 | 15 | 1 | 6 | 0 | 2 31 | |
| 01 | GRAY, Marquise | 1 | 2 | 0 | 0 | 0 | 0 | 2 | 0 | 2 | 3 | 2 | 0 | 0 | 0 | 11 | |
| 14 | SUTTON, Grant | 5 | 10 | 0 | 2 | 3 | 3 | 10 | 13 | 2 | 12 | 2 | 1 | 0 | 3 | 33 | |
| 05 | WALTON, Travis | 3 | 4 | 0 | 0 | 6 | 6 | 1 | 3 | 4 | 2 | 12 | 3 | 0 | 0 | 0 23 | |
| 11 | NETZEL, Drew | 6 | 14 | 3 | 9 | 0 | 0 | 0 | 2 | 2 | 15 | 2 | 2 | 0 | 0 | 32 | |
| 00 | BOOK, Idong | 0 | 0 | 0 | 0 | 0 | 0 | 0 | 0 | 0 | 1 | 0 | 0 | 0 | 0 | 2 | |
| 01 | LUCAS, Kain | 0 | 7 | 0 | 2 | 2 | 2 | 1 | 3 | 1 | 4 | 2 | 1 | 0 | 1 | 21 | |
| 03 | ALLEN, Chris | 1 | 6 | 0 | 1 | 0 | 0 | 0 | 0 | 0 | 1 | 2 | 0 | 0 | 0 | 7 | |
| 18 | SUMMERS, Durrell | 1 | 2 | 0 | 0 | 0 | 0 | 2 | 2 | 0 | 2 | 0 | 0 | 0 | 0 | 10 | |
| 34 | NAYMICK, Drew | 2 | 2 | 0 | 0 | 0 | 0 | 1 | 1 | 2 | 2 | 4 | 0 | 0 | 2 | 1 30 | |
| TEAM | | | | | | | | | | | | | | | | | |
| Totals..... | | 26 58 | | 3 14 | | 13 16 | | 18 19 | | 37 | | 16 68 | | 10 12 | | 2 7 199 | |

| | | | | |
|-----------|-----------------------|-----------------------|-------------|----------|
| TOTAL FG% | 1st Half: 10-34 29.4% | 2nd Half: 16-24 66.7% | Game: 44.8% | DEADB. |
| 3-Pt. FG% | 1st Half: 0-8 0.0% | 2nd Half: 3-6 50.0% | Game: 21.4% | REBOUNDS |
| F Throw % | 1st Half: 5-7 71.4% | 2nd Half: 6-9 66.7% | Game: 61.3% | 0 |

HOME TEAM: No. 20 BYU 7-2

| # | Player | totfg | | 3pt | | rebounds | | | | pf | tp | a | to | blk | s | min |
|---|--------|-------|-----|-----|--|----------|--|--|--|----|----|---|----|-----|---|-----|
| | | fg | fga | | | | | | | | | | | | | |

BYU Cougars
BYU Cougars Combined Team Statistics (as of Dec 15, 2007)
All games

| | | | | |
|---------------------------------|----------------|--------------|--------------|----------------|
| RECORD : | OVERALL | HOME | AWAY | NEUTRAL |
| ALL GAMES | (9-2) | (6-0) | (2-0) | (1-2) |
| CONFERENCE | (0-0) | (0-0) | (0-0) | (0-0) |
| NON-CONFERENCE | (9-2) | (6-0) | (2-0) | (1-2) |

| ## Player | GP-GS | Min--Avg | ---TOTAL--- | | ---3-PTS--- | | ---FT-FTA | | ---REBOUNDS--- | | PF | FO | A | TO | Blk | Stl | Pts | Avg | | |
|------------------------|-------|----------|-------------|------|-------------|------|-----------|------|----------------|-----|-----|------|-----|----|-----|-----|-----|-----|-----|------|
| | | | FG-FGA | Pct | 3FG-FGA | Pct | Off | Def | Tot | Avg | | | | | | | | | | |
| 44 PLAISTED, Trent.... | 11-11 | 307 27.9 | 74-123 | .602 | 0-0 | .000 | 50-85 | .588 | 28 | 80 | 108 | 9.8 | 20 | 0 | 26 | 29 | 12 | 3 | 198 | 18.0 |
| 30 CUMMARD, Lee..... | 11-11 | 307 27.9 | 66-105 | .629 | 18-38 | .474 | 20-23 | .870 | 21 | 46 | 67 | 6.1 | 30 | 2 | 37 | 28 | 8 | 13 | 170 | 15.5 |
| 45 TAVERNARI, Jonathan | 11-9 | 298 27.1 | 56-144 | .389 | 31-83 | .373 | 12-15 | .800 | 11 | 47 | 58 | 5.3 | 20 | 0 | 9 | 22 | 6 | 14 | 155 | 14.1 |
| 20 BURGESS, Sam..... | 11-11 | 291 26.5 | 33-74 | .446 | 19-41 | .463 | 18-21 | .857 | 7 | 28 | 35 | 3.2 | 28 | 1 | 27 | 15 | 2 | 8 | 103 | 9.4 |
| 32 FREDETTE, Jimmer... | 11-0 | 187 17.0 | 24-58 | .414 | 13-35 | .371 | 10-12 | .833 | 3 | 4 | 7 | 0.6 | 12 | 0 | 16 | 13 | 0 | 14 | 71 | 6.5 |
| 24 MURDOCK, Ben..... | 11-11 | 312 28.4 | 17-41 | .415 | 8-28 | .286 | 6-8 | .750 | 0 | 25 | 25 | 2.3 | 28 | 0 | 50 | 17 | 1 | 7 | 48 | 4.4 |
| 10 IVANOVIC, Vuk..... | 11-0 | 88 8.0 | 15-26 | .577 | 0-0 | .000 | 12-18 | .667 | 15 | 18 | 33 | 3.0 | 15 | 0 | 4 | 12 | 4 | 2 | 42 | 3.8 |
| 41 COLLINSWORTH, Chris | 11-2 | 181 16.5 | 12-31 | .387 | 1-8 | .125 | 10-19 | .526 | 17 | 37 | 54 | 4.9 | 26 | 0 | 6 | 15 | 3 | 2 | 35 | 3.2 |
| 01 LOYD, JR., Michael. | 10-0 | 95 9.5 | 10-23 | .435 | 4-11 | .364 | 7-10 | .700 | 2 | 8 | 10 | 1.0 | 3 | 0 | 16 | 14 | 1 | 3 | 31 | 3.1 |
| 54 MILES, Chris..... | 10-0 | 54 5.4 | 5-14 | .357 | 0-0 | .000 | 9-14 | .643 | 4 | 10 | 14 | 1.4 | 14 | 0 | 3 | 7 | 3 | 3 | 19 | 1.9 |
| 05 ROSE, Archie..... | 8-0 | 27 3.4 | 3-6 | .500 | 0-2 | .000 | 2-4 | .500 | 1 | 4 | 5 | 0.6 | 3 | 0 | 4 | 3 | 0 | 2 | 8 | 1.0 |
| 14 MARTINEAU, Nick.... | 8-0 | 53 6.6 | 3-7 | .429 | 1-2 | .500 | 0-0 | .000 | 2 | 4 | 6 | 0.8 | 9 | 0 | 7 | 4 | 0 | 1 | 7 | 0.9 |
| Team..... | | | | | | | | | 25 | 17 | 42 | 3.8 | 0 | | 0 | | | | | |
| Total..... | 11 | 2200 | 318-652 | .488 | 95-248 | .383 | 156-229 | .681 | 136 | 328 | 464 | 42.2 | 208 | 3 | 205 | 179 | 40 | 72 | 887 | 80.6 |
| Opponents..... | 11 | 2198 | 250-671 | .373 | 57-193 | .295 | 141-203 | .695 | 132 | 242 | 374 | 34.0 | 214 | - | 105 | 171 | 16 | 82 | 698 | 63.5 |

| TEAM STATISTICS | BY | OPP | DATE | OPPONENT | W/L | SCORE | ATTEND |
|-------------------------|---------|---------|----------------------------|-------------------------|-----|--------|--------|
| SCORING..... | 887 | 698 | 11/10/07 | at Long Beach State | W | 74-34 | 2777 |
| Points per game..... | 80.6 | 63.5 | 11/14/07 | IDAHO STATE | W | 90-69 | 12153 |
| Scoring margin..... | +17.2 | - | +11/16/07 | JACKSON STATE | W | 100-61 | 8643 |
| FIELD GOALS-ATT..... | 318-652 | 250-671 | +11/20/07 | HARTFORD | W | 97-73 | 8917 |
| Field goal pct..... | .488 | .373 | +11/23/07 | vs No. 6 Louisville | W | 78-76 | 4950 |
| 3 POINT FG-ATT..... | 95-248 | 57-193 | +11/24/07 | vs No. 1 North Carolina | L | 63-73 | 5500 |
| 3-point FG pct..... | .383 | .295 | 12/01/07 | at Portland | W | 78-54 | 3508 |
| 3-pt FG made per game.. | 8.6 | 5.2 | 12/05/07 | WEBER STATE | W | 72-57 | 11459 |
| FREE THROWS-ATT..... | 156-229 | 141-203 | 12/08/07 | vs No. 9 Michigan State | L | 61-68 | 16412 |
| Free throw pct..... | .681 | .695 | 12/12/07 | LAMAR | W | 88-66 | 8130 |
| REBOUNDS..... | 464 | 374 | 12/15/07 | PEPPERDINE | W | 86-67 | 11547 |
| Rebounds per game..... | 42.2 | 34.0 | + = Las Vegas Invitational | | | | |
| Rebounding margin..... | +8.2 | - | * = Conference game | | | | |
| ASSISTS..... | 205 | 105 | | | | | |
| Assists per game..... | 18.6 | 9.5 | | | | | |
| TURNOVERS..... | 179 | 171 | | | | | |
| Turnovers per game..... | 16.3 | 15.5 | | | | | |
| Turnover margin..... | -0.7 | - | | | | | |
| Assist/turnover ratio.. | 1.1 | 0.6 | | | | | |
| STEALS..... | 72 | 82 | | | | | |
| Steals per game..... | 6.5 | 7.5 | | | | | |
| BLOCKS..... | 40 | 16 | | | | | |
| Blocks per game..... | 3.6 | 1.5 | | | | | |
| WINNING STREAK..... | 2 | - | | | | | |
| Home win streak..... | 6 | - | | | | | |
| ATTENDANCE..... | 60849 | 33147 | | | | | |
| Home games-Avg/Game.... | 6-10142 | 2-3142 | | | | | |
| Neutral site-Avg/Game.. | - | 3-8954 | | | | | |

| SCORE BY PERIODS: | 1st | 2nd | Total |
|-------------------|-----|-----|-------|
| BYU Cougars..... | 433 | 454 | 887 |
| Opponents..... | 293 | 405 | 698 |

BYU Cougars
BYU Cougars Combined Team Statistics (as of Dec 15, 2007)
Games won

| | | | | |
|---------------------------------|----------------|--------------|--------------|----------------|
| RECORD : | OVERALL | HOME | AWAY | NEUTRAL |
| ALL GAMES | (9-0) | (6-0) | (2-0) | (1-0) |
| CONFERENCE | (0-0) | (0-0) | (0-0) | (0-0) |
| NON-CONFERENCE | (9-0) | (6-0) | (2-0) | (1-0) |

| ## Player | GP-GS | Min--Avg | ---TOTAL--- | | ---3-PTS--- | | | ---REBOUNDS--- | | | | PF | FO | A | TO | Blk | Stl | Pts | Avg | |
|------------------------|-------|----------|-------------|------|-------------|------|---------|----------------|-----|-----|-----|------|-----|---|-----|-----|-----|-----|-----|------|
| | | | FG-FGA | Pct | 3FG-FGA | Pct | FT-FTA | Pct | Off | Def | Tot | | | | | | | | | Avg |
| 44 PLAISTED, Trent.... | 9-9 | 234 26.0 | 57-90 | .633 | 0-0 | .000 | 43-71 | .606 | 23 | 60 | 83 | 9.2 | 19 | 0 | 22 | 22 | 10 | 3 | 157 | 17.4 |
| 30 CUMMARD, Lee..... | 9-9 | 264 29.3 | 58-91 | .637 | 17-35 | .486 | 18-21 | .857 | 19 | 38 | 57 | 6.3 | 21 | 1 | 34 | 20 | 7 | 12 | 151 | 16.8 |
| 45 TAVERNARI, Jonathan | 9-7 | 229 25.4 | 47-113 | .416 | 23-61 | .377 | 12-15 | .800 | 7 | 43 | 50 | 5.6 | 17 | 0 | 9 | 18 | 5 | 11 | 129 | 14.3 |
| 20 BURGESS, Sam..... | 9-9 | 222 24.7 | 26-60 | .433 | 15-33 | .455 | 15-16 | .938 | 4 | 24 | 28 | 3.1 | 21 | 0 | 22 | 10 | 1 | 8 | 82 | 9.1 |
| 32 FREDETTE, Jimmer... | 9-0 | 169 18.8 | 23-54 | .426 | 12-31 | .387 | 10-12 | .833 | 3 | 4 | 7 | 0.8 | 10 | 0 | 15 | 12 | 0 | 14 | 68 | 7.6 |
| 10 IVANOVIC, Vuk..... | 9-0 | 81 9.0 | 15-26 | .577 | 0-0 | .000 | 12-18 | .667 | 15 | 18 | 33 | 3.7 | 12 | 0 | 4 | 10 | 4 | 2 | 42 | 4.7 |
| 24 MURDOCK, Ben..... | 9-9 | 237 26.3 | 14-30 | .467 | 6-19 | .316 | 4-6 | .667 | 0 | 23 | 23 | 2.6 | 20 | 0 | 46 | 11 | 0 | 7 | 38 | 4.2 |
| 01 LOYD, JR., Michael. | 8-0 | 90 11.3 | 10-22 | .455 | 4-10 | .400 | 7-10 | .700 | 2 | 8 | 10 | 1.3 | 2 | 0 | 16 | 14 | 1 | 3 | 31 | 3.9 |
| 41 COLLINSWORTH, Chris | 9-2 | 147 16.3 | 11-30 | .367 | 1-8 | .125 | 8-17 | .471 | 14 | 33 | 47 | 5.2 | 22 | 0 | 6 | 12 | 3 | 1 | 31 | 3.4 |
| 54 MILES, Chris..... | 8-0 | 48 6.0 | 5-14 | .357 | 0-0 | .000 | 9-14 | .643 | 3 | 10 | 13 | 1.6 | 11 | 0 | 1 | 7 | 3 | 3 | 19 | 2.4 |
| 05 ROSE, Archie..... | 7-0 | 26 3.7 | 3-6 | .500 | 0-2 | .000 | 2-4 | .500 | 1 | 4 | 5 | 0.7 | 3 | 0 | 4 | 3 | 0 | 2 | 8 | 1.1 |
| 14 MARTINEAU, Nick.... | 8-0 | 53 6.6 | 3-7 | .429 | 1-2 | .500 | 0-0 | .000 | 2 | 4 | 6 | 0.8 | 9 | 0 | 7 | 4 | 0 | 1 | 7 | 0.9 |
| Team..... | | | | | | | | | 17 | 13 | 30 | 3.3 | 0 | | 0 | | | | | |
| Total..... | 9 | 1800 | 272-543 | .501 | 79-201 | .393 | 140-204 | .686 | 110 | 282 | 392 | 43.6 | 167 | 1 | 186 | 143 | 34 | 67 | 763 | 84.8 |
| Opponents..... | 9 | 1800 | 200-554 | .361 | 52-168 | .310 | 105-157 | .669 | 101 | 197 | 298 | 33.1 | 184 | - | 89 | 149 | 11 | 66 | 557 | 61.9 |

| TEAM STATISTICS | BY | OPP | DATE | OPPONENT | W/L | SCORE | ATTEND |
|-------------------------|---------|---------|----------------------------|---------------------|-----|--------|--------|
| SCORING..... | 763 | 557 | 11/10/07 | at Long Beach State | W | 74-34 | 2777 |
| Points per game..... | 84.8 | 61.9 | 11/14/07 | IDAHO STATE | W | 90-69 | 12153 |
| Scoring margin..... | +22.9 | - | +11/16/07 | JACKSON STATE | W | 100-61 | 8643 |
| FIELD GOALS-ATT..... | 272-543 | 200-554 | +11/20/07 | HARTFORD | W | 97-73 | 8917 |
| Field goal pct..... | .501 | .361 | +11/23/07 | vs No. 6 Louisville | W | 78-76 | 4950 |
| 3 POINT FG-ATT..... | 79-201 | 52-168 | 12/01/07 | at Portland | W | 78-54 | 3508 |
| 3-point FG pct..... | .393 | .310 | 12/05/07 | WEBER STATE | W | 72-57 | 11459 |
| 3-pt FG made per game.. | 8.8 | 5.8 | 12/12/07 | LAMAR | W | 88-66 | 8130 |
| FREE THROWS-ATT..... | 140-204 | 105-157 | 12/15/07 | PEPPERDINE | W | 86-67 | 11547 |
| Free throw pct..... | .686 | .669 | + = Las Vegas Invitational | | | | |
| REBOUNDS..... | 392 | 298 | * = Conference game | | | | |
| Rebounds per game..... | 43.6 | 33.1 | | | | | |
| Rebounding margin..... | +10.4 | - | | | | | |
| ASSISTS..... | 186 | 89 | | | | | |
| Assists per game..... | 20.7 | 9.9 | | | | | |
| TURNOVERS..... | 143 | 149 | | | | | |
| Turnovers per game..... | 15.9 | 16.6 | | | | | |
| Turnover margin..... | +0.7 | - | | | | | |
| Assist/turnover ratio.. | 1.3 | 0.6 | | | | | |
| STEALS..... | 67 | 66 | | | | | |
| Steals per game..... | 7.4 | 7.3 | | | | | |
| BLOCKS..... | 34 | 11 | | | | | |
| Blocks per game..... | 3.8 | 1.2 | | | | | |
| WINNING STREAK..... | 9 | - | | | | | |
| Home win streak..... | 6 | - | | | | | |
| ATTENDANCE..... | 60849 | 11235 | | | | | |
| Home games-Avg/Game.... | 6-10142 | 2-3142 | | | | | |
| Neutral site-Avg/Game.. | - | 1-4950 | | | | | |

| SCORE BY PERIODS: | 1st | 2nd | Total |
|-------------------|-----|-----|-------|
| BYU Cougars..... | 367 | 396 | - 763 |
| Opponents..... | 230 | 327 | - 557 |

BYU Cougars
BYU Cougars Combined Team Statistics (as of Dec 10, 2007)
Games lost

| | | | | |
|---------------------------------|----------------|--------------|--------------|----------------|
| RECORD : | OVERALL | HOME | AWAY | NEUTRAL |
| ALL GAMES | (0-2) | (0-0) | (0-0) | (0-2) |
| CONFERENCE | (0-0) | (0-0) | (0-0) | (0-0) |
| NON-CONFERENCE | (0-2) | (0-0) | (0-0) | (0-2) |

| ## Player | GP-GS | Min--Avg | ---TOTAL--- | | ---3-PTS--- | | ----REBOUNDS---- | | | | | | | | | | | | | |
|------------------------|-------|----------|-------------|-------|-------------|------|------------------|-------|-----|-----|-----|------|----|----|----|----|-----|-----|-----|------|
| | | | FG-FGA | Pct | 3FG-FGA | Pct | FT-FTA | Pct | Off | Def | Tot | Avg | PF | FO | A | TO | Blk | Stl | Pts | Avg |
| 44 PLAISTED, Trent.... | 2-2 | 73 36.5 | 17-33 | .515 | 0-0 | .000 | 7-14 | .500 | 5 | 20 | 25 | 12.5 | 1 | 0 | 4 | 7 | 2 | 0 | 41 | 20.5 |
| 45 TAVERNARI, Jonathan | 2-2 | 69 34.5 | 9-31 | .290 | 8-22 | .364 | 0-0 | .000 | 4 | 4 | 8 | 4.0 | 3 | 0 | 0 | 4 | 1 | 3 | 26 | 13.0 |
| 20 BURGESS, Sam..... | 2-2 | 69 34.5 | 7-14 | .500 | 4-8 | .500 | 3-5 | .600 | 3 | 4 | 7 | 3.5 | 7 | 1 | 5 | 5 | 1 | 0 | 21 | 10.5 |
| 30 CUMMARD, Lee..... | 2-2 | 43 21.5 | 8-14 | .571 | 1-3 | .333 | 2-2 | 1.000 | 2 | 8 | 10 | 5.0 | 9 | 1 | 3 | 8 | 1 | 1 | 19 | 9.5 |
| 24 MURDOCK, Ben..... | 2-2 | 75 37.5 | 3-11 | .273 | 2-9 | .222 | 2-2 | 1.000 | 0 | 2 | 2 | 1.0 | 8 | 0 | 4 | 6 | 1 | 0 | 10 | 5.0 |
| 41 COLLINSWORTH, Chris | 2-0 | 34 17.0 | 1-1 | 1.000 | 0-0 | .000 | 2-2 | 1.000 | 3 | 4 | 7 | 3.5 | 4 | 0 | 0 | 3 | 0 | 1 | 4 | 2.0 |
| 32 FREDETTE, Jimmer... | 2-0 | 18 9.0 | 1-4 | .250 | 1-4 | .250 | 0-0 | .000 | 0 | 0 | 0 | 0.0 | 2 | 0 | 1 | 1 | 0 | 0 | 3 | 1.5 |
| 54 MILES, Chris..... | 2-0 | 6 3.0 | 0-0 | .000 | 0-0 | .000 | 0-0 | .000 | 1 | 0 | 1 | 0.5 | 3 | 0 | 2 | 0 | 0 | 0 | 0 | 0.0 |
| 10 IVANOVIC, Vuk..... | 2-0 | 7 3.5 | 0-0 | .000 | 0-0 | .000 | 0-0 | .000 | 0 | 0 | 0 | 0.0 | 3 | 0 | 0 | 2 | 0 | 0 | 0 | 0.0 |
| 05 ROSE, Archie..... | 1-0 | 1 1.0 | 0-0 | .000 | 0-0 | .000 | 0-0 | .000 | 0 | 0 | 0 | 0.0 | 0 | 0 | 0 | 0 | 0 | 0 | 0 | 0.0 |
| 01 LOYD, JR., Michael. | 2-0 | 5 2.5 | 0-1 | .000 | 0-1 | .000 | 0-0 | .000 | 0 | 0 | 0 | 0.0 | 1 | 0 | 0 | 0 | 0 | 0 | 0 | 0.0 |
| TEAM..... | | | | | | | | | 8 | 4 | 12 | 6.0 | 0 | | | 0 | | | | |
| Total..... | 2 | 400 | 46-109 | .422 | 16-47 | .340 | 16-25 | .640 | 26 | 46 | 72 | 36.0 | 41 | 2 | 19 | 36 | 6 | 5 | 124 | 62.0 |
| Opponents..... | 2 | 398 | 50-117 | .427 | 5-25 | .200 | 36-46 | .783 | 31 | 45 | 76 | 38.0 | 30 | - | 16 | 22 | 5 | 16 | 141 | 70.5 |

| TEAM STATISTICS | BY | OPP | DATE | OPPONENT | W/L | SCORE | ATTEND |
|-------------------------|--------|---------|----------------------------|----------------------------------|-----|-------|--------|
| SCORING..... | 124 | 141 | +11/24/07 | vs No. 1 North Carolina | L | 63-73 | 5500 |
| Points per game..... | 62.0 | 70.5 | 12/08/07 | vs No. 9 Michigan State Spartans | L | 61-68 | 16412 |
| Scoring margin..... | -8.5 | - | + = Las Vegas Invitational | | | | |
| FIELD GOALS-ATT..... | 46-109 | 50-117 | * = Conference game | | | | |
| Field goal pct..... | .422 | .427 | | | | | |
| 3 POINT FG-ATT..... | 16-47 | 5-25 | | | | | |
| 3-point FG pct..... | .340 | .200 | | | | | |
| 3-pt FG made per game.. | 8.0 | 2.5 | | | | | |
| FREE THROWS-ATT..... | 16-25 | 36-46 | | | | | |
| Free throw pct..... | .640 | .783 | | | | | |
| REBOUNDS..... | 72 | 76 | | | | | |
| Rebounds per game..... | 36.0 | 38.0 | | | | | |
| Rebounding margin..... | -2.0 | - | | | | | |
| ASSISTS..... | 19 | 16 | | | | | |
| Assists per game..... | 9.5 | 8.0 | | | | | |
| TURNOVERS..... | 36 | 22 | | | | | |
| Turnovers per game..... | 18.0 | 11.0 | | | | | |
| Turnover margin..... | -7.0 | - | | | | | |
| Assist/turnover ratio.. | 0.5 | 0.7 | | | | | |
| STEALS..... | 5 | 16 | | | | | |
| Steals per game..... | 2.5 | 8.0 | | | | | |
| BLOCKS..... | 6 | 5 | | | | | |
| Blocks per game..... | 3.0 | 2.5 | | | | | |
| WINNING STREAK..... | 0 | - | | | | | |
| Home win streak..... | 0 | - | | | | | |
| ATTENDANCE..... | 0 | 21912 | | | | | |
| Home games-Avg/Game... | 0-0 | 0-0 | | | | | |
| Neutral site-Avg/Game.. | - | 2-10956 | | | | | |

| SCORE BY PERIODS: | 1st | 2nd | Total |
|-------------------|-----|-----|-------|
| BYU Cougars..... | 66 | 58 | - 124 |
| Opponents..... | 63 | 78 | - 141 |

BYU Cougars
BYU Cougars Combined Team Statistics (as of Dec 15, 2007)
Home games

| | | | | |
|---------------------------------|----------------|--------------|--------------|----------------|
| RECORD : | OVERALL | HOME | AWAY | NEUTRAL |
| ALL GAMES | (6-0) | (6-0) | (0-0) | (0-0) |
| CONFERENCE | (0-0) | (0-0) | (0-0) | (0-0) |
| NON-CONFERENCE | (6-0) | (6-0) | (0-0) | (0-0) |

| ## Player | GP-GS | Min--Avg | ---TOTAL--- | | ---3-PTS--- | | | ----REBOUNDS---- | | | | PF | FO | A | TO | Blk | Stl | Pts | Avg | |
|------------------------|-------|----------|-------------|------|-------------|------|---------|------------------|-----|-----|-----|------|-----|---|-----|-----|-----|-----|-----|------|
| | | | FG-FGA | Pct | 3FG-FGA | Pct | FT-FTA | Pct | Off | Def | Tot | | | | | | | | | Avg |
| 30 CUMMARD, Lee..... | 6-6 | 176 29.3 | 41-60 | .683 | 12-20 | .600 | 15-17 | .882 | 15 | 27 | 42 | 7.0 | 13 | 0 | 26 | 17 | 6 | 11 | 109 | 18.2 |
| 44 PLAISTED, Trent.... | 6-6 | 159 26.5 | 38-59 | .644 | 0-0 | .000 | 32-53 | .604 | 15 | 47 | 62 | 10.3 | 14 | 0 | 17 | 13 | 9 | 3 | 108 | 18.0 |
| 45 TAVERNARI, Jonathan | 6-4 | 146 24.3 | 30-70 | .429 | 13-37 | .351 | 8-10 | .800 | 6 | 25 | 31 | 5.2 | 13 | 0 | 7 | 13 | 5 | 5 | 81 | 13.5 |
| 20 BURGESS, Sam..... | 6-6 | 145 24.2 | 22-44 | .500 | 13-26 | .500 | 10-11 | .909 | 2 | 17 | 19 | 3.2 | 16 | 0 | 16 | 8 | 0 | 6 | 67 | 11.2 |
| 32 FREDETTE, Jimmer... | 6-0 | 114 19.0 | 15-34 | .441 | 8-20 | .400 | 10-11 | .909 | 1 | 3 | 4 | 0.7 | 7 | 0 | 11 | 9 | 0 | 13 | 48 | 8.0 |
| 01 LOYD, JR., Michael. | 6-0 | 70 11.7 | 10-19 | .526 | 4-9 | .444 | 7-8 | .875 | 2 | 5 | 7 | 1.2 | 1 | 0 | 13 | 12 | 1 | 3 | 31 | 5.2 |
| 10 IVANOVIC, Vuk..... | 6-0 | 52 8.7 | 8-15 | .533 | 0-0 | .000 | 7-11 | .636 | 8 | 12 | 20 | 3.3 | 10 | 0 | 1 | 7 | 3 | 1 | 23 | 3.8 |
| 41 COLLINSWORTH, Chris | 6-2 | 103 17.2 | 7-22 | .318 | 1-7 | .143 | 4-12 | .333 | 10 | 21 | 31 | 5.2 | 14 | 0 | 6 | 8 | 3 | 0 | 19 | 3.2 |
| 24 MURDOCK, Ben..... | 6-6 | 155 25.8 | 7-18 | .389 | 4-14 | .286 | 1-2 | .500 | 0 | 11 | 11 | 1.8 | 12 | 0 | 26 | 7 | 0 | 4 | 19 | 3.2 |
| 54 MILES, Chris..... | 6-0 | 31 5.2 | 4-9 | .444 | 0-0 | .000 | 8-12 | .667 | 1 | 4 | 5 | 0.8 | 7 | 0 | 1 | 5 | 2 | 3 | 16 | 2.7 |
| 05 ROSE, Archie..... | 5-0 | 17 3.4 | 3-6 | .500 | 0-2 | .000 | 1-2 | .500 | 1 | 4 | 5 | 1.0 | 3 | 0 | 2 | 1 | 0 | 0 | 7 | 1.4 |
| 14 MARTINEAU, Nick.... | 6-0 | 32 5.3 | 2-5 | .400 | 1-2 | .500 | 0-0 | .000 | 2 | 1 | 3 | 0.5 | 6 | 0 | 6 | 1 | 0 | 1 | 5 | 0.8 |
| TEAM..... | | | | | | | | | 10 | 9 | 19 | 3.2 | 0 | | 0 | | | | | |
| Total..... | 6 | 1200 | 187-361 | .518 | 56-137 | .409 | 103-149 | .691 | 73 | 186 | 259 | 43.2 | 116 | 0 | 132 | 101 | 29 | 50 | 533 | 88.8 |
| Opponents..... | 6 | 1200 | 138-373 | .370 | 38-108 | .352 | 79-116 | .681 | 65 | 127 | 192 | 32.0 | 130 | - | 62 | 104 | 7 | 52 | 393 | 65.5 |

| TEAM STATISTICS | BY | OPP | DATE | OPPONENT | W/L | SCORE | ATTEND |
|-------------------------|---------|---------|----------------------------|---------------|-----|--------|--------|
| SCORING..... | 533 | 393 | 11/14/07 | IDAHO STATE | W | 90-69 | 12153 |
| Points per game..... | 88.8 | 65.5 | +11/16/07 | JACKSON STATE | W | 100-61 | 8643 |
| Scoring margin..... | +23.3 | - | +11/20/07 | HARTFORD | W | 97-73 | 8917 |
| FIELD GOALS-ATT..... | 187-361 | 138-373 | 12/05/07 | WEBER STATE | W | 72-57 | 11459 |
| Field goal pct..... | .518 | .370 | 12/12/07 | LAMAR | W | 88-66 | 8130 |
| 3 POINT FG-ATT..... | 56-137 | 38-108 | 12/15/07 | PEPPERDINE | W | 86-67 | 11547 |
| 3-point FG pct..... | .409 | .352 | + = Las Vegas Invitational | | | | |
| 3-pt FG made per game.. | 9.3 | 6.3 | * = Conference game | | | | |
| FREE THROWS-ATT..... | 103-149 | 79-116 | | | | | |
| Free throw pct..... | .691 | .681 | | | | | |
| REBOUNDS..... | 259 | 192 | | | | | |
| Rebounds per game..... | 43.2 | 32.0 | | | | | |
| Rebounding margin..... | +11.2 | - | | | | | |
| ASSISTS..... | 132 | 62 | | | | | |
| Assists per game..... | 22.0 | 10.3 | | | | | |
| TURNOVERS..... | 101 | 104 | | | | | |
| Turnovers per game..... | 16.8 | 17.3 | | | | | |
| Turnover margin..... | +0.5 | - | | | | | |
| Assist/turnover ratio.. | 1.3 | 0.6 | | | | | |
| STEALS..... | 50 | 52 | | | | | |
| Steals per game..... | 8.3 | 8.7 | | | | | |
| BLOCKS..... | 29 | 7 | | | | | |
| Blocks per game..... | 4.8 | 1.2 | | | | | |
| WINNING STREAK..... | 6 | - | | | | | |
| Home win streak..... | 6 | - | | | | | |
| ATTENDANCE..... | 60849 | 0 | | | | | |
| Home games-Avg/Game.... | 6-10142 | 0-0 | | | | | |
| Neutral site-Avg/Game.. | - | 0-0 | | | | | |

| SCORE BY PERIODS: | 1st | 2nd | Total |
|-------------------|-----|-----|-------|
| BYU Cougars..... | 255 | 278 | - 533 |
| Opponents..... | 160 | 233 | - 393 |

BYU Cougars
BYU Cougars Combined Team Statistics (as of Dec 05, 2007)
Away games

| | | | | |
|-----------------------------|----------------|-------------|-------------|----------------|
| RECORD: | OVERALL | HOME | AWAY | NEUTRAL |
| ALL GAMES | (2-0) | (0-0) | (2-0) | (0-0) |
| CONFERENCE | (0-0) | (0-0) | (0-0) | (0-0) |
| NON-CONFERENCE | (2-0) | (0-0) | (2-0) | (0-0) |

| ## Player | GP-GS | Min--Avg | ---TOTAL--- | | ---3-PTS--- | | ---FT-FTA--- | | ----REBOUNDS---- | | | | PF | FO | A | TO | Blk | Stl | Pts | Avg |
|------------------------|-------|----------|-------------|------|-------------|------|--------------|-------|------------------|-----|-----|------|----|----|----|----|-----|-----|-----|------|
| | | | FG-FGA | Pct | 3FG-FGA | Pct | FT-FTA | Pct | Off | Def | Tot | Avg | | | | | | | | |
| 30 CUMMARD, Lee..... | 2-2 | 63 31.5 | 13-21 | .619 | 4-10 | .400 | 3-4 | .750 | 3 | 10 | 13 | 6.5 | 3 | 0 | 8 | 2 | 1 | 1 | 33 | 16.5 |
| 44 PLAISTED, Trent.... | 2-2 | 45 22.5 | 9-15 | .600 | 0-0 | .000 | 10-16 | .625 | 3 | 6 | 9 | 4.5 | 3 | 0 | 4 | 5 | 0 | 0 | 28 | 14.0 |
| 32 FREDETTE, Jimmer... | 2-0 | 43 21.5 | 8-18 | .444 | 4-9 | .444 | 0-0 | .000 | 2 | 1 | 3 | 1.5 | 2 | 0 | 4 | 3 | 0 | 1 | 20 | 10.0 |
| 45 TAVERNARI, Jonathan | 2-2 | 47 23.5 | 7-21 | .333 | 5-13 | .385 | 0-1 | .000 | 1 | 11 | 12 | 6.0 | 2 | 0 | 1 | 1 | 0 | 4 | 19 | 9.5 |
| 10 IVANOVIC, Vuk..... | 2-0 | 19 9.5 | 6-8 | .750 | 0-0 | .000 | 1-2 | .500 | 5 | 5 | 10 | 5.0 | 2 | 0 | 2 | 3 | 1 | 1 | 13 | 6.5 |
| 24 MURDOCK, Ben..... | 2-2 | 51 25.5 | 5-9 | .556 | 1-3 | .333 | 1-2 | .500 | 0 | 9 | 9 | 4.5 | 5 | 0 | 15 | 3 | 0 | 3 | 12 | 6.0 |
| 20 BURGESS, Sam..... | 2-2 | 43 21.5 | 4-12 | .333 | 2-5 | .400 | 1-1 | 1.000 | 1 | 5 | 6 | 3.0 | 2 | 0 | 5 | 2 | 1 | 0 | 11 | 5.5 |
| 41 COLLINSWORTH, Chris | 2-0 | 31 15.5 | 3-5 | .600 | 0-1 | .000 | 4-5 | .800 | 3 | 8 | 11 | 5.5 | 4 | 0 | 0 | 4 | 0 | 1 | 10 | 5.0 |
| 54 MILES, Chris..... | 2-0 | 17 8.5 | 1-5 | .200 | 0-0 | .000 | 1-2 | .500 | 2 | 6 | 8 | 4.0 | 4 | 0 | 0 | 2 | 1 | 0 | 3 | 1.5 |
| 14 MARTINEAU, Nick.... | 2-0 | 21 10.5 | 1-2 | .500 | 0-0 | .000 | 0-0 | .000 | 0 | 3 | 3 | 1.5 | 3 | 0 | 1 | 3 | 0 | 0 | 2 | 1.0 |
| 05 ROSE, Archie..... | 2-0 | 9 4.5 | 0-0 | .000 | 0-0 | .000 | 1-2 | .500 | 0 | 0 | 0 | 0.0 | 0 | 0 | 2 | 2 | 0 | 2 | 1 | 0.5 |
| 01 LOYD, JR., Michael. | 1-0 | 11 11.0 | 0-3 | .000 | 0-1 | .000 | 0-0 | .000 | 0 | 3 | 3 | 3.0 | 1 | 0 | 0 | 2 | 0 | 0 | 0 | 0.0 |
| Team..... | | | | | | | | | 5 | 4 | 9 | 4.5 | 0 | | 0 | | | | | |
| Total..... | 2 | 400 | 57-119 | .479 | 16-42 | .381 | 22-35 | .629 | 25 | 71 | 96 | 48.0 | 31 | 0 | 42 | 32 | 4 | 13 | 152 | 76.0 |
| Opponents..... | 2 | 400 | 34-126 | .270 | 9-43 | .209 | 11-17 | .647 | 24 | 43 | 67 | 33.5 | 34 | - | 21 | 29 | 4 | 10 | 88 | 44.0 |

| TEAM STATISTICS | BY | OPP | DATE | OPPONENT | W/L | SCORE | ATTEND |
|-------------------------|--------|--------|----------------------------|---------------------|-----|-------|--------|
| SCORING..... | 152 | 88 | 11/10/07 | at Long Beach State | W | 74-34 | 2777 |
| Points per game..... | 76.0 | 44.0 | 12/1/07 | at Portland | W | 78-54 | 3508 |
| Scoring margin..... | +32.0 | - | + = Las Vegas Invitational | | | | |
| FIELD GOALS-ATT..... | 57-119 | 34-126 | * = Conference game | | | | |
| Field goal pct..... | .479 | .270 | | | | | |
| 3 POINT FG-ATT..... | 16-42 | 9-43 | | | | | |
| 3-point FG pct..... | .381 | .209 | | | | | |
| 3-pt FG made per game.. | 8.0 | 4.5 | | | | | |
| FREE THROWS-ATT..... | 22-35 | 11-17 | | | | | |
| Free throw pct..... | .629 | .647 | | | | | |
| REBOUNDS..... | 96 | 67 | | | | | |
| Rebounds per game..... | 48.0 | 33.5 | | | | | |
| Rebounding margin..... | +14.5 | - | | | | | |
| ASSISTS..... | 42 | 21 | | | | | |
| Assists per game..... | 21.0 | 10.5 | | | | | |
| TURNOVERS..... | 32 | 29 | | | | | |
| Turnovers per game..... | 16.0 | 14.5 | | | | | |
| Turnover margin..... | -1.5 | - | | | | | |
| Assist/turnover ratio.. | 1.3 | 0.7 | | | | | |
| STEALS..... | 13 | 10 | | | | | |
| Steals per game..... | 6.5 | 5.0 | | | | | |
| BLOCKS..... | 4 | 4 | | | | | |
| Blocks per game..... | 2.0 | 2.0 | | | | | |
| WINNING STREAK..... | 2 | - | | | | | |
| Home win streak..... | 0 | - | | | | | |
| ATTENDANCE..... | 0 | 6285 | | | | | |
| Home games-Avg/Game.... | 0-0 | 2-3142 | | | | | |
| Neutral site-Avg/Game.. | - | 0-0 | | | | | |

| SCORE BY PERIODS: | 1st | 2nd | Total |
|-------------------|-----|-----|-------|
| BYU Cougars..... | 71 | 81 | - 152 |
| Opponents..... | 33 | 55 | - 88 |

BYU Cougars
BYU Cougars Combined Team Statistics (as of Dec 10, 2007)
Neutral site games

| | | | | |
|----------------------------|----------------|--------------|--------------|----------------|
| RECORD: | OVERALL | HOME | AWAY | NEUTRAL |
| ALL GAMES..... | (1-2) | (0-0) | (0-0) | (1-2) |
| CONFERENCE..... | (0-0) | (0-0) | (0-0) | (0-0) |
| NON-CONFERENCE..... | (1-2) | (0-0) | (0-0) | (1-2) |

| ## Player | GP-GS | Min--Avg | ---TOTAL--- | | ---3-PTS--- | | ----REBOUNDS---- | | | | | | | | PF | FO | A | TO | Blk | Stl | Pts | Avg |
|------------------------|-------|----------|-------------|------|-------------|------|------------------|-------|-----|-----|-----|------|----|---|----|----|---|----|-----|------|-----|-----|
| | | | FG-FGA | Pct | 3FG-FGA | Pct | FT-FTA | Pct | Off | Def | Tot | Avg | | | | | | | | | | |
| 44 PLAISTED, Trent.... | 3-3 | 103 34.3 | 27-49 | .551 | 0-0 | .000 | 8-16 | .500 | 10 | 27 | 37 | 12.3 | 3 | 0 | 5 | 11 | 3 | 0 | 62 | 20.7 | | |
| 45 TAVERNARI, Jonathan | 3-3 | 105 35.0 | 19-53 | .358 | 13-33 | .394 | 4-4 | 1.000 | 4 | 11 | 15 | 5.0 | 5 | 0 | 1 | 8 | 1 | 5 | 55 | 18.3 | | |
| 30 CUMMARD, Lee..... | 3-3 | 68 22.7 | 12-24 | .500 | 2-8 | .250 | 2-2 | 1.000 | 3 | 9 | 12 | 4.0 | 14 | 2 | 3 | 9 | 1 | 1 | 28 | 9.3 | | |
| 20 BURGESS, Sam..... | 3-3 | 103 34.3 | 7-18 | .389 | 4-10 | .400 | 7-9 | .778 | 4 | 6 | 10 | 3.3 | 10 | 1 | 6 | 5 | 1 | 2 | 25 | 8.3 | | |
| 24 MURDOCK, Ben..... | 3-3 | 106 35.3 | 5-14 | .357 | 3-11 | .273 | 4-4 | 1.000 | 0 | 5 | 5 | 1.7 | 11 | 0 | 9 | 7 | 1 | 0 | 17 | 5.7 | | |
| 41 COLLINSWORTH, Chris | 3-0 | 47 15.7 | 2-4 | .500 | 0-0 | .000 | 2-2 | 1.000 | 4 | 8 | 12 | 4.0 | 8 | 0 | 0 | 3 | 0 | 1 | 6 | 2.0 | | |
| 10 IVANOVIC, Vuk..... | 3-0 | 17 5.7 | 1-3 | .333 | 0-0 | .000 | 4-5 | .800 | 2 | 1 | 3 | 1.0 | 3 | 0 | 1 | 2 | 0 | 0 | 6 | 2.0 | | |
| 32 FREDETTE, Jimmer... | 3-0 | 30 10.0 | 1-6 | .167 | 1-6 | .167 | 0-1 | .000 | 0 | 0 | 0 | 0.0 | 3 | 0 | 1 | 1 | 0 | 0 | 3 | 1.0 | | |
| 05 ROSE, Archie..... | 1-0 | 1 1.0 | 0-0 | .000 | 0-0 | .000 | 0-0 | .000 | 0 | 0 | 0 | 0.0 | 0 | 0 | 0 | 0 | 0 | 0 | 0 | 0.0 | | |
| 54 MILES, Chris..... | 2-0 | 6 3.0 | 0-0 | .000 | 0-0 | .000 | 0-0 | .000 | 1 | 0 | 1 | 0.5 | 3 | 0 | 2 | 0 | 0 | 0 | 0 | 0.0 | | |
| 01 LOYD, JR., Michael. | 3-0 | 14 4.7 | 0-1 | .000 | 0-1 | .000 | 0-2 | .000 | 0 | 0 | 0 | 0.0 | 1 | 0 | 3 | 0 | 0 | 0 | 0 | 0.0 | | |
| TEAM..... | | | | | | | | | 10 | 4 | 14 | 4.7 | 0 | | | 0 | | | | | | |
| Total..... | 3 | 600 | 74-172 | .430 | 23-69 | .333 | 31-45 | .689 | 38 | 71 | 109 | 36.3 | 61 | 3 | 31 | 46 | 7 | 9 | 202 | 67.3 | | |
| Opponents..... | 3 | 598 | 78-172 | .453 | 10-42 | .238 | 51-70 | .729 | 43 | 72 | 115 | 38.3 | 50 | - | 22 | 38 | 5 | 20 | 217 | 72.3 | | |

| TEAM STATISTICS | BY | OPP | DATE | OPPONENT | W/L | SCORE | ATTEND |
|-------------------------|--------|--------|----------------------------|----------------------------------|-----|-------|--------|
| SCORING..... | 202 | 217 | +11/23/07 | vs No. 6 Louisville | W | 78-76 | 4950 |
| Points per game..... | 67.3 | 72.3 | +11/24/07 | vs No. 1 North Carolina | L | 63-73 | 5500 |
| Scoring margin..... | -5.0 | - | 12/08/07 | vs No. 9 Michigan State Spartans | L | 61-68 | 16412 |
| FIELD GOALS-ATT..... | 74-172 | 78-172 | + = Las Vegas Invitational | | | | |
| Field goal pct..... | .430 | .453 | * = Conference game | | | | |
| 3 POINT FG-ATT..... | 23-69 | 10-42 | | | | | |
| 3-point FG pct..... | .333 | .238 | | | | | |
| 3-pt FG made per game.. | 7.7 | 3.3 | | | | | |
| FREE THROWS-ATT..... | 31-45 | 51-70 | | | | | |
| Free throw pct..... | .689 | .729 | | | | | |
| REBOUNDS..... | 109 | 115 | | | | | |
| Rebounds per game..... | 36.3 | 38.3 | | | | | |
| Rebounding margin..... | -2.0 | - | | | | | |
| ASSISTS..... | 31 | 22 | | | | | |
| Assists per game..... | 10.3 | 7.3 | | | | | |
| TURNOVERS..... | 46 | 38 | | | | | |
| Turnovers per game..... | 15.3 | 12.7 | | | | | |
| Turnover margin..... | -2.7 | - | | | | | |
| Assist/turnover ratio.. | 0.7 | 0.6 | | | | | |
| STEALS..... | 9 | 20 | | | | | |
| Steals per game..... | 3.0 | 6.7 | | | | | |
| BLOCKS..... | 7 | 5 | | | | | |
| Blocks per game..... | 2.3 | 1.7 | | | | | |
| WINNING STREAK..... | 0 | - | | | | | |
| Home win streak..... | 0 | - | | | | | |
| ATTENDANCE..... | 0 | 26862 | | | | | |
| Home games-Avg/Game.... | 0-0 | 0-0 | | | | | |
| Neutral site-Avg/Game.. | - | 3-8954 | | | | | |

| SCORE BY PERIODS: | 1st | 2nd | Total |
|-------------------|-----|-----|-------|
| BYU Cougars..... | 107 | 95 | - 202 |
| Opponents..... | 100 | 117 | - 217 |

BYU Cougars
BYU Cougars Category Leaders (as of Dec 15, 2007)
All games

| FG PERCENTAGE | FG ATT | Pct |
|----------------------|--------|------|
| CUMMARD, Lee..... | 66 105 | .629 |
| PLAISTED, Trent..... | 74 123 | .602 |
| IVANOVIC, Vuk..... | 15 26 | .577 |
| ROSE, Archie..... | 3 6 | .500 |
| BURGESS, Sam..... | 33 74 | .446 |
| LOYD, JR., Michael.. | 10 23 | .435 |
| MARTINEAU, Nick..... | 3 7 | .429 |
| MURDOCK, Ben..... | 17 41 | .415 |
| FREDETTE, Jimmer.... | 24 58 | .414 |
| TAVERNARI, Jonathan. | 56 144 | .389 |
| COLLINSWORTH, Chris. | 12 31 | .387 |
| MILES, Chris..... | 5 14 | .357 |

| FIELD GOAL ATTEMPTS | G | Att | Att/G |
|----------------------|----|-----|-------|
| TAVERNARI, Jonathan. | 11 | 144 | 13.1 |
| PLAISTED, Trent..... | 11 | 123 | 11.2 |
| CUMMARD, Lee..... | 11 | 105 | 9.5 |
| BURGESS, Sam..... | 11 | 74 | 6.7 |
| FREDETTE, Jimmer.... | 11 | 58 | 5.3 |

| FIELD GOALS MADE | G | Made | Made/G |
|----------------------|----|------|--------|
| PLAISTED, Trent..... | 11 | 74 | 6.7 |
| CUMMARD, Lee..... | 11 | 66 | 6.0 |
| TAVERNARI, Jonathan. | 11 | 56 | 5.1 |
| BURGESS, Sam..... | 11 | 33 | 3.0 |
| FREDETTE, Jimmer.... | 11 | 24 | 2.2 |

| 3-POINT PERCENTAGE | 3FG ATT | Pct |
|----------------------|---------|------|
| MARTINEAU, Nick..... | 1 2 | .500 |
| CUMMARD, Lee..... | 18 38 | .474 |
| BURGESS, Sam..... | 19 41 | .463 |
| TAVERNARI, Jonathan. | 31 83 | .373 |
| FREDETTE, Jimmer.... | 13 35 | .371 |
| LOYD, JR., Michael.. | 4 11 | .364 |
| MURDOCK, Ben..... | 8 28 | .286 |
| COLLINSWORTH, Chris. | 1 8 | .125 |
| ROSE, Archie..... | 0 2 | .000 |

| 3-POINT FG ATTEMPTS | G | Att | Att/G |
|----------------------|----|-----|-------|
| TAVERNARI, Jonathan. | 11 | 83 | 7.5 |
| BURGESS, Sam..... | 11 | 41 | 3.7 |
| CUMMARD, Lee..... | 11 | 38 | 3.5 |
| FREDETTE, Jimmer.... | 11 | 35 | 3.2 |
| MURDOCK, Ben..... | 11 | 28 | 2.5 |

| 3-POINT FGS MADE | G | Made | Made/G |
|----------------------|----|------|--------|
| TAVERNARI, Jonathan. | 11 | 31 | 2.8 |
| BURGESS, Sam..... | 11 | 19 | 1.7 |
| CUMMARD, Lee..... | 11 | 18 | 1.6 |
| FREDETTE, Jimmer.... | 11 | 13 | 1.2 |
| MURDOCK, Ben..... | 11 | 8 | 0.7 |

| FT PERCENTAGE | FT ATT | Pct |
|----------------------|--------|------|
| CUMMARD, Lee..... | 20 23 | .870 |
| BURGESS, Sam..... | 18 21 | .857 |
| FREDETTE, Jimmer.... | 10 12 | .833 |
| TAVERNARI, Jonathan. | 12 15 | .800 |
| MURDOCK, Ben..... | 6 8 | .750 |
| LOYD, JR., Michael.. | 7 10 | .700 |
| IVANOVIC, Vuk..... | 12 18 | .667 |
| MILES, Chris..... | 9 14 | .643 |
| PLAISTED, Trent..... | 50 85 | .588 |
| COLLINSWORTH, Chris. | 10 19 | .526 |
| ROSE, Archie..... | 2 4 | .500 |

| FREE THROW ATTEMPTS | G | Att | Att/G |
|----------------------|----|-----|-------|
| PLAISTED, Trent..... | 11 | 85 | 7.7 |
| CUMMARD, Lee..... | 11 | 23 | 2.1 |
| BURGESS, Sam..... | 11 | 21 | 1.9 |
| COLLINSWORTH, Chris. | 11 | 19 | 1.7 |
| IVANOVIC, Vuk..... | 11 | 18 | 1.6 |

| FREE THROWS MADE | G | Made | Made/G |
|----------------------|----|------|--------|
| PLAISTED, Trent..... | 11 | 50 | 4.5 |
| CUMMARD, Lee..... | 11 | 20 | 1.8 |
| BURGESS, Sam..... | 11 | 18 | 1.6 |
| TAVERNARI, Jonathan. | 11 | 12 | 1.1 |
| IVANOVIC, Vuk..... | 11 | 12 | 1.1 |

| POINTS | G | Pts | Pts/G |
|----------------------|----|-----|-------|
| PLAISTED, Trent..... | 11 | 198 | 18.0 |
| CUMMARD, Lee..... | 11 | 170 | 15.5 |
| TAVERNARI, Jonathan. | 11 | 155 | 14.1 |
| BURGESS, Sam..... | 11 | 103 | 9.4 |
| FREDETTE, Jimmer.... | 11 | 71 | 6.5 |
| MURDOCK, Ben..... | 11 | 48 | 4.4 |
| IVANOVIC, Vuk..... | 11 | 42 | 3.8 |
| COLLINSWORTH, Chris. | 11 | 35 | 3.2 |
| LOYD, JR., Michael.. | 10 | 31 | 3.1 |
| MILES, Chris..... | 10 | 19 | 1.9 |
| ROSE, Archie..... | 8 | 8 | 1.0 |
| MARTINEAU, Nick..... | 8 | 7 | 0.9 |

| SCORING AVERAGE | G | Pts | Avg/G |
|----------------------|----|-----|-------|
| PLAISTED, Trent..... | 11 | 198 | 18.0 |
| CUMMARD, Lee..... | 11 | 170 | 15.5 |
| TAVERNARI, Jonathan. | 11 | 155 | 14.1 |
| BURGESS, Sam..... | 11 | 103 | 9.4 |
| FREDETTE, Jimmer.... | 11 | 71 | 6.5 |
| MURDOCK, Ben..... | 11 | 48 | 4.4 |
| IVANOVIC, Vuk..... | 11 | 42 | 3.8 |
| COLLINSWORTH, Chris. | 11 | 35 | 3.2 |
| LOYD, JR., Michael.. | 10 | 31 | 3.1 |
| MILES, Chris..... | 10 | 19 | 1.9 |
| ROSE, Archie..... | 8 | 8 | 1.0 |
| MARTINEAU, Nick..... | 8 | 7 | 0.9 |

BYU Cougars
 BYU Cougars Category Leaders (as of Dec 15, 2007)
 All games

| REBOUNDS | G | Reb | Reb/G |
|----------------------|----|-----|-------|
| PLAISTED, Trent..... | 11 | 108 | 9.8 |
| CUMMARD, Lee..... | 11 | 67 | 6.1 |
| TAVERNARI, Jonathan. | 11 | 58 | 5.3 |
| COLLINSWORTH, Chris. | 11 | 54 | 4.9 |
| BURGESS, Sam..... | 11 | 35 | 3.2 |

| REBOUND AVERAGE | G | Reb | Avg/G |
|----------------------|----|-----|-------|
| PLAISTED, Trent..... | 11 | 108 | 9.8 |
| CUMMARD, Lee..... | 11 | 67 | 6.1 |
| TAVERNARI, Jonathan. | 11 | 58 | 5.3 |
| COLLINSWORTH, Chris. | 11 | 54 | 4.9 |
| BURGESS, Sam..... | 11 | 35 | 3.2 |

| OFFENSIVE REBOUNDS | G | No. | Avg/G |
|----------------------|----|-----|-------|
| PLAISTED, Trent..... | 11 | 28 | 2.5 |
| CUMMARD, Lee..... | 11 | 21 | 1.9 |
| COLLINSWORTH, Chris. | 11 | 17 | 1.5 |
| IVANOVIC, Vuk..... | 11 | 15 | 1.4 |
| TAVERNARI, Jonathan. | 11 | 11 | 1.0 |

| DEFENSIVE REBOUNDS | G | No. | Avg/G |
|----------------------|----|-----|-------|
| PLAISTED, Trent..... | 11 | 80 | 7.3 |
| TAVERNARI, Jonathan. | 11 | 47 | 4.3 |
| CUMMARD, Lee..... | 11 | 46 | 4.2 |
| COLLINSWORTH, Chris. | 11 | 37 | 3.4 |
| BURGESS, Sam..... | 11 | 28 | 2.5 |

| FOULS | G | No. | Per/G |
|----------------------|----|-----|-------|
| CUMMARD, Lee..... | 11 | 30 | 2.7 |
| BURGESS, Sam..... | 11 | 28 | 2.5 |
| MURDOCK, Ben..... | 11 | 28 | 2.5 |
| COLLINSWORTH, Chris. | 11 | 26 | 2.4 |
| PLAISTED, Trent..... | 11 | 20 | 1.8 |
| TAVERNARI, Jonathan. | 11 | 20 | 1.8 |

| FOULOUTS | G | No. |
|-------------------|----|-----|
| CUMMARD, Lee..... | 11 | 2 |
| BURGESS, Sam..... | 11 | 1 |

| ASSISTS | G | No. | A/G |
|----------------------|----|-----|-----|
| MURDOCK, Ben..... | 11 | 50 | 4.5 |
| CUMMARD, Lee..... | 11 | 37 | 3.4 |
| BURGESS, Sam..... | 11 | 27 | 2.5 |
| PLAISTED, Trent..... | 11 | 26 | 2.4 |
| LOYD, JR., Michael.. | 10 | 16 | 1.6 |
| FREDETTE, Jimmer.... | 11 | 16 | 1.5 |

| STEALS | G | No. | S/G |
|----------------------|----|-----|-----|
| FREDETTE, Jimmer.... | 11 | 14 | 1.3 |
| TAVERNARI, Jonathan. | 11 | 14 | 1.3 |
| CUMMARD, Lee..... | 11 | 13 | 1.2 |
| BURGESS, Sam..... | 11 | 8 | 0.7 |
| MURDOCK, Ben..... | 11 | 7 | 0.6 |

| BLOCKED SHOTS | G | No. | Blk/G |
|----------------------|----|-----|-------|
| PLAISTED, Trent..... | 11 | 12 | 1.1 |
| CUMMARD, Lee..... | 11 | 8 | 0.7 |
| TAVERNARI, Jonathan. | 11 | 6 | 0.5 |
| IVANOVIC, Vuk..... | 11 | 4 | 0.4 |
| COLLINSWORTH, Chris. | 11 | 3 | 0.3 |
| MILES, Chris..... | 10 | 3 | 0.3 |

| MINUTES | G | No. | Min/G |
|----------------------|----|-----|-------|
| MURDOCK, Ben..... | 11 | 312 | 28.4 |
| CUMMARD, Lee..... | 11 | 307 | 27.9 |
| PLAISTED, Trent..... | 11 | 307 | 27.9 |
| TAVERNARI, Jonathan. | 11 | 298 | 27.1 |
| BURGESS, Sam..... | 11 | 291 | 26.5 |

| TURNOVERS | G | No. | TO/G |
|----------------------|----|-----|------|
| PLAISTED, Trent..... | 11 | 29 | 2.6 |
| CUMMARD, Lee..... | 11 | 28 | 2.5 |
| TAVERNARI, Jonathan. | 11 | 22 | 2.0 |
| MURDOCK, Ben..... | 11 | 17 | 1.5 |
| BURGESS, Sam..... | 11 | 15 | 1.4 |
| COLLINSWORTH, Chris. | 11 | 15 | 1.4 |

BYU Cougars
BYU Cougars Overall/Conference Statistics (as of Dec 15, 2007)
All games

| SUMMARY | -----OVERALL STATISTICS----- | | | | | | | | | | -----CONFERENCE STATISTICS----- | | | | | | | | | | |
|-----------------------|------------------------------|-------|------|------|------|------|------|-----|-----|-------|---------------------------------|-------|------|------|------|-----|-----|-----|-----|-------|--|
| | GP-GS | Min/G | FG% | 3PT% | FT% | R/G | A/G | STL | BLK | PTS/G | GP-GS | Min/G | FG% | 3PT% | FT% | R/G | A/G | STL | BLK | PTS/G | |
| PLAISTED, Trent..... | 11-11 | 27.9 | .602 | .000 | .588 | 9.8 | 2.4 | 3 | 12 | 18.0 | | | | | | | | | | | |
| CUMMARD, Lee..... | 11-11 | 27.9 | .629 | .474 | .870 | 6.1 | 3.4 | 13 | 8 | 15.5 | | | | | | | | | | | |
| TAVERNARI, Jonathan.. | 11-9 | 27.1 | .389 | .373 | .800 | 5.3 | 0.8 | 14 | 6 | 14.1 | | | | | | | | | | | |
| BURGESS, Sam..... | 11-11 | 26.5 | .446 | .463 | .857 | 3.2 | 2.5 | 8 | 2 | 9.4 | | | | | | | | | | | |
| FREDETTE, Jimmer.... | 11-0 | 17.0 | .414 | .371 | .833 | 0.6 | 1.5 | 14 | 0 | 6.5 | | | | | | | | | | | |
| MURDOCK, Ben..... | 11-11 | 28.4 | .415 | .286 | .750 | 2.3 | 4.5 | 7 | 1 | 4.4 | | | | | | | | | | | |
| IVANOVIC, Vuk..... | 11-0 | 8.0 | .577 | .000 | .667 | 3.0 | 0.4 | 2 | 4 | 3.8 | | | | | | | | | | | |
| COLLINSWORTH, Chris.. | 11-2 | 16.5 | .387 | .125 | .526 | 4.9 | 0.5 | 2 | 3 | 3.2 | | | | | | | | | | | |
| LOYD, JR., Michael.. | 10-0 | 9.5 | .435 | .364 | .700 | 1.0 | 1.6 | 3 | 1 | 3.1 | | | | | | | | | | | |
| MILES, Chris..... | 10-0 | 5.4 | .357 | .000 | .643 | 1.4 | 0.3 | 3 | 3 | 1.9 | | | | | | | | | | | |
| ROSE, Archie..... | 8-0 | 3.4 | .500 | .000 | .500 | 0.6 | 0.5 | 2 | 0 | 1.0 | | | | | | | | | | | |
| MARTINEAU, Nick..... | 8-0 | 6.6 | .429 | .500 | .000 | 0.8 | 0.9 | 1 | 0 | 0.9 | | | | | | | | | | | |
| Total..... | 11 | | .488 | .383 | .681 | 42.2 | 18.6 | 72 | 40 | 80.6 | 0 | | .000 | .000 | .000 | 0.0 | 0.0 | 0 | 0 | 0.0 | |
| Opponents..... | 11 | | .373 | .295 | .695 | 34.0 | 9.5 | 82 | 16 | 63.5 | 0 | | .000 | .000 | .000 | 0.0 | 0.0 | 0 | 0 | 0.0 | |

| SCORING | -----OVERALL STATISTICS----- | | | | | | | | | | -----CONFERENCE STATISTICS----- | | | | | | | | | | | | | |
|-----------------------|------------------------------|------|---------|------|---------|------|-----|-------|--------|------|---------------------------------|------|--------|------|-----|-------|--------|------|---------|------|--------|-----|-----|-------|
| | FG-FGA | FG% | 3FG-FGA | 3PT% | FT-FTA | FT% | PTS | PTS/G | FG-FGA | FG% | 3FG-FGA | 3PT% | FT-FTA | FT% | PTS | PTS/G | FG-FGA | FG% | 3FG-FGA | 3PT% | FT-FTA | FT% | PTS | PTS/G |
| PLAISTED, Trent..... | 74-123 | .602 | 0-0 | .000 | 50-85 | .588 | 198 | 18.0 | | | | | | | | | | | | | | | | |
| CUMMARD, Lee..... | 66-105 | .629 | 18-38 | .474 | 20-23 | .870 | 170 | 15.5 | | | | | | | | | | | | | | | | |
| TAVERNARI, Jonathan.. | 56-144 | .389 | 31-83 | .373 | 12-15 | .800 | 155 | 14.1 | | | | | | | | | | | | | | | | |
| BURGESS, Sam..... | 33-74 | .446 | 19-41 | .463 | 18-21 | .857 | 103 | 9.4 | | | | | | | | | | | | | | | | |
| FREDETTE, Jimmer.... | 24-58 | .414 | 13-35 | .371 | 10-12 | .833 | 71 | 6.5 | | | | | | | | | | | | | | | | |
| MURDOCK, Ben..... | 17-41 | .415 | 8-28 | .286 | 6-8 | .750 | 48 | 4.4 | | | | | | | | | | | | | | | | |
| IVANOVIC, Vuk..... | 15-26 | .577 | 0-0 | .000 | 12-18 | .667 | 42 | 3.8 | | | | | | | | | | | | | | | | |
| COLLINSWORTH, Chris.. | 12-31 | .387 | 1-8 | .125 | 10-19 | .526 | 35 | 3.2 | | | | | | | | | | | | | | | | |
| LOYD, JR., Michael.. | 10-23 | .435 | 4-11 | .364 | 7-10 | .700 | 31 | 3.1 | | | | | | | | | | | | | | | | |
| MILES, Chris..... | 5-14 | .357 | 0-0 | .000 | 9-14 | .643 | 19 | 1.9 | | | | | | | | | | | | | | | | |
| ROSE, Archie..... | 3-6 | .500 | 0-2 | .000 | 2-4 | .500 | 8 | 1.0 | | | | | | | | | | | | | | | | |
| MARTINEAU, Nick..... | 3-7 | .429 | 1-2 | .500 | 0-0 | .000 | 7 | 0.9 | | | | | | | | | | | | | | | | |
| Total..... | 318-652 | .488 | 95-248 | .383 | 156-229 | .681 | 887 | 80.6 | 0-0 | .000 | 0-0 | .000 | 0-0 | .000 | 0 | 0.0 | 0-0 | .000 | 0 | 0.0 | | | | |
| Opponents..... | 250-671 | .373 | 57-193 | .295 | 141-203 | .695 | 698 | 63.5 | 0-0 | .000 | 0-0 | .000 | 0-0 | .000 | 0 | 0.0 | 0-0 | .000 | 0 | 0.0 | | | | |

| TOTALS | -----OVERALL STATISTICS----- | | | | | | | | | | -----CONFERENCE STATISTICS----- | | | | | | | | | | | | | |
|-----------------------|------------------------------|-------|-------|-----|----|-----|-----|------|-----|-----|---------------------------------|-------|-------|----|----|---|----|------|----|-----|--|--|--|---|
| | O-REB | D-REB | TOTAL | PF | FO | A | TO | A/TO | Hi | Pts | O-REB | D-REB | TOTAL | PF | FO | A | TO | A/TO | Hi | Pts | | | | |
| PLAISTED, Trent..... | 28 | 80 | 108 | 20 | 0 | 26 | 29 | 0.9 | 24 | | | | | | | | | | | | | | | |
| CUMMARD, Lee..... | 21 | 46 | 67 | 30 | 2 | 37 | 28 | 1.3 | 27 | | | | | | | | | | | | | | | |
| TAVERNARI, Jonathan.. | 11 | 47 | 58 | 20 | 0 | 9 | 22 | 0.4 | 29 | | | | | | | | | | | | | | | |
| BURGESS, Sam..... | 7 | 28 | 35 | 28 | 1 | 27 | 15 | 1.8 | 18 | | | | | | | | | | | | | | | |
| FREDETTE, Jimmer.... | 3 | 4 | 7 | 12 | 0 | 16 | 13 | 1.2 | 19 | | | | | | | | | | | | | | | |
| MURDOCK, Ben..... | 0 | 25 | 25 | 28 | 0 | 50 | 17 | 2.9 | 8 | | | | | | | | | | | | | | | |
| IVANOVIC, Vuk..... | 15 | 18 | 33 | 15 | 0 | 4 | 12 | 0.3 | 10 | | | | | | | | | | | | | | | |
| COLLINSWORTH, Chris.. | 17 | 37 | 54 | 26 | 0 | 6 | 15 | 0.4 | 9 | | | | | | | | | | | | | | | |
| LOYD, JR., Michael.. | 2 | 8 | 10 | 3 | 0 | 16 | 14 | 1.1 | 15 | | | | | | | | | | | | | | | |
| MILES, Chris..... | 4 | 10 | 14 | 14 | 0 | 3 | 7 | 0.4 | 8 | | | | | | | | | | | | | | | |
| ROSE, Archie..... | 1 | 4 | 5 | 3 | 0 | 4 | 3 | 1.3 | 2 | | | | | | | | | | | | | | | |
| MARTINEAU, Nick..... | 2 | 4 | 6 | 9 | 0 | 7 | 4 | 1.8 | 3 | | | | | | | | | | | | | | | |
| Total..... | 136 | 328 | 464 | 208 | 3 | 205 | 179 | 1.1 | 100 | 0 | 0 | 0 | 0 | 0 | 0 | 0 | 0 | 0 | 0 | 0.0 | | | | 0 |
| Opponents..... | 132 | 242 | 374 | 214 | - | 105 | 171 | 0.6 | 76 | 0 | 0 | 0 | 0 | 0 | 0 | 0 | 0 | 0 | 0 | 0.0 | | | | 0 |

BYU Cougars
BYU Cougars Team Game-by-Game (as of Dec 15, 2007)
All games

TEAM STATISTICS

| Opponent | Date | Score | W/L | ---TOTAL--- | | | --3-PTRS-- | | | ---REBOUNDS--- | | | | | | | Pts---Avg | | | |
|-----------------------|----------|--------|-----|-------------|------|---------|------------|---------|------|----------------|-----|-----|------|-----|-----|-----|-----------|-----|-----|------|
| | | | | FG-FGA | Pct | 3FG-FGA | Pct | FT-FTA | Pct | Off | Def | Tot | Avg | PF | A | TO | | Blk | Stl | |
| at Long Beach State | 11/10/07 | 74-34 | W | 27-62 | .435 | 7-20 | .350 | 13-19 | .684 | 15 | 40 | 55 | 55.0 | 16 | 19 | 18 | 1 | 6 | 74 | 74.0 |
| IDAHO STATE | 11/14/07 | 90-69 | W | 31-59 | .525 | 12-25 | .480 | 16-22 | .727 | 9 | 24 | 33 | 44.0 | 22 | 24 | 13 | 1 | 8 | 90 | 82.0 |
| JACKSON STATE | 11/16/07 | 100-61 | W | 36-65 | .554 | 6-15 | .400 | 22-28 | .786 | 14 | 35 | 49 | 45.7 | 21 | 25 | 13 | 7 | 14 | 100 | 88.0 |
| HARTFORD | 11/20/07 | 97-73 | W | 29-48 | .604 | 13-22 | .591 | 26-32 | .813 | 9 | 29 | 38 | 43.8 | 17 | 19 | 19 | 0 | 7 | 97 | 90.2 |
| vs No. 6 Louisville | 11/23/07 | 78-76 | W | 28-63 | .444 | 7-22 | .318 | 15-20 | .750 | 12 | 25 | 37 | 42.4 | 20 | 12 | 10 | 1 | 4 | 78 | 87.8 |
| vs No. 1 North Caroli | 11/24/07 | 63-73 | L | 25-62 | .403 | 7-23 | .304 | 6-9 | .667 | 14 | 29 | 43 | 42.5 | 24 | 6 | 21 | 2 | 4 | 63 | 83.7 |
| at Portland | 12/01/07 | 78-54 | W | 30-57 | .526 | 9-22 | .409 | 9-16 | .563 | 10 | 31 | 41 | 42.3 | 15 | 23 | 14 | 3 | 7 | 78 | 82.9 |
| WEBER STATE | 12/05/07 | 72-57 | W | 24-57 | .421 | 7-24 | .292 | 17-25 | .680 | 11 | 32 | 43 | 42.4 | 20 | 17 | 13 | 8 | 8 | 72 | 72.0 |
| vs No. 9 Michigan Sta | 12/08/07 | 61-68 | L | 21-47 | .447 | 9-24 | .375 | 10-16 | .625 | 12 | 17 | 29 | 40.9 | 17 | 13 | 15 | 4 | 1 | 61 | 79.2 |
| LAMAR | 12/12/07 | 88-66 | W | 30-67 | .448 | 11-28 | .393 | 17-30 | .567 | 17 | 33 | 50 | 41.8 | 20 | 23 | 14 | 4 | 4 | 88 | 80.1 |
| PEPPERDINE | 12/15/07 | 86-67 | W | 37-65 | .569 | 7-23 | .304 | 5-12 | .417 | 13 | 33 | 46 | 42.2 | 16 | 24 | 29 | 9 | 9 | 86 | 80.6 |
| BYU Cougars | | 887 | | 318-652 | .488 | 95-248 | .383 | 156-229 | .681 | 136 | 328 | 464 | 42.2 | 208 | 205 | 179 | 40 | 72 | 887 | 80.6 |
| Opponents | | 698 | | 250-671 | .373 | 57-193 | .295 | 141-203 | .695 | 132 | 242 | 374 | 34.0 | 214 | 105 | 171 | 16 | 82 | 698 | 63.5 |

Games played: 11
Points/game: 80.6
FG Pct: 48.8
3FG Pct: 38.3
FT Pct: 68.1

Rebounds/game: 42.2
Assists/game: 18.6
Turnovers/game: 16.3
Assist/turnover ratio: 1.1
Steals/game: 6.5
Blocks/game: 3.6

BYU Cougars
BYU Cougars Opponent Game-by-Game (as of Dec 15, 2007)
All games

OPPONENT STATISTICS

| Opponent | Date | Score | W/L | ---TOTAL--- | | --3-PTRS-- | | FT-FTA | | ---REBOUNDS--- | | | | PF | A | TO | Blk | Stl | Pts | ---Avg | | |
|-----------------------|----------|--------|-----|-------------|------------|----------------|-------------|---------------|-------------|----------------|-------------|------------|------------|------------|-------------|------------|------------|------------|-----------|-----------|------------|-------------|
| | | | | FG-FGA | Pct | 3FG-FGA | Pct | Pct | Pct | Off | Def | Tot | Avg | | | | | | | | | |
| at Long Beach State | 11/10/07 | 74-34 | W | 13-68 | .191 | 2-22 | .091 | 6-9 | .667 | 17 | 23 | 40 | 40.0 | 18 | 6 | 15 | 3 | 5 | 34 | 34.0 | | |
| IDAHO STATE | 11/14/07 | 90-69 | W | 23-53 | .434 | 5-14 | .357 | 18-23 | .783 | 8 | 23 | 31 | 35.5 | 22 | 9 | 17 | 1 | 6 | 69 | 51.5 | | |
| JACKSON STATE | 11/16/07 | 100-61 | W | 23-69 | .333 | 7-21 | .333 | 8-16 | .500 | 16 | 18 | 34 | 35.0 | 20 | 13 | 18 | 0 | 6 | 61 | 54.7 | | |
| HARTFORD | 11/20/07 | 97-73 | W | 26-58 | .448 | 11-25 | .440 | 10-18 | .556 | 7 | 12 | 19 | 31.0 | 23 | 12 | 16 | 0 | 11 | 73 | 59.2 | | |
| vs No. 6 Louisville | 11/23/07 | 78-76 | W | 28-55 | .509 | 5-17 | .294 | 15-24 | .625 | 12 | 27 | 39 | 32.6 | 20 | 6 | 16 | 0 | 4 | 76 | 62.6 | | |
| vs No. 1 North Caroli | 11/24/07 | 63-73 | L | 24-59 | .407 | 2-11 | .182 | 23-30 | .767 | 13 | 26 | 39 | 33.7 | 13 | 6 | 10 | 3 | 9 | 73 | 64.3 | | |
| at Portland | 12/01/07 | 78-54 | W | 21-58 | .362 | 7-21 | .333 | 5-8 | .625 | 7 | 20 | 27 | 32.7 | 16 | 15 | 14 | 1 | 5 | 54 | 62.9 | | |
| WEBER STATE | 12/05/07 | 72-57 | W | 20-60 | .333 | 5-16 | .313 | 12-16 | .750 | 10 | 27 | 37 | 33.2 | 24 | 9 | 15 | 1 | 6 | 57 | 61.0 | | |
| vs No. 9 Michigan Sta | 12/08/07 | 61-68 | L | 26-58 | .448 | 3-14 | .214 | 13-16 | .813 | 18 | 19 | 37 | 33.7 | 17 | 10 | 12 | 2 | 7 | 68 | 62.8 | | |
| LAMAR | 12/12/07 | 88-66 | W | 24-63 | .381 | 5-18 | .278 | 13-20 | .650 | 8 | 26 | 34 | 33.7 | 24 | 11 | 14 | 4 | 9 | 66 | 63.1 | | |
| PEPPERDINE | 12/15/07 | 86-67 | W | 22-70 | .314 | 5-14 | .357 | 18-23 | .783 | 16 | 21 | 37 | 34.0 | 17 | 8 | 24 | 1 | 14 | 67 | 63.5 | | |
| Opponents | | | | | 698 | 250-671 | .373 | 57-193 | .295 | 141-203 | .695 | 132 | 242 | 374 | 34.0 | 214 | 105 | 171 | 16 | 82 | 698 | 63.5 |
| BYU Cougars | | | | | 887 | 318-652 | .488 | 95-248 | .383 | 156-229 | .681 | 136 | 328 | 464 | 42.2 | 208 | 205 | 179 | 40 | 72 | 887 | 80.6 |

Games played: 11
Points/game: 63.5
FG Pct: 37.3
3FG Pct: 29.5
FT Pct: 69.5

Rebounds/game: 34.0
Assists/game: 9.5
Turnovers/game: 15.5
Assist/turnover ratio: 0.6
Steals/game: 7.5
Blocks/game: 1.5

BYU Cougars
BYU Cougars Game-by-Game Points-Rebounds-Assists (as of Dec 15, 2007)
All games

| Opponent | Date | Score | WL | 01 | 05 | 10 | 14 | 20 | 24 | 30 | 32 | 41 |
|-------------------------|----------|--------|----|-----------|------------|-----------|-----------|------------|------------|------------|-----------|-----------|
| | | | | LOYD, JR, | ROSE, ARCH | IVANOVIC, | MARTINEAU | BURGESS, S | MURDOCK, B | CUMMARD, L | FREDETTE, | COLLINSWO |
| at Long Beach State | 11/10/07 | 74-34 | W | 0- 3- 0 | 0- 0- 2 | 8- 5- 1 | 2- 2- 0 | 3- 4- 3 | 8- 5- 5 | 15- 9- 2 | 9- 1- 3 | 9- 6- 0 |
| IDAHO STATE | 11/14/07 | 90-69 | W | 0- 0- 0 | 0- 0- 1 | 7- 3- 1 | 3- 0- 3 | 18- 4- 5 | 5- 0- 5 | 13-10- 4 | 10- 0- 1 | 0- 1- 2 |
| JACKSON STATE | 11/16/07 | 100-61 | W | 15- 4- 3 | DNP | 10- 2- 0 | 2- 2- 2 | 7- 5- 1 | 2- 3- 8 | 14- 4- 3 | 7- 2- 4 | 1-10- 1 |
| HARTFORD | 11/20/07 | 97-73 | W | 0- 1- 2 | 2- 2- 1 | 1- 0- 0 | 0- 0- 0 | 13- 5- 2 | 3- 1- 3 | 20- 6- 3 | 19- 0- 2 | 3- 3- 1 |
| vs No. 6 Louisville | 11/23/07 | 78-76 | W | 0- 0- 3 | DNP | 6- 3- 1 | DNP | 4- 3- 1 | 7- 3- 5 | 9- 2- 0 | 0- 0- 0 | 2- 5- 0 |
| vs No. 1 North Carolina | 11/24/07 | 63-73 | L | 0- 0- 0 | 0- 0- 0 | 0- 0- 0 | DNP | 9- 4- 1 | 2- 0- 1 | 10- 8- 1 | 0- 0- 0 | 0- 4- 0 |
| at Portland | 12/01/07 | 78-54 | W | DNP | 1- 0- 0 | 5- 5- 1 | 0- 1- 1 | 8- 2- 2 | 4- 4-10 | 18- 4- 6 | 11- 2- 1 | 1- 5- 0 |
| WEBER STATE | 12/05/07 | 72-57 | W | 3- 0- 3 | 2- 1- 0 | 1- 4- 0 | 0- 0- 0 | 16- 2- 1 | 2- 2- 4 | 14- 6- 3 | 0- 2- 2 | 4- ' |
| vs No. 9 Michigan State | 12/08/07 | 61-68 | L | 0- 0- 0 | DNP | 0- 0- 0 | DNP | 12- 3- 4 | 8- 2- 3 | 9- 2- 2 | 3- 0- 1 | 4- 3- 0 |
| LAMAR | 12/12/07 | 88-66 | W | 5- 0- 2 | 1- 2- 0 | 2- 9- 0 | 0- 1- 1 | 6- 1- 2 | 0- 3- 2 | 27-10- 8 | 7- 0- 2 | 5- 6- 0 |
| PEPPERDINE | 12/15/07 | 86-67 | W | 8- 2- 3 | 2- 0- 0 | 2- 2- 0 | 0- 0- 0 | 7- 2- 5 | 7- 2- 4 | 21- 6- 5 | 5- 0- 0 | 6- 4- 2 |

| Opponent | Date | Score | WL | 44 | 45 | 54 |
|-------------------------|----------|--------|----|-----------|-----------|------------|
| | | | | PLAISTED, | TAVERNARI | MILES, CHR |
| at Long Beach State | 11/10/07 | 74-34 | W | 12- 1- 2 | 6- 9- 1 | 2- 3- 0 |
| IDAHO STATE | 11/14/07 | 90-69 | W | 17- 8- 1 | 17- 4- 1 | 0- 0- 0 |
| JACKSON STATE | 11/16/07 | 100-61 | W | 21- 7- 2 | 13- 4- 1 | 8- 3- 0 |
| HARTFORD | 11/20/07 | 97-73 | W | 16- 7- 5 | 16- 8- 0 | 4- 0- 0 |
| vs No. 6 Louisville | 11/23/07 | 78-76 | W | 21-12- 1 | 29- 7- 1 | DNP |
| vs No. 1 North Carolina | 11/24/07 | 63-73 | L | 24-17- 2 | 18- 4- 0 | 0- 1- 1 |
| at Portland | 12/01/07 | 78-54 | W | 16- 8- 2 | 13- 3- 0 | 1- 5- 0 |
| WEBER STATE | 12/05/07 | 72-57 | W | 14-15- 2 | 14- 3- 2 | 2- 1- |
| vs No. 9 Michigan State | 12/08/07 | 61-68 | L | 17- 8- 2 | 8- 4- 0 | 0- 0- 1 |
| LAMAR | 12/12/07 | 88-66 | W | 22- 7- 5 | 11- 8- 1 | 2- 1- 0 |
| PEPPERDINE | 12/15/07 | 86-67 | W | 18-18- 2 | 10- 4- 2 | 0- 0- 1 |

BYU Cougars
BYU Cougars Game-by-Game Highs (as of Dec 15, 2007)
All games

| Opponent | Date | Score | WL | POINTS | REBOUNDS | ASSISTS | STEALS | BLOCKED SHOTS |
|-------------------------|----------|--------|----|------------------|---------------------------------|--------------------------------|---|---|
| at Long Beach State | 11/10/07 | 74-34 | W | 15-CUMMARD, Lee | 9-TAVERNARI, Jo CUMMARD, Lee | 5-MURDOCK, Ben | 2-TAVERNARI, Jo | 1-BURGESS, Sam |
| IDAHO STATE | 11/14/07 | 90-69 | W | 18-BURGESS, Sam | 10-CUMMARD, Lee | 5-MURDOCK, Ben BURGESS, Sam | 2-TAVERNARI, Jo CUMMARD, Lee | 1-COLLINSWORTH, |
| JACKSON STATE | 11/16/07 | 100-61 | W | 21-PLAISTED, Tre | 10-COLLINSWORTH, | 8-MURDOCK, Ben | 4-FREDETTE, Jim CUMMARD, Lee | 2-MILES, Chris |
| HARTFORD | 11/20/07 | 97-73 | W | 20-CUMMARD, Lee | 8-TAVERNARI, Jo | 5-PLAISTED, Tre | 4-FREDETTE, Jim | None |
| vs No. 6 Louisville | 11/23/07 | 78-76 | W | 29-TAVERNARI, Jo | 12-PLAISTED, Tre | 5-MURDOCK, Ben | 2-TAVERNARI, Jo | 1-PLAISTED, Tre BURGESS, Sam |
| vs No. 1 North Carolina | 11/24/07 | 63-73 | L | 24-PLAISTED, Tre | 17-PLAISTED, Tre | 2-PLAISTED, Tre | 2-TAVERNARI, Jo | 1-PLAISTED, Tre TAVERNARI, Jo |
| at Portland | 12/01/07 | 78-54 | W | 18-CUMMARD, Lee | 8-PLAISTED, Tre | 10-MURDOCK, Ben | 2-TAVERNARI, Jo MURDOCK, Ben | 1-MILES, Chris IVANOVIC, Vuk CUMMARD, Lee |
| WEBER STATE | 12/05/07 | 72-57 | W | 16-BURGESS, Sam | 15-PLAISTED, Tre | 4-MURDOCK, Ben | 2-FREDETTE, Jim MURDOCK, Ben BURGESS, Sam | 5-PLAISTED, |
| vs No. 9 Michigan State | 12/08/07 | 61-68 | L | 17-PLAISTED, Tre | 8-PLAISTED, Tre | 4-BURGESS, Sam | 1-TAVERNARI, Jo | 1-CUMMARD, Lee BURGESS, Sam PLAISTED, Tre MURDOCK, Ben |
| LAMAR | 12/12/07 | 88-66 | W | 27-CUMMARD, Lee | 10-CUMMARD, Lee | 8-CUMMARD, Lee | 2-FREDETTE, Jim | 1-CUMMARD, Lee COLLINSWORTH, PLAISTED, Tre TAVERNARI, Jo |
| PEPPERDINE | 12/15/07 | 86-67 | W | 21-CUMMARD, Lee | 18-PLAISTED, Tre | 5-CUMMARD, Lee BURGESS, Sam | 2-PLAISTED, Tre BURGESS, Sam CUMMARD, Lee | 4-CUMMARD, Lee |

BYU Cougars
 BYU Cougars Team High/Low Analysis (as of Dec 15, 2007)
 All games

BYU Cougars - TEAM GAME HIGHS

| | | |
|----------------------------|--------------|------------------------------------|
| POINTS..... | 100 | vs Jackson State (11/16/07) |
| | 97 | vs Hartford (11/20/07) |
| | 90 | vs Idaho State (11/14/07) |
| | 88 | vs Lamar (12/12/07) |
| | 86 | vs PEPPERDINE (12/15/07) |
| FIELD GOALS MADE..... | 37 | vs PEPPERDINE (12/15/07) |
| | 36 | vs Jackson State (11/16/07) |
| FIELD GOAL ATTEMPTS..... | 67 | vs Lamar (12/12/07) |
| | 65 | vs PEPPERDINE (12/15/07) |
| | 65 | vs Jackson State (11/16/07) |
| FIELD GOAL PERCENTAGE..... | .604 (29-48) | vs Hartford (11/20/07) |
| | .569 (37-65) | vs PEPPERDINE (12/15/07) |
| 3 PT FIELD GOALS MADE..... | 13 | vs Hartford (11/20/07) |
| | 12 | vs Idaho State (11/14/07) |
| 3 PT FG ATTEMPTS..... | 28 | vs Lamar (12/12/07) |
| | 25 | vs Idaho State (11/14/07) |
| 3 PT FG PERCENTAGE..... | .591 (13-22) | vs Hartford (11/20/07) |
| | .480 (12-25) | vs Idaho State (11/14/07) |
| FREE THROWS MADE..... | 26 | vs Hartford (11/20/07) |
| | 22 | vs Jackson State (11/16/07) |
| FREE THROW ATTEMPTS..... | 32 | vs Hartford (11/20/07) |
| | 30 | vs Lamar (12/12/07) |
| FREE THROW PERCENTAGE..... | .813 (26-32) | vs Hartford (11/20/07) |
| | .786 (22-28) | vs Jackson State (11/16/07) |
| REBOUNDS..... | 55 | at Long Beach State (11/10/07) |
| | 50 | vs Lamar (12/12/07) |
| ASSISTS..... | 25 | vs Jackson State (11/16/07) |
| | 24 | vs PEPPERDINE (12/15/07) |
| | 24 | vs Idaho State (11/14/07) |
| STEALS..... | 14 | vs Jackson State (11/16/07) |
| | 9 | vs PEPPERDINE (12/15/07) |
| BLOCKED SHOTS..... | 9 | vs PEPPERDINE (12/15/07) |
| | 8 | vs Weber State (12/05/07) |
| TURNOVERS..... | 29 | vs PEPPERDINE (12/15/07) |
| | 21 | vs No. 1 North Carolina (11/24/07) |
| FOULS..... | 24 | vs No. 1 North Carolina (11/24/07) |
| | 22 | vs Idaho State (11/14/07) |

BYU Cougars
 BYU Cougars High/Low Analysis (as of Dec 15, 2007)
 All games

Opponent - GAME HIGHS

| | | |
|----------------------------|--------------|------------------------------------|
| POINTS..... | 76 | vs No. 6 Louisville (11/23/07) |
| | 73 | vs No. 1 North Carolina (11/24/07) |
| | 73 | vs Hartford (11/20/07) |
| | 69 | vs Idaho State (11/14/07) |
| | 68 | vs No. 9 Michigan State (12/08/07) |
| FIELD GOALS MADE..... | 28 | vs No. 6 Louisville (11/23/07) |
| | 26 | vs No. 9 Michigan State (12/08/07) |
| | 26 | vs Hartford (11/20/07) |
| FIELD GOAL ATTEMPTS..... | 70 | vs PEPPERDINE (12/15/07) |
| | 69 | vs Jackson State (11/16/07) |
| FIELD GOAL PERCENTAGE..... | .509 (28-55) | vs No. 6 Louisville (11/23/07) |
| | .448 (26-58) | vs No. 9 Michigan State (12/08/07) |
| | .448 (26-58) | vs Hartford (11/20/07) |
| 3 PT FIELD GOALS MADE..... | 11 | vs Hartford (11/20/07) |
| | 7 | at Portland (12/01/07) |
| | 7 | vs Jackson State (11/16/07) |
| 3 PT FG ATTEMPTS..... | 25 | vs Hartford (11/20/07) |
| | 22 | at Long Beach State (11/10/07) |
| 3 PT FG PERCENTAGE..... | .440 (11-25) | vs Hartford (11/20/07) |
| | .357 (5-14) | vs PEPPERDINE (12/15/07) |
| | .357 (5-14) | vs Idaho State (11/14/07) |
| FREE THROWS MADE..... | 23 | vs No. 1 North Carolina (11/24/07) |
| | 18 | vs PEPPERDINE (12/15/07) |
| | 18 | vs Idaho State (11/14/07) |
| FREE THROW ATTEMPTS..... | 30 | vs No. 1 North Carolina (11/24/07) |
| | 24 | vs No. 6 Louisville (11/23/07) |
| FREE THROW PERCENTAGE..... | .813 (13-16) | vs No. 9 Michigan State (12/08/07) |
| | .783 (18-23) | vs PEPPERDINE (12/15/07) |
| | .783 (18-23) | vs Idaho State (11/14/07) |
| REBOUNDS..... | 40 | at Long Beach State (11/10/07) |
| | 39 | vs No. 1 North Carolina (11/24/07) |
| | 39 | vs No. 6 Louisville (11/23/07) |
| ASSISTS..... | 15 | at Portland (12/01/07) |
| | 13 | vs Jackson State (11/16/07) |
| STEALS..... | 14 | vs PEPPERDINE (12/15/07) |
| | 11 | vs Hartford (11/20/07) |
| BLOCKED SHOTS..... | 4 | vs Lamar (12/12/07) |
| | 3 | vs No. 1 North Carolina (11/24/07) |
| | 3 | at Long Beach State (11/10/07) |
| TURNOVERS..... | 24 | vs PEPPERDINE (12/15/07) |
| | 18 | vs Jackson State (11/16/07) |
| FOULS..... | 24 | vs Lamar (12/12/07) |
| | 24 | vs Weber State (12/05/07) |

BYU Cougars
 BYU Cougars High/Low Analysis (as of Dec 15, 2007)
 All games

BYU Cougars - GAME LOWS

| | | |
|----------------------------|--------------|------------------------------------|
| POINTS..... | 61 | vs No. 9 Michigan State (12/08/07) |
| | 63 | vs No. 1 North Carolina (11/24/07) |
| | 72 | vs Weber State (12/05/07) |
| | 74 | at Long Beach State (11/10/07) |
| | 78 | vs No. 6 Louisville (11/23/07) |
| | 78 | at Portland (12/01/07) |
| FIELD GOALS MADE..... | 21 | vs No. 9 Michigan State (12/08/07) |
| | 24 | vs Weber State (12/05/07) |
| FIELD GOAL ATTEMPTS..... | 47 | vs No. 9 Michigan State (12/08/07) |
| | 48 | vs Hartford (11/20/07) |
| FIELD GOAL PERCENTAGE..... | .403 (25-62) | vs No. 1 North Carolina (11/24/07) |
| | .421 (24-57) | vs Weber State (12/05/07) |
| 3 PT FIELD GOALS MADE..... | 6 | vs Jackson State (11/16/07) |
| | 7 | at Long Beach State (11/10/07) |
| | 7 | vs No. 6 Louisville (11/23/07) |
| | 7 | vs No. 1 North Carolina (11/24/07) |
| | 7 | vs Weber State (12/05/07) |
| | 7 | vs PEPPERDINE (12/15/07) |
| 3 PT FG ATTEMPTS..... | 15 | vs Jackson State (11/16/07) |
| | 20 | at Long Beach State (11/10/07) |
| 3 PT FG PERCENTAGE..... | .292 (7-24) | vs Weber State (12/05/07) |
| | .304 (7-23) | vs No. 1 North Carolina (11/24/07) |
| | .304 (7-23) | vs PEPPERDINE (12/15/07) |
| FREE THROWS MADE..... | 5 | vs PEPPERDINE (12/15/07) |
| | 6 | vs No. 1 North Carolina (11/24/07) |
| FREE THROW ATTEMPTS..... | 9 | vs No. 1 North Carolina (11/24/07) |
| | 12 | vs PEPPERDINE (12/15/07) |
| FREE THROW PERCENTAGE..... | .417 (5-12) | vs PEPPERDINE (12/15/07) |
| | .563 (9-16) | at Portland (12/01/07) |
| REBOUNDS..... | 29 | vs No. 9 Michigan State (12/08/07) |
| | 33 | vs Idaho State (11/14/07) |
| ASSISTS..... | 6 | vs No. 1 North Carolina (11/24/07) |
| | 12 | vs No. 6 Louisville (11/23/07) |
| STEALS..... | 1 | vs No. 9 Michigan State (12/08/07) |
| | 4 | vs No. 6 Louisville (11/23/07) |
| | 4 | vs No. 1 North Carolina (11/24/07) |
| | 4 | vs Lamar (12/12/07) |
| BLOCKED SHOTS..... | 0 | vs Hartford (11/20/07) |
| | 1 | at Long Beach State (11/10/07) |
| | 1 | vs Idaho State (11/14/07) |
| | 1 | vs No. 6 Louisville (11/23/07) |
| TURNOVERS..... | 10 | vs No. 6 Louisville (11/23/07) |
| | 13 | vs Idaho State (11/14/07) |
| | 13 | vs Jackson State (11/16/07) |
| | 13 | vs Weber State (12/05/07) |
| FOULS..... | 15 | at Portland (12/01/07) |
| | 16 | at Long Beach State (11/10/07) |
| | 16 | vs PEPPERDINE (12/15/07) |

BYU Cougars
 BYU Cougars High/Low Analysis (as of Dec 15, 2007)
 All games

Opponent - GAME LOWS

| | | |
|----------------------------|--------------|------------------------------------|
| POINTS..... | 34 | at Long Beach State (11/10/07) |
| | 54 | at Portland (12/01/07) |
| | 57 | vs Weber State (12/05/07) |
| | 61 | vs Jackson State (11/16/07) |
| | 66 | vs Lamar (12/12/07) |
| FIELD GOALS MADE..... | 13 | at Long Beach State (11/10/07) |
| | 20 | vs Weber State (12/05/07) |
| FIELD GOAL ATTEMPTS..... | 53 | vs Idaho State (11/14/07) |
| | 55 | vs No. 6 Louisville (11/23/07) |
| FIELD GOAL PERCENTAGE..... | .191 (13-68) | at Long Beach State (11/10/07) |
| | .314 (22-70) | vs PEPPERDINE (12/15/07) |
| 3 PT FIELD GOALS MADE..... | 2 | at Long Beach State (11/10/07) |
| | 2 | vs No. 1 North Carolina (11/24/07) |
| 3 PT FG ATTEMPTS..... | 11 | vs No. 1 North Carolina (11/24/07) |
| | 14 | vs Idaho State (11/14/07) |
| | 14 | vs No. 9 Michigan State (12/08/07) |
| | 14 | vs PEPPERDINE (12/15/07) |
| 3 PT FG PERCENTAGE..... | .091 (2-22) | at Long Beach State (11/10/07) |
| | .182 (2-11) | vs No. 1 North Carolina (11/24/07) |
| FREE THROWS MADE..... | 5 | at Portland (12/01/07) |
| | 6 | at Long Beach State (11/10/07) |
| FREE THROW ATTEMPTS..... | 8 | at Portland (12/01/07) |
| | 9 | at Long Beach State (11/10/07) |
| FREE THROW PERCENTAGE..... | .500 (8-16) | vs Jackson State (11/16/07) |
| | .556 (10-18) | vs Hartford (11/20/07) |
| REBOUNDS..... | 19 | vs Hartford (11/20/07) |
| | 27 | at Portland (12/01/07) |
| ASSISTS..... | 6 | at Long Beach State (11/10/07) |
| | 6 | vs No. 6 Louisville (11/23/07) |
| | 6 | vs No. 1 North Carolina (11/24/07) |
| STEALS..... | 4 | vs No. 6 Louisville (11/23/07) |
| | 5 | at Long Beach State (11/10/07) |
| | 5 | at Portland (12/01/07) |
| BLOCKED SHOTS..... | 0 | vs Jackson State (11/16/07) |
| | 0 | vs Hartford (11/20/07) |
| | 0 | vs No. 6 Louisville (11/23/07) |
| TURNOVERS..... | 10 | vs No. 1 North Carolina (11/24/07) |
| | 12 | vs No. 9 Michigan State (12/08/07) |
| FOULS..... | 13 | vs No. 1 North Carolina (11/24/07) |
| | 16 | at Portland (12/01/07) |

BYU Cougars
 BYU Cougars Player High/Low Analysis (as of Dec 15, 2007)
 All games

BYU Cougars - INDIVIDUAL GAME HIGHS

| | | |
|-------------------------------|---------------|--|
| POINTS..... | 29 | TAVERNARI, Jonathan vs No. 6 Louisville (11/23/07) |
| | 27 | CUMMARD, Lee vs Lamar (12/12/07) |
| | 24 | PLAISTED, Trent vs No. 1 North Carolina (11/24/07) |
| | 22 | PLAISTED, Trent vs Lamar (12/12/07) |
| | 21 | CUMMARD, Lee vs PEPPERDINE (12/15/07) |
| | 21 | PLAISTED, Trent vs No. 6 Louisville (11/23/07) |
| | 21 | PLAISTED, Trent vs Jackson State (11/16/07) |
| FIELD GOALS MADE..... | 11 | CUMMARD, Lee vs Lamar (12/12/07) |
| | 10 | CUMMARD, Lee vs PEPPERDINE (12/15/07) |
| | 10 | PLAISTED, Trent vs No. 1 North Carolina (11/24/07) |
| | 10 | PLAISTED, Trent vs No. 6 Louisville (11/23/07) |
| | 10 | TAVERNARI, Jonathan vs No. 6 Louisville (11/23/07) |
| FIELD GOAL ATT..... | 22 | TAVERNARI, Jonathan vs No. 6 Louisville (11/23/07) |
| | 20 | PLAISTED, Trent vs No. 1 North Carolina (11/24/07) |
| | 20 | TAVERNARI, Jonathan vs No. 1 North Carolina (11/24/07) |
| FG PCT (min 5 made)..... | .857 (6-7) | FREDETTE, Jimmer vs Hartford (11/20/07) |
| | .833 (10-12) | CUMMARD, Lee vs PEPPERDINE (12/15/07) |
| | .833 (5-6) | CUMMARD, Lee vs Jackson State (11/16/07) |
| 3 PT FG MADE..... | 6 | TAVERNARI, Jonathan vs No. 1 North Carolina (11/24/07) |
| | 5 | CUMMARD, Lee vs Lamar (12/12/07) |
| | 5 | TAVERNARI, Jonathan vs No. 6 Louisville (11/23/07) |
| 3 PT FG ATTEMPTS..... | 16 | TAVERNARI, Jonathan vs No. 1 North Carolina (11/24/07) |
| | 11 | TAVERNARI, Jonathan vs No. 6 Louisville (11/23/07) |
| 3-PT FG PCT (min 2 made)..... | 1.000 (2-2) | CUMMARD, Lee vs Jackson State (11/16/07) |
| | .800 (4-5) | FREDETTE, Jimmer vs Hartford (11/20/07) |
| FREE THROWS MADE..... | 8 | PLAISTED, Trent vs Lamar (12/12/07) |
| | 8 | PLAISTED, Trent vs Hartford (11/20/07) |
| FREE THROW ATT..... | 16 | PLAISTED, Trent vs Lamar (12/12/07) |
| | 11 | PLAISTED, Trent vs Hartford (11/20/07) |
| FT PCT (min 3 made)..... | 1.000 (7-7) | CUMMARD, Lee vs Weber State (12/05/07) |
| | 1.000 (4-4) | TAVERNARI, Jonathan vs No. 6 Louisville (11/23/07) |
| | 1.000 (4-4) | BURGESS, Sam vs No. 6 Louisville (11/23/07) |
| | 1.000 (4-4) | CUMMARD, Lee vs Hartford (11/20/07) |
| | 1.000 (4-4) | MILES, Chris vs Jackson State (11/16/07) |
| | 1.000 (3-3) | FREDETTE, Jimmer vs Hartford (11/20/07) |
| | 1.000 (3-3) | COLLINSWORTH, Chris at Long Beach State (11/10/07) |
| REBOUNDS..... | 18 | PLAISTED, Trent vs PEPPERDINE (12/15/07) |
| | 17 | PLAISTED, Trent vs No. 1 North Carolina (11/24/07) |
| ASSISTS..... | 10 | MURDOCK, Ben at Portland (12/01/07) |
| | 8 | CUMMARD, Lee vs Lamar (12/12/07) |
| | 8 | MURDOCK, Ben vs Jackson State (11/16/07) |
| STEALS..... | 4 | FREDETTE, Jimmer vs Hartford (11/20/07) |
| | 4 | CUMMARD, Lee vs Jackson State (11/16/07) |
| | 4 | FREDETTE, Jimmer vs Jackson State (11/16/07) |
| BLOCKED SHOTS..... | 5 | PLAISTED, Trent vs Weber State (12/05/07) |
| | 4 | CUMMARD, Lee vs PEPPERDINE (12/15/07) |
| TURNOVERS..... | 6 | CUMMARD, Lee vs No. 1 North Carolina (11/24/07) |
| | 5 | CUMMARD, Lee vs PEPPERDINE (12/15/07) |
| | 5 | PLAISTED, Trent vs PEPPERDINE (12/15/07) |
| | 5 | CUMMARD, Lee vs Hartford (11/20/07) |
| FOULS..... | 5 | CUMMARD, Lee vs No. 9 Michigan State (12/08/07) |
| | 5 | BURGESS, Sam vs No. 1 North Carolina (11/24/07) |
| | 5 | CUMMARD, Lee vs No. 6 Louisville (11/23/07) |

BYU Cougars
 BYU Cougars High/Low Analysis (as of Dec 15, 2007)
 All games

OPPONENT INDIVIDUAL GAME HIGHS

| | | |
|-------------------------------|---------------|---|
| POINTS..... | 24 | Derrick Character vs No. 6 Louisville (11/23/07) |
| | 21 | Tyler Hansbrough vs No. 1 North Carolina (11/24/07) |
| | 20 | TATUM, Chron vs Idaho State (11/14/07) |
| | 19 | Sabia, Morgan vs Hartford (11/20/07) |
| | 17 | WALBERG, Jason vs PEPPERDINE (12/15/07) |
| | 17 | Earl Clark vs No. 6 Louisville (11/23/07) |
| FIELD GOALS MADE..... | 10 | Derrick Character vs No. 6 Louisville (11/23/07) |
| | 8 | TATUM, Chron vs Idaho State (11/14/07) |
| FIELD GOAL ATT..... | 15 | Wayne Ellington vs No. 1 North Carolina (11/24/07) |
| | 15 | Morris, Donovan at Long Beach State (11/10/07) |
| FG PCT (min 5 made)..... | .833 (10-12) | Derrick Character vs No. 6 Louisville (11/23/07) |
| | .714 (5-7) | MORGAN, Amorrow vs Idaho State (11/14/07) |
| 3 PT FG MADE..... | 6 | Sabia, Morgan vs Hartford (11/20/07) |
| | 3 | WALBERG, Jason vs PEPPERDINE (12/15/07) |
| | 3 | NEITZEL, Drew vs No. 9 Michigan State (12/08/07) |
| | 3 | STOHL, Jared at Portland (12/01/07) |
| 3 PT FG ATTEMPTS..... | 9 | NEITZEL, Drew vs No. 9 Michigan State (12/08/07) |
| | 8 | STOHL, Jared at Portland (12/01/07) |
| | 8 | Sabia, Morgan vs Hartford (11/20/07) |
| 3-PT FG PCT (min 2 made)..... | 1.000 (2-2) | KILPATRICK, Austin vs Idaho State (11/14/07) |
| | .750 (6-8) | Sabia, Morgan vs Hartford (11/20/07) |
| | .750 (3-4) | WALBERG, Jason vs PEPPERDINE (12/15/07) |
| FREE THROWS MADE..... | 9 | Tyler Hansbrough vs No. 1 North Carolina (11/24/07) |
| | 7 | STEIJN, Lucas vs Idaho State (11/14/07) |
| FREE THROW ATT..... | 9 | Tyler Hansbrough vs No. 1 North Carolina (11/24/07) |
| | 8 | STEIJN, Lucas vs Idaho State (11/14/07) |
| FT PCT (min 3 made)..... | 1.000 (9-9) | Tyler Hansbrough vs No. 1 North Carolina (11/24/07) |
| | 1.000 (6-6) | WALTON, Travis vs No. 9 Michigan State (12/08/07) |
| | 1.000 (4-4) | WALBERG, Jason vs PEPPERDINE (12/15/07) |
| | 1.000 (4-4) | NABORS, Justin vs Lamar (12/12/07) |
| | 1.000 (4-4) | TATUM, Chron vs Idaho State (11/14/07) |
| | 1.000 (3-3) | JOHNSON, Daniel vs PEPPERDINE (12/15/07) |
| | 1.000 (3-3) | VAN BROKLIN, Brody vs Weber State (12/05/07) |
| | 1.000 (3-3) | MORGAN, Amorrow vs Idaho State (11/14/07) |
| REBOUNDS..... | 13 | SUTON, Goran vs No. 9 Michigan State (12/08/07) |
| | 11 | Derrick Character vs No. 6 Louisville (11/23/07) |
| ASSISTS..... | 4 | DAWKINS, Kenny vs Lamar (12/12/07) |
| | 4 | RAIVIO, Nik at Portland (12/01/07) |
| | 4 | STOHL, Jared at Portland (12/01/07) |
| | 4 | GIVENS, Catraiva vs Jackson State (11/16/07) |
| | 4 | MAYE, Scooter vs Idaho State (11/14/07) |
| STEALS..... | 3 | SUTON, Goran vs No. 9 Michigan State (12/08/07) |
| | 3 | Danny Green vs No. 1 North Carolina (11/24/07) |
| | 3 | Turner, Michael vs Hartford (11/20/07) |
| BLOCKED SHOTS..... | 2 | NAYMICK, Drew vs No. 9 Michigan State (12/08/07) |
| | 2 | Morris, Donovan at Long Beach State (11/10/07) |
| TURNOVERS..... | 7 | Terrence Williams vs No. 6 Louisville (11/23/07) |
| | 6 | MORGAN, Raymar vs No. 9 Michigan State (12/08/07) |
| FOULS..... | 5 | KNUTSON, Kramer at Portland (12/01/07) |
| | 5 | Estes, Kevin vs Hartford (11/20/07) |
| | 5 | McLendon, Warren vs Hartford (11/20/07) |