

No. 19 All-Time Wins • 36th All-Time Winning Percentage • 2 National Titles • 26 Conference Titles • 21 NCAA Tournaments • 30 Postseason Invitations  
 1 National Player of the Year • 2 Basketball Hall of Fame Inductees • 40 All-America Citations • 43 NBA Draft Selections • 96 All-Conference Citations

# 2004-05 COUGAR BASKETBALL

## Game 10 — BYU vs. NORTH CAROLINA STATE

### 2004-05 BYU SCHEDULE / RESULTS

#### NOVEMBER

5 (Fri.)	BYU-Hawaii (exhibition)	85-70	W
12 (Fri.)	Calgary (exhibition)	86-52	W
22-24	EA Sports Maui Invitational in Maui, Hawaii		
22 (Mon.)	vs. North Carolina (ESPN2)	50-86	L
23 (Tue.)	vs. Stanford	53-62	L
24 (Wed.)	vs. Chaminade	77-56	W
27 (Sat.)	California (Comcast)	64-67	L

#### DECEMBER

1 (Wed.)	@ Utah State (KJZZ)	57-71	L
4 (Sat.)	@ USC (Fox Sports Net 2)	82-87	L
8 (Wed.)	Boise State (KBCI-TV)	90-77	W
11 (Sat.)	vs. Wash. St. @ Delta Center	46-49	L
18 (Sat.)	Utah State (SWP)	62-84	L
21 (Tue.)	North Carolina State (SWP,FSNS)	7 p.m.	
23 (Thu.)	@ Weber State	7 p.m.	
28 (Tue.)	Southern Utah	7 p.m.	
31 (Fri.)	Santa Clara	1 p.m.	

#### JANUARY

4 (Tue.)	@ Saint Mary's	7 p.m.	
8 (Sat.)	*San Diego State (SWP)	7 p.m.	
11 (Tue.)	Montana State-Billings	7 p.m.	
15 (Sat.)	*@ Colorado State (ESPN+)	1 p.m.	
17 (Mon.)	*@ Wyoming (ESPN)	10 p.m.	
22 (Sat.)	*Air Force (ABC)	11 a.m.	
24 (Mon.)	*New Mexico (SWP)	8 p.m.	
31 (Mon.)	*Utah (ESPN)	10 p.m.	

#### FEBRUARY

5 (Sat.)	*@ UNLV (ESPN+)	Noon	
7 (Mon.)	*@ San Diego State (SWP)	7 p.m.	
12 (Sat.)	*Wyoming (SWP)	7 p.m.	
14 (Mon.)	*Colorado State (SWP)	8 p.m.	
19 (Sat.)	*@ New Mexico (SWP)	7 p.m.	
21 (Mon.)	*@ Air Force (SWP)	7 p.m.	
26 (Sat.)	*@ Utah (ESPN+)	1 p.m.	

#### MARCH

5 (Sat.)	*UNLV (SWP)	7 p.m.	
10-12	@ MWC Tournament, Denver (ESPN, ERT)		

Times are local to site and subject to change

### BYU HOSTS NATIONALLY RANKED NORTH CAROLINA STATE TUESDAY

BYU (2-7) hosts No. 9 North Carolina State (8-1) Tuesday at 7 p.m. in the Marriott Center. The game will be televised on KSL-TV, channel 5 (SportsWest Productions) locally and on Fox Sports Net South and is available via ESPN FULLCOURT. The radio broadcast can be heard on KSL Newsradio 1160 (KSL.com).

### UP NEXT FOR THE COUGARS

The Cougars travel to play in-state foe Weber State Thursday in Ogden at 7 p.m. (No TV).

### COUGAR QUICK HITS

- Steve Cleveland's young squad meshes 10 players who did not suit up for BYU last year with six returning lettermen. Of those returning, senior Mike Hall started in 28 of 30 games last year while averaging 12.8 ppg, sophomore Garner Meads made 18 starts (averaged 16 minutes in 29 games, 4.2 ppg) and senior Jared Jensen started 8 games (averaged 12.1 minutes in 27 games, 3.8 ppg). The other three players who played for BYU last season include senior Terry Nashif (averaged 7.4 minutes in 23 games, 1.0 ppg), sophomore Mike Rose (averaged 7.9 minutes in 26 games, 3.9 ppg) and sophomore Austin Ainge (averaged 4.5 minutes in 8 games, 1.3 ppg).
- The 10 BYU players averaging double-digit minutes this season include seven sophomores and three seniors. Of BYU's freshmen top-20 signing class, only F/C Chris Miles is currently playing (9.1 minutes). Neither David Burgess (ankles) nor Trent Plaisted (knees) dressed last game and have been limited while top guard prospect and Arizona Player of the Year Lee Cummond has not been with the Cougars this season after opting to serve an LDS Church mission. He will join the Cougars next season after returning from his mission early.
- Playing a tough schedule, BYU has played four Pac-10 opponents already this season and is facing its second top-10 ACC team Tuesday. BYU's two wins are over Chaminade (77-56) and Boise State (90-77).
- Senior guard Mike Hall leads BYU in scoring as the only Cougar averaging double figures (12.7 ppg). Sophomore guards Mike Rose and Austin Ainge each contributes 9.2 ppg. Sophomore swingman Keena Young leads BYU in rebounding (6.3 rpg) while sophomore forward Garner Meads adds 5.4 rpg.
- BYU is shooting .404 from the floor, .355 from behind the arc and .708 from the line.
- NC State is the first ACC team to play BYU on its home court. Miami has played BYU twice at home, once in the Marriott Center, prior to joining the ACC. BYU is playing two ACC teams this year for the first time since the 1955-56 season. The Cougars lost to North Carolina in the season-opener in Maui.

### BYU GAME #10 FAST FACTS

### BYU COUGARS (2-7, 0-0 MWC) vs. No. 9 NC STATE WOLFPACK (8-1, 0-0 ACC)

TUESDAY, DEC. 21, 2004  
 MARRIOTT CENTER (22,700)  
 PROVO, UTAH, 7:06 p.m. MST

Coaches: .BYU, Steve Cleveland (131-94 in eighth season; same overall)

..... NCSU, Herb Sendek (156-109 in ninth season; 219-135 in 12th year overall)

Series: ... NC State leads, 3-0 (Last meeting: NCSU 89, BYU 62, last season in Raleigh - Jan. 7, 2004)

TV: ..... SportsWest Productions on KSL-TV, Channel 5, locally and nationally via ESPN FULLCOURT (Tom Kirkland play-by-play with Blaine Fowler adding analysis); and Fox Sports Net South (Ron Thulin and Dan Bonner)

Radio: .... KSL 1160, BYU Sports Network (Greg Wrubell calls play-by-play with Mark Durrant adding commentary)

Web: .... Live stats and live audio are available at [byucougars.com/basketball\\_m/](http://byucougars.com/basketball_m/) (select 2004-05 schedule)

### BYU'S PROJECTED STARTERS:

POS.	#	NAME	HT.	WT.	YR.	HOMETOWN / LAST TEAM	PPG	RPG	NOTE
F	41	Garner Meads	6-8	225	So.	Salt Lake City, UT / Brighton HS	4.4	5.4	Second on team in rebounds per game
C	52	Jared Jensen	6-9	250	Sr.	West Haven, UT / Fremont HS	8.3	3.0	Was MWC Freshman/Year when last played center
G/F	23	Jimmy Balderson	6-6	200	Sr.	Magrath, Alberta / Magrath HS	6.6	0.6	Came out of planned redshirt year to play last 5 games
G	1	Mike Hall	6-3	205	Sr.	San Bernardino, CA / Dixie State College	12.7	4.6	Top returning scorer; 2004 MWC Defender of the Year
G	13	Austin Ainge	6-2	180	So.	Gilbert, AZ / Highland HS	9.2	1.9	Averaging 17 ppg the last three games; 2 starts this year

### BYU OFF THE BENCH:

POS.	#	NAME	HT.	WT.	YR.	HOMETOWN / LAST TEAM	PPG	RPG	NOTE
G	2	Mike Rose	6-2	185	So.	Houston, TX / Spring Woods HS	9.2	1.7	Averaging 15.3 points over the last four games
F	3	Keena Young	6-6	205	So.	Beaumont, TX / South Plains College	6.7	6.3	Transfer leads the team in rebounds per game
F	4	Joshua Burgess	6-8	230	Jr.	Irvine, CA / Irvine Valley College	-	-	Has not played this season; sat out last year as transfer
G	5	Joshua Reisman	6-1	180	Jr.	Mount Vernon, WA / San Jose City College	2.0	0.0	Transfer saw only action vs. Chaminade
G	10	Terry Nashif	5-10	165	Sr.	Vancouver, WA / Evergreen HS	2.6	2.0	Senior captain adds 3.3 assists; has 14 career starts
G	12	Brock Reichner	6-4	205	Jr.	Provo, UT / Salt Lake Community College	0.0	0.0	Walkon transfer has appeared in one game
G	20	Sam Burgess	6-3	190	So.	Alpine, UT / Snow College	3.6	1.0	Returned in May from 2-year Church mission to Spokane
C	34	David Burgess	6-10	265	Fr.	Irvine, CA / Woodbridge HS	0.0	0.0	Freshman has played in 2 games; will not play (injury)
C	43	Derek Dawes	6-11	265	So.	Salt Lake City, UT / Cottonwood HS	4.1	5.0	Redshirted last year; this year highs of 10 points, 10 rebs
F	44	Trent Plaisted	6-11	220	Fr.	San Antonio, TX / Clark HS	1.6	0.6	Versatile freshman did not dress Saturday due to injury
F/C	54	Chris Miles	6-11	235	Fr.	Provo, UT / Timpview HS	1.5	2.1	Two-time 4A Utah MVP can play the 4 or 5 position



**BYU SERIES RECORD VS. ...**

**NC STATE**

Overall Series Record: North Carolina State leads 3-0  
 BYU Record in Provo: N/A  
 BYU Record at North Carolina State: 0-3  
 BYU Record at Neutral Sites: 0-0  
 BYU Record Under Steve Cleveland: 0-1  
 BYU Record in Overtime Games: N/A  
 Longest BYU Win Streak: N/A  
 Longest N.C. State Win Streak: 3 (1952-present)  
 Largest BYU Margin of Victory: N/A  
 Largest N.C. State Margin of Victory: 27 (89-62 last year)  
 Most Points Scored by BYU: 81 in 1955  
 Most Points Scored by N.C. State: 95 in 1955

Date	Opponent	Score	W/L
12-31-52	at N.C. State*	59-75	L
12-21-55	at N.C. State	81-95	L
1-7-04	at NC State	62-89	L

\*Dixie Classic

**BYU RECORD vs. THE ACC ...**

8-17 Overall  
 6-10 neutral  
 0-7 away  
 \*2-0 home  
 \*home games were against  
 Miami prior to its joining ACC

Clemson	1-1
Duke	1-1
Georgia Tech	0-1
Florida State	1-0
Maryland	0-0
Miami	2-2
NC State	0-3
North Carolina	0-4
Virginia	1-3
Virginia Tech	1-0
Wake Forest	1-2

**LOOKING AT NC STATE**

NC State is 8-1 and was ranked No. 9 (coaches) and No. 12 (AP) in last week's polls before suffered its first loss of the season Sunday at No. 18 Washington (8-1). NC State returns three starters and seven lettermen from last year's NCAA Tournament team, including 2004 ACC Player of the Year Julius Hodge. NC State is off to its best start since the 1988-89 season with Hodge, a National Player of the Year candidate, leading the way averaging 18.6 points and 6.9 rebounds per game. Junior swingman Cameron Bennerman adds 10.7 ppg. The Wolfpack has also been getting a boost of late from 6-10 freshman Andrew Brackman, who averages 8.8 ppg and is coming off big performances in the last three outings. In victories over Liberty and Louisiana-Lafayette, Brackman made 12-of-13 shots from the floor, scoring 14 and 20 points, respectively. He added 14 points and 5 rebounds at Washington Sunday, going 6-of-11 from the floor. Jordan Collins, NC State's starting center at 6-10, suffered a hip flexor injury in the first half of the Louisiana-Lafayette game and missed the entire second half. He started and played 16 minutes at Washington. With an 8-0 record at home, this is NC State's first road trip of the season. NC State shoots well from the floor, making 49.8 percent of its attempts while connecting on 36.2 percent from behind the arc. NC State shoots .676 from the line. The Wolfpack average 81.6 points while holding opponents to 58.4 points, with its nine opponents combining to shoot .379 from the floor and .297 from long range.

**WOLFPACK SUFFERS FIRST LOSS AT WASHINGTON SUNDAY**

Will Conroy and Tre Simmons each scored 12 points and Brandon Roy returned earlier than expected from knee surgery to add 10 points, leading No. 18 Washington to a 68-64 victory over No. 9 North Carolina State on Sunday. The Huskies (8-1), off to their best start in seven years, outlasted the Wolfpack (8-1) in an exciting finish. Julius Hodge scored 15 points and Cameron Bennerman had 16 points for the Wolfpack, while freshman Andrew Brackman added 14. Washington's Nate Simmons scored five points in the final 23 seconds. His three-point play on a breakaway layup put Washington ahead 66-61 with 22 seconds to go. He hit two free throws to seal it with 0.2 seconds on the clock. The Huskies avenged a 77-72 loss last season in Raleigh, N.C. The Wolfpack cut it to 66-64 on Engin Atsur's 3-pointer with 12 seconds remaining. Robinson was fouled in the backcourt with 10 seconds on the clock but missed the front end of a-and-1, giving the Wolfpack a chance to tie or win it. Hodge drove on the last play and was met by Simmons, Roy and Robinson. They slapped his shot away and Simmons came away with the ball, drew a foul and made the free throws. It was the Wolfpack's first road game, kicking off a stretch of five of six away from home.

**NORTH CAROLINA STATE'S PROBABLE STARTERS**

POS.	#	NAME	HT.	WT.	YR.	PPG	RPG
F	21	Levi Watkins	6-8	235	Sr.	6.4	2.7
F	24	Julius Hodge	6-7	205	Sr.	18.6	6.9
C	32	Jordan Collins	6-10	242	Sr.	8.7	3.1
G	14	Engin Atsur	6-3	200	So.	7.1	2.4
G	22	Tony Bethel	6-2	178	Jr.	8.4	4.3

**BYU SERIES vs. ACC**

This year the Cougars will play two teams from the ACC in the same season for the first time in nearly 50 years. BYU lost to UNC to open the season at the Maui Invitational. The last time BYU had a schedule with two ACC teams was the 1955-56 season when the Cougars played at both NC State and Wake Forest. NC State's visit to the Marriott Center is the first-ever by an ACC team to BYU's home court. Miami played BYU in Provo twice, once in the Marriott Center, prior to joining the ACC. Tuesday's game will be the fourth game vs. an ACC team under Steve Cleveland. BYU lost to NC State last year in Raleigh. In Cleveland's first season after taking over a 1-25 BYU program, the Cougars fell 72-58 to Virginia in Hawaii the night before upsetting Ohio State, 72-65. BYU finished the season 9-21. BYU's last victory against an ACC school was an NCAA Tournament triumph, 61-48, over Virginia on March 14, 1991 in Salt Lake City. BYU lost in the next round to Arizona, 76-61, to finish the year with a 21-13 record. Between the two Virginia games, BYU suffered neutral court defeats to Duke in 1992 and North Carolina in 1993. The only ACC school BYU has never played is Maryland.



**LAST YEAR'S BOX SCORE**

01/07/04 8:00pm at RBC Center - Raleigh, NC  
VISITORS: BYU Cougars 10-3

#	Player	tot-fg		3-pt		rebounds			pf	tp	a	to	blk	s	min		
		fg	fga	fg	fga	ft	fta	of								de	tot
01	HALL, Mike	* 5	7	3	4	0	0	1	1	2	4	13	5	0	2	29	
03	BIGELOW, Mark	* 5	11	2	6	4	4	1	6	7	0	16	4	1	0	33	
04	LEMES, Luiz	* 2	7	1	4	0	0	0	2	2	2	5	2	3	0	33	
52	JENSEN, Jared	* 1	1	0	0	2	2	1	1	2	3	4	0	2	0	7	
55	ARAUJO, Rafael	* 8	15	0	0	7	9	5	5	10	3	23	2	2	0	36	
00	WOODBERRY, Kevin	2	6	1	3	0	0	1	2	3	2	5	3	2	0	32	
02	ROSE, Mike	1	2	1	2	0	0	0	0	0	0	3	0	0	0	6	
05	SHOFF, Jake	0	1	0	0	0	0	0	2	1	3	3	0	0	4	0	8
10	NASHIF, Terry	0	2	0	2	0	0	0	0	0	0	0	0	0	0	0	3
13	AINGE, Austin	0	1	0	0	0	0	0	0	0	0	2	0	0	0	0	2
41	MEADS, Garner	1	2	0	0	0	0	0	0	0	1	2	1	0	1	0	8
TEAM		1															
Totals.....		21	52	5	18	15	17	10	20	30	62	12	17	1	1	200	

TOTAL FG%	1st Half: 11-21 52.4%	2nd Half: 10-31 32.3%	Game: 40.4%	DEADBALL
3-Pt. FG%	1st Half: 2-6 33.3%	2nd Half: 3-12 25.0%	Game: 27.8%	REBOUNDS
F Throw %	1st Half: 10-11 90.9%	2nd Half: 5-6 83.3%	Game: 88.2%	1

HOME TEAM: NC State Wolfpack 8-2

#	Player	tot-fg		3-pt		rebounds			pf	tp	a	to	blk	s	min		
		fg	fga	fg	fga	ft	fta	of								de	tot
03	Evtimov, Ilian	* 5	7	3	4	0	0	1	1	2	4	13	5	0	2	29	
14	Atsur, Engin	* 4	5	2	3	0	0	2	0	1	1	2	10	2	0	20	
23	Sherrill, Scooter	* 2	4	0	1	5	6	1	0	1	2	9	2	3	0	22	
24	Hodge, Julius	* 9	15	0	2	5	5	0	4	4	0	23	6	1	0	4	35
54	Melvin, Marcus	* 7	11	1	3	0	1	1	8	9	2	15	3	0	1	0	31
04	O'Donnell, Mike	2	5	1	4	1	1	0	0	0	0	6	1	1	0	0	20
10	McCoy, Chris	0	1	0	1	0	0	0	0	0	0	0	0	0	0	0	1
13	Bennerman, Cameron	1	1	0	0	0	0	0	0	0	0	1	2	1	0	0	12
21	Watkins, Levi	2	6	1	3	2	2	0	4	4	3	7	5	1	0	1	17
22	Rosch, Will	0	0	0	0	0	0	0	1	1	1	0	1	0	0	0	1
32	Collins, Jordan	1	2	0	0	0	0	2	0	2	2	2	0	1	1	0	11
34	Simons, Adam	1	1	0	0	0	0	0	1	1	0	2	0	0	0	0	1
TEAM		2															
Totals.....		34	58	8	21	13	17	7	22	29	18	89	26	7	2	8	200

TOTAL FG%	1st Half: 19-32 59.4%	2nd Half: 15-26 57.7%	Game: 58.6%	DEADBALL
3-Pt. FG%	1st Half: 6-12 50.0%	2nd Half: 2-9 22.2%	Game: 38.1%	REBOUNDS
F Throw %	1st Half: 4-6 66.7%	2nd Half: 9-11 81.8%	Game: 76.5%	1

Officials: Karl Hess, Larry Rose, Ray Natili  
Technical fouls: BYU Cougars-None, NC State Wolfpack-None.  
Attendance: 12548

Score by Periods	1st	2nd	Total
BYU Cougars	34	28	62
NC State Wolfpack	48	41	89
ID-215187			

Points in the paint-BY 32,NCSTATE 42. Points off turnovers-BY 7,NCSTATE 28.  
2nd chance points-BY 11,NCSTATE 4. Fast break points-BY 4,NCSTATE 4.  
Bench points-BY 10,NCSTATE 19. Score tied-1 time. Lead changes-1 time.

**LAST YEAR'S OUTING – COUGARS SUFFER BLOWOUT DEFEAT AT NC STATE**

RALEIGH, N.C. (Jan. 7, 2003) – Despite game highs of 23 points and 10 rebounds from Rafael Araujo, BYU ran into a hot North Carolina State team in a 89-62 loss at the RBC Center Wednesday night. The Cougars fell to 10-3, while the Wolfpack improved to 8-2. Araujo was 8-for-15 from the field and recorded his ninth double-double of the year: Senior forward Mark Bigelow was the only other Cougar in double figures with 16 points. NCSU shot a season high 59 percent on 34-for-58 shooting and held BYU to a season-low 40 percent shooting on 21-of-52 shooting. "They played a phenomenal game tonight," BYU coach Steve Cleveland said. "They kicked the living daylights out of us. It's hard to find very many positive things about this game. "It was a total collapse at both ends of the floor for us. It's unacceptable to have an effort like that." The Cougars held their only lead after Araujo laid in the first two points of the game for a 2-0 lead. From there the Wolfpack swarmed the Cougars in the first half, incrementally building up a commanding lead. With the score tied at 6-6, NCSU used an 8-0 run within a 2:35 span to take a 14-6 lead. An Araujo baby hook in the lane with 12:09 to go in the half stemmed the tide and reestablished the Cougars on the scoreboard. "I thought Hoffa (Araujo) did a solid job," Cleveland said. "He did what he was supposed to do." Ilian Evtimov then went on a tear for the Wolfpack making three consecutive treys in just over three minutes. His last 3-pointer stretched the NCSU lead to 29-13. The story of the first half revolved around turnovers. NCSU forced 13 turnovers and converted them into 22 points, while BYU force one turnover for one point. In the second half, BYU again struck first with a basket by Luiz Lemes, and the Cougars traded basket-for-basket in the early going, but were unable to sustain offensive cohesion as the Wolfpack added to their lead. The Cougars won the turnover battle in the second half, forcing the Wolfpack to cough up the ball six times, while only committing four turnovers themselves. Another highlight for BYU was its hot shooting from the charity stripe, as the Cougars shot 88 percent, 15-of-17 from the foul line. Julius Hodge led the Wolfpack with 23 points, six rebounds and four assists.

**BYU BASKETBALL ON KSL NEWSRADIO 1160**

The "Voice of the Cougars" is KSL Newsradio 1160's Greg Wrubell. He is in his ninth season as the play-by-play voice of BYU basketball. Wrubell, also the voice of BYU football, is joined by color analyst Mark Durrant, a four-year BYU basketball letterman who graduated in 1995 as a three-time Academic All-WAC forward, or Brian Santiago, who was the WAC assist and three-point percentage leader at Fresno State. Durrant has been part of the KSL broadcast team for eight years while Santiago is in his fourth year providing analysis for select games. Stations on the Cougar Sports Network include:

- Salt Lake City, Utah (Flagship) KSL 1160 AM
- St. George, Utah KDXU 890 AM
- Manti/Delta, Utah KMGR 95.7 FM
- Idaho Falls, Idaho KSSL 1260 AM
- Also, listen online at KSL.com

**BYU COACHES ON KSL EACH WEEK ...**

- Coaches Corner with Steve Cleveland
- The Steve Cleveland Show
- \*Cougar Hoops Weekly with Dave Rose

\*This week's show will air on Monday.



"Voice of the Cougars"  
Greg Wrubell

- Mondays at 8:45 a.m.
- Wednesdays 6-7 p.m.
- Thursdays 6-7 p.m.

2004-05 BYU NUMERICAL ROSTER

NO.	NAME	POS.	HT.	WT	YR.	HOMETOWN (PREVIOUS SCHOOL)
1	Mike Hall	G/F	6-3	205	Sr.	TR-1L San Bernardino, CA / Dixie State College
2	Mike Rose	G	6-2	185	So.	1L Houston, TX / Spring Woods HS
3	Keena Young	F	6-6	205	So.	TR Beaumont, TX / South Plains College
4	Joshua Burgess	F	6-8	230	Jr.	TR-RS Irvine, CA / Irvine Valley College
5	Josh Reisman	G	6-1	180	Jr.	TR Mount Vernon, WA / San Jose City College
10	Terry Nashif	G	5-10	165	Sr.	3L Vancouver, WA / Evergreen HS
12	Brock Reichner	G	6-4	205	Jr.	TR Provo, UT / Salt Lake Community College
13	Austin Ainge	G	6-2	180	So.	RS-1L Gilbert, AZ / Highland HS
20	Sam Burgess	G	6-3	190	So.	TR Alpine, UT / Snow College
23	Jimmy Balderson	G	6-6	200	So.	1L Magrath, Alberta / Magrath HS
34	David Burgess	C	6-10	265	Fr.	HS Irvine, CA / Woodbridge HS
41	Garner Meads	F	6-8	225	So.	RS-1L Salt Lake City, UT / Brighton HS
43	Derek Dawes	C	6-11	275	So.	1L-RS Salt Lake City, UT / Cottonwood HS
44	Trent Plaisted	F	6-11	220	Fr.	HS San Antonio, TX / Clark HS
52	Jared Jensen	F/C	6-9	250	Sr.	3L West Haven, UT / Fremont HS
54	Chris Miles	F	6-11	235	Fr.	HS Provo, UT / Timpview HS

Head Coach: Steve Cleveland , UC Irvine, 1976  
 Associate Head Coach: Dave Rose, Houston, 1983  
 Assistant Coaches: Andy Toolson, BYU, 1990; John Wardenburg, BYU, 1986  
 Director of Basketball Operations: Walter Roese, BYU-Hawaii, 1994  
 Team Trainer: Robert Ramos, BYU, 1995

PRONUNCIATION GUIDE

**TERRY NASHIF**  
 NASH-if

**TRENT PLAISTED**  
 PLAY-sted

**BROCK REICHNER**  
 RICH-ner

**JOSH REISMAN**  
 REESE-mahn

**KEENA YOUNG**  
 KEY-nah

**WALTER ROESE**  
 row-EESE

**ROBERT RAMOS**  
 RAY-mus

SEASON / CAREER HIGHS

#	PLAYER	POINTS	REBOUNDS	ASSISTS
1	HALL, Mike <i>Career:</i>	23 vs. California <i>same</i>	9 vs. Boise State <i>same</i>	5 vs. Chaminade, vs. Boise State <i>same</i>
2	ROSE, Michael <i>Career:</i>	19 vs Boise State 26 vs. Southern Utah (2003)	3 vs. California, at USC, vs. Boise State 5 vs. Western Oregon (2003)	3 vs. Chaminade 6 vs. Southern Utah (2003)
3	YOUNG, Keena <i>Career:</i>	14 vs. Chaminade <i>same</i>	10 vs. North Carolina <i>same</i>	2 vs. California, at Utah State <i>same</i>
4	BURGESS, Joshua <i>Career:</i>	- -	- -	- -
5	REISMAN, Joshua <i>Career:</i>	2 vs. Chaminade <i>same</i>	- -	- -
10	NASHIF, Terry <i>Career:</i>	8 vs. California 11 at San Diego State (2003)	8 vs. California <i>same</i>	10 at USC <i>same</i>
12	REICHNER, Brock <i>Career:</i>	- -	- -	- -
13	AINGE, Austin <i>Career:</i>	21 vs. Utah State (12/18/04) <i>same</i>	5 vs. Boise State <i>same</i>	5 vs. Boise State <i>same</i>
20	BURGESS, Sam <i>Career:</i>	8 vs. Chaminade <i>same</i>	3 vs. Chaminade <i>same</i>	1 vs. Stanford <i>same</i>
23	BALDERSON, Jimmy <i>Career:</i>	22 at USC <i>same</i>	2 vs. Boise State 7 vs. vs. Fort Lewis (2002)	4 at USC <i>same</i>
34	BURGESS, David <i>Career:</i>	- -	- -	- -
41	MEADS, Garner <i>Career:</i>	10 at USC 19 vs. San Diego State (2004)	10 vs. Washington State <i>same</i> - also vs. Wyoming (2004)	2 vs. Boise State, vs. Washington State <i>same</i>
43	DAWES, Derek <i>Career:</i>	10 vs. Chaminade, at USC <i>same</i>	10 vs. Stanford <i>same</i>	1 vs. Chaminade, vs. Washington State 2 vs. Wyoming (2/15/01)
44	PLAISTED, Trent <i>Career:</i>	2 vs. North Carolina <i>same</i>	4 vs. Stanford <i>same</i>	1 vs. North Carolina <i>same</i>
52	JENSEN, Jared <i>Career:</i>	16 vs. Chaminade 20 at Air Force (2002)	5 vs. Chaminade, at USC, vs. Boise State 10 (3 times-Creighton, CSUN, CSU)	2 vs. California 3 at San Diego State
54	MILES, Chris <i>Career:</i>	4 at USC <i>same</i>	5 vs. North Carolina, Utah State <i>same</i>	1 vs. Washington State <i>same</i>



BYU MARGIN OF VICTORY/DEFEAT	WINS	LOSSES
1 point	.....	.....
2 points	.....	.....
3 points	.....	2
4 points	.....	.....
5 points	.....	1
6 points	.....	.....
7 points	.....	.....
8 points	.....	.....
9 points	.....	1
10 points	.....	.....
11 points	.....	.....
12 points	.....	.....
13 points	.....	1
14 points	.....	1
15 points	.....	.....
16-19 points	.....	.....
20-24 points	1 (21)	1 (22)
25-29 points	.....	.....
30-plus points	.....	1 (36)

CURRENT BYU WIN/LOSS STREAKS ...	
At home	.....0-1
On the road	.....0-2
On a neutral floor	.....0-1
At home vs. Nonconference	.....0-1
At home vs. MWC	.....12-0
On the road vs. Nonconference	.....0-3
On the road vs. MWC	.....3-0
On a neutral floor vs. Nonconference	.....0-1
On a neutral floor vs. MWC	.....0-1
at regular season tournament	.....1-0
at MWC Tournament	.....0-1
at NCAA Tournament	.....0-5
at NIT	.....0-1

BYU'S 2004-05 RECORD WHEN ...	
At home	.....1-2
On the road	.....0-2
On a neutral floor	.....1-3
On Television	.....1-5
On CBS	.....0-0
On ESPN	.....0-0
On ESPN2	.....0-1
On ESPN+Plus	.....0-0
On ABC	.....0-0
On SportsWest	.....0-1
On other local broadcast TV	.....1-3
On Monday	.....0-1
On Tuesday	.....0-1
On Wednesday	.....2-1
On Thursday	.....0-0
On Friday	.....0-0
On Saturday	.....0-4
Coming off a win	.....0-2
Coming off a loss	.....2-4
Had two or more days between last game	.....1-6
Had only one day between last game	.....0-0
Playing the next day after a game	.....1-1
BYU scores 100 or more points	.....0-0
BYU scores between 90-99 points	.....1-0
BYU scores between 80-89 points	.....0-1
BYU scores between 70-79 points	.....1-0
BYU scores between 60-69 points	.....0-2
BYU scores below 60 points	.....0-4
Opponent scores 90 or more points	.....0-0
Opponent scores between 80-89 points	.....0-3
Opponent scores between 70-79 points	.....1-1
Opponent scores between 60-69 points	.....0-2
Opponent scores between 50-59 points	.....1-0
Opponent scores below 50 points	.....0-1
BYU leads at half	.....2-1
Opponent leads at half	.....0-5
Score tied at half	.....0-1
BYU leads with 5 minutes left	.....2-0
Opponent leads with 5 min. left	.....0-7
Score tied with 5 minutes left	.....0-0
BYU leads with 1 minute left	.....2-0
Opponent leads with 1 min. left	.....0-7
Score tied with 1 minute left	.....0-0
Game goes into overtime	.....0-0
BYU shoots 50 % or better	.....0-0
Opponent shoots 50 % or better	.....0-1
BYU out shoots opponent	.....2-1
Opponent out shoots BYU	.....0-6
BYU out rebounds opponent	.....2-3
Opponent out rebounds BYU	.....0-4
BYU and opponent tie in rebounds	.....0-0
vs. top-25 ranked opponent	.....0-1
vs. 2004 conference champions	.....0-3
vs. 2004 postseason teams	.....1-5

**BYU's LAST OUTING - UTAH STATE COMPLETES SEASON SWEEP OVER BYU**

PROVO (Dec. 18, 2004) – Spencer Nelson and the Aggies ended a 13-game losing streak in the Marriott Center, defeating the Cougars 84-62 in their second meeting this season. The Cougars were led by Austin Ainge who scored a career-best 21 points, while three Aggie players scored in double figures, led by Nelson who scored a game-high 26 points to sweep the Cougars. "Utah State dominated every position offensively and defensively," coach Steve Cleveland said. "We got beat in every area of the game." In the first half, the Cougars struggled with the Aggies' low-post offensive presence. Early in the half, Utah State forward Nate Harris, who finished the game with 16 points, scored three easy lay-ups to lift the Aggies to a comfortable lead. The Cougars fought back with a crowd-pleasing block by Gardner Meads, followed by an Ainge three-pointer to close in on the Aggies, trailing 26-30. The Utah State would answer back to the Cougars' run with Nelson connecting on a three-point play and then scoring on a three-point banker from the top of the arc the next time down the court. The Aggies continued their run with an all-around effort to finish the half leading 41-27. Utah State jumped on the Cougars in the second half, widening the lead to as high as 23 points. Posting double-figures in his eighth consecutive game, Nelson continued to deliver for the Aggies, scoring 12 of his 26 points in the second half and adding a game-high 11 rebounds. The Cougars would rally back mid-way through the second half to cut the lead to a 14-point deficit, yet sharp shooting by Jaycee Carroll from beyond the arc proved to be key to finish off the Cougars. Carroll finished with 21 points. "We were obviously really excited about playing really well down here," Utah State Coach Stew Morrill said. "We made a few shots and that always helps." The Cougars were out-shot by the Aggies, with BYU shooting only 39 percent to Utah State's 50 percent. Mike Rose was the Cougars' second-leading scorer with 14 points, followed by Kenna Young who finished with 8 points and a team-high 7 rebounds.

**YOUNG TEAM FACING STRONG SCHEDULE**

BYU's schedule includes 10 teams that finished in the top three in their respective league standings, with eight finishing as either the league champion or runner-up. Seven teams played in the NCAA Tournament and five were invited to the NIT, while eight opponents achieved 20-win seasons last year. North Carolina, North Carolina State and Stanford all finished the season in the final top-25 rankings. The Cougars will play two teams from the ACC in the same season for the first time in nearly 50 years and they also play four teams from the Pac-10 for the first time since 1998-99. The last time BYU had a schedule with two ACC teams was the 1955-56 season when the Cougars played at both NC State and Wake Forest.

**ROTATING LINEUPS**

Coach Cleveland has used seven different lineups in the first nine games of the season. Cleveland went with experience the first two games of the year, starting seniors Terry Nashif, Jared Jensen and Mike Hall as well as sophomores Garner Meads and Mike Rose. However, since then, transfer Keena Young has started four games (two in place of an injured Meads), sophomore Jimmy Balderson, who came out of his redshirt season at Utah State, has started the last three games, while sophomore point guard Austin Ainge has two starts and transfer Sam Burgess and returning redshirt Derek Dawes have each started one game.

**SLOW START**

BYU is off to a 2-7 start playing a strong schedule with a young team that includes seven sophomores and three freshmen. This is BYU's slowest start since the 1996-97 season, the year prior to Steve Cleveland's arrival when BYU suffered through a program-worst 1-25 season.

**IMPROVING TURNOVER/ASSIST RATIO**

BYU has taken better care of the ball after averaging 23 turnovers to only 6 assists in its first two outings this year. Over the last seven games, the Cougars are averaging 14.4 turnovers and 13.1 assists.

**INJURY ISSUES**

In Saturday's home loss to Utah State, sophomore center Derek Dawes got his first start of the year despite having suffered a broken thumb Thursday during practice. With regular starting center Jared Jensen sick with food poisoning (played 10 minutes) and freshman center David Burgess still out with ankle troubles, BYU was not at full strength in the post. Freshman forward Trent Plaisted (6-foot-11) also missed Saturday's game due to injury and junior Josh Burgess has been slowed by a back injury.

**AINGE PROVING POINT**

Point guard Austin Ainge is one of BYU's young players taking advantage of his opportunity for playing time this season. He has been the team's most consistent player over the last five games while averaging 14.6 points, including a career-best 21 points on 6-of-9 shooting vs. Utah State Saturday. He has scored 17.0 ppg over the last three games and earned his second start Saturday. Overall, he is now tied for second on the team in scoring at 9.2 ppg. He leads the team in shooting percentage both from the floor (.528) and from three-point range (.419).



**COUGAR ROSTER BREAKDOWN**

**STARTERS RETURNING (3)**

Mike Hall	G/F Sr.	12.8 PPG, 3.5 RPG, 1.4 SPG
		<i>(30 starts in 2003-04, 30 career starts)</i>
Jared Jensen	F/C Sr.	3.8 PPG, 2.1 RPG, .536 FG%
		<i>(8 starts in 2003-04, 58 career starts)</i>
Garner Meads	F So.	4.2 PPG, 2.9 RPG, .547 FG%
		<i>(18 starts in 2003-04, 18 career starts)</i>

**STARTERS LOST (4)**

Rafael Araujo	C	6-11	18.4 PPG, 10.1 RPG, 1.4 SPG
			<i>(30 starts in 2003-04, 62 career starts)</i>
Mark Bigelow	F/G	6-7	13.4 PPG, 3.8 RPG, 2.8 APG
			<i>(30 starts in 2003-04, 119 career starts)</i>
Luiz Lemes	G	6-3	8.7 PPG, 3.0 RPG, 4.5 APG
			<i>(30 starts in 2003-04, 30 career starts)</i>
Kevin Woodberry	G	6-0	5.0 PPG, 1.9 RPG, 2.1 APG
			<i>(5 starts in 2003-04, 31 career starts)</i>

**LETTERWINNERS RETURNING (8)**

Mike Hall	G/F Sr.	12.8 PPG, 3.5 RPG, 1.4 SPG
Jared Jensen	F/C Sr.	3.8 PPG, 2.1 RPG, .536 FG%
Terry Nashif	G Sr.	1.0 PPG, 1.0 RPG, 1.1 APG
Austin Ainge	G So.	1.3 PPG, 0.4 RPG, 0.8 APG
Garner Meads	F So.	4.2 PPG, 2.9 RPG, .547 FG%
Mike Rose	G So.	3.9 PPG, 0.7 RPG, .459 3FG%
*Jimmy Balderson	G So.	4.0 PPG, 1.5 RPG
*Derek Dawes	C So.	1.1 ppg, 2.0 rpg

\* returning from mission; stats from 2001-02 season

\*\* redshirt last year after returning from mission, stats from 2000-01 season

**LETTERWINNERS LOST (7)**

Rafael Araujo	C Sr.	18.4 PPG, 10.1 RPG, 1.4 SPG
Mark Bigelow	F/G Sr.	13.4 PPG, 3.8 RPG, 2.8 APG
Luiz Lemes	G Sr.	8.7 PPG, 3.0 RPG, 4.5 APG
Kevin Woodberry	G Sr.	5.0 PPG, 1.9 RPG, 2.1 APG
Jake Shoff	F/C Sr.	2.9 PPG, 2.7 RPG, .612 FG%
Ricky Bower	G Sr.	Missed Sr. season due to injury
+Marc Roberts	G	6-3 (1.7 ppg, 1.1 rpg)

+ Left team after sixth game in 2003-04

**RETURNING 2003-04 REDSHIRTS (2)**

Joshua Burgess	F	6-8 Jr.	TR
Derek Dawes	C	6-11 So.	1L

**NEWCOMERS (7)**

David Burgess	C	6-10 Fr.
		<i>(signed out of Woodbridge HS in Irvine, Calif.)</i>
Sam Burgess	G	6-3 So.
		<i>(Transfer back from LDS Mission (Snow College))</i>
Chris Miles	F	6-10 Fr.
		<i>(Signed out of Timpviev HS in Provo, Utah)</i>
Trent Plaisted	F	6-10 Fr.
		<i>(Signed out of Clark HS in San Antonio)</i>
Brock Reichner	G	6-4 Jr.
		<i>(Walkon transferring from Salt Lake CC)</i>
Joshua Reisman	G	6-1 Jr.
		<i>(Transfer signed out of San Jose City College (Calif.))</i>
Keena Young	G/F	6-6 So.
		<i>(Transfer signed out of South Plains College (Texas))</i>

**RETURNING FROM LDS CHURCH MISSIONS (2)**

Sam Burgess	G	6-3	190	So.	TR
					<i>(Returned in May from Spokane, Wash.)</i>
Jimmy Balderson	G	6-6	200	So.	1L
					<i>(Returned in August from Micronesia, Guam)</i>

**COUGAR PROGRAM ACHIEVES ANOTHER 20-WIN SEASON**

Last year's 21-9 NCAA team was Steve Cleveland's fourth 20-win team in the past five years. In his seven seasons in Provo, Cleveland has rebuilt the 1-25 program he inherited into a regular conference contender and NCAA participant. Only three BYU coaches have had more 20-win seasons.

- Stan Watts had 6 seasons of 20 wins in 23 years of coaching
- Roger Reid had 6 seasons of 20 wins in 8 years of coaching
- G.Ott Romney had 5 seasons of 20 wins in 9 years of coaching

**FIVE STRAIGHT POSTSEASON INVITES**

BYU earned its fifth straight postseason invitation in 2003-04, including its third NCAA Tournament berth in the last four years. The Cougars earned their second consecutive NCAA at-large invitation after finishing the year with the MWC's best RPI rating and strength of schedule ranking. The Cougars also had the league's top win with its victory over Big 12 Champion and NCAA Final Four participant Oklahoma State.

**LOOKING AT THE LAST FIVE YEARS**

Year	Overall Record	Pre-League	MWC Games	Home Games	MWC Tourney	Postseason
2003-04	21-9 (.700)	10-3 (.769)	10-4 (.714)	13-0 (1.000)	1-1 (.500)	NCAA 0-1
2002-03	23-9 (.719)	11-4 (.733)	11-3 (.786)	13-1 (.929)	1-1 (.500)	NCAA 0-1
2001-02	18-12 (.600)	10-3 (.769)	7-7 (.500)	16-0 (1.000)	0-1 (.000)	NIT 1-1
2000-01	24-9 (.727)	11-4 (.733)	10-4 (.714)	15-0 (1.000)	3-0 (1.000)	NCAA 0-1
<u>1999-00</u>	<u>22-11 (.667)</u>	<u>11-2 (.846)</u>	<u>7-7 (.500)</u>	<u>14-2 (.875)</u>	<u>2-1 (.667)</u>	<u>NIT 2-1</u>
<b>TOTALS</b>	<b>108-50 (.684)</b>	<b>53-16 (.768)</b>	<b>45-25 (.643)</b>	<b>71-3 (.959)</b>	<b>7-4 (.636)</b>	<b>3-5 (.375)</b>

**CONFERENCE TITLES**

BYU has won two regular season MWC titles (2001 and 2003) and one MWC Tournament crown (2001) during the five years of the Mountain West Conference. BYU finished second in the regular season this year and was the 2000 MWC Tournament runner-up.

**MWC SUCCESS**

With BYU's 10-4 conference record last year, Steve Cleveland now has the most MWC wins of any coach. He passed Wyoming's Steve McClain last season and now has 45 MWC wins compared to McClain's 41.

**BYU SUCCESS EVIDENT BY MWC AWARDS**

BYU players have earned 15 All-MWC honors in the five years of the league, including last year when Rafael Araujo (1st team), Mark Bigelow (2nd team) and Mike Hall (3rd team) were recognized. Two players, Mekeli Wesley in 2001 and Rafael Araujo last year, have earned MWC Player of the Year accolades, while two others, Travis Hansen in 2003 and Mike Hall last year, have been named Defensive Player of the Year. Cougar coach Steve Cleveland was named MWC Coach of the Year in 2003.

**NONCONFERENCE SUCCESS**

BYU has had the best success of any MWC team against nonconference competition in the first five years of the league. Cleveland coached BYU to a 56-21 (.727) record against nonconference teams in that five years span, including the league's only unbeaten home nonconference record at 39-0 over those five years. Overall, the Cougars defeated 40 straight non-conference opponents in the Marriott Center since starting the streak with a 61-59 win over Utah State as a member of the WAC on Jan. 2, 1999. Cal just ended the streak with its 67-64 win on Nov. 27. BYU also achieved top nonconference wins with victories over nationally ranked opponents Oklahoma State (2003-04) and Stanford (2001-02).

**PLAYERS IN THE PROS**

In the past five years the BYU program has helped several players go on to professional basketball opportunities. Rafael Araujo was the No. 8 overall pick in this year's NBA draft, selected by the Toronto Raptors. Travis Hansen was the second-round pick of the Atlanta Hawks in 2003. After playing one year with the Hawks he signed a lucrative one-year contract to play in Spain. Others to play professionally over the past five years include Mekeli Wesley (Belgium), Terrell Lyday (France), Trent Whiting (Italy), Eric Nielsen (Spain) and Silester Rivers (Chile). In addition to Araujo, Mark Bigelow (Germany) and Luiz Lemes (Brazil) joined the professional ranks overseas from last year's team.

**BYU TOPS MWC IN ATTENDANCE**

BYU led the Mountain West Conference in attendance and was ranked 11th nationally in home attendance after averaging 15,300 in 13 home games in 2003-04. The prior season in 2002-03, BYU averaged the 17th largest crowd in the nation overall at 14,468 and had the nation's largest percentage increase over the prior season (during the 2002 Olympic Games hosted in Salt Lake City). Last year BYU had a season-high 22,718 attendance vs. Utah, the largest crowd since 1992 and the 21st largest crowd ever in the Marriott Center.

YEAR	OVERALL ATTENDANCE	PRE-LEAGUE	MWC GAMES
2003-04	15,300	13,340	16,981
2002-03	14,468	13,355	15,581
2001-02	8,630	6,810	11,043
*1997-98	8,430	6,647	9,767

\*Cleveland's first year



**BYU NCAA RESULTS**

<b>1950</b>	Western Regional Semis (Kansas City) Baylor 56, BYU 55 Western Consolation (Kansas City) BYU 83, UCLA 62
<b>1951</b>	West First Round (Kansas City) BYU 68, San Jose State 61 West Regional Semifinals (Kansas City) Kansas State 64, BYU 54 West Regional Consolation (Kansas City) Washington 80, BYU 67
<b>1957</b>	West Regional Semifinals (Corvallis, Ore) California 86, BYU 59 West Regional Consolation (Corvallis, Ore) BYU 65, Idaho State 54
<b>1965</b>	West Regional Semifinals (Provo) UCLA 100, BYU 76 West Regional Consolation (Provo) Oklahoma City 112, BYU 102
<b>1969</b>	West First Round (Las Cruces, NM) New Mexico State 74, BYU 62
<b>1971</b>	West First Round (Logan, UT) BYU 91, Utah State 82 West Reg. Semifinals (Salt Lake) UCLA 91, BYU 73 West Reg. Consolation (Salt Lake) Pacific 84, BYU 81
<b>1972</b>	West First Round (Pocatello, Idaho) Long Beach State 95, BYU 90
<b>1979</b>	West Second Round (Tucson, Ariz.) (4) San Francisco 86 (5) BYU 63
<b>1980</b>	West First Round (Ogden, Utah) (6) Clemson 71 (3) BYU 66
<b>1981</b>	East Regional (Providence, R.I.) (6) BYU 60, (11) Princeton 51 (6) BYU 78, (3) UCLA 55 East Regional Semifinals (Atlanta) (6) BYU 51, (2) Notre Dame 50 West Regional Finals (Atlanta) (1) Virginia 74, (6) BYU 60
<b>1984</b>	Midwest Regional (Birmingham, Ala.) (8) BYU 84, (9) UAB 68 (1) Kentucky 93, (8) BYU 68
<b>1987</b>	SE First Round (Birmingham, Ala.) (7) New Orleans 83, (10) BYU 79
<b>1988</b>	Midwest Regional (Birmingham, Ala.) (4) BYU 98, (13) NC-Charlotte 92 (OT) (5) Louisville 97, (4) BYU 76
<b>1990</b>	East First Round (Hartford, Conn.) (5) Clemson 49, (12) BYU 47
<b>1991</b>	West First Round (Salt Lake) (10) BYU 61, (7) Virginia 48 West Second Round (Salt Lake) (2) Arizona 76, (10) BYU 61
<b>1992</b>	West First Round (Boise, Idaho) (7) LSU 94, (10) BYU 83
<b>1993</b>	Midwest First Round (Chicago) (7) BYU 80, (10) SMU 71 Midwest Second Round (Chicago) (2) Kansas 90, (7) BYU 76
<b>1995</b>	Midwest First Round (Memphis, Tenn.) (9) Tulane 76, (8) BYU 70
<b>2001</b>	West First Round (San Diego, Calif.) (5) Cincinnati 84, (12) BYU 59
<b>2003</b>	South First Round (Spokane, Wash.) (5) Connecticut 58, (12) BYU 53
<b>2004</b>	Phoenix Region First Round (Denver, Colo.) (5) Syracuse 80, (12) BYU 75

**WINNING BASKETBALL TRADITION**

With its all-time record of 1473-947 (.609), BYU is No. 19 all-time in Division I victories. The Cougars rank 36th all-time in winning percentage among all Division I basketball programs. The Cougars have had 82 winning seasons in their 102 years of basketball and have made 30 postseason appearances, including 21 NCAA bids, and won 26 conference championships.

**WINNING WAYS**

- With its win at UNLV last year to conclude the regular season, BYU achieved its 28th 20-win season. The Cougars have averaged 20 wins every 2.7 years (BYU has played 76 seasons in which it has played at least 20 games in a season).

- Last year was BYU coach Steve Cleveland's fourth 20-win season in his seven years in Provo since rebuilding the program from its 1-25 season in 1996-97. Cleveland has the second-highest percentage of 20 win seasons (57%) in BYU history behind Roger Reid (75%). Only three BYU coaches have had more than four seasons of 20 wins:

Stan Watts had 6 seasons of 20 wins in 23 years of coaching  
Roger Reid had 6 seasons of 20 wins in 8 years of coaching  
G.Ott Romney had 5 seasons of 20 wins in 9 years of coaching

**CLEVELAND NO. 2 ON MARRIOTT CENTER VICTORY LIST; NO. 2 IN ALL-TIME BYU WINS ON HORIZON**

Cougar head coach Steve Cleveland has guided BYU to the second-most Marriott Center wins. He needs eight more Marriott Center wins to have the most ever by a BYU coach. With his 85-20 record in the Cougars' home arena, he is currently second, having passed Frank Arnold's 81 victories with his win vs. New Mexico last year. Roger Reid has the most Marriott Center wins with 92. Ladell Andersen is fourth with 71. With a 131-94 overall record in his eighth season in Provo, Cleveland is fifth on BYU's career coaching victories list and is 22 wins from moving into second. He needs seven wins to move into fourth. He moved past Legendary Cougar coach Stan Watts has the most wins in school history with 372 triumphs from 1949-72. Ott Romney (1927-35) and Roger Reid (1989-96) both achieved 152 victories and Frank Arnold (1975-83) is currently fourth with 137 wins.

**BYU AMONG 14 TEAMS TO HAVE PLAYER DRAFT EACH OF THE LAST TWO SEASONS**

BYU is one of 14 teams to have at least one player drafted in each of the last two NBA drafts. Former BYU center Rafael Araujo was the No. 8 overall pick in the 2004 draft, being selected by the Toronto Raptors. Former BYU guard Travis Hansen was the No. 37 pick overall, taken in the second round by the Atlanta Hawks in the 2003 draft. Following is the list of teams that have had a player drafted the past two seasons (number of players drafted in parenthesis): Arizona (2), BYU (2), Connecticut (3), Duke (3), Georgia (2), Gonzaga (2), Memphis (2), Minnesota (2), Missouri (2), Oregon (2), Stanford (3), Texas (2), UCLA (2), Xavier (3).

**NCAA TOURNAMENT TRADITION**

BYU gained an at-large bid to the NCAA Tournament after making a solid case for entry into the annual championship field. The Cougars achieved 21 wins even though they played more games (16) away (8-8 record) from home than they did in the Marriott Center where BYU was a perfect 13-0. The Cougars finished the season strong, winning nine straight games until being upset 54-51 by Utah in the MWC Tournament semifinals. BYU had an RPI of 31 and strength of schedule rated No. 35 when selected. BYU had quality wins, including a neutral court victory over nationally ranked and Final Four qualifier Oklahoma State, the Big 12 champs.

- BYU made its 21st NCAA Tournament appearance. The Cougars have an 11-24 record in the NCAA Tournament.

- BYU coach Steve Cleveland has guided the Cougars to the NCAA Tournament three out of the last four seasons, including back-to-back appearances the last two years. In his seventh year at BYU, Cleveland has guided the Cougars to postseason play in each of the past five seasons. He has returned the Cougar program to an annual tournament participant since taking over a program that was 1-25 the season before his arrival.

**ALL-AMERICA TRADITION**

BYU players have received 40 All-America citations. Last year Rafael Araujo was named to the Basketball Times All-America Second Team and was an Associated Press honorable mention pick last season. Regarded as the nation's No. 2 center by Basketball Times, Araujo earned second-team honors while Connecticut center Omeka Okafor received first-team accolades and Duke center Shelden Williams was selected to the third team. Araujo led the Cougars in scoring last season at 18.4 points per game and pulled down a team-leading 10.1 boards per game, which ranks 11th nationally. He had the fourth highest combined points and rebounds averages in the nation last year. The MWC Co-Player of the Year, Araujo also topped BYU in steals (1.4 spg) and blocks (0.8 bpg) and led all MWC players in steals in league action. The 6-foot-11 280-pound native of Sao Paulo, Brazil, recorded 16 double-doubles games, the fifth best single-season total all-time at BYU, while leading the Cougars to a 21-9 record and their second straight at-large NCAA Tournament berth. Araujo was joined on the second team by Wisconsin point guard Devin Harris, North Carolina wing Rashad McCants, Providence forward Ryan Gomes, and Mississippi State forward Lawrence Roberts. Araujo is the 19th Cougar basketball player to earn All-America honors and the first since 2001 when Mekeli Wesley earned Associated Press honorable mention honors. Araujo was also named an honorable mention AP selection, as Okafor was the only center selected to the three AP teams. Araujo is the first Cougar since Mike Smith in 1988 to receive second-team honors. He recorded career highs of 32 points and 17 rebounds in BYU's win over eventual No. 3 Oklahoma State and finished his season with 24 points and 12 rebounds against defending national champion Syracuse in the first round of the NCAA Tournament.





Steve Cleveland is in his eighth year at the helm of the Cougars in 2004-05. During his tenure at BYU, Cleveland has proven to be a first-rate recruiter, an excellent coach and player developer, and above all, a winner.

Cleveland has guided BYU to five straight postseason appearances and four 20-win seasons in the last five years. Only three other BYU coaches have ever achieved more 20-win seasons. He was recognized as the Mountain West Conference's top strategist in the 2004 Street & Smith College Basketball Preview. He was honored as the MWC Coach of the Year in 2002-03,

as voted by the league's coaches and media members, after guiding BYU to a share of the MWC regular season title and a 23-9 record.

In 2003-04, Cleveland coached the Cougars to a 76-71 win over then No. 25 and 2004 Final Four team Oklahoma State in the Delta Center. The Cougars finished second in the Mountain West Conference and advanced to the NCAA Tournament before losing 80-75 to defending national champion Syracuse. In 2002-03, Cleveland's team finished 23-9 and tied for the MWC title before earning an NCAA invite. In 2001-02, Cleveland coached BYU to a win over No. 13 Stanford and advanced to the second round of the NIT despite having lost four starters and six of his top seven players from the prior season. In 2000-01, Cleveland guided BYU to its first NCAA tournament bid since 1995, its first conference regular season title since 1993 and its first conference tournament championship since 1992. While rebuilding a program that finished 1-25 before his arrival, he has posted records of 9-21, 12-16, 22-11, 24-9, 18-12, 23-9 and 21-9. The 1999-2000, 2000-2001 and 2002-03 seasons all rank among the school's best years ever in terms of wins. In fact, since BYU's first season in 1903, only five BYU teams have ever recorded more wins than the 24-9 team in 2000-01.

Cleveland has brought the magic of the Marriott Center back in Provo. BYU averaged 15,300 fans in 2003-04, including the largest crowd (22,718) since 1992, to rank 11th nationally. BYU had the nation's largest percentage increase in attendance in 2003. The Cougars owned the nation's longest homecourt victory streak for much of the 2002 and 2003 seasons until it finally ended at 44 games. BYU has won 62 of its last 63 games at home, including unbeaten seasons in 2001, 2002 and 2004.

Cleveland's teams have traditionally been prepared to play their best at the end of the season. BYU ended the 2003-04 season on a nine-game winning streak through February and March until losing in the MWC semifinal game, earning its third NCAA bid in the last four years. BYU has been to the post-season five straight years. In 2001-02 BYU won in the first round of the NIT before losing at eventual NIT champion Memphis. In 2000-01, BYU won five straight games on the road to secure a share of the MWC regular season title and earn the automatic NCAA bid by claiming the MWC Tournament in Las Vegas. The Cougars won six of their last eight games the prior season, including two MWC tournament wins and two NIT victories. In Cleveland's first year, BYU completed a rare sweep of No. 15 New Mexico and UTEP on the road to earn a WAC tournament berth. The road sweep of New Mexico and UTEP was the first for BYU since 1990-91 and the 83-62 upset of nationally ranked New Mexico in the Pit ended the Lobos' 41-game home winning streak. In Cleveland's second season the Cougars had a blowout win over UTEP before a 90-74 conference tournament upset victory over TCU to achieve BYU's first conference tournament win since 1994.

Cleveland's teams have advanced to the finals of the MWC tournament in two of the five seasons the event has been played, winning the title in 2001.

As a recruiter, Cleveland has made a similar impact on BYU's program. Cleveland's recruits have proven they are not only committed to Cleveland's vision but also are the kind of players to help make that vision a reality in Provo. Cleveland and his staff have been able to attract top talent and develop them into better players.

Cleveland's recruits have been honored with a string of conference newcomer or major awards in their first seasons at BYU. Eight players have been honored in Cleveland's seven years as the Cougar coach, including five who have been singled out as either the conference newcomer or freshman of the year. The last two years Rafael Araujo was named the Newcomer of the Year by the conference media members in a poll conducted by the Las Vegas Review-Journal (the MWC no longer has such an award) and Mike Hall was named MWC Defensive Player of the Year. Listed below is the list of award winners in their first season at BYU.

- Mike Hall (2003-2004 Defensive Player of the Year; All-MWC Third Team)
- Rafael Araujo (2002-2003 Newcomer of the Year by MWC media poll)
- Jared Jensen (2001-2002 MWC Co-Freshman of the Year)
- Trent Whiting (2000-2001 MWC Newcomer Team, 2nd Team All-MWC)
- Terrell Lyday (1999-2000 MWC Newcomer of the Year; All-Tournament Team)
- Mark Bigelow (1998-99 WAC Freshman of the Year; Newcomer Team, 2nd Team All-WAC)
- Mekeli Wesley (1997-98 WAC Newcomer Team)
- Ron Selleaze (1997-98 WAC Newcomer of the Year; Newcomer Team, 2nd Team All-WAC)

In October 2001, Cleveland signed a multi-year contract extension with BYU. Before taking the helm with the Cougars on March 11, 1997, Cleveland compiled a 157-77 record at Fresno City College in Fresno, Calif. Cleveland was named coach of the year two times while at FCC and led the Rams to post-season playoffs in each of his seven seasons in Fresno. Cleveland coached 10 years at Fresno's Clovis West High School, compiling a 180-70 record.

**PLAYING CAREER**

Cleveland played college basketball at UC Irvine and was the Anteaters' MVP and leading scorer his senior season in 1975-76. Prior to attending UC Irvine, Cleveland was Fresno City College's Most Outstanding Player in 1973-74. Cleveland received a B.A. degree in social science from UC Irvine in 1976, and received a Master's in education administration from Fresno Pacific in 1979.

**PERSONAL**

Cleveland, 52, was born in the Los Angeles area and spent most of his life in Fresno, Calif. He served a full-time mission for the Church of Jesus Christ of Latter-day Saints to England from 1971-73. Cleveland was the first head basketball or football coach at BYU to have served a church mission. Cleveland and his wife Kip have three children: sons Casey and Skyler and daughter Katie.

**CLEVELAND'S BYU LEDGER**

BRIGHAM YOUNG UNIVERSITY						
Year	W	L	Pct.	Conf.	Conf. Tourney	NCAA/NIT
2004-2005	2	7	.222			
2003-2004	21	9	.700	10-4 (2nd MWC)	1-1	0-1 NCAA
2002-2003	23	9	.719	11-3 (T-1st MWC)	1-1	0-1 NCAA
2001-2002	18	12	.600	7-7 (T-4th MWC)	0-1	1-1 NIT
2000-2001	24	9	.727	10-4 (T-1st MWC)	3-0	0-1 NCAA
1999-2000	22	11	.667	7-7 (sixth MWC)	2-1	2-1 NIT
1998-1999	12	16	.429	6-8 (fifth WAC)	1-1	
1997-1998	9	21	.300	4-10 (sixth WAC)	0-1	
<b>Totals</b>	<b>131</b>	<b>94</b>	<b>.582</b>	<b>55-43 (.561)</b>	<b>8-6 (.571)</b>	<b>3-5 (.375)</b>







**MIKE HALL**

6-3 • 205 • senior • guard  
San Bernardino, Calif.

**HALL LATELY:** Currently leads the Cougars in scoring at 12.7 ppg ... After scoring in double digits the previous five games, Hall has scored a combined 7 points in the last two outings, making only 2-of-14 shots from the floor ... Scored a team-leading 21 points on 58 percent (7-12) shooting while pulling down a career-high nine rebounds against Boise State in BYU's lone home win ... Contributed 13 points at USC, including three buckets from behind the arc ... Recorded a team-high 19 points at Utah State, including a season-high 3-6 (.500) from behind the three-point line ... Achieved career-high 23 points vs. California, scoring the team's final 12 points ... Averaged a team-leading 14.5 points while adding 3.5 rebounds per game in BYU's two exhibition wins prior to being out with an injured ankle the week leading up to the season opener ... Averaged 10.3 ppg at the Maui Invitational but lacked usual explosiveness while recovering from injury ... Dished out career-high 5 assists vs. Chaminade.

**NOTING HALL:** A 6-foot-3 guard from San Bernardino, Calif., Hall is an MWC Player of the Year candidate as a senior ... He earned MWC Defensive Player of the Year honors and All-MWC Third Team last year ... He is BYU's top returning scorer with the departure of NBA lottery pick Rafael Araujo and four-year starter Mark Bigelow ... Hall joined BYU as a junior from Dixie State College, where he was a first-team NJCAA All-American and Scenic West Athletic Conference and NJCAA Region 18 Player of the Year ... Hall began his college career at Pepperdine University in 2000-2001, playing 18 games for Jan van Breda Kolff in his final season coaching the Waves ... Last year filled the position vacated by graduated All-MWC guard Travis Hansen, who was selected by the Atlanta Hawks in the 2003 NBA Draft ... An unselfish, team-oriented player, Hall is an aggressive, slashing offensive scorer; solid rebounder and strong defender ... Last year he had 20 double-figure scoring games, including nine of the last 11 outings ... BYU was 15-5 when he scores in double digits ... Against Syracuse in the NCAA Tournament he had 17 points on 6-of-9 shooting, including 3-of-3 treys, while equaling his season high of 4 assists ... Against the Orangemen he not only hit from long range but had two head-turning dunks, including an ally-oop from Luiz Lemes ... He led BYU with 21 points on 8-of-10 shooting vs. Utah ... His dunk over MWC Co-Player of the Year Nick Welch of Air Force was the ESPN Play of the Day ... He had 16 points vs. New Mexico while holding Danny Granger to 9 points and 3 rebounds (Granger came in averaging 21 and 9) ... He shot 50 percent or better in 17 games .. Scored career-high 22 points vs. Weber State on 8-of-12 shooting.

**PERSONAL:** Born August 1982 in San Bernardino, Calif. ... parents are Clarence and Sharon Hogue ... brother Marcus Hall ... three-year-old son named Elijah Michael ... said he chose BYU because of good coaches, perfect fit for his position, good school, great community and fan support ... said the most influential people in his sports career are his stepfather and mother ... recreation management major.

**Mike Hall – 2004-05 Game-by-Game**

Opponent	Date	GS	Min	TOTAL			3PTS			FT		REBOUNDS				PF	FO	A	TO	Blk	Stl	Pts	Avg		
				FG	FGA	Pct	3FG	FGA	Pct	FT	FTA	Pct	Off	Def	Tot									Avg	
vs North Carolina	11-22-04	*	25	4	15	.267	2	8	.250	0	2	.000	1	3	4	4.0	4	0	0	4	1	1	10	10.0	
vs Stanford	11-23-04	*	33	2	8	.250	1	3	.333	2	2	1.000	2	4	6	5.0	3	0	2	1	0	1	7	8.5	
vs Chaminade	11-24-04	*	38	5	12	.417	2	5	.400	2	2	1.000	3	3	6	5.3	0	0	5	1	0	4	14	10.3	
CALIFORNIA	11/27/04	*	37	8	18	.444	3	7	.429	4	5	.800	3	1	4	5.0	1	0	2	0	0	3	23	13.5	
at Utah State	12/01/04	*	39	7	16	.438	3	6	.500	2	2	1.000	2	3	5	5.0	1	0	3	1	1	1	19	14.6	
at USC	12/04/04	*	33	5	13	.385	3	7	.429	0	1	.000	1	1	2	4.5	2	0	1	3	0	1	13	14.3	
BOISE STATE UNIVERSITY	12/08/04	*	38	7	12	.583	2	3	.667	5	6	.833	2	7	9	5.1	2	0	5	1	0	0	21	15.3	
vs Washington State University	12/11/04	*	36	1	10	.100	1	6	.167	0	0	.000	0	1	1	4.6	4	0	2	3	0	2	3	13.8	
UTAH STATE	12/18/04	*	22	1	4	.250	0	2	.000	2	2	1.000	1	3	4	4.6	0	0	1	3	0	0	4	12.7	
<b>Totals</b>			9	301	40	108	.370	17	47	.362	17	22	.773	15	26	41	4.6	17	0	21	17	2	13	114	12.7

Games played: 9  
Points/game: 12.7  
FG Pct: .370  
3FG Pct: .362  
FT Pct: .773  
  
Rebounds/game: 4.6  
Assists/game: 2.3  
Turnovers/game: 1.9  
Assist/turnover ratio: 1.2  
Steals/game: 1.4  
Blocks/game: 0.2

**BYU CAREER HIGHS:**

POINTS: 23 vs. California (2005)  
FG MADE: 8 vs. Weber St., vs. Utah (2004), vs. Cal (2005)  
FG ATT: 18 vs. California (2005)  
FG%: .875 (7-8) vs. SUU (2004)  
3FG MADE: 3 at SCU, vs. Syracuse (2004), vs. California (2005), at Utah State, at USC  
3FG ATT: 8 vs. UNC (2005)  
3FG%: 1.000 (3-3) vs. Syracuse (2004)  
FT MADE: 10 vs. UNLV (2004)  
FT ATT: 10 vs. UNLV (2004)  
FT%: 1.000 (10-10) vs. UNLV (2004)  
REB: 9 vs. Boise State (2005)  
ASSISTS: 5 vs. Chaminade (2005), vs. Boise State (2005)  
STEALS: 5 vs. SDSU (2004)  
BLOCKS: 2 vs. WOU, vs. Wyoming (2004)  
MINUTES: 41 vs. SDSU (2004)

**HALL PRIOR YEARS' STATS**

YEAR	GP	GS	MIN	AVG	FG	FGA	PCT	3FG	FGA	PCT	FT	FTA	PCT	OFF	DEF	TOT	AVG	PF	FO	A	AVG	TO	BLK	STL	PTS	AVG
2003-04	30	28	953	31.8	131	265	.494	24	69	.348	98	134	.731	48	56	104	3.5	60	1	54	1.8	58	14	42	384	12.8





**JARED JENSEN**

6-9 • 250 • senior • forward/center  
West Haven, Utah

**JENSEN LATELY:** Did not start against Utah State Saturday due to illness (food poisoning) but played 10 minutes going 2-2 from the floor ... Played just six minutes with one steal and one turnover against Washington State ... Recorded 13 points, going 7-8 from the free throw line, while posting five rebounds against Boise State ... Scored 12 points in a career-high 34 minutes vs. Cal ... Averaged team-leading 11.7 points at the Maui Invitational ... Led all players at the Maui Invitational with a .864 shooting percentage, going 13-of-19 from the floor in three games.

**NOTING JENSEN:** Jensen is an all-conference candidate who will play a much larger role as a senior with the departure of NBA lottery pick Rafael Araujo ... Jensen has played power forward much of the past two years with Araujo in the lineup but Jensen now has the opportunity to return to his more natural position at center ... He made 58 starts over his first three seasons ... Jensen earned All-MVC honorable mention in 2002-03 and MVC Co-Freshman of the Year honors in 2001-02 when he finished first in the Mountain West Conference with a team-leading 59.1 field goal percentage (sixth single-season best percentage in school history) ... A talented offensive player in the low-post, he can receive almost any entry pass with exceptionally soft hands ... He came to the Cougars as the most prized high school recruit from the state of Utah, earning the 2001 Deseret News Mr. Basketball Award, scoring 25.8 points and pulling down 13 rebounds per game at Fremont High School ... A smart player with a total understanding of the BYU's defensive scheme, he also finishes well when given the opportunity, shooting 58 percent from the floor for his career ... Last year Jensen appeared in 27 of 30 games, with 8 starts, and averaged 3.8 points and 2.1 rebounds while shooting .536 from the floor and .724 from the line in 12.1 minutes per game ... After missing three games – all BYU losses – due to a back sprain he suffered against Wyoming in Provo, Jensen returned and BYU went on a nine-game winning streak to finish the regular season with a second-place MVC placement ... The depth and defense he provided in the post with contributions not always evident on a stat sheet were demonstrated as BYU went 10-1 in MVC games with Jensen suited up and and 0-3 without him ... He made several big buckets with 6 points and 4 rebounds in only eight minutes at UNLV in the regular season finale ... He went 14-17 (.824) from the line in MVC games ... He missed the first game of his career at Air Force after playing in 78 straight games for BYU, including 58 starts ... In part due to his recovery from an earlier hand injury and then his back, he saw more limited playing time as a junior, logging more than 20 minutes in a game only three times after averaging 20 minutes or better his first two years ... He played 22 minutes vs. CSU in Provo, scoring 8 points and equaling a career high with a game-high 10 rebounds.

**PERSONAL:** Born March 1983 in Ogden, Utah ... parents are Arnold and Ruth Jensen ... married Shaylee P. Jensen in April 2004 in the Logan Temple ... started as a young child playing basketball with his parents ... recruited by Stanford, Utah, Weber State ... construction management major.

**Jared Jensen – 2004-05 Game-by-Game**

Opponent	Date	GS	Min	FG	FGA	Pct	3FG	FGA	Pct	FT	FTA	Pct	Off	Def	Tot	Avg	PF	FO	A	TO	Blk	Stl	Pts	Avg	
vs North Carolina	11-22-04	*	26	3	4	.750	0	0	.000	2	3	.667	0	3	3	3.0	4	0	1	1	0	1	8	8.0	
vs Stanford	11-23-04	*	24	4	7	.571	0	0	.000	3	5	.600	1	1	2	2.5	2	0	0	2	0	1	11	9.5	
vs Chamaineade	11-24-04	*	25	6	8	.750	0	0	.000	4	4	1.000	4	1	5	3.3	4	0	0	3	0	0	16	11.7	
CALIFORNIA	11/27/04	*	34	4	10	.400	0	0	.000	4	5	.800	2	0	2	3.0	4	0	2	0	0	1	12	11.8	
at Utah State	12/01/04	*	32	3	6	.500	0	0	.000	2	2	1.000	0	4	4	3.2	4	0	1	0	0	2	8	11.0	
at USC	12/04/04	*	16	1	3	.333	0	0	.000	1	1	1.000	2	3	5	3.5	0	0	0	3	0	0	3	9.7	
BOISE STATE UNIVERSITY	12/08/04	*	25	3	9	.333	0	0	.000	7	8	.875	2	3	5	3.7	1	0	1	0	0	2	13	10.1	
vs Washington State University	12/11/04	*	6	0	1	.000	0	0	.000	0	0	.000	0	0	0	3.3	0	0	0	1	0	1	0	8.9	
UTAH STATE	12/18/04	*	10	2	2	1.000	0	0	.000	0	1	.000	1	0	1	3.0	1	0	0	1	0	1	4	8.3	
<b>Totals</b>			8	198	26	50	.520	0	0	.000	23	29	.793	12	15	27	3.0	20	0	5	10	1	8	75	8.3

Games played: 9  
Points/game: 8.3  
FG Pct: 52.0  
FT Pct: 79.3  
  
Rebounds/game: 3.0  
Assists/game: 0.6  
Turnovers/game: 1.1  
Assist/turnover ratio: 0.5  
Steals/game: 0.9  
Blocks/game: 0.1


**CAREER HIGHS:**

POINTS: 20 at Air Force (2002)  
FG MADE: 7 at UNM  
FG ATT: 10 (4 times) last vs. Cal (2005)  
FG%: 1.000 (6-6) vs. Rice  
3FG MADE: -  
3FG ATT: -  
3FG%: -  
FT MADE: 9 vs. SDSU  
FT ATT: 12 vs. SDSU  
FT %: 1.000 (8-8) vs. AFA, at CSU (2002)  
REB: 10 vs. CSU (2004), Creighton, CSUN (2002)  
ASSISTS: 3 at San Diego State  
STEALS: 2 (7 times) last vs. Boise State (2005)  
BLOCKS: 2 (four times)  
MINUTES: 34 vs. Cal (2005)

**JENSEN PRIOR YEARS' STATS**

YEAR	GP	GS	MIN	AVG	FG	FGA	PCT	3FG	FGA	PCT	FT	FTA	PCT	OFF	DEF	TOT	AVG	PF	FO	A	AVG	TO	BLK	STL	PTS	AVG
2001-02	30	25	599	20.0	88	149	.591	0	0	.000	82	97	.845	50	56	106	3.5	73	3	6	0.2	27	13	18	258	8.6
2002-03	32	25	693	21.7	81	141	.574	0	0	.000	77	96	.802	39	66	105	3.3	99	6	14	0.4	32	9	8	239	7.5
2003-04	27	8	328	12.1	30	56	.536	0	0	.000	42	58	.724	20	38	58	2.1	58	1	5	0.2	24	8	2	102	3.8
<b>3-Year Totals</b>	89	58	1620	18.2	199	346	.575	0	0	.000	201	251	.801	109	160	269	3.0	230	10	25	0.3	83	30	28	599	6.8





**GARNER MEADS**

6-8 • 225 • sophomore • forward  
Salt Lake City, Utah

**MEADS LATELY:** Averages 5.4 rebounds, second on the team ... Had only 4 points and 1 rebound vs. Utah State Saturday ... Tied his career-highs with 10 rebounds and two assists against Washington State ... also dished out a career-high two assists against Boise State, adding four points and three rebounds in 14 minutes ... Recorded a season-high 10 points with eight rebounds at USC ... Returned from injury at Utah State on Dec. 1, posting two blocked shots in 18 minutes ... Started the first two games but had to sit out the next two games after injuring his ankle against Stanford ... Averaged 5.5 points and team-best 7.0 rebounds over first two games.

**NOTING MEADS:** Meads started 18 games, including 16 of the last 17 games, as a redshirt freshman in 2003-04 and showed promise of his abilities despite playing with injuries throughout much the year ... A heavily recruited McDonald's High School All-American, Meads entered his first year with BYU in 2000-01 after selecting the Cougars over Stanford and Utah, but suffered a punctured-lung injury the first week of practice and ended up deciding to redshirt ... He left to serve a two-year LDS Church mission at the semester, splitting his redshirt season between the fall of 2000 and the winter of 2003 ... He is an outstanding student-athlete who will be looked to as a leader on and off the floor ... He can bang inside but also has a nice mid-range game and should be a key player for the Cougars as a sophomore ... Overall last year, he appeared in 29 of 30 games, averaging 4.2 points and 2.9 rebounds while shooting .540 from the floor and .644 from the line in 16 minutes per game ... He shot 59 percent in league games, which would have rated second among MWC players but he hadn't taken the minimum three shots per game ... He had four double-figure scoring games and one double-digit rebounding outing ... He played a career-best 34 minutes vs. SDSU, scoring a personal-best 19 points on 7-of-11 shooting, including an aggressive one-handed slam through traffic in transition, and added 8 rebounds. .. He recorded a double-double with 13 points and a season-best 10 rebounds vs. Wyoming in Provo, going 6-for-9 from the floor in 26 minutes ... He played well in BYU's upset over nationally ranked and eventual Final Four participant Oklahoma State with 7 rebounds, including a key offensive rebound, and 6 points while playing 26 minutes.

**PERSONAL:** Born September 1981 in Salt Lake City ... parents are Garner and LeeAnn Meads ... has three sisters and two brothers ... enjoys playing the piano, cars, Sony PlayStation, swimming, water skiing and snow skiing ... was the student body historian at Brighton High his senior year and class vice president as a sophomore ... exercise science major with a business minor.

**Garner Meads – 2004-05 Game-by-Game**

Opponent	Date	GS	Min	TOTAL			3PTS			REBOUNDS			PF	FO	A	TO	Blk	Stl	Pts	Avg					
				FG	FGA	Pct	3FG	FGA	Pct	FT	FTA	Pct									Off	Def	Tot		
vs North Carolina	11-22-04	*	22	1	6	.167	0	0	.000	0	0	.000	3	6	9	9.0	3	0	1	4	1	2	2.0		
vs Stanford	11-23-04	*	22	3	7	.429	0	0	.000	3	3	1.000	2	3	5	7.0	4	0	0	3	1	0	9	5.5	
vs Chaminade	11-24-04																								
CALIFORNIA	11-27-04																								
at Utah State	12/01/04	*	18	0	2	.000	0	0	.000	0	0	.000	1	1	2	5.3	3	0	0	3	2	0	0	3.7	
at USC	12/04/04	*	24	4	6	.667	0	0	.000	2	6	.333	5	3	8	6.0	3	0	1	1	0	1	10	5.3	
BOISE STATE UNIVERSITY	12/08/04	*	14	1	1	1.000	0	0	.000	2	2	1.000	0	3	3	5.4	4	0	2	1	0	0	4	5.0	
vs Washington State University	12/11/04	*	28	0	2	.000	0	0	.000	2	2	1.000	1	9	10	6.2	2	0	2	2	0	0	2	4.5	
UTAH STATE	12/18/04	*	23	2	5	.400	0	0	.000	0	0	.000	0	1	1	5.4	5	1	1	0	1	1	4	4.4	
Totals			7	151	11	29	.379	0	0	.000	9	13	.692	12	26	38	5.4	24	1	7	14	5	4	31	4.4

Games played: 7  
Points/game: 4.4  
FG Pct: .379  
FT Pct: .692

Rebounds/game: 5.4  
Assists/game: 1.0  
Turnovers/game: 2.0  
Assist/turnover ratio: 0.5  
Steals/game: 0.6  
Blocks/game: 0.7

**CAREER HIGHS:**

POINTS: 19 vs. SDSU (2004)  
FG MADE: 7 vs. SDSU (2004)  
FG ATT: 11 vs. SDSU (2004)  
FG%: .667 (6-9) vs. Wyoming (2004), at USC (2005)  
3FG MADE: -  
3FG ATT: 1 at Utah (2004)  
3FG%: .000 (0-1) at Utah (2004)  
FT MADE: 5 vs. Weber St., vs. SDSU (2004)  
FT ATT: 6 vs. Weber St. (2004), at USC (2005)  
FT %: 1.000 (5-5) vs. SDSU (2004)  
REB: 10 vs. Washington State (2005), vs. Wyoming (2004)  
ASSISTS: 2 vs. Washington State, vs. Boise State (2005)  
STEALS: 2 at Wyoming, vs. Utah (2004), vs. UNIC (2005)  
BLOCKS: 2 vs. Utah in Provo, vs. Utah at MWC (2004), at Utah State (2005)  
MINUTES: 34 vs. SDSU (2004)

**MEADS PRIOR YEARS' STATS**

YEAR	GP	GS	MIN	AVG	FG	FGA	PCT	3FG	FGA	PCT	FT	FTA	PCT	OFF	DEF	TOT	AVG	PF	FO	A	AVG	TO	BLK	STL	PTS	AVG
2003-04	29	18	465	16.0	47	87	.540	0	1	.000	29	45	.644	35	48	83	2.9	73	2	9	0.3	28	12	11	123	4.2





**AUSTIN AINGE**

6-2 • 180 • sophomore • point guard  
Gilbert, Ariz.

**AINGE LATELY:** Has been BYU's leading scorer the past two games and leads the Cougars on the season in FG percentage (.528) and three-point FG percentage (.419) ... Got his second start Saturday vs Utah State and scored a career-high 21 points on 6-of-9 shooting, including 3 treys, and 6-of-8 from the line ... Scored 16 points on 58 percent (7-12) shooting in a career-best 31 minutes against Washington State ... Came off the bench to dish out a career-high five assists while adding 14 points and a career-best five rebounds against Boise State ... Made his first start and scored seven points on 2-2 shooting, including one three-pointer, at USC ... Scored 15 points at Utah State on Dec. 1 ... Played primary backup point minutes at the Maui Invitational, averaging 2.7 points and 1.0 assists ... Scored 6 points vs. North Carolina, going 2-of-3 from behind the extended three-point arc ... He played more minutes in each of the first three games than his season game-high last year of 10 minutes.

**NOTING AINGE:** Ainge has had the misfortune of being injured just prior to the start of the season the past two years ... He redshirted in 2002-03 and saw mostly limited action last year after returning ... He is a smart player and leader and a good three-point shooter ... A point guard with an excellent understanding of the game, he is the son of former BYU All-American, NBA All-Star, and Phoenix Suns head coach Danny Ainge, who is currently the executive director of basketball operations for the Boston Celtics ... Last year he missed the first nine games with an injury before making his college debut, hitting his only shot to score two points and grabbing one rebound in two minutes vs. Idaho State at the Cable Car Classic ... He saw his first extended playing time vs. CSU in Provo, logging a season-best 10 minutes, including first-half action for the first time, while scoring a season-best 6 points on 2-of-3 shooting and adding a season-high 2 assists ... also played 10 minutes at Air Force ... Appeared in eight games overall, averaging 1.3 points, 0.4 rebounds and 0.8 assists in 4.5 minutes per outing.

**PERSONAL:** Born September 1981.... parents are Danny and Michelle Ainge .... has three brothers and two sisters ... first cousin Erik Ainge is a freshman quarterback at Tennessee ... served mission for the Church of Jesus Christ of Latter-day Saints to the Dominican Republic ... married Crystal Bluth of Gilbert, Ariz., on April 26, 2003 ... international relations major.

**Austin Ainge – 2004-05 Game-by-Game**

Opponent	Date	GS	Min	TOTAL			3-PTS			REBOUNDS			Avg	PF	FO	A	TO	Blk	Stl	Pts	Avg			
				FG	FGA	Pct	3FG	FGA	Pct	FT	FTA	Pct										Off	Def	Tot
vs North Carolina	11/22/04	18	2	3	.667	2	3	.667	0	0	.000	0	1	1	1.0	1	0	1	4	0	1	6	6.0	
vs Stanford	11/23/04	12	0	1	.000	0	1	.000	0	0	.000	0	0	0	0.5	1	0	0	4	0	0	0	3.0	
vs Chamaineade	11/24/04	14	1	3	.333	0	1	.000	0	0	.000	0	4	4	1.7	3	0	2	3	0	0	2	2.7	
CALIFORNIA	11/27/04	9	0	2	.000	0	1	.000	2	2	1.000	0	1	1	1.5	0	0	0	1	0	0	2	2.5	
at Utah State	12/01/04	30	6	13	.462	3	9	.333	0	0	.000	0	2	2	1.6	1	0	3	4	0	2	15	5.0	
at USC	12/04/04	*	12	2	2	1.000	1	1	1.000	2	2	1.000	0	0	1.3	1	0	2	5	0	1	7	5.3	
BOISE STATE UNIVERSITY	12/08/04	25	4	8	.500	2	4	.500	4	6	.667	0	5	5	1.9	3	0	5	3	0	1	14	6.6	
vs Washington State University	12/11/04	31	7	12	.583	2	6	.333	0	0	.000	0	2	2	1.9	1	0	4	1	0	0	16	7.8	
UTAH STATE	12/18/04	*	30	6	9	.667	3	5	.600	6	8	.750	0	2	2	1.9	0	0	3	4	0	1	21	9.2
Totals		2	181	28	53	.528	13	31	.419	14	18	.778	0	17	17	1.9	11	0	20	29	0	6	83	9.2

Games played: 9  
Points/game: 9.2  
FG Pct: .528  
3FG Pct: .419  
FT Pct: .778  
  
Rebounds/game: 1.9  
Assists/game: 2.2  
Turnovers/game: 3.2  
Assist/turnover ratio: 0.7  
Steals/game: 0.7

**CAREER HIGHS:**

POINTS: 16 vs. Washington State (2005)  
FG MADE: 7 vs. Washington State (2005)  
FG ATT: 13 at Utah State (2005)  
FG%: .667 (6-9) vs. Utah State (2005)  
3FG MADE: 3 at Utah State, vs. Utah State (2005)  
3FG ATT: 9 at Utah State (2005)  
3FG%: .667 (2-3) vs. UNC (2005)  
FT MADE: 6 vs. Utah State (2005)  
FT ATT: 8 vs. Utah State (2005)  
FT %: .750 (6-8) vs. Utah State (2005)  
REB: 5 vs. Boise State (2005)  
ASSTS: 5 vs. Boise State (2005)  
STEALS: 2 at Utah State (2005)  
BLOCKS: 1 vs. New Mexico (2004)  
MIN: 31 vs. Washington State (2005)

**AINGE PRIOR YEARS' STATS**

YEAR	GP	GS	MIN	AVG	FG	FGA	PCT	3FG	FGA	PCT	FT	FTA	PCT	OFF	DEF	TOT	AVG	PF	FO	A	AVG	TO	BLK	STL	PTS	AVG
2003-04	8	0	36	4.5	4	8	.500	1	4	.250	1	2	.500	0	3	3	0.4	6	0	6	0.8	6	1	0	10	1.3





**JIMMY BALDERSON**  
 6-6 • 200 • sophomore • guard  
 Magrath, Alberta, Canada

**BALDERSON LATELY:** Has started the last three games but is only 2-of-15 from the floor in those games ... Earned his first BYU start against Boise State, scoring three points and pulling down two rebounds after recording a career-high 22 points at USC on 6-12 shooting, including a career-best five three-pointers ... Scored six points on .500 shooting in 11-minute season debut at Utah State after coming out of redshirt year ... Sat out the first four games planning to redshirt after August return from his two-year LDS Church mission to the Marshall Islands.

**NOTING BALDERSON:** Balderson is a 6-foot-6 guard who averaged 4.0 points per game and 1.5 rebounds per game as a freshman at BYU prior to serving a two-year mission for the Church of Jesus Christ of Latter-day Saints ... He returned in August ...

A talented scorer, he has excellent range from the three-point arc and has good size. ... He plans to redshirt to allow time to get back into playing condition after his missionary service ... Balderson played in 27 of 30 games as a freshman reserve on BYU's 18-12 team that advanced to the second round of the NIT, logging 8.5 minutes per game while shooting .487 from the floor, .306 (11-of-36) on threes and .657 from the line ... His 48.7 percent shooting from the floor led all BYU perimeter players ... He was seventh on the team in scoring ... He appeared in all 14 league games, averaging 3.6 points and 1.3 rebounds in 8.3 minutes ... He scored double-digit points in three games ... He led BYU in scoring, rebounds and steals with season highs of 19 points, 7 rebounds and 3 steals in BYU's win over Fort Lewis College ... he totaled 14 points and 6 rebounds in a loss at Air Force and scored 11 points with 2 rebounds and a season-high 2 assists in a home win over Southern Utah ... He came off the bench cold in the closing moments of regulation at Pepperdine and promptly hit a three-pointer from the corner as time expired to send the game into overtime ... He scored in 21 of his 27 appearances and grabbed in a rebound in 17 outings.

**PERSONAL:** Born August 1983 in Magrath, Alberta, Canada ... parents are Wes and Lorraine Balderson ... one of seven children, three boys ... oldest brother was Canadian Interuniversitry Player of the Year in Canada as shooting guard, while other brother currently plays football at the University of Alberta and little sister Debbie currently plays basketball for Lethbridge Community College ... served a two-year mission for the Church of Jesus Christ of Latter-day Saints in the Marshall Islands speaking Marshallese ... Business Finance major.

**Jimmy Balderson – 2004-05 Game-by-Game**

Opponent	Date	GS	Min	TOTAL			3PTS			REBOUNDS					PF	FO	A	TO	Blk	Stl	Pts	Avg		
				FG	FGA	Pct	3FG	FGA	Pct	FT	FTA	Pct	Off	Def									Tot	Avg
vs North Carolina	11-22-04			DNP - planned redshirt																				
vs Stanford	11-23-04			DNP - planned redshirt																				
vs Chaminade	11-24-04			DNP - planned redshirt																				
CALIFORNIA	11-27-04			DNP - planned redshirt																				
at Utah State	12/01/04		11	2	4	.500	1	3	.333	1	2	.500	0	0	0	0.0	0	0	0	1	0	0	6	6.0
at USC	12/04/04		25	6	12	.500	5	8	.625	5	7	.714	0	1	1	0.5	3	0	4	2	0	0	22	14.0
BOISE STATE UNIVERSITY	12/06/04	*	18	1	6	.167	1	4	.250	0	0	.000	0	2	2	1.0	0	0	1	0	0	0	3	10.3
vs Washington State University	12/11/04	*	15	0	4	.000	0	3	.000	0	0	.000	0	0	0	0.0	0	0	2	0	0	0	7	7.8
UTAH STATE	12/18/04	*	10	1	5	.200	0	2	.000	0	0	.000	0	0	0	0.6	4	0	1	1	0	2	6.6	
<b>Totals</b>			<b>3</b>	<b>79</b>	<b>10</b>	<b>31</b>	<b>.323</b>	<b>7</b>	<b>20</b>	<b>.350</b>	<b>6</b>	<b>9</b>	<b>.667</b>	<b>0</b>	<b>3</b>	<b>3</b>	<b>0.6</b>	<b>7</b>	<b>0</b>	<b>6</b>	<b>6</b>	<b>0</b>	<b>33</b>	<b>6.6</b>

Games played: 5  
 Points/game: 6.6  
 FG Pct: 32.3  
 3FG Pct: 35.0  
 FT Pct: 66.7  
  
 Rebounds/game: 0.6  
 Assists/game: 1.2  
 Turnovers/game: 1.2  
 Assist/turnover ratio: 1.0


**CAREER HIGHS:**

POINTS: 22 at USC (2005)  
 FG MADE: 8 vs. Fort Lewis (12/12/01)  
 FG ATT: 12 at USC (2005)  
 FG%: .800 vs. Fort Lewis (12/12/01)  
 3FG MADE: 5 at USC (2005)  
 3FG ATT: 8 at USC (2005)  
 3FG%: .620 at USC (2005)  
 FT MADE: 5 at USC (2005)  
 FT ATT: 7 at USC (2005)  
 FT%: 1.000 (4-4) at AFA, UNLV (2001-02)  
 REB: 7 vs. Fort Lewis (12/12/01)  
 ASSTS: 4 at USC (2005)  
 STEALS: 3 vs. Fort Lewis (12/12/01)  
 BLOCKS: 1 at Wyoming (2/28/02)  
 MIN: 25 at USC (2005)

**BALDERSON PRIOR YEAR TOTALS**

YEAR	GP	GS	MIN	AVG	FG	FGA	PCT	3FG	FGA	PCT	FT	FTA	PCT	OFF	DEF	TOT	AVG	PF	FO	A	AVG	TO	BLK	STL	PTS	AVG
2001-02	27	0	229	8.5	37	76	.487	11	36	.306	23	35	.657	11	30	41	1.5	21	1	12	0.4	15	1	9	108	4.0





**DEREK DAWES**

6-11 • 275 • sophomore • center  
Salt Lake City, Utah

**DAWES LATELY:** Despite having to play with a broken thumb suffered Thursday, Dawes made his first start of the season and second of his career vs. Utah State Saturday with regular starter Jared Jensen ill with food poisoning ... Did not score and had 4 rebounds in 14 minutes ... Played a career-best 25 minutes against Washington State, contributing six points and seven rebounds ... Tied his season-high with 10 points, including a career-best 6-7 (.850) from the free-throw line, in 20 minutes at USC ... Had 4 points, career-best 3 blocks and 8 rebounds in 19 minutes vs California ... Seeing the first playing time since his freshman year in 2000-01, he achieved career-high totals of 10 points (vs. Chaminade) and 10 rebounds (vs. Stanford) during the Maui Invitational, averaging 5.0 ppg, 5.3 rpg during the three games coming off the bench.

**NOTING DAWES:** Dawes was a redshirt in 2003-04 after returning from a two-year LDS Church mission in August ... One of the most sought-after centers in the West out of Cottonwood High School (Salt Lake City), where he averaged 19 points, 14 rebounds and 8 blocked shots per game his senior year ... He appeared in 23 of 33 games, with one start, as a freshman on BYU's 24-9 2001 MWC Championship team before leaving to serve a two-year mission ... He redshirted last year ... He is an active player who runs the floor well, is a good free-throw shooter and has range to the three-point arc ... He has good shot blocking ability ... He averaged 1.1 points and 2.0 rebounds in 6.7 minutes per game as a freshman ... shared team-high honors with a season-best 7 rebounds in season-opening win over Elon College, also adding a season-high 6 points on 3-5 shooting in 12 minutes ... Grabbed a rebound in 20 of 23 appearances despite some limited minutes.

**PERSONAL:** Born October 1981 in Salt Lake City ... parents are Larry and Susan Dawes ... has two younger siblings, Cassidy 21 and Kelsey 16 ... is an Eagle scout ... graduated from Cottonwood High School ... served two-year mission for the Church of Jesus Christ of Latter-day Saints in New Hampshire ... recruited by Ohio State, Arizona State, Florida and San Diego State ... pre-communications major:

**Derek Dawes – 2004-05 Game-by-Game**

Opponent	Date	GS	Min	TOTAL			3PTS			FT	FTA	Pct	REBOUNDS			PF	FO	A	TO	Blk	Stl	Pts	Avg	
				FG	FGA	Pct	3FG	FGA	Pct				Off	Def	Tot									
vs North Carolina	11-22-04	3	0	0	.000	0	0	.000	1	2	.500	0	0	0	0.0	0	0	1	0	0	1	10		
vs Stanford	11-23-04	16	2	4	.500	0	0	.000	0	0	.000	3	7	10	5.0	4	0	1	0	0	4	2.5		
vs Chaminade	11-24-04	19	4	7	.571	0	0	.000	2	2	1.000	0	6	6	5.3	1	0	1	2	1	1	10	5.0	
CALIFORNIA	11/27/04	19	2	7	.286	0	0	.000	0	0	.000	4	4	8	6.0	1	0	0	2	3	0	4	4.8	
at Utah State	12/01/04	10	0	0	.000	0	0	.000	0	2	.000	1	1	2	5.2	1	0	0	0	0	0	3.8		
at USC	12/04/04	20	2	4	.500	0	0	.000	6	7	.857	3	2	5	5.2	2	0	0	1	1	0	10	4.8	
BOISE STATE UNIVERSITY	12/08/04	14	1	3	.333	0	0	.000	0	1	.000	0	3	3	4.9	2	0	0	2	1	0	2	4.4	
vs Washington State University	12/11/04	25	1	1	1.000	0	0	.000	4	7	.571	3	4	7	5.1	1	0	1	1	2	0	6	4.6	
UTAH STATE	12/18/04	* 14	0	2	.000	0	0	.000	0	0	.000	0	4	4	5.0	3	0	0	2	1	0	0	4.1	
<b>Totals</b>		<b>1</b>	<b>140</b>	<b>12</b>	<b>28</b>	<b>.429</b>	<b>0</b>	<b>0</b>	<b>.000</b>	<b>13</b>	<b>21</b>	<b>.619</b>	<b>14</b>	<b>31</b>	<b>45</b>	<b>5.0</b>	<b>15</b>	<b>0</b>	<b>2</b>	<b>12</b>	<b>9</b>	<b>1</b>	<b>37</b>	<b>4.1</b>

Games played: 9  
Points/game: 4.1  
FG Pct: 42.9  
FT Pct: 61.9  
  
Rebounds/game: 5.0  
Assists/game: 0.2  
Turnovers/game: 1.3  
Assist/turnover ratio: 0.2  
Steals/game: 0.1  
Blocks/game: 1.0

**CAREER HIGHS:**

POINTS: 10 vs. Chaminade (2005)  
FG MADE: 4 vs. Chaminade (2005)  
FG ATT: 7 vs Chaminade, Cal (2005)  
FG %: .600 (3-5) vs. Elon College (11/21/00)  
  
3FG Made:  
3FG ATT: -  
3FG %: -  
FT MADE: 6 at USC (2005)  
FT ATT: 7 vs. Washington State, at USC (2005)  
  
FT %: .857 at USC (2005)  
REB: 10 vs. Stanford (2005)  
ASSISTS: 2 vs Wyoming (02/15/01)  
STEALS: 1 vs San Diego St. (2001), vs. Chaminade (2005)  
BLOCKS: 3 vs. Cal (2005)  
MINUTES: 25 vs. Washington State (2005)

**DAWES PRIOR YEARS' STATS**

YEAR	GP	GS	MIN	AVG	FG	FGA	PCT	3FG	FGA	PCT	FT	FTA	PCT	OFF	DEF	TOT	AVG	PF	FO	A	AVG	TO	BLK	STL	PTS	AVG
2000-01	23	1	155	6.7	8	22	.364	0	0	.000	10	15	.667	19	27	46	2.0	25	0	2	0.1	9	8	1	26	1.1





**MIKE ROSE**

6-2 • 185 • sophomore • guard  
Houston, Texas

**ROSE LATELY:** Has scored in double figures in each of the past four games while averaging 15.3 ppg ... 21 of his 28 successful field goals this year have been from behind the three-point arc ... Scored 14 points vs. Utah State Saturday in career-best 31 minutes ... Recorded 15 points and a career-high three steals against Washington State ... Connected on 6-of-9 three-pointers against Boise State enroute to recording a season-high 19 points ... Came off the bench for 13 points on four three-pointers and one free throw at USC ... Has come off the bench the last six games after starting all three games at the Maui Invitational at shooting guard ... Scored 8 points vs. Stanford , with his 25 minutes vs. Stanford topped his high of 23 minutes played in a game last year as a freshman.

**NOTING ROSE:** Rose is an excellent shooter out of Spring Woods High School in Houston who led the Mountain West Conference in three-point percentage (.459) as a freshman in 2003-04 ... He set the BYU record with eight treys in his first college game ... His 28 treys last year, despite mostly limited playing time, is the most by a returning player ... He is BYU's third-leading scorer returning from last season ... A strong scoring threat, he has range well beyond the three-point arc ... He utilizes a 37-inch vertical to shoot over taller defenders with a quick release at top of his leap and can dunk off either foot ... Last year he appeared in 26 of 30 games, averaging 3.9 points and 0.7 rebounds in 7.9 minutes per game while shooting 42 percent overall from the floor ... 28 of his 34 field goals were treys ... He totaled a game- and season-high 26 points, while also dishing out a season-best 6 assists, against Southern Utah ... He was a perfect 4-for-4 from the floor, including 3-of-3 on treys for 11 points in nine minutes vs. USC ... He scored 10 points, all in his 11 first-half minutes when he made 3-of-4 treys, and played 22 minutes vs. CSU ... He scored 9 points on 3-of-4 shooting from long range vs. New Mexico in 12 minutes ... He could play a much larger role for the Cougars in 2004-05.

**PERSONAL:** Rose was born October 1984 ... parents are Gordon and Sharon ... has two brothers, Greg (22) and Jordan (17) ... ranked sixth in his class of 365 seniors ... was recruited by Houston, St. Louis, Utah State, Colorado State, Texas Christian, Texas A&M, Tennessee and Illinois ... is the nephew of BYU Associate Head Coach Dave Rose ... open major.

**Mike Rose – 2004-05 Game-by-Game**

Opponent	Date	GS	Min	TOTAL			3-PTS			FT			REBOUNDS					PF	FO	A	TO	Blk	Stl	Pts	Avg
				FG	FGA	Pct	3FG	FGA	Pct	FT	FTA	Pct	Off	Def	Tot	Avg									
vs North Carolina	11-22-04	*	15	2	7	.286	1	5	.200	0	0	.000	0	1	1	10	0	0	0	1	0	0	5	5.0	
vs Stanford	11-23-04	*	25	2	5	.400	2	5	.400	2	4	.500	0	2	2	15	0	0	0	3	0	0	8	6.5	
vs Chaminade	11-24-04	*	14	2	5	.400	1	3	.333	0	0	.000	0	0	0	10	0	0	3	1	0	0	5	6.0	
CALIFORNIA	11/27/04		17	0	4	.000	0	4	.000	1	2	.500	0	3	3	15	3	0	1	0	0	1	1	4.8	
at Utah State	12/01/04		4	1	3	.333	1	2	.500	0	0	.000	0	0	0	12	2	0	0	0	0	0	3	4.4	
at USC	12/04/04		16	4	7	.571	4	6	.667	1	2	.500	0	3	3	15	4	0	0	1	0	0	13	5.8	
BOISE STATE UNIVERSITY	12/08/04		23	6	9	.667	6	9	.667	1	2	.500	0	3	3	17	1	0	1	3	0	0	19	7.7	
vs Washington State University	12/11/04		25	6	13	.462	3	9	.333	0	0	.000	0	2	2	18	3	0	1	2	0	3	15	8.6	
UTAH STATE	12/18/04		31	5	15	.333	3	8	.375	1	2	.500	1	0	1	17	0	0	0	1	0	2	14	9.2	
<b>Totals</b>			3	170	28	68	.412	21	51	.412	6	12	.500	1	14	15	1.7	13	0	6	12	0	6	83	9.2

Games played: 9  
Points/game: 9.2  
FG Pct: 41.2  
3FG Pct: 41.2  
FT Pct: 50.0  
  
Rebounds/game: 1.7  
Assists/game: 0.7  
Turnovers/game: 1.3  
Assist/turnover ratio: 0.5  
Steals/game: 0.7


**CAREER HIGHS:**

POINTS: 26 vs. SUU (2004)  
FG MADE: 9 vs. SUU (2004)  
FG ATT: 16 vs. SUU (2004)  
FG%: 1.000 (4-4) vs. USC (2004)  
3FG MADE: 8 vs. SUU (2004)  
3FG ATT: 13 vs. SUU (2004)  
3FG%: 1.000 (3-3) vs. USC (2004)  
FT MADE: 3 at AFA (2004)  
FT ATT: 4 vs. Stanford (2005)  
FT %: 1.000 (3-3) at AFA (2004)  
  
REB: 5 vs. WOU (2004)  
ASSISTS: 6 vs. SUU (2004)  
STEALS: 3 vs. Washington State (2005)  
  
BLOCKS: 1 vs. WOU (2004)  
MINUTES: 31 vs. Utah State (2005)

**ROSE PRIOR YEARS' STATS**

YEAR	GP	GS	MIN	AVG	FG	FGA	PCT	3FG	FGA	PCT	FT	FTA	PCT	OFF	DEF	TOT	AVG	PF	FO	A	AVG	TO	BLK	STL	PTS	AVG
2003-04	26	0	206	7.9	34	81	.420	28	61	.459	6	12	.500	4	15	19	0.7	12	0	9	0.3	13	1	4	102	3.9





**KEENA YOUNG**  
 6-6 • 205 • sophomore • forward/guard  
 Beaumont, Texas

**YOUNG LATELY:** An active rebounder, Young leads the Cougars with 6.3 rebounds per game playing 21.3 minutes ... Had 8 points and a team-leading 7 rebounds in 17 minutes Saturday vs. Utah State ... Has four starts, two for Garner Meads during his injury ... Came off the bench against Boise State to record 11 points on a career-high 66.7 percent shooting (4-6) while adding eight rebounds ... Started and contributed four rebounds at USC ... Started and led the team in rebounds with nine against Utah State while posting a career-high two blocks ... Had 5 points, 6 rebounds and career-best 2 assists in second start at power forward in place of injured Garner Meads vs. California ... Impressed in his Cougar debut at the Maui Invitational, averaging 9.7 points and 6.7 rebounds in 22.7 minutes of play over three games ... Came off the bench vs. North Carolina (9 points, 10 rebounds in 23 minutes) and Stanford (6 points, 4 rebounds in 12 minutes) before starting in place of injured Garner Meads vs. Chaminade (14 points, 6 rebounds in 33 minutes).

**NOTING YOUNG:** Young is a 6-foot-6 swingman who transferred from South Plains College in Levelland, Texas, after signing with BYU in the spring ... Young averaged 9.9 points, 7.2 rebounds and 2.1 assists as a freshman at South Plains College in 2003-04 as an honorable mention all-league selection ... He has a good mid-range offensive game and is a strong rebounder ... With his size and ability as a defender and rebounder he will contribute on the wing and could play at the four as well ... As a sophomore, Young has four seasons to play three for the Cougars.

**PERSONAL:** Born April 1985 in Beaumont, Texas ... son of Cleveland and Lavella Young ... has one brother, Torri ... Enjoys Playstation ... signed out of high school with the University of Memphis along with classmate Kendrick Perkins but decided to attend South Plains College after Perkins chose to enter the 2003 NBA draft ... Prior to signing with BYU he had verbally committed to Texas Tech ... pre-Law major.

**CLEVELAND ON YOUNG:** "Keena will provide much needed depth on the guard line. Keena has the size and potential to develop into a significant contributor. He has a good mid-range game and has an opportunity to provide critical help at the 3-position as a defender and offensive rebounder."

**Keena Young – 2004-05 Game-by-Game**

Opponent	Date	GS	Min	TOTAL			3PTS			REBOUNDS			Avg	PF	FO	A	TO	Blk	Stl	Pts	Avg				
				FG	FGA	Pct	3FG	3FGA	Pct	FT	FTA	Pct										Off	Def	Tot	
vs North Carolina	11-22-04		23	3	8	.375	0	2	.000	3	5	.600	5	5	10	10.0	1	0	0	0	1	0	9	9.0	
vs Stanford	11-23-04		12	2	4	.500	0	0	.000	2	3	.667	1	3	4	7.0	0	0	0	1	0	0	6	7.5	
vs Chaminade	11-24-04	*	33	7	12	.583	0	0	.000	0	0	.000	3	3	6	6.7	2	0	0	0	0	2	14	9.7	
CALIFORNIA	11-27-04	*	21	2	7	.286	0	0	.000	2	2	1.000	5	1	6	6.5	3	0	2	0	1	0	6	8.8	
at Utah State	12/01/04	*	32	2	7	.286	0	1	.000	0	0	.000	4	5	9	7.0	4	0	2	2	2	2	4	7.8	
at USC	12/04/04	*	19	0	0	.000	0	0	.000	0	0	.000	0	4	4	6.5	0	0	0	2	0	0	0	6.5	
BOISE STATE UNIVERSITY	12/08/04		20	4	6	.667	0	0	.000	3	4	.750	3	5	8	6.7	2	0	0	2	1	1	11	7.1	
vs Washington State University	12/11/04		15	1	3	.333	0	0	.000	0	0	.000	0	3	3	6.3	0	0	0	1	0	0	2	6.5	
UTAH STATE	12/18/04		17	4	9	.444	0	0	.000	0	1	.000	5	2	7	6.3	4	0	0	1	1	0	8	6.7	
<b>Totals</b>			<b>4</b>	<b>192</b>	<b>25</b>	<b>56</b>	<b>.446</b>	<b>0</b>	<b>3</b>	<b>.000</b>	<b>10</b>	<b>15</b>	<b>.667</b>	<b>26</b>	<b>31</b>	<b>57</b>	<b>6.3</b>	<b>16</b>	<b>0</b>	<b>4</b>	<b>8</b>	<b>7</b>	<b>5</b>	<b>60</b>	<b>6.7</b>


Games played: 9  
 Points/game: 6.7  
 FG Pct: 44.6  
 3FG Pct: 0.0  
 FT Pct: 66.7

Rebounds/game: 6.3  
 Assists/game: 0.4  
 Turnovers/game: 0.9  
 Assist/turnover ratio: 0.5  
 Steals/game: 0.6  
 Blocks/game: 0.8

**CAREER HIGHS:**

POINTS: 14 vs. Chaminade (2005)  
 FG MADE: 7 vs. Chaminade (2005)  
 FG ATT: 12 vs. Chaminade (2005)  
 FG%: .667 (4-6) vs. Boise State (2005)  
 3FG MADE: -  
 3FG ATT: 2 vs. North Carolina (2005)  
 3FG%: .000 (0-2) vs. N. Carolina (2005)  
 FT MADE: 3 vs. North Carolina (2005), vs. Boise State (2005)  
 FT ATT: 5 vs. North Carolina (2005)  
 FT%: 1.000 (2-2) vs. Cal (2005), vs. Boise State (2005)  
 REB: 10 vs. North Carolina (2005)  
 ASSISTS: 2 vs. Cal (2005), at Utah State (2005)  
 STEALS: 2 vs. Chaminade (2005), at Utah State (2005)  
 BLOCKS: 2 at Utah State (2005)  
 MINUTES: 33 vs. Chaminade (2005)





**TERRY NASHIF**  
**5-10 • 165 • senior • point guard**  
**Vancouver, Wash.**

**NASHIF LATELY:** After logging at least 20 minutes in BYU's first four games he has only topped 20 minutes once in the last five contests ... Came off the bench vs. Utah State Saturday, dishing out 4 assists in 12 minutes ... Made his seventh start in of the year against Washington State but playing just six minutes ... Dished out a career-high 10 assists in 25 minutes of action off the bench at USC ... Had a season-high 8 points, career-best 8 rebounds and 5 assists in career-most 31 minutes vs. California ... Leads BYU with 3.3 assists per game ... Started all three games at the Maui Invitational, averaging 4.7 points and a team-leading 3.3 assists per game ... took a career-most 9 field goal attempts and 5 three-point attempts vs. Stanford ... also took 5 treys vs. Cal.

**NOTING NASHIF:** Nashif is a solid floor leader with three years of reserve experience who earned the start at the point to begin the season ... He was the primary backup as a freshman and sophomore and played in 23 of 30 games last season as a junior ... He made seven starts in 76 appearances in his first three seasons ... A smart player and good distributor of the ball, he led BYU in assists (3.0) and ranked first among MWC players in Assist/TO Ratio during league games as a sophomore when he made six starts and saw his most extended playing time ... He can knock down the three-pointer and is an excellent ballhandler ... Last year he played a season-high 21 minutes and scored a season-high 6 points while adding 4 rebounds and 3 assists against Western Oregon ... He dished out a career-best 8 assists against Idaho State at the Cable Car Classic in 18 minutes ... As a sophomore matched up against UNLV's Marcus Banks, who went onto become an NBA first-round draft selection, Nashif had 2 blocks and 7 assists (1 turnover), adding 4 boards.

**PERSONAL:** Born July 1980 in Vancouver, Wash. ... parents are Bruce and Kathy Nashif ... ancestry comes from Lebanon ... served a mission for the Church of Jesus Christ of Latter-day Saints to Columbia, S.C., returning in July 2001 ... recruited by Harvard and Portland State ... engaged to marry Katie Williamson on Nov. 6, 2004 ... physical education major.

**Terry Nashif – 2004-05 Game-by-Game**

Opponent	Date	GS	Min	TOTAL			3PTS			REBOUNDS			PF	FO	A	TO	Blk	Stl	Pts	Avg					
				FG	FGA	Pct	3FG	FGA	Pct	FT	FTA	Pct									Off	Def	Tot	Avg	
vs North Carolina	11-22-04	*	23	1	3	.333	1	3	.333	0	0	.000	0	1	1	1.0	1	0	4	8	0	1	3	3.0	
vs Stanford	11-23-04	*	30	2	9	.222	1	5	.200	2	2	1.000	0	1	1	1.0	4	0	1	3	0	1	7	5.0	
vs Chaminade	11-24-04	*	21	2	3	.667	0	0	.000	0	0	.000	0	4	4	2.0	2	0	5	1	1	1	4	4.7	
CALIFORNIA	11/27/04	*	31	3	8	.375	2	5	.400	0	0	.000	0	8	8	3.5	4	0	5	3	0	0	8	5.5	
at Utah State	12/01/04	*	10	0	0	.000	0	0	.000	0	0	.000	0	0	0	2.8	0	0	1	2	0	0	0	4.4	
at USC	12/04/04	*	25	0	4	.000	0	3	.000	0	0	.000	0	3	3	2.8	3	0	10	2	0	1	0	3.7	
BOISE STATE UNIVERSITY	12/08/04	*	17	0	2	.000	0	1	.000	1	2	.500	0	1	1	2.6	0	0	0	1	0	0	1	3.3	
vs Washington State University	12/11/04	*	6	0	1	.000	0	1	.000	0	0	.000	0	0	0	2.3	1	0	0	0	0	0	0	2.9	
UTAH STATE	12/18/04	*	12	0	2	.000	0	1	.000	0	0	.000	0	0	0	2.0	0	0	4	1	0	1	0	2.6	
Totals			7	175	8	32	.250	4	19	.211	3	4	.750	0	18	18	2.0	15	0	30	21	1	5	23	2.6

Games played: 9  
 Points/game: 2.6  
 FG Pct: 25.0  
 3FG Pct: 21.1  
 FT Pct: 75.0  
  
 Rebounds/game: 2.0  
 Assists/game: 3.3  
 Turnovers/game: 2.3  
 Assist/turnover ratio: 1.4  
 Steals/game: 0.6  
 Blocks/game: 0.1


**CAREER HIGHS:**

POINTS: 11 at SDSU (2003)  
 FG MADE: 3 (3 times) last vs. California (2005)  
 FG ATT: 9 vs. Stanford (2005)  
 FG%: 1.000 (3-3) at SDSU (2003)  
 3FG MADE: 3 at SDSU (2003)  
 3FG ATT: 5 vs. Sanford, Cal (2005)  
 3FG%: 1.000 (3-3) at SDSU (2003)  
 FT MADE: 6 vs. Rice  
 FT ATT: 6 vs. CSUN (2002), Rice  
 FT %: 1.000 (6-6) vs. Rice  
 REB: 8 vs. California (2005)  
 ASSISTS: 10 at USC (2005)  
 STEALS: 3 at AFA  
 BLOCKS: 2 vs. UNLV  
 MINUTES: 31 vs. California (2005)

**NASHIF PRIOR YEARS' STATS**

YEAR	GP	GS	MIN	AVG	FG	FGA	PCT	3FG	FGA	PCT	FT	FTA	PCT	OFF	DEF	TOT	AVG	PF	FO	A	AVG	TO	BLK	STL	PTS	AVG
2001-02	21	0	60	2.9	1	3	.333	0	2	.000	9	12	.750	0	9	9	0.4	9	0	10	0.5	9	0	2	11	0.5
2002-03	32	6	470	14.7	21	61	.344	10	26	.385	17	23	.739	5	47	52	1.6	43	0	68	2.1	23	3	18	69	2.2
2003-04	23	1	171	7.4	6	22	.273	3	13	.231	7	9	.778	2	22	24	1.0	21	1	26	1.1	9	1	9	22	1.0
<b>3-Year Totals</b>	<b>76</b>	<b>7</b>	<b>701</b>	<b>9.2</b>	<b>28</b>	<b>86</b>	<b>.326</b>	<b>13</b>	<b>41</b>	<b>.317</b>	<b>33</b>	<b>44</b>	<b>.750</b>	<b>7</b>	<b>78</b>	<b>85</b>	<b>1.1</b>	<b>73</b>	<b>1</b>	<b>104</b>	<b>1.3</b>	<b>42</b>	<b>4</b>	<b>29</b>	<b>102</b>	<b>1.3</b>





**SAM BURGESS**  
 6-3 • 190 • sophomore • guard  
 Alpine, Utah

**BURGESS LATELY:** Has come off the bench in the last two games after not playing the prior two outings ... Scored 5 points in 9 minutes vs. Utah State Saturday ... Played 4 minutes vs. Washington State at the Delta Center ... Did not play against Boise State or USC, the first games he has not appeared in this year ... Scored 5 points in 12 minutes in his only start vs. California ... Scored 8 points with 3 rebounds, 3 blocks and 2 steals in 26 minutes vs. Chaminade in BYU's win.

**NOTING BURGESS:** Burgess is a 6-foot-3, 190-pound shooting guard who averaged 17.2 points per game during his one year at Snow College (Utah) prior to committing to BYU ... After playing at Snow, he left to serve a two-year mission for the Church of Jesus Christ of Latter-day Saints in Spokane, Wash., returning in May 2004 ... He is an excellent shooter and solid defender ... As a freshman prior to his mission and led the Scenic West Athletic Conference in three-point accuracy in 2001-02, making 49 percent (95-192) of his long range attempts while shooting 53 percent overall from the floor ... He shot 79 percent from the free throw line ... Burgess prepped at Lone Peak High School in Highland, Utah, where he was a first-team all-state athlete in three football, basketball and baseball.

**PERSONAL:** Born in November 1982, Burgess is a native of Alpine, Utah ... Parents are Andrew and Wealtha Burgess ... He is one of six children ... Two of his current teammates on BYU's team are his first cousins - brothers Joshua and David Burgess ... He served a two-year mission for the Church of Jesus Christ of Latter-day Saints in Spokane, Wash.

**CLEVELAND ON BURGESS:** "Sam is an outstanding three-point shooter and a strong defender. I love his competitive and confident approach to the game. Sam will be a great asset to our program."

**Sam Burgess – 2004-05 Game-by-Game**

Opponent	Date	GS	Min	TOTAL			3PTS			REBOUNDS			Avg	PF	FO	A	TO	Blk	Stl	Pts	Avg				
				FG	FGA	Pct	3FG	FGA	Pct	FT	FTA	Pct										Off	Def	Tot	
vs North Carolina	11-22-04		15	2	7	.286	0	2	.000	0	0	.000	0	1	1	1.0	4	0	0	2	0	0	4	4.0	
vs Stanford	11-23-04		8	0	3	.000	0	2	.000	0	0	.000	0	1	1	1.0	1	0	1	0	0	0	0	2.0	
vs Chaminade	11-24-04		26	3	11	.273	2	6	.333	0	0	.000	1	2	3	1.7	3	0	0	2	3	2	8	4.0	
CALIFORNIA	11-27-04	*	12	1	5	.200	1	4	.250	3	3	1.000	1	0	1	1.5	3	0	0	1	0	1	6	4.5	
at Utah State	12/01/04		9	1	2	.500	0	0	.000	0	0	.000	0	1	1	1.4	0	0	0	1	0	0	2	4.0	
at USC	12/04/04		DNP - coaches decision																						
BOISE STATE UNIVERSITY	12/08/04		DNP - coaches decision																						
vs Washington State University	12/11/04		4	0	0	.000	0	0	.000	0	0	.000	0	0	0	1.2	1	0	0	1	0	0	0	3.3	
UTAH STATE	12/18/04		9	2	5	.400	1	1	1.000	0	0	.000	0	0	0	1.0	2	0	0	0	0	1	5	3.6	
<b>Totals</b>			1	83	9	33	.273	4	15	.267	3	3	1.000	2	5	7	1.0	14	0	1	7	3	4	25	3.6

Games played: 7  
 Points/game: 3.6  
 FG Pct: .273  
 3FG Pct: .267  
 FT Pct: 100.0

Rebounds/game: 1.0  
 Assists/game: 0.1  
 Turnovers/game: 1.0  
 Assist/turnover ratio: 0.1  
 Steals/game: 0.6  
 Blocks/game: 0.4

**CAREER HIGHS:**

POINTS: 8 vs. Chaminade (2005)  
 FG MADE: 3 vs. Chaminade (2005)  
 FG ATT: 11 vs. Chaminade (2005)  
 FG%: .500 (1-2) at Utah State (2005)  
 3FG MADE: 2 vs. Chaminade (2005)  
 3FG ATT: 6 vs. Chaminade (2005)  
 3FG%: .333 (2-6) vs. Chaminade (2005)  
 FT MADE: 3 vs. California (2005)  
 FT ATT: 3 vs. California (2005)  
 FT%: 1.000 (3-3) vs. Cal (2005)  
 REB: 3 vs. Chaminade (2005)  
 ASSISTS: 1 vs. Stanford (2005)  
 STEALS: 2 vs. Chaminade (2005)  
 BLOCKS: 3 vs. Chaminade (2005)  
 MINUTES: 26 vs. Chaminade (2005)





**CHRIS MILES**  
 6-11 • 235 • freshman • forward  
 Provo, Utah

**MILES LATELY:** Playing a bigger role off the bench in the post, logging a career-best 22 minutes Saturday vs. Utah State while equaling a career-high 5 rebounds with a personal-best 3 blocks ... Contributed two points, two rebounds and a career-best one assist in nine minutes against Washington State ... Recorded two blocks in six minutes against Boise State ... Contributed a career-high four points on 2-4 shooting in eight minutes at USC, highlighted by taking a steal the length of the court for a slam dunk ... Played 18 minutes with 2 points, 1 rebound and 1 blocked shot vs. California ... Grabbed 5 rebounds in 7 minutes vs. North Carolina ... played only one minute vs. Chaminade, making both his free throw attempts to score his first points as a Cougar.

**NOTING MILES:** Miles is Utah's two-time reigning 4A State MVP out of Timpview High School in Provo ... He was ranked as high as the No. 2 post player in the West ... He is an excellent shot-blocker and defender who runs the floor well ... He has worked hard during the summer and has the ability to be a significant contributor ... He averaged 14.9 points, 8.0 rebounds and 4.5 blocks for the Thunderbirds as a senior ... The repeat Deseret News 4A MVP finished his career at Timpview with nearly 300 blocks, second all-time in the Utah High School record book to former BYU and current NBA center Shawn Bradley .

**PERSONAL:** Miles is a native of Provo, Utah ...He was invited to the NBA Players Camp during the summer of 2003, where he was rated No. 47 among the nation's top high school players ... He was ranked as high as the No. 2 post player in the West ... Gonzaga, Utah State, Utah, Kansas, Oregon State, Connecticut, UCLA, Wyoming and Texas Tech also recruited Miles.

**CLEVELAND ON MILES:** "Chris is an excellent defender and has developed into an outstanding shot-blocker," Cleveland said. "He runs the floor as well as any big man I've coached. Chris has shown real improvement with his offensive skill development and will be a major contributor in the program."

**Chris Miles – 2004-05 Game-by-Game**

Opponent	Date	GS	Min	TOTAL			3-PTS			REBOUNDS							Pts	Avg						
				FG	FGA	Pct	3FG	FGA	Pct	FT	FTA	Pct	Off	Def	Tot	Avg			PF	FO	A	TO	Blk	Stl
vs North Carolina	11-22-04	7	0	1	.000	0	0	.000	0	0	0	0	0	0	0	0	0	0	0	0	0	0.0		
vs Stanford	11-23-04	DNP - coaches decision																						
vs Chaminade	11-24-04	1	0	0	.000	0	0	.000	2	2	1.000	0	0	0	2.5	0	0	0	0	0	2	1.0		
CALIFORNIA	11/27/04	18	1	3	.333	0	0	.000	0	0	.000	0	1	1	2.0	0	0	0	1	1	0	2	1.3at	
Utah State	12/01/04	2	0	0	.000	0	0	.000	0	0	.000	0	1	1	1.8	0	0	0	0	0	0	0	1.0	
at USC	12/04/04	8	2	4	.500	0	0	.000	0	0	.000	1	1	2	1.8	1	0	0	0	0	1	4	1.6	
BOISE STATE UNIVERSITY	12/08/04	6	1	1	1.000	0	0	.000	0	0	.000	0	1	1	1.7	1	0	0	2	2	1	2	1.7	
vs Washington State University	12/11/04	9	1	1	1.000	0	0	.000	0	0	.000	1	1	2	1.7	1	0	1	1	0	0	2	1.7	
UTAH STATE	12/18/04	22	0	0	.000	0	0	.000	0	0	.000	2	3	5	2.1	3	0	0	0	3	0	0	1.5	
<b>Totals</b>			0	73	5	10	.500	0	0	.000	2	2	1.000	7	10	17	2.1	7	0	1	5	7	2	1.5

Games played: 8  
 Points/game: 1.5  
 FG Pct: 50.0  
 FT Pct: 100.0  
  
 Rebounds/game: 2.1  
 Assists/game: 0.1  
 Turnovers/game: 0.6  
 Assist/turnover ratio: 0.2  
 Steals/game: 0.3  
 Blocks/game: 0.9

**CAREER HIGHS:**

POINTS: 4 at USC (2005)  
 FG MADE: 2 at USC (2005)  
 FG ATT: 4 at USC (2005)  
 FG %: 1.000 vs. Boise State (2005)  
 3FG MADE: -  
 3FG ATT: -  
 3FG %: -  
 FT MADE: 2 vs. Chaminade (2005)  
 FT ATT: 2 vs. Chaminade (2005)  
 FT %: 1.000 (2-2) vs. Chaminade (2005)  
 REB: 5 vs. North Carolina, vs. Utah State (2005)  
 ASSISTS: - 1 vs. Washington State (2005)  
 STEALS: - 1 at USC (2005)  
 BLOCKS: 3 vs. Utah State (2005)  
 MINUTES: 22 vs. Utah State (2005)



**TRENT PLAISTED**  
 6-11 • 220 • freshman • forward  
 San Antonio, Texas

**PLAISTED LATELY:** Has not played the last three games, not dressing Saturday vs. Utah State due to injury ... last played at USC, logging only 2 minutes ... Appeared in all three games off the bench as a true freshman at the Maui Invitational, averaging 1.0 ppg and 2.3 rpg in 13 minutes per outing ... Logged 18 minutes vs. North Carolina and Stanford and just 3 minutes vs. Chaminade with the Cougars playing a smaller lineup.

**NOTING PLAISTED:** Plaisted is a 6-foot-11, 220-pound left-handed forward who was a first-team 5A Texas all-state selection from San Antonio's Clark High, where he averaged 22 points, 10 rebounds, 2 blocks and 2 assists ... Long and athletic, Plaisted runs the floor well and has a soft shooting touch to 18 feet .. He could play the three and the four positions in college and has the ability to contribute immediately.

**PERSONAL:** Born in October 1986 in California ... Plaisted hails from San Antonio, Texas ... Parents are John and Sherry Plaisted ... He is the youngest of five children, having three sisters and one brother ... Among schools recruiting Plaisted were Florida State, Stanford, Kansas, Oklahoma State, Washington State, Texas A&M, Utah, Arkansas, New Mexico, Texas Tech, and Vanderbilt.

**CLEVELAND ON PLAISTED** "I love Trent's ability to put the ball on the floor and attack the basket," Cleveland said. "He's left handed and very crafty around the basket. Trent will play on the perimeter and continue to develop his outside shooting skills. Trent is 6-foot-10 with great feet and has the potential to be an outstanding defender."

**Trent Plaisted – 2004-05 Game-by-Game**

Opponent	Date	GS	Min	TOTAL			3-PTS			REBOUNDS			Avg	PF	FO	A	TO	Blk	Stl	Pts	Avg			
				FG	FGA	Pct	3FG	FGA	Pct	FT	FTA	Pct										Off	Def	Tot
vs North Carolina	11-22-04		18	0	2	.000	0	0	.000	2	2	1.000	1	2	3	3.0	0	0	1	1	0	0	2	2.0
vs Stanford	11-23-04		18	0	0	.000	0	0	.000	1	4	.250	1	3	4	3.5	1	0	0	1	0	0	1	1.5
vs Chaminade	11-24-04		3	0	1	.000	0	0	.000	0	0	.000	0	0	0	2.3	0	0	0	0	0	0	0	1.0
CALIFORNIA	11/27/04		DNP - coaches decision																					
at Utah State	12/01/04		3	0	0	.000	0	0	.000	0	0	.000	0	0	0	1.8	1	0	0	0	0	0	0	0.8
at USC	12/04/04		2	0	0	.000	0	0	.000	0	0	.000	0	1	1	1.6	0	0	0	0	0	0	0	0.6
BOISE STATE UNIVERSITY	12/08/04		DNP - coaches decision																					
vs Washington State University	12/11/04		DNP - coaches decision																					
UTAH STATE	12/18/04		DNP - injury																					
Totals			0	44	0	3	.000	0	0	.000	3	6	.500	2	6	8	1.6	2	0	1	2	0	3	0.6

Games played: 5  
 Points/game: 0.6  
 FG Pct: 0.0  
 FT Pct: 50.0  
  
 Rebounds/game: 1.6  
 Assists/game: 0.2  
 Turnovers/game: 0.4  
 Assist/turnover ratio: 0.5

**CAREER HIGHS:**

POINTS: 2 vs. North Carolina (2005)  
 FG MADE: -  
 FG ATT: 2 vs. North Carolina (2005)  
 FG %: .000  
 3FG MADE: -  
 3FG ATT: -  
 3FG %: -  
 FT MADE: 2 vs. North Carolina (2005)  
 FT ATT: 4 vs. Stanford (2005)  
 FT %: 1.000 (2-2) vs. N. Carolina (2005)  
 REB: 4 vs. Stanford (2005)  
 ASSISTS: 1 vs. North Carolina (2005)  
  
 STEALS: -  
 BLOCKS: -  
 MINUTES: 18 (twice) vs North Carolina, Stanford (2005)



**DAVID BURGESS**  
 6-10 • 265 • freshman • center  
 Irvine, Calif.

**BURGESS LATELY:** Will not play (ankles) ... Appeared in two games this year ... Played two minutes vs. Cal after sitting out the two prior games ... Made his Cougar debut against North Carolina, recording one steal in 5 minutes.

**NOTING BURGESS:** Burgess is a 6-foot-10, 265-pound center considered one of the best big men coming out of high school in the country ... He is a strong low-post player and aggressive rebounder who can make an impact as a college freshman ... After his junior year, he was the only high school player to compete on the 19-Under USA Basketball World Championships Team that finished 7-1, losing only to eventual champion Australia, and won the 2003 Global Games in Dallas with a 5-0 record ... He was selected to the 18-Under USA Albert Schweitzer Team after his senior season for a tournament held in Germany ... Burgess averaged 19 points, 13 rebounds, 4 blocked shots and 3 assists as a senior at Woodbridge High School in Irvine, Calif., to earn All-California First Team honors.

Woodbridge High School in Irvine, Calif., to earn All-California First Team honors.

**PERSONAL:** Burgess is a native of Irvine, Calif. ... His parents are Kenneth and Sandi Burgess ... He has three brothers and one sister ... His older brother Joshua is also on the BYU team, as well as his first cousin Sam Burgess ... His older brother Chris played Division I basketball at Duke two years and Utah two years before playing professionally overseas ... sister Angela played on BYU's women's basketball team from 1998-99 ... Among the many schools that recruited Burgess were UCLA, Louisville, Gonzaga, Florida, Oregon, Oregon State, Utah and San Diego State.

**CLEVELAND ON BURGESS:** "David is an intelligent and strong low-post player who will have an immediate impact on our program," Cleveland said. "He is an aggressive rebounder and has a solid understanding of offensive low-post play. I'm excited about coaching David and helping him reach his full potential as a player."

**David Burgess – 2004-05 Game-by-Game**

Opponent	Date	GS	Min	TOTAL			3-PTS			REBOUNDS							Avg	PF	FO	A	TO	Blk	Stl	Pts	Avg
				FG	FGA	Pct	3FG	FGA	Pct	FT	FTA	Pct	Off	Def	Tot										
vs North Carolina	11-22-04	5	0	1	.000	0	0	.000	0	0	.000	0	0	0	0	0	0	0	0	0	0	0	0	0.0	
vs Stanford	11-23-04	DNP - coaches decision																							
vs Chaminade	11-24-04	DNP - coaches decision																							
CALIFORNIA	11-27-04	2	0	0	.000	0	0	.000	0	0	.000	0	0	0	0	0	0	0	0	0	0	0	0	0.0	
at Utah State	12/01/04	DNP - coaches decision																							
at USC	12/04/04	DNP - coaches decision																							
BOISE STATE UNIVERSITY	12/08/04	DNP - injury																							
vs Washington State University	12/11/04	DNP - injury																							
UTAH STATE	12/18/04	DNP - injury																							
Totals		0	7	0	1	.000	0	0	.000	0	0	.000	0	0	0	0	0	0	0	0	0	1	0	0.0	
Games played:	2																								
FG Pct:	0.0																								
Steals/game:	0.5																								

**CAREER HIGHS:**

POINTS: -  
 FG MADE: -  
 FG ATT: 1 vs. North Carolina (2005)  
 FG %: .000 (0-1) vs. North Carolina (2005)  
 3FG MADE: -  
 3FG ATT: -  
 3FG %: -  
 FT MADE: -  
 FT ATT: -  
 FT %: -  
 REB: -  
 ASSISTS: -  
 STEALS: 1 vs North Carolina (2005)  
 BLOCKS: -  
 MINUTES: 5 vs. North Carolina (2005)



**JOSHUA REISMAN**

6-1 • 180 • junior • guard  
Mount Vernon, Wash.

**REISMAN LATELY:** Has appeared in one game ... Made his Cougar debut as the first point guard off the bench vs. Chaminade, making his only attempt from the floor in five first-half minutes.

**NOTING REISMAN:** Reisman is a 6-foot-1 point guard who transferred from San Jose City College in San Jose, Calif., after signing with BYU in the spring ... He has the ability to play either the point or shooting guard positions ... Reisman comes to Provo with two years of eligibility remaining after using a redshirt season and playing as a freshman at Gonzaga prior to junior college ... He averaged 14.2 points, 3.0 rebounds and 2.2 assists as a sophomore at San Jose City College where he was an first-team all-league player in 2003-04.

**PERSONAL:** Born in January 1982 ... Reisman hails from the State of Washington ... His mother is Deborah Reisman ... has three bothers and one sister ... hobbies include art ... His sports heroes include Michael Jordan, Muhammad Ali and Tiger Woods.

**CLEVELAND ON REISMAN:** "Josh provides much needed depth on the guard line. Josh is a combo guard with good offensive skills. He can shoot the ball. He will compete at both guard positions."

**Joshua Reisman – 2004-05 Game-by-Game**

Opponent	Date	GS	Min	TOTAL			3-PTS			REBOUNDS					PF	FO	A	TO	Blk	Stl	Pts	Avg		
				FG	FGA	Pct	3FG	FGA	Pct	FT	FTA	Pct	Off	Def									Tot	Avg
vs North Carolina	11-22-04			DNP - coaches decision																				
vs Stanford	11-23-04			DNP - coaches decision																				
vs Chaminade	11-24-04	5	1	1	1.000	0	0	.000	0	0	.000	0	0	0	0.0	2	0	0	1	0	0	2	2.0	
CALIFORNIA	11/27/04			DNP - coaches decision																				
at Utah State	12/01/04			DNP - coaches decision																				
at USC	12/04/04			DNP - coaches decision																				
BOISE STATE UNIVERSITY	12/08/04			DNP - coaches decision																				
vs Washington State University	12/11/04			DNP - coaches decision																				
UTAH STATE	12/18/04			DNP - coaches decision																				
<b>Totals</b>		0	5	1	1	1.000	0	0	.000	0	0	.000	0	0	0	0.0	2	0	0	1	0	0	2	2.0

Games played: 1  
Points/game: 2.0  
FG Pct: 100.0  
Turnovers/game: 1.0

**CAREER HIGHS:**

POINTS: 2 vs. Chaminade (2005)  
FG MADE: 1 vs. Chaminade (2005)  
FG ATT: 1 vs. Chaminade (2005)  
FG %: 1.000 (1-1) vs. Chaminade (2005)  
3FG MADE: -  
3FG ATT: -  
3FG %: -  
FT MADE: -  
FT ATT: -  
FT %: -  
REB: -  
ASSISTS: -  
STEALS: -  
BLOCKS: -  
MINUTES: 5 vs. Chaminade (2005)





**BROCK REICHNER**

6-4 • 205 • junior • guard  
Provo, Utah

**REICHNER LATELY:** Has played in one game, seeing late action vs. Chaminade ... Played in one of two exhibitions, scoring 3 points vs. Calgary.

**NOTING REICHNER:** Reichner unites with the Cougars this fall as a junior after being one of Salt Lake Community College's major contributors in 2004 ... The 6-foot-4 Reichner adds to BYU's backcourt a solid shooter and talented defender and rebounder ... Reichner played at the College of Eastern Utah and served a two-year mission for the Church of Jesus Christ of Latter-day Saints before transferred to SLCC for his sophomore year where Reichner earned honorable mention honors, leading the SWAC in free throw shooting at 89 percent ... He averaged 10.5 points, 4.5 rebounds and 2.1 assists and

earned Academic All-American honors.

**PERSONAL:** Reichner was born July 1981 in Rexburg, Idaho ... parents are Mark and Irene Reichner ... married to Chanell Rose, who was a member of the BYU women's basketball team (2000-2003) and is the daughter of BYU associate head coach Dave Rose ... youngest of three brothers and two sisters ... brother David played at Utah and is now an assistant coach at San Jose State ... served a two year mission for the Church of Jesus Christ of Latter-day Saints in Portugal Lisbon South mission from October 2000 to December 2002 ... international relations major.

**Brock Reichner – 2004-05 Game-by-Game**

Opponent	Date	GS	Min	TOTAL			3-PTS			REBOUNDS					PF	FO	A	TO	Blk	Stl	Pts	Avg	
				FG	FGA	Pct	3FG	FGA	Pct	FT	FTA	Pct	Off	Def									Tot
vs North Carolina	11-22-04			DNP - coaches decision																			
vs Stanford	11-23-04			DNP - coaches decision																			
vs Chaminade	11-24-04	1	0	0	0	.000	0	0	.000	0	0	.000	0	0	0	0	0	0	1	0	0	0	0.0
CALIFORNIA	11/27/04			DNP - coaches decision																			
at Utah State	12/01/04			DNP - coaches decision																			
at USC	12/04/04			DNP - coaches decision																			
BOISE STATE UNIVERSITY	12/08/04			DNP - coaches decision																			
vs Washington State University	12/11/04			DNP - coaches decision																			
UTAH STATE	12/18/04			DNP - coaches decision																			
<b>Totals</b>		0	1	0	0	.000	0	0	.000	0	0	.000	0	0	0	0	0	0	1	0	0	0	0.0

Games played: 1

Turnovers/game: 1.0

**CAREER HIGHS:**

- POINTS: -
- FG MADE: -
- FG ATT: -
- FG %: -
- 3FG MADE: -
- 3FG ATT: -
- 3FG %: -
- FT MADE: -
- FT ATT: -
- FT %: -
- REB: -
- ASSISTS: -
- STEALS: -
- BLOCKS: -
- MINUTES: 1 vs. Chaminade (2005)



<p><b>5 PLAYERS SCORE IN DOUBLE FIGURES</b> 12/8/04 vs. Boise State Hall (21), Rose (19), Ainge (14), Jensen (13), Young (11)</p> <p><b>6 PLAYERS SCORE IN DOUBLE FIGURES</b> 11/24/99 vs. SUU 92-64 W, Lyday 15, Wesley 14, Rivers 14, Vranes 13, Nielsen 12, Cooper 10</p> <p><b>A PLAYER RECORD A DOUBLE-DOUBLE</b> 3/18/04 vs. Syracuse at NCAA Tournament (Denver) Rafael Araujo, 24 points, 12 rebounds</p> <p><b>TWO PLAYERS RECORD A DOUBLE-DOUBLE</b> 1/23/99 vs. CS Northridge Mark Bigelow 23 points, 11 rebounds Nathan Cooper 15 points, 10 rebounds</p> <p><b>TWO DOUBLE-DIGIT REBOUNDERS</b> 12/30/03 at Santa Clara (Cable Car Classic) Rafael Araujo-12, Jake Shoff-12</p> <p><b>TWO PLAYERS FOULED OUT</b> 2/23/04 vs. Air Force Hall, Shoff</p> <p><b>THREE OR MORE PLAYERS FOULED OUT</b> 12/30/03 at Santa Clara (Cable Car Classic) Araujo, Jensen, Shoff</p> <p><b>A PLAYER EJECTED FROM THE GAME</b> 11/23/02 vs. Kansas State Travis Hansen (2 technical fouls)</p> <p><b>A BYU PLAYER RECEIVED A TECHNICAL FOUL</b> 3/24/04 vs. Chaminade in Maui - Keena Young</p> <p><b>A BYU COACH RECEIVED A TECHNICAL FOUL</b> 3/3/03 at UNM - Steve Cleveland</p> <p><b>AN OPPONENT COACH RECEIVED A TECHNICAL FOUL</b> 12/13/03 vs USC - USC coach Henry Bibby</p> <p><b>AN OPPONENT PLAYER RECEIVED A TECHNICAL FOUL</b> 12/4/04 at USC - Gabriel Pruitt</p> <p><b>AT LEAST TWO PLAYERS SCORED 20+ POINTS</b> 2/23/04 at UNLV Luiz Lernes-23, Rafael Araujo-21</p> <p><b>THREE PLAYERS SCORED 20+ POINTS</b> 1/16/03 vs. UNLV Rafael Araujo-22 Mark Bigelow-21; Travis Hansen-20</p> <p><b>FOUR PLAYERS SCORED 20+ POINTS</b> 1/13/79 vs. UNM D. Ainge-27; Scott Runia-25; Devin Durrant-20; Alan Taylor-20.</p> <p><b>TWO PLAYERS SCORED 25+ POINTS</b> 3/1/01 at New Mexico Terrell Lyday-26; Mekeli Wesley-25</p> <p><b>A PLAYER SCORED 30+ POINTS</b> 12/06/03 vs. Oklahoma State (at Delta Center) Rafael Araujo-32</p> <p><b>PLAYER ATTEMPTED 20 OR MORE FIELD GOALS</b> 3/20/03 21, Travis Hansen vs. Connecticut (8-21)</p> <p><b>A PLAYER WITH 5 STEALS</b> 2/9/04 vs. SDSU - Mike Hall</p> <p><b>A PLAYER HAD DOUBLE-DIGIT ASSISTS</b> 12/4/04 at USC Terry Nashif - 10</p> <p><b>A PLAYER MADE DOUBLE-DIGIT FREE THROWS</b> 2/7/04 vs. UNLV Mike Hall - 10-of-10</p> <p><b>A PLAYER 100% AT FT LINE (MIN. 8 ATTS)</b> 2/7/04 UNLV - Mike Hall (10-10)</p> <p><b>A PLAYER 100% FROM FLOOR (MIN. 5 ATTS)</b> 1/02/03 vs. Pepperdine Jake Shoff (6-6)</p> <p><b>A PLAYER 100% ON TREYS (MIN. 3 ATTS)</b> 3/18/04 vs. Syracuse at NCAA - Mike Hall (3-3)</p> <p><b>DID NOT MAKE A TREY (249 STRAIGHT GAMES WITH 3)</b> 11/22/96 vs. CS Fullerton (0-9)</p> <p><b>LAST TIME OPPONENT DID NOT MAKE A TREY</b> 12/14/02 Utah State (0-5)</p> <p><b>BYUCOMMITTED 25-PLUS TURNOVERS</b> 11/22/04 vs. North Carolina, 86-50 L (27)</p>	<p><b>BYU SCORED 90 POINTS</b> 12/8/04 vs. Boise State 90-77 W</p> <p><b>BYU SCORED 100 POINTS</b> 2001-02 vs. Fort Lewis 101-53 W</p> <p><b>BYU SCORED 110 POINTS</b> 1/28/95 vs. Morgan State 110-69 W</p> <p><b>BYU SCORED LESS THAN 50 POINTS IN A GAME</b> 12/11/04 vs. Washington State 46-49 L</p> <p><b>HELD OPPONENT TO LESS THAN 50 POINTS IN A GAME</b> 12/11/04 vs. Washington State 46-49 L</p> <p><b>BYU SCORED LESS THAN 40 POINTS IN A GAME</b> 2/3/97 @ New Mexico 32-74 L</p> <p><b>HELD OPPONENT TO LESS THAN 40 POINTS IN A GAME</b> 2/3/03 vs. Air Force 65-33 W</p> <p><b>SHOT 60% FG</b> 2/23/04 vs. Air Force, (.639) won, 67-61</p> <p><b>OPPONENT SHOT 60% FG</b> 1/24/04 @ Air Force 72.5 percent</p> <p><b>SHOT 70% FG IN A HALF</b> 2/23/04 vs. Air Force, (.824) 14-17 (13-13 inside the arc)</p> <p><b>SHOT 100% FT</b> 2004 vs. Chaminade 10-for-10</p> <p><b>SHOT 90% FT</b> 11/21/03 vs. SUU 92.3 percent 12-for-13</p> <p><b>SHOT LESS THAN 50% FT</b> 12/23/03 @ Utah State 43.8 percent (7-16)</p> <p><b>SHOT 60% THREE-POINTERS</b> 3/12/04 vs. Utah @MWC Tourney, 62.5 percent 5-for-8</p> <p><b>SHOT 70% THREE-POINTERS</b> 1/16/93 @ Air Force 73.3 percent 11-for-15</p> <p><b>HAD SIX OR FEWER TURNOVERS</b> 3/10/00 vs. Utah, 6</p> <p><b>FEWEST TEAM FOULS IN A GAME</b> 12/7/00 vs. Florida International, 11</p> <p><b>OPPONENT SCORED LESS THAN 20 POINTS IN FIRST HALF</b> 12/11/04 vs. Washington State, 18 (BYU led 25-18)</p> <p><b>SCORED LESS THAN 20 POINTS IN THE FIRST HALF</b> 11/22/04 vs. North Carolina, 18 (trailed 18-48)</p> <p><b>SCORED LESS THAN 20 POINTS IN THE SECOND HALF</b> 1/15/00 vs. Utah, 19</p> <p><b>SCORED OVER 50 POINTS IN FIRST HALF</b> 11/30/02 vs. Rice, 56</p> <p><b>SCORED OVER 50 POINTS IN SECOND HALF</b> 12/8/04 vs. Boise State, 51</p> <p><b>SCORED OVER 60 POINTS IN FIRST HALF</b> 2/25/93 vs. Sacramento St. 62</p> <p><b>SCORED OVER 60 POINTS IN SECOND HALF</b> 12/28/95 vs. Morgan St. 61</p> <p><b>ALLOWED OVER 50 POINTS IN A HALF</b> 12/23/03 at Utah State - 51 (first half)</p> <p><b>WON BY 50 POINTS</b> 2/25/93 vs. Sacramento State (50) 128-78 W</p> <p><b>WON BY 40 POINTS</b> 12/12/01 vs. Fort Lewis (48) 101-53 W</p> <p><b>WON BY 30 POINTS</b> 12/10/03 vs. Western Oregon (36) 92-56 W</p> <p><b>WON BY 25 POINTS</b> 1/17/04 vs. CSU (29) 82-53 W</p> <p><b>LOST BY 35-plus POINTS</b> 11/22/04 vs. North Carolina (36) 86-50 L</p> <p><b>LOST BY 25 POINTS</b> 1/7/04 @ NC State (27) 89-62 L</p> <p><b>PLAYED OVERTIME GAME</b> 2/9/04 vs. SDSU 83-69 W</p>	<p><b>WON GAME IN SINGLE OVERTIME</b> 2/9/04 vs. SDSU 83-69 W</p> <p><b>LOST IN OVERTIME</b> 3/14/03 vs. CSU at MWC 80-86 L</p> <p><b>PLAYED A DOUBLE OT GAME</b> 3/5/88 vs. Utep 80-83 L 2OT</p> <p><b>PLAYED A TRIPLE OT GAME</b> 2/28/98 @ Utep 76-75 W 3OT</p> <p><b>WON 15 STRAIGHT GAMES</b> 1987-88 (17)</p> <p><b>WON 10 STRAIGHT GAMES</b> 1992-93 (13)</p> <p><b>WON 9 STRAIGHT GAMES</b> 2003-04</p> <p><b>WON 6 STRAIGHT GAMES</b> 2003-04 (twice)</p> <p><b>LOST 3 STRAIGHT GAMES</b> 2005 vs. California, @ Utah State, @ USC</p> <p><b>LOST 4 STRAIGHT GAMES</b> 1999 Fresno St., @ UTEP, @ UNM, Utah</p> <p><b>LOST 5 STRAIGHT</b> 1998 (9)</p> <p><b>LOST 10 STRAIGHT GAMES</b> 1996-97 (21) - school record</p> <p><b>WENT TO AN NCAA GAME</b> 3/18/04 vs. Syracuse 75-80 L</p> <p><b>WON AN NCAA GAME</b> 3/18/93 vs. SMU 80-71 W Then lost to Kansas 76-90 in second round</p> <p><b>WON TWO NCAA GAMES</b> 1980-81 Princeton 60-51, UCLA 78-55, Notre Dame 51-50 Then lost to Virginia 60-74 L</p> <p><b>WON THREE NCAA GAMES</b> Same as above</p> <p><b>WON FOUR NCAA GAMES</b> Never</p> <p><b>PLAYED IN THE NIT</b> 2001-2002 Season</p> <p><b>WON AN NIT GAME</b> 3/14/02 vs. UC Irvine 78-55 W</p> <p><b>WON TWO NIT GAMES</b> 1999-00 Bowling Green 81-54, So. Illinois 82-57 Then lost to Notre Dame in quarterfinals</p> <p><b>WON THREE NIT GAMES</b> 1965-66 NIT CHAMPIONS 1950-51 NIT CHAMPIONS</p> <p><b>WON CONFERENCE TOURNEY</b> 2000-01</p> <p><b>WON CONFERENCE REGULAR SEASON</b> 2002-03 Tied with Utah</p> <p><b>WON CONFERENCE REGULAR SEASON OUTRIGHT</b> 1987-88</p> <p><b>APPEARED ON ESPN</b> 3/1/04 vs. Utah, 70-57 W</p> <p><b>APPEARED ON ESPN 2</b> 11/22/04 vs. North Carolina, 86-50 L</p> <p><b>APPEARED ON ESPN-PLUS</b> 3/12/04 vs. Utah at MWC, 51-54 L</p> <p><b>APPEARED ON CBS</b> 3/15/03 vs. Syracuse 75-80 L</p> <p><b>APPEARED ON ABC</b> 3/6/04 at UNLV, 89-88 W</p> <p><b>WAS RANKED IN THE TOP-25 AP POLL</b> 1992-93 Season Ranked 21st</p> <p><b>FINISHED SEASON RANKED IN THE TOP-25 POLL</b> 1987-88 Season 19th (AP), 17th (UPI)</p>
-----------------------------------------------------------------------------------------------------------------------------------------------------------------------------------------------------------------------------------------------------------------------------------------------------------------------------------------------------------------------------------------------------------------------------------------------------------------------------------------------------------------------------------------------------------------------------------------------------------------------------------------------------------------------------------------------------------------------------------------------------------------------------------------------------------------------------------------------------------------------------------------------------------------------------------------------------------------------------------------------------------------------------------------------------------------------------------------------------------------------------------------------------------------------------------------------------------------------------------------------------------------------------------------------------------------------------------------------------------------------------------------------------------------------------------------------------------------------------------------------------------------------------------------------------------------------------------------------------------------------------------------------------------------------------------------------------------------------------------------------------------------------------------------------------------------------------------------------------------------------------------------------------------------------------------------------------------------------------------------------------------------------------------------------------------------------------------------------------------------------------------------------------------------------------------------------------------------------------------------------------------------------------------------------------------------------------------------------------------------------------------------------------------------------------------------------------------------------------------------------------------------------------------------------------------------------------------------------------------------------------------------------------------------------------------------------------------------------------------------------------------------------------------------------------------------------------------------------------------------------------------------------------------------------------------------------------------------------	-----------------------------------------------------------------------------------------------------------------------------------------------------------------------------------------------------------------------------------------------------------------------------------------------------------------------------------------------------------------------------------------------------------------------------------------------------------------------------------------------------------------------------------------------------------------------------------------------------------------------------------------------------------------------------------------------------------------------------------------------------------------------------------------------------------------------------------------------------------------------------------------------------------------------------------------------------------------------------------------------------------------------------------------------------------------------------------------------------------------------------------------------------------------------------------------------------------------------------------------------------------------------------------------------------------------------------------------------------------------------------------------------------------------------------------------------------------------------------------------------------------------------------------------------------------------------------------------------------------------------------------------------------------------------------------------------------------------------------------------------------------------------------------------------------------------------------------------------------------------------------------------------------------------------------------------------------------------------------------------------------------------------------------------------------------------------------------------------------------------------------------------------------------------------------------------------------------------------------------------------------------------------------------------------------------------------------------------------------------------------------------------------------------------------------------------------------------------------------------------------------------------------------------------------------------------------------------------------------------------------------------------------------------------------------------------------------------------------	----------------------------------------------------------------------------------------------------------------------------------------------------------------------------------------------------------------------------------------------------------------------------------------------------------------------------------------------------------------------------------------------------------------------------------------------------------------------------------------------------------------------------------------------------------------------------------------------------------------------------------------------------------------------------------------------------------------------------------------------------------------------------------------------------------------------------------------------------------------------------------------------------------------------------------------------------------------------------------------------------------------------------------------------------------------------------------------------------------------------------------------------------------------------------------------------------------------------------------------------------------------------------------------------------------------------------------------------------------------------------------------------------------------------------------------------------------------------------------------------------------------------------------------------------------------------------------------------------------------------------------------------------------------------------------------------------------------------------------------------------------------------------------------------------------------------------------------------------------------------------------------------------------------------------------------------------------------------------------------------------------------------------------------------------------------------------------------------------------------------------------------------------------------------------------------------------------------------------------------------------------

# 2004-05 Individual Game Box Scores

# 2004-05 BYU Men's Basketball

## BYU vs. No. 11 North Carolina – Game #1 (Maui)

11-22-04 4 p.m. at Lahaina Civic Center, Maui, Hawaii  
VISITORS: Brigham Young D-1

#	Player	totfg		3pt		rebounds			pf	tp	a	to	blk	s	min			
		fg	fga	fg	fga	ft	fta	of								de	tot	
##	MEADS, Garner	f	1	6	0	0	0	3	6	3	2	1	4	1	2	22		
52	JENSEN, Jared	f	3	4	0	0	2	3	0	3	3	4	8	1	1	0	1	26
01	HALL, Mike	g	2	15	2	8	0	2	1	3	4	4	10	4	1	1	25	
02	ROSE, Mike	g	2	7	1	5	0	0	1	1	0	5	0	1	0	1	0	15
10	NASHIF, Terry	g	1	3	1	3	0	0	1	1	1	3	4	8	0	1	23	
03	YOUNG, Keena	3	8	0	2	3	5	5	10	1	9	0	0	0	1	0	23	
13	AINGE, Austin	2	3	2	3	0	0	1	1	1	6	1	4	0	1	1	18	
20	BURGESS, Sam	2	7	0	2	0	0	0	1	1	4	4	2	0	0	0	15	
34	BURGESS, David	0	1	0	0	0	0	0	0	0	2	0	0	0	0	1	5	
43	DAWES, Derek	0	0	0	0	1	2	0	0	0	1	0	1	0	0	0	3	
44	PLAISTED, Trent	0	2	0	0	2	1	2	3	0	2	1	1	0	0	0	18	
54	MILES, Chris	0	1	0	0	0	0	3	2	5	1	0	1	1	0	7	0	
TEAM																		
Totals			18	57	6	23	8	14	15	28	43	21	50	8	27	4	7	200

TOTAL FG%	1st Half: 5:27 18.5%	2nd Half: 13:30 43.3%	Game: 31.6%	DEADB
3-Pt. FG%	1st Half: 3:13 23.1%	2nd Half: 3:10 30.0%	Game: 26.1%	REBOUNDS
F Throw %	1st Half: 5:8 62.5%	2nd Half: 3:6 50.0%	Game: 57.1%	2

### HOME TEAM: North Carolina 1-1

#	Player	totfg		3pt		rebounds			pf	tp	a	to	blk	s	min			
		fg	fga	fg	fga	ft	fta	of								de	tot	
21	Williams, Javod	f	4	9	0	2	3	5	1	5	6	1	11	0	0	0	23	
42	May, Sean	c	7	11	0	0	4	6	3	5	8	2	18	0	3	0	3	23
02	Felton, Raymond	g	2	10	2	7	0	0	2	2	2	3	6	7	2	0	2	26
05	Manuel, Jackie	g	2	5	0	2	3	1	1	2	0	6	2	0	0	3	24	
32	McCants, Rashad	g	5	9	3	6	0	0	0	5	5	3	13	3	1	0	1	22
01	Scott, Melvin	3	6	2	5	2	2	0	0	0	0	0	10	0	0	1	13	
03	Terry, Rayshawn	2	3	1	2	0	0	1	0	1	1	5	0	3	0	0	6	
11	Thomas, Quentin	0	1	0	0	0	0	0	0	0	0	0	2	1	0	0	8	
15	Everett, Charlie	0	0	0	0	0	0	0	0	0	0	0	0	0	0	0	2	
22	Miller, Wes	3	2	0	2	0	0	0	0	0	0	0	1	0	0	0	6	
24	Williams, Marvin	1	4	0	0	6	3	3	6	3	8	1	2	0	0	0	20	
25	Grant, Damon	0	4	0	0	0	0	2	0	2	0	0	0	0	0	0	4	
34	Noel, David	3	4	0	0	1	1	2	5	7	4	7	3	0	0	2	17	
35	Hooker, C.J.	0	0	0	0	0	0	0	0	0	0	0	0	0	0	0	2	
41	Sanders, Byron	1	1	0	0	0	0	1	0	1	0	2	0	0	0	0	4	
TEAM																		
Totals			30	69	8	26	18	23	14	28	42	17	86	19	12	1	15	200

TOTAL FG%	1st Half: 17:36 47.2%	2nd Half: 13:33 39.4%	Game: 43.5%	DEADB
3-Pt. FG%	1st Half: 3:13 23.1%	2nd Half: 5:13 39.5%	Game: 30.8%	REBOUNDS
F Throw %	1st Half: 11:14 78.6%	2nd Half: 7:9 77.8%	Game: 78.3%	2

Officials: Bob Donato, Craig Peterson, J.D. Collins  
 Technical fouls: Brigham Young-None, North Carolina-None.  
 Attendance: 2500  
 Score by Periods  
 Brigham Young 18 32 50  
 North Carolina 48 38 86

## BYU vs. Stanford – Game #2 (Maui Invitational)

11-23-04 11 a.m. at Lahaina Civic Center, Maui, Hawaii  
VISITORS: Brigham Young D-2

#	Player	totfg		3pt		rebounds			pf	tp	a	to	blk	s	min			
		fg	fga	fg	fga	ft	fta	of								de	tot	
##	MEADS, Garner	f	3	7	0	0	3	2	3	5	4	9	1	3	0	22		
52	JENSEN, Jared	f	4	7	0	0	3	5	1	1	2	2	11	0	2	0	1	24
01	HALL, Mike	g	2	8	1	3	2	2	4	6	3	7	2	1	0	1	33	
02	ROSE, Mike	g	2	5	2	2	4	0	2	2	0	8	0	3	0	0	25	
10	NASHIF, Terry	g	2	9	1	5	2	2	0	1	1	4	7	1	3	0	1	30
03	YOUNG, Keena	2	4	0	0	2	3	1	3	4	0	6	0	1	0	0	12	
13	AINGE, Austin	0	1	0	1	0	0	0	0	0	0	1	0	0	0	0	12	
20	BURGESS, Sam	0	3	0	2	0	0	0	1	1	1	0	1	0	0	0	8	
43	DAWES, Derek	2	4	0	0	0	0	3	7	10	4	4	0	1	0	0	16	
44	PLAISTED, Trent	0	0	0	0	1	4	1	3	4	1	1	0	1	0	0	18	
TEAM																		
Totals			17	48	4	16	15	23	11	27	38	20	53	4	19	1	3	200

TOTAL FG%	1st Half: 9:26 34.6%	2nd Half: 8:22 36.4%	Game: 35.4%	DEADB
3-Pt. FG%	1st Half: 2:9 22.2%	2nd Half: 2:7 28.6%	Game: 25.0%	REBOUNDS
F Throw %	1st Half: 5:7 71.4%	2nd Half: 10:16 62.5%	Game: 65.2%	4,1

### HOME TEAM: Stanford 2-1

#	Player	totfg		3pt		rebounds			pf	tp	a	to	blk	s	min				
		fg	fga	fg	fga	ft	fta	of								de	tot		
20	Griffey, Dan	f	6	12	1	4	7	8	1	6	7	1	20	0	1	0	1	31	
53	Hempz, Matt	f	4	10	0	0	0	2	6	9	4	6	1	1	3	1	2	23	
42	Little, Rob	c	2	5	0	0	1	2	1	2	4	5	1	4	0	0	0	19	
11	Hernandez, Chris	g	1	6	1	4	6	10	1	3	3	9	3	3	0	1	33		
21	Robinson, Nick	g	4	8	0	1	4	4	4	8	3	8	2	2	0	3	33		
10	Morris, Tim	3	6	0	1	0	0	4	2	2	1	10	4	0	0	0	21		
31	Finger, Taj	2	2	0	0	0	1	1	2	4	4	1	0	0	1	1	13		
32	Haas, Jason	0	1	0	1	0	0	0	0	0	0	0	0	0	0	0	0	14	
44	Washington, Fred	0	4	0	0	0	0	0	0	0	1	0	0	0	0	0	4	4	
55	Prowitt, Peter	0	1	0	0	0	0	1	2	2	0	1	0	1	0	1	0	9	
TEAM																			
Totals			21	55	2	11	18	25	11	23	34	23	62	13	11	4	7	200	

TOTAL FG%	1st Half: 10:30 33.3%	2nd Half: 11:25 44.0%	Game: 38.2%	DEADB
3-Pt. FG%	1st Half: 1:6 16.7%	2nd Half: 1:5 20.0%	Game: 18.2%	REBOUNDS
F Throw %	1st Half: 7:9 77.8%	2nd Half: 11:16 68.8%	Game: 72.0%	2,1

Officials: Tony Greene, Steve Skiles, Brian Forte  
 Technical fouls: Brigham Young-None, Stanford-None.  
 Attendance: 2500  
 Score by Periods  
 Brigham Young 25 28 53  
 Stanford 28 34 62

## BYU vs. Chaminade – Game #3 (Maui Invitational)

11-24-04 2 p.m. at Lahaina Civic Center, Maui, Hawaii  
VISITORS: Brigham Young 1-2

#	Player	totfg		3pt		rebounds			pf	tp	a	to	blk	s	min				
		fg	fga	fg	fga	ft	fta	of								de	tot		
##	YOUNG, Keena	f	7	12	0	0	0	0	3	3	6	2	14	0	0	2	33		
52	JENSEN, Jared	c	6	8	0	0	4	4	4	1	5	4	16	0	3	0	0	25	
01	HALL, Mike	g	5	12	2	5	2	2	3	3	6	0	14	5	1	0	4	38	
02	ROSE, Mike	g	2	5	1	3	0	0	0	0	0	0	5	3	1	0	0	14	
10	NASHIF, Terry	g	2	3	0	0	0	0	0	0	4	2	4	5	1	1	1	21	
05	REISMAN, Joshua	1	1	0	0	0	0	0	0	0	0	2	0	1	0	0	0	5	
12	REICHER, Brook	0	0	0	0	0	0	0	0	0	0	0	0	1	0	0	0	1	
13	AINGE, Austin	1	3	0	1	0	0	0	0	4	4	3	2	2	3	0	0	14	
20	BURGESS, Sam	3	11	2	6	0	0	1	2	3	3	8	0	2	3	2	0	26	
43	DAWES, Derek	4	7	0	0	2	2	0	6	6	1	1	0	1	2	1	1	19	
44	PLAISTED, Trent	0	1	0	0	0	0	0	0	0	0	0	0	0	0	0	0	3	
54	MILES, Chris	0	0	0	0	2	2	0	0	0	0	0	2	0	0	0	0	1	
TEAM																			
Totals			31	63	5	15	10	10	12	24	36	17	77	16	15	5	10	200	

TOTAL FG%	1st Half: 14:34 41.2%	2nd Half: 17:29 58.6%	Game: 49.2%	DEADB
3-Pt. FG%	1st Half: 2:10 20.0%	2nd Half: 3:5 60.0%	Game: 33.3%	REBOUNDS
F Throw %	1st Half: 3:7 100%	2nd Half: 7:7 100%	Game: 100%	0

### HOME TEAM: Chaminade 1-3

#	Player	totfg		3pt		rebounds			pf	tp	a	to	blk	s	min				
		fg	fga	fg	fga	ft	fta	of								de	tot		
50	Frey, Nick	f	0	1	0	0	0	0	1	1	3	0	1	0	1	0	0	31	
01	Mitrelsteadt, Dustin	c	3	8	0	0	1	2	1	2	3	4	7	0	2	0	0	0	35
20	Reaves, Chris	g	2	7	1	4	0	0	0	3	3	1	5	3	5	0	1	32	
24	McCune, Dylan	g	4	11	3	9	0	0	0	1	1	1	11	2	2	0	2	32	
25	Whiting, Zack	g	2	9	1	4	2	3	1	5	6	5	7	7	0	1	3</		

BYU vs. Boise State - Game #7

12/08/04 7:05 p.m. at Provo, UT
VISITORS: Boise State University 4-3, 0-0 WAC

Table with columns: ## Player, fg, fga, 3pt, fga, fta, of, de, tot, pf, tp, a, to, blk, s, min. Lists player stats for Boise State.

Summary table with columns: TOTAL FG%, 3-Pt. FG%, F Throw %, 1st Half, 2nd Half, Game, DEADBALL, REBOUNDS.

HOME TEAM: Brigham Young 2-5, 0-0 MWC

Table with columns: ## Player, fg, fga, 3pt, fga, fta, of, de, tot, pf, tp, a, to, blk, s, min. Lists player stats for Brigham Young.

Summary table with columns: TOTAL FG%, 3-Pt. FG%, F Throw %, 1st Half, 2nd Half, Game, DEADBALL, REBOUNDS.

Officials: Scott Thornley, Mark Whitehead, Eddie Jackson
Technical fouls: Boise State University-None, Brigham Young-None.
Attendance: 8619
Score by Periods: 1st 2nd Total
Boise State University 31 46 77
Brigham Young 39 51 90

BYU vs. Utah State - Game #9

12/18/04 7:05 at Marriott Center, Provo, Utah
VISITORS: Utah State 7-2

Table with columns: ## Player, fg, fga, 3pt, fga, fta, of, de, tot, pf, tp, a, to, blk, s, min. Lists player stats for Utah State.

Summary table with columns: TOTAL FG%, 3-Pt. FG%, F Throw %, 1st Half, 2nd Half, Game, DEADBALL, REBOUNDS.

HOME TEAM: Brigham Young 2-7

Table with columns: ## Player, fg, fga, 3pt, fga, fta, of, de, tot, pf, tp, a, to, blk, s, min. Lists player stats for Brigham Young.

Summary table with columns: TOTAL FG%, 3-Pt. FG%, F Throw %, 1st Half, 2nd Half, Game, DEADBALL, REBOUNDS.

Officials: Ronnie Hernandez, Shawn Lehigh, Michael Irving
Technical fouls: Utah State-None, Brigham Young-None.
Attendance: 11610
Score by Periods: 1st 2nd Total
Utah State 41 43 84
Brigham Young 27 35 62

BYU vs. Washington St. (Delta Center) - Game #8

12/11/04 4:00 PM at Delta Center, Salt Lake City, UT
VISITORS: Washington State University 4-3, 0-0 Pac-10

Table with columns: ## Player, fg, fga, 3pt, fga, fta, of, de, tot, pf, tp, a, to, blk, s, min. Lists player stats for Washington State.

Summary table with columns: TOTAL FG%, 3-Pt. FG%, F Throw %, 1st Half, 2nd Half, Game, DEADBALL, REBOUNDS.

HOME TEAM: Brigham Young 2-6, 0-0 MWC

Table with columns: ## Player, fg, fga, 3pt, fga, fta, of, de, tot, pf, tp, a, to, blk, s, min. Lists player stats for Brigham Young.

Summary table with columns: TOTAL FG%, 3-Pt. FG%, F Throw %, 1st Half, 2nd Half, Game, DEADBALL, REBOUNDS.

Officials: Jim Danner, Tim Gabutero, Bill Gracey
Technical fouls: Washington State University-None, Brigham Young-None.
Attendance: 10293
Score by Periods: 1st 2nd Total
Washington State University 18 31 49
Brigham Young 25 21 46



2004-05 BYU Season Stats  
 BYU Cougars Combined Team Statistics (as of Dec 18, 2004)  
 All games

<b>RECORD:</b>	<b>OVERALL</b>	<b>HOME</b>	<b>AWAY</b>	<b>NEUTRAL</b>
ALL GAMES.....	(2-7)	(1-2)	(0-2)	(1-3)
CONFERENCE.....	(0-0)	(0-0)	(0-0)	(0-0)
NON-CONFERENCE.....	(2-7)	(1-2)	(0-2)	(1-3)

## Player	GP-GS	Min--Avg	---TOTAL---		---3-PTS---		FT-FTA	Pct	---REBOUNDS---				PF	FO	A	TO	Blk	Stl	Pts	Avg
			FG-FGA	Pct	3FG-FGA	Pct			Off	Def	Tot	Avg								
01 HALL, Mike.....	9-9	301 33.4	40-108	.370	17-47	.362	17-22	.773	15	26	41	4.6	17	0	21	17	2	13	114	12.7
02 ROSE, Mike.....	9-3	170 18.9	28-68	.412	21-51	.412	6-12	.500	1	14	15	1.7	13	0	6	12	0	6	83	9.2
13 AINGE, Austin.....	9-2	181 20.1	28-53	.528	13-31	.419	14-18	.778	0	17	17	1.9	11	0	20	29	0	6	83	9.2
52 JENSEN, Jared.....	9-8	198 22.0	26-50	.520	0-0	.000	23-29	.793	12	15	27	3.0	20	0	5	10	1	8	75	8.3
03 YOUNG, Keena.....	9-4	192 21.3	25-56	.446	0-3	.000	10-15	.667	26	31	57	6.3	16	0	4	8	7	5	60	6.7
23 BALDERSON, Jimmy...	5-3	79 15.8	10-31	.323	7-20	.350	6-9	.667	0	3	3	0.6	7	0	6	6	0	0	33	6.6
41 MEADS, Garner.....	7-7	151 21.6	11-29	.379	0-0	.000	9-13	.692	12	26	38	5.4	24	1	7	14	5	4	31	4.4
43 DAWES, Derek.....	9-1	140 15.6	12-28	.429	0-0	.000	13-21	.619	14	31	45	5.0	15	0	2	12	9	1	37	4.1
20 BURGESS, Sam.....	7-1	83 11.9	9-33	.273	4-15	.267	3-3	1.000	2	5	7	1.0	14	0	1	7	3	4	25	3.6
10 NASHIF, Terry.....	9-7	175 19.4	8-32	.250	4-19	.211	3-4	.750	0	18	18	2.0	15	0	30	21	1	5	23	2.6
05 REISMAN, Joshua....	1-0	5 5.0	1-1	1.000	0-0	.000	0-0	.000	0	0	0	0.0	2	0	0	1	0	0	2	2.0
54 MILES, Chris.....	8-0	73 9.1	5-10	.500	0-0	.000	2-2	1.000	7	10	17	2.1	7	0	1	5	7	2	12	1.5
44 PLAISTED, Trent....	5-0	44 8.8	0-3	.000	0-0	.000	3-6	.500	2	6	8	1.6	2	0	1	2	0	0	3	0.6
34 BURGESS, David.....	2-0	7 3.5	0-1	.000	0-0	.000	0-0	.000	0	0	0	0.0	2	0	0	0	0	1	0	0.0
12 REICHNER, Brock....	1-0	1 1.0	0-0	.000	0-0	.000	0-0	.000	0	0	0	0.0	0	0	0	1	0	0	0	0.0
TEAM.....										16	20	36	4.0	0		2				
Total.....	9	1800	203-503	.404	66-186	.355	109-154	.708	107	222	329	36.6	165	1	104	147	35	55	581	64.6
Opponents.....	9	1800	232-538	.431	62-176	.352	113-171	.661	116	219	335	37.2	154	-	136	122	29	68	639	71.0

TEAM STATISTICS	BY	OPP	DATE	OPPONENT	W/L	SCORE	ATTEND
SCORING.....	581	639	11-22-04	vs North Carolina	L	50-86	2500
Points per game.....	64.6	71.0	11-23-04	vs Stanford	L	53-62	2500
Scoring margin.....	-6.4	-	11-24-04	vs Chaminade	W	77-56	2500
FIELD GOALS-ATT.....	203-503	232-538	11/27/04	CALIFORNIA	L	64-67	9857
Field goal pct.....	.404	.431	12/01/04	at Utah State	L	57-71	9620
3 POINT FG-ATT.....	66-186	62-176	12/04/04	at USC	L	82-87	2163
3-point FG pct.....	.355	.352	12/08/04	BOISE STATE UNIVERSITY	W	90-77	8619
3-pt FG made per game..	7.3	6.9	12/11/04	vs Washington State University	L	46-49	10283
FREE THROWS-ATT.....	109-154	113-171	12/18/04	UTAH STATE	L	62-84	11610
Free throw pct.....	.708	.661					
REBOUNDS.....	329	335					
Rebounds per game.....	36.6	37.2					
Rebounding margin.....	-0.7	-					
ASSISTS.....	104	136					
Assists per game.....	11.6	15.1					
TURNOVERS.....	147	122					
Turnovers per game....	16.3	13.6					
Turnover margin.....	-2.8	-					
Assist/turnover ratio..	0.7	1.1					
STEALS.....	55	68					
Steals per game.....	6.1	7.6					
BLOCKS.....	35	29					
Blocks per game.....	3.9	3.2					
WINNING STREAK.....	0	-					
Home win streak.....	0	-					
ATTENDANCE.....	30086	29566					
Home games-Avg/Game...	3-10029	2-5892					
Neutral site-Avg/Game..	-	4-4446					

SCORE BY PERIODS:	1st	2nd	Total
BYU Cougars.....	264	317	- 581
Opponents.....	306	333	- 639

2004-05 BYU Season Stats  
 BYU Cougars Category Leaders (as of Dec 18, 2004)  
 All games

FG PERCENTAGE	FG	ATT	Pct
REISMAN, Joshua.....	1	1	1.000
AINGE, Austin.....	28	53	.528
JENSEN, Jared.....	26	50	.520
MILES, Chris.....	5	10	.500
YOUNG, Keena.....	25	56	.446
DAWES, Derek.....	12	28	.429
ROSE, Mike.....	28	68	.412
MEADS, Garner.....	11	29	.379
HALL, Mike.....	40	108	.370
BALDERSON, Jimmy....	10	31	.323
BURGESS, Sam.....	9	33	.273
NASHIF, Terry.....	8	32	.250

3-POINT PERCENTAGE	3FG	ATT	Pct
AINGE, Austin.....	13	31	.419
ROSE, Mike.....	21	51	.412
HALL, Mike.....	17	47	.362
BALDERSON, Jimmy....	7	20	.350
BURGESS, Sam.....	4	15	.267
NASHIF, Terry.....	4	19	.211
YOUNG, Keena.....	0	3	.000

FT PERCENTAGE	FT	ATT	Pct
MILES, Chris.....	2	2	1.000
BURGESS, Sam.....	3	3	1.000
JENSEN, Jared.....	23	29	.793
AINGE, Austin.....	14	18	.778
HALL, Mike.....	17	22	.773
NASHIF, Terry.....	3	4	.750
MEADS, Garner.....	9	13	.692
BALDERSON, Jimmy....	6	9	.667
YOUNG, Keena.....	10	15	.667
DAWES, Derek.....	13	21	.619
ROSE, Mike.....	6	12	.500
PLAISTED, Trent.....	3	6	.500

POINTS	G	Pts	Pts/G
HALL, Mike.....	9	114	12.7
AINGE, Austin.....	9	83	9.2
ROSE, Mike.....	9	83	9.2
JENSEN, Jared.....	9	75	8.3
YOUNG, Keena.....	9	60	6.7
DAWES, Derek.....	9	37	4.1
BALDERSON, Jimmy....	5	33	6.6
MEADS, Garner.....	7	31	4.4
BURGESS, Sam.....	7	25	3.6
NASHIF, Terry.....	9	23	2.6
MILES, Chris.....	8	12	1.5
PLAISTED, Trent.....	5	3	0.6

FIELD GOAL ATTEMPTS	G	Att	Att/G
HALL, Mike.....	9	108	12.0
ROSE, Mike.....	9	68	7.6
YOUNG, Keena.....	9	56	6.2
AINGE, Austin.....	9	53	5.9
JENSEN, Jared.....	9	50	5.6

FIELD GOALS MADE	G	Made	Made/G
HALL, Mike.....	9	40	4.4
ROSE, Mike.....	9	28	3.1
AINGE, Austin.....	9	28	3.1
JENSEN, Jared.....	9	26	2.9
YOUNG, Keena.....	9	25	2.8

3-POINT FG ATTEMPTS	G	Att	Att/G
ROSE, Mike.....	9	51	5.7
HALL, Mike.....	9	47	5.2
AINGE, Austin.....	9	31	3.4
BALDERSON, Jimmy....	5	20	4.0
NASHIF, Terry.....	9	19	2.1

3-POINT FGS MADE	G	Made	Made/G
ROSE, Mike.....	9	21	2.3
HALL, Mike.....	9	17	1.9
AINGE, Austin.....	9	13	1.4
BALDERSON, Jimmy....	5	7	1.4
BURGESS, Sam.....	7	4	0.6
NASHIF, Terry.....	9	4	0.4

FREE THROW ATTEMPTS	G	Att	Att/G
JENSEN, Jared.....	9	29	3.2
HALL, Mike.....	9	22	2.4
DAWES, Derek.....	9	21	2.3
AINGE, Austin.....	9	18	2.0
YOUNG, Keena.....	9	15	1.7

FREE THROWS MADE	G	Made	Made/G
HALL, Mike.....	9	17	1.9
ROSE, Mike.....	9	6	0.7
AINGE, Austin.....	9	14	1.6
JENSEN, Jared.....	9	23	2.6
YOUNG, Keena.....	9	10	1.1
DAWES, Derek.....	9	13	1.4

POINTS AVERAGE	G	Pts	Avg/G
HALL, Mike.....	9	114	12.7
AINGE, Austin.....	9	83	9.2
ROSE, Mike.....	9	83	9.2
JENSEN, Jared.....	9	75	8.3
YOUNG, Keena.....	9	60	6.7
BALDERSON, Jimmy....	5	33	6.6
MEADS, Garner.....	7	31	4.4
DAWES, Derek.....	9	37	4.1
BURGESS, Sam.....	7	25	3.6
NASHIF, Terry.....	9	23	2.6
REISMAN, Joshua.....	1	2	2.0
MILES, Chris.....	8	12	1.5

2004-05 BYU Season Stats  
 BYU Cougars Category Leaders (as of Dec 18, 2004)  
 All games

REBOUNDS	G	Reb	Reb/G
YOUNG, Keena.....	9	57	6.3
DAWES, Derek.....	9	45	5.0
HALL, Mike.....	9	41	4.6
MEADS, Garner.....	7	38	5.4
JENSEN, Jared.....	9	27	3.0

REBOUND AVERAGE	G	Reb	Avg/G
YOUNG, Keena.....	9	57	6.3
MEADS, Garner.....	7	38	5.4
DAWES, Derek.....	9	45	5.0
HALL, Mike.....	9	41	4.6
JENSEN, Jared.....	9	27	3.0

OFFENSIVE REBOUNDS	G	No.	Avg/G
YOUNG, Keena.....	9	26	2.9
HALL, Mike.....	9	15	1.7
DAWES, Derek.....	9	14	1.6
JENSEN, Jared.....	9	12	1.3
MEADS, Garner.....	7	12	1.7

DEFENSIVE REBOUNDS	G	No.	Avg/G
DAWES, Derek.....	9	31	3.4
YOUNG, Keena.....	9	31	3.4
HALL, Mike.....	9	26	2.9
MEADS, Garner.....	7	26	3.7
NASHIF, Terry.....	9	18	2.0

FOULS	G	No.	Per/G
MEADS, Garner.....	7	24	3.4
JENSEN, Jared.....	9	20	2.2
HALL, Mike.....	9	17	1.9
YOUNG, Keena.....	9	16	1.8
NASHIF, Terry.....	9	15	1.7
DAWES, Derek.....	9	15	1.7

FOULOUTS	G	No.
MEADS, Garner.....	7	1

ASSISTS	G	No.	A/G
NASHIF, Terry.....	9	30	3.3
HALL, Mike.....	9	21	2.3
AINGE, Austin.....	9	20	2.2
MEADS, Garner.....	7	7	1.0
ROSE, Mike.....	9	6	0.7
BALDERSON, Jimmy....	5	6	1.2

STEALS	G	No.	S/G
HALL, Mike.....	9	13	1.4
JENSEN, Jared.....	9	8	0.9
ROSE, Mike.....	9	6	0.7
AINGE, Austin.....	9	6	0.7
YOUNG, Keena.....	9	5	0.6
NASHIF, Terry.....	9	5	0.6

BLOCKED SHOTS	G	No.	Blk/G
DAWES, Derek.....	9	9	1.0
MILES, Chris.....	8	7	0.9
YOUNG, Keena.....	9	7	0.8
MEADS, Garner.....	7	5	0.7
BURGESS, Sam.....	7	3	0.4

MINUTES	G	No.	Min/G
HALL, Mike.....	9	301	33.4
JENSEN, Jared.....	9	198	22.0
YOUNG, Keena.....	9	192	21.3
AINGE, Austin.....	9	181	20.1
NASHIF, Terry.....	9	175	19.4

TURNOVERS	G	No.	TO/G
AINGE, Austin.....	9	29	3.2
NASHIF, Terry.....	9	21	2.3
HALL, Mike.....	9	17	1.9
MEADS, Garner.....	7	14	2.0
DAWES, Derek.....	9	12	1.3
ROSE, Mike.....	9	12	1.3

2004-05 BYU Season Stats  
 BYU Cougars Team Game-by-Game (as of Dec 18, 2004)  
 All games

TEAM STATISTICS

Opponent	Date	Score	W/L	---TOTAL---			--3-PTRS--			----REBOUNDS----										Pts---Avg
				FG-FGA	Pct	3FG-FGA	Pct	FT-FTA	Pct	Off	Def	Tot	Avg	PF	A	TO	Blk	Stl		
vs North Carolina	11-22-04	50-86	L	18-57	.316	6-23	.261	8-14	.571	15	28	43	43.0	21	8	27	4	7	50	50.0
vs Stanford	11-23-04	53-62	L	17-48	.354	4-16	.250	15-23	.652	11	27	38	40.5	20	4	19	1	3	53	51.5
vs Chaminade	11-24-04	77-56	W	31-63	.492	5-15	.333	10-10	1.000	12	24	36	39.0	17	16	15	5	10	77	60.0
CALIFORNIA	11/27/04	64-67	L	21-64	.328	6-21	.286	16-19	.842	19	20	39	39.0	19	12	8	5	6	64	61.0
at Utah State	12/01/04	57-71	L	22-53	.415	8-21	.381	5-8	.625	11	19	30	37.2	17	10	15	5	7	57	60.2
at USC	12/04/04	82-87	L	26-55	.473	13-25	.520	17-26	.654	14	26	40	37.7	19	18	21	1	5	82	63.8
BOISE STATE UNIVERSIT	12/08/04	90-77	W	28-57	.491	11-21	.524	23-31	.742	8	35	43	38.4	16	15	15	4	5	90	67.6
vs Washington State U	12/11/04	46-49	L	17-48	.354	6-25	.240	6-9	.667	6	25	31	37.5	14	11	14	3	6	46	64.9
UTAH STATE	12/18/04	62-84	L	23-58	.397	7-19	.368	9-14	.643	11	18	29	36.6	22	10	13	7	6	62	64.6
BYU Cougars		581		203-503	.404	66-186	.355	109-154	.708	107	222	329	36.6	165	104	147	35	55	581	64.6
Opponents		639		232-538	.431	62-176	.352	113-171	.661	116	219	335	37.2	154	136	122	29	68	639	71.0

Games played: 9  
 Points/game: 64.6  
 FG Pct: 40.4  
 3FG Pct: 35.5  
 FT Pct: 70.8

Rebounds/game: 36.6  
 Assists/game: 11.6  
 Turnovers/game: 16.3  
 Assist/turnover ratio: 0.7  
 Steals/game: 6.1  
 Blocks/game: 3.9

2004-05 BYU Season Stats  
 BYU Cougars Opponent Game-by-Game (as of Dec 18, 2004)  
 All games

OPPONENT STATISTICS

Opponent	Date	Score	W/L	---TOTAL---			--3-PTRS--			----REBOUNDS----							Pts---Avg			
				FG-FGA	Pct	3FG-FGA	Pct	FT-FTA	Pct	Off	Def	Tot	Avg	PF	A	TO		Blk	Stl	
vs North Carolina	11-22-04	50-86	L	30-69	.435	8-26	.308	18-23	.783	14	28	42	42.0	17	19	12	1	15	86	86.0
vs Stanford	11-23-04	53-62	L	21-55	.382	2-11	.182	18-25	.720	11	23	34	38.0	23	13	11	4	7	62	74.0
vs Chaminade	11-24-04	77-56	W	22-53	.415	6-23	.261	6-13	.462	9	21	30	35.3	16	12	21	4	8	56	68.0
CALIFORNIA	11/27/04	64-67	L	26-58	.448	3-9	.333	12-22	.545	18	27	45	37.8	17	6	14	5	4	67	67.8
at Utah State	12/01/04	57-71	L	25-54	.463	3-17	.176	18-23	.783	12	21	33	36.8	11	13	9	4	8	71	68.4
at USC	12/04/04	82-87	L	32-67	.478	11-25	.440	12-17	.706	10	20	30	35.7	19	21	11	2	10	87	71.5
BOISE STATE UNIVERSIT	12/08/04	90-77	W	30-74	.405	10-28	.357	7-13	.538	14	25	39	36.1	22	17	14	3	2	77	72.3
vs Washington State U	12/11/04	46-49	L	16-49	.327	10-19	.526	7-11	.636	10	26	36	36.1	11	13	15	2	6	49	69.4
UTAH STATE	12/18/04	62-84	L	30-59	.508	9-18	.500	15-24	.625	18	28	46	37.2	18	22	15	4	8	84	71.0
Opponents		639		232-538	.431	62-176	.352	113-171	.661	116	219	335	37.2	154	136	122	29	68	639	71.0
BYU Cougars		581		203-503	.404	66-186	.355	109-154	.708	107	222	329	36.6	165	104	147	35	55	581	64.6

Games played: 9  
 Points/game: 71.0  
 FG Pct: 43.1  
 3FG Pct: 35.2  
 FT Pct: 66.1

Rebounds/game: 37.2  
 Assists/game: 15.1  
 Turnovers/game: 13.6  
 Assist/turnover ratio: 1.1  
 Steals/game: 7.6  
 Blocks/game: 3.2



2004-05 BYU Season Stats  
 BYU Cougars Game-by-Game Points-Rebounds-Assists (as of Dec 18, 2004)  
 All games

Opponent	Date	Score	WL	01	02	03	05	10	12	13	20	23
				HALL,MIKE	ROSE,MIKE	YOUNG,KEE	REISMAN,J	NASHIF,TE	REICHNER, AINGE,AUS	BURGESS,S	BALDERSON	
vs North Carolina	11-22-04	50-86	L	10- 4- 0	5- 1- 0	9-10- 0	DNP	3- 1- 4	DNP	6- 1- 1	4- 1- 0	DNP
vs Stanford	11-23-04	53-62	L	7- 6- 2	8- 2- 0	6- 4- 0	DNP	7- 1- 1	DNP	0- 0- 0	0- 1- 1	DNP
vs Chaminade	11-24-04	77-56	W	14- 6- 5	5- 0- 3	14- 6- 0	2- 0- 0	4- 4- 5	0- 0- 0	2- 4- 2	8- 3- 0	DNP
CALIFORNIA	11/27/04	64-67	L	23- 4- 2	1- 3- 1	6- 6- 2	DNP	8- 8- 5	DNP	2- 1- 0	6- 1- 0	DNP
at Utah State	12/01/04	57-71	L	19- 5- 3	3- 0- 0	4- 9- 2	DNP	0- 0- 1	DNP	15- 2- 3	2- 1- 0	6- 0- 0
at USC	12/04/04	82-87	L	13- 2- 1	13- 3- 0	0- 4- 0	DNP	0- 3-10	DNP	7- 0- 2	DNP	22- 1- 4
BOISE STATE UNIVERSITY	12/08/04	90-77	W	21- 9- 5	19- 3- 1	11- 8- 0	DNP	1- 1- 0	DNP	14- 5- 5	DNP	3- 2- 1
vs Washington State Uni	12/11/04	46-49	L	3- 1- 2	15- 2- 1	2- 3- 0	DNP	0- 0- 0	DNP	16- 2- 4	0- 0- 0	0- 0- 0
UTAH STATE	12/18/04	62-84	L	4- 4- 1	14- 1- 0	8- 7- 0	DNP	0- 0- 4	DNP	21- 2- 3	5- 0- 0	2- 0- 1

Opponent	Date	Score	WL	34	41	43	44	52	54
				BURGESS,D	MEADS,GAR	DAWES,DER	PLAISTED, JENSEN,JA	MILES,CHR	
vs North Carolina	11-22-04	50-86	L	0- 0- 0	2- 9- 1	1- 0- 0	2- 3- 1	8- 3- 1	0- 5- 0
vs Stanford	11-23-04	53-62	L	DNP	9- 5- 0	4-10- 0	1- 4- 0	11- 2- 0	DNP
vs Chaminade	11-24-04	77-56	W	DNP	DNP	10- 6- 1	0- 0- 0	16- 5- 0	2- 0- 0
CALIFORNIA	11/27/04	64-67	L	0- 0- 0	DNP	4- 8- 0	DNP	12- 2- 2	2- 1- 0
at Utah State	12/01/04	57-71	L	DNP	0- 2- 0	0- 2- 0	0- 0- 0	8- 4- 1	0- 1- 0
at USC	12/04/04	82-87	L	DNP	10- 8- 1	10- 5- 0	0- 1- 0	3- 5- 0	4- 2- 0
BOISE STATE UNIVERSITY	12/08/04	90-77	W	DNP	4- 3- 2	2- 3- 0	DNP	13- 5- 1	2- 1- 0
vs Washington State Uni	12/11/04	46-49	L	DNP	2-10- 2	6- 7- 1	DNP	0- 0- 0	2- 2- 1
UTAH STATE	12/18/04	62-84	L	DNP	4- 1- 1	0- 4- 0	DNP	4- 1- 0	0- 5- 0

2004-05 BYU Season Stats  
 BYU Cougars Game-by-Game Highs (as of Dec 18, 2004)  
 All games

Opponent	Date	Score	WL	POINTS	REBOUNDS	ASSISTS	STEALS	BLOCKED SHOTS
vs North Carolina	11-22-04	50-86	L	10-HALL, Mike	10-YOUNG, Keena	4-NASHIF, Terry	2-MEADS, Garner	1-MILES, Chris YOUNG, Keena HALL, Mike MEADS, Garner
vs Stanford	11-23-04	53-62	L	11-JENSEN, Jared	10-DAWES, Derek	2-HALL, Mike	1-HALL, Mike JENSEN, Jared NASHIF, Terry	1-MEADS, Garner
vs Chaminade	11-24-04	77-56	W	16-JENSEN, Jared	6-YOUNG, Keena DAWES, Derek HALL, Mike	5-HALL, Mike NASHIF, Terry	4-HALL, Mike	3-BURGESS, Sam
CALIFORNIA	11/27/04	64-67	L	23-HALL, Mike	8-DAWES, Derek NASHIF, Terry	5-NASHIF, Terry	3-HALL, Mike	3-DAWES, Derek
at Utah State	12/01/04	57-71	L	19-HALL, Mike	9-YOUNG, Keena	3-HALL, Mike AINGE, Austin	2-AINGE, Austin YOUNG, Keena JENSEN, Jared	2-MEADS, Garner YOUNG, Keena
at USC	12/04/04	82-87	L	22-BALDERSON, Ji	8-MEADS, Garner	10-NASHIF, Terry	1-NASHIF, Terry HALL, Mike MEADS, Garner MILES, Chris AINGE, Austin	1-DAWES, Derek
BOISE STATE UNIVERSITY	12/08/04	90-77	W	21-HALL, Mike	9-HALL, Mike	5-HALL, Mike AINGE, Austin	2-JENSEN, Jared	2-MILES, Chris
vs Washington State Unive	12/11/04	46-49	L	16-AINGE, Austin	10-MEADS, Garner	4-AINGE, Austin	3-ROSE, Mike	2-DAWES, Derek
UTAH STATE	12/18/04	62-84	L	21-AINGE, Austin	7-YOUNG, Keena	4-NASHIF, Terry	2-ROSE, Mike	3-MILES, Chris

2004-05 BYU Season Stats  
 BYU Cougars High/Low Analysis (as of Dec 18, 2004)  
 All games

BYU Cougars - TEAM GAME HIGHS

POINTS.....	90	vs Boise State University (12/08/04)
	82	at USC (12/04/04)
	77	vs Chaminade (11-24-04)
	64	vs CALIFORNIA (11/27/04)
	62	vs Utah State (12/18/04)
FIELD GOALS MADE.....	31	vs Chaminade (11-24-04)
	28	vs Boise State University (12/08/04)
FIELD GOAL ATTEMPTS.....	64	vs CALIFORNIA (11/27/04)
	63	vs Chaminade (11-24-04)
FIELD GOAL PERCENTAGE.....	.492 (31-63)	vs Chaminade (11-24-04)
	.491 (28-57)	vs Boise State University (12/08/04)
3 PT FIELD GOALS MADE.....	13	at USC (12/04/04)
	11	vs Boise State University (12/08/04)
3 PT FG ATTEMPTS.....	25	vs Washington State University (12/11/04)
	25	at USC (12/04/04)
3 PT FG PERCENTAGE.....	.524 (11-21)	vs Boise State University (12/08/04)
	.520 (13-25)	at USC (12/04/04)
FREE THROWS MADE.....	23	vs Boise State University (12/08/04)
	17	at USC (12/04/04)
FREE THROW ATTEMPTS.....	31	vs Boise State University (12/08/04)
	26	at USC (12/04/04)
FREE THROW PERCENTAGE.....	1.000 (10-10)	vs Chaminade (11-24-04)
	.842 (16-19)	vs CALIFORNIA (11/27/04)
REBOUNDS.....	43	vs Boise State University (12/08/04)
	43	vs North Carolina (11-22-04)
ASSISTS.....	18	at USC (12/04/04)
	16	vs Chaminade (11-24-04)
STEALS.....	10	vs Chaminade (11-24-04)
	7	at Utah State (12/01/04)
	7	vs North Carolina (11-22-04)
BLOCKED SHOTS.....	7	vs Utah State (12/18/04)
	5	at Utah State (12/01/04)
	5	vs CALIFORNIA (11/27/04)
	5	vs Chaminade (11-24-04)
TURNOVERS.....	27	vs North Carolina (11-22-04)
	21	at USC (12/04/04)
FOULS.....	22	vs Utah State (12/18/04)
	21	vs North Carolina (11-22-04)

2004-05 BYU Season Stats  
 BYU Cougars High/Low Analysis (as of Dec 18, 2004)  
 All games

Opponent - GAME HIGHS

POINTS.....	87	at USC (12/04/04)
	86	vs North Carolina (11-22-04)
	84	vs Utah State (12/18/04)
	77	vs Boise State University (12/08/04)
	71	at Utah State (12/01/04)
FIELD GOALS MADE.....	32	at USC (12/04/04)
	30	vs Utah State (12/18/04)
	30	vs Boise State University (12/08/04)
	30	vs North Carolina (11-22-04)
FIELD GOAL ATTEMPTS.....	74	vs Boise State University (12/08/04)
	69	vs North Carolina (11-22-04)
FIELD GOAL PERCENTAGE.....	.508 (30-59)	vs Utah State (12/18/04)
	.478 (32-67)	at USC (12/04/04)
3 PT FIELD GOALS MADE.....	11	at USC (12/04/04)
	10	vs Washington State University (12/11/04)
	10	vs Boise State University (12/08/04)
3 PT FG ATTEMPTS.....	28	vs Boise State University (12/08/04)
	26	vs North Carolina (11-22-04)
3 PT FG PERCENTAGE.....	.526 (10-19)	vs Washington State University (12/11/04)
	.500 ( 9-18)	vs Utah State (12/18/04)
FREE THROWS MADE.....	18	at Utah State (12/01/04)
	18	vs Stanford (11-23-04)
	18	vs North Carolina (11-22-04)
FREE THROW ATTEMPTS.....	25	vs Stanford (11-23-04)
	24	vs Utah State (12/18/04)
FREE THROW PERCENTAGE.....	.783 (18-23)	at Utah State (12/01/04)
	.783 (18-23)	vs North Carolina (11-22-04)
REBOUNDS.....	46	vs Utah State (12/18/04)
	45	vs CALIFORNIA (11/27/04)
ASSISTS.....	22	vs Utah State (12/18/04)
	21	at USC (12/04/04)
STEALS.....	15	vs North Carolina (11-22-04)
	10	at USC (12/04/04)
BLOCKED SHOTS.....	5	vs CALIFORNIA (11/27/04)
	4	vs Utah State (12/18/04)
	4	at Utah State (12/01/04)
	4	vs Chaminade (11-24-04)
	4	vs Stanford (11-23-04)
TURNOVERS.....	21	vs Chaminade (11-24-04)
	15	vs Utah State (12/18/04)
	15	vs Washington State University (12/11/04)
FOULS.....	23	vs Stanford (11-23-04)
	22	vs Boise State University (12/08/04)

2004-05 BYU Season Stats  
 BYU Cougars High/Low Analysis (as of Dec 18, 2004)  
 All games

BYU Cougars - GAME LOWS

POINTS.....	46	vs Washington State University (12/11/04)
	50	vs North Carolina (11-22-04)
	53	vs Stanford (11-23-04)
	57	at Utah State (12/01/04)
	62	vs Utah State (12/18/04)
FIELD GOALS MADE.....	17	vs Stanford (11-23-04)
	17	vs Washington State University (12/11/04)
FIELD GOAL ATTEMPTS.....	48	vs Stanford (11-23-04)
	48	vs Washington State University (12/11/04)
FIELD GOAL PERCENTAGE.....	.316 (18-57)	vs North Carolina (11-22-04)
	.328 (21-64)	vs CALIFORNIA (11/27/04)
3 PT FIELD GOALS MADE.....	4	vs Stanford (11-23-04)
	5	vs Chaminade (11-24-04)
3 PT FG ATTEMPTS.....	15	vs Chaminade (11-24-04)
	16	vs Stanford (11-23-04)
3 PT FG PERCENTAGE.....	.240 ( 6-25)	vs Washington State University (12/11/04)
	.250 ( 4-16)	vs Stanford (11-23-04)
FREE THROWS MADE.....	5	at Utah State (12/01/04)
	6	vs Washington State University (12/11/04)
FREE THROW ATTEMPTS.....	8	at Utah State (12/01/04)
	9	vs Washington State University (12/11/04)
FREE THROW PERCENTAGE.....	.571 ( 8-14)	vs North Carolina (11-22-04)
	.625 ( 5-8 )	at Utah State (12/01/04)
REBOUNDS.....	29	vs Utah State (12/18/04)
	30	at Utah State (12/01/04)
ASSISTS.....	4	vs Stanford (11-23-04)
	8	vs North Carolina (11-22-04)
STEALS.....	3	vs Stanford (11-23-04)
	5	at USC (12/04/04)
	5	vs Boise State University (12/08/04)
BLOCKED SHOTS.....	1	vs Stanford (11-23-04)
	1	at USC (12/04/04)
TURNOVERS.....	8	vs CALIFORNIA (11/27/04)
	13	vs Utah State (12/18/04)
FOULS.....	14	vs Washington State University (12/11/04)
	16	vs Boise State University (12/08/04)

2004-05 BYU Season Stats  
 BYU Cougars High/Low Analysis (as of Dec 18, 2004)  
 All games

Opponent - GAME LOWS

POINTS.....	49	vs Washington State University (12/11/04)
	56	vs Chaminade (11-24-04)
	62	vs Stanford (11-23-04)
	67	vs CALIFORNIA (11/27/04)
	71	at Utah State (12/01/04)
FIELD GOALS MADE.....	16	vs Washington State University (12/11/04)
	21	vs Stanford (11-23-04)
FIELD GOAL ATTEMPTS.....	49	vs Washington State University (12/11/04)
	53	vs Chaminade (11-24-04)
FIELD GOAL PERCENTAGE.....	.327 (16-49)	vs Washington State University (12/11/04)
	.382 (21-55)	vs Stanford (11-23-04)
3 PT FIELD GOALS MADE.....	2	vs Stanford (11-23-04)
	3	vs CALIFORNIA (11/27/04)
	3	at Utah State (12/01/04)
3 PT FG ATTEMPTS.....	9	vs CALIFORNIA (11/27/04)
	11	vs Stanford (11-23-04)
3 PT FG PERCENTAGE.....	.176 ( 3-17)	at Utah State (12/01/04)
	.182 ( 2-11)	vs Stanford (11-23-04)
FREE THROWS MADE.....	6	vs Chaminade (11-24-04)
	7	vs Boise State University (12/08/04)
	7	vs Washington State University (12/11/04)
FREE THROW ATTEMPTS.....	11	vs Washington State University (12/11/04)
	13	vs Chaminade (11-24-04)
	13	vs Boise State University (12/08/04)
FREE THROW PERCENTAGE.....	.462 ( 6-13)	vs Chaminade (11-24-04)
	.538 ( 7-13)	vs Boise State University (12/08/04)
REBOUNDS.....	30	vs Chaminade (11-24-04)
	30	at USC (12/04/04)
ASSISTS.....	6	vs CALIFORNIA (11/27/04)
	12	vs Chaminade (11-24-04)
STEALS.....	2	vs Boise State University (12/08/04)
	4	vs CALIFORNIA (11/27/04)
BLOCKED SHOTS.....	1	vs North Carolina (11-22-04)
	2	at USC (12/04/04)
	2	vs Washington State University (12/11/04)
TURNOVERS.....	9	at Utah State (12/01/04)
	11	vs Stanford (11-23-04)
	11	at USC (12/04/04)
FOULS.....	11	at Utah State (12/01/04)
	11	vs Washington State University (12/11/04)

2004-05 BYU Season Stats  
 BYU Cougars High/Low Analysis (as of Dec 18, 2004)  
 All games

BYU Cougars - INDIVIDUAL GAME HIGHS

POINTS.....	23	HALL, Mike vs CALIFORNIA (11/27/04)
	22	BALDERSON, Jimmy at USC (12/04/04)
	21	AINGE, Austin vs Utah State (12/18/04)
	21	HALL, Mike vs Boise State University (12/08/04)
	19	ROSE, Mike vs Boise State University (12/08/04)
	19	HALL, Mike at Utah State (12/01/04)
FIELD GOALS MADE.....	8	HALL, Mike vs CALIFORNIA (11/27/04)
	7	AINGE, Austin vs Washington State University (12/11/04)
	7	HALL, Mike vs Boise State University (12/08/04)
	7	HALL, Mike at Utah State (12/01/04)
	7	YOUNG, Keena vs Chaminade (11-24-04)
FIELD GOAL ATT.....	18	HALL, Mike vs CALIFORNIA (11/27/04)
	16	HALL, Mike at Utah State (12/01/04)
FG PCT (min 5 made).....	.750 ( 6-8 )	JENSEN, Jared vs Chaminade (11-24-04)
	.667 ( 6-9 )	AINGE, Austin vs Utah State (12/18/04)
	.667 ( 6-9 )	ROSE, Mike vs Boise State University (12/08/04)
3 PT FG MADE.....	6	ROSE, Mike vs Boise State University (12/08/04)
	5	BALDERSON, Jimmy at USC (12/04/04)
3 PT FG ATTEMPTS.....	9	ROSE, Mike vs Washington State University (12/11/04)
	9	ROSE, Mike vs Boise State University (12/08/04)
	9	AINGE, Austin at Utah State (12/01/04)
3-PT FG PCT (min 2 made).....	.667 ( 6-9 )	ROSE, Mike vs Boise State University (12/08/04)
	.667 ( 4-6 )	ROSE, Mike at USC (12/04/04)
	.667 ( 2-3 )	HALL, Mike vs Boise State University (12/08/04)
	.667 ( 2-3 )	AINGE, Austin vs North Carolina (11-22-04)
FREE THROWS MADE.....	7	JENSEN, Jared vs Boise State University (12/08/04)
	6	AINGE, Austin vs Utah State (12/18/04)
	6	DAWES, Derek at USC (12/04/04)
FREE THROW ATT.....	8	AINGE, Austin vs Utah State (12/18/04)
	8	JENSEN, Jared vs Boise State University (12/08/04)
FT PCT (min 3 made).....	1.000 ( 4-4 )	JENSEN, Jared vs Chaminade (11-24-04)
	1.000 ( 3-3 )	BURGESS, Sam vs CALIFORNIA (11/27/04)
	1.000 ( 3-3 )	MEADS, Garner vs Stanford (11-23-04)
REBOUNDS.....	10	MEADS, Garner vs Washington State University (12/11/04)
	10	DAWES, Derek vs Stanford (11-23-04)
	10	YOUNG, Keena vs North Carolina (11-22-04)
ASSISTS.....	10	NASHIF, Terry at USC (12/04/04)
	5	AINGE, Austin vs Boise State University (12/08/04)
	5	HALL, Mike vs Boise State University (12/08/04)
	5	NASHIF, Terry vs CALIFORNIA (11/27/04)
	5	HALL, Mike vs Chaminade (11-24-04)
	5	NASHIF, Terry vs Chaminade (11-24-04)
STEALS.....	4	HALL, Mike vs Chaminade (11-24-04)
	3	ROSE, Mike vs Washington State University (12/11/04)
	3	HALL, Mike vs CALIFORNIA (11/27/04)
BLOCKED SHOTS.....	3	MILES, Chris vs Utah State (12/18/04)
	3	DAWES, Derek vs CALIFORNIA (11/27/04)
	3	BURGESS, Sam vs Chaminade (11-24-04)
TURNOVERS.....	8	NASHIF, Terry vs North Carolina (11-22-04)
	5	AINGE, Austin at USC (12/04/04)
FOULS.....	5	MEADS, Garner vs Utah State (12/18/04)
	4	BALDERSON, Jimmy vs Utah State (12/18/04)
	4	YOUNG, Keena vs Utah State (12/18/04)