



Cougar Basketball

CONTACT INFORMATION

Basketball Media Relations Contact: Brett Pyne
 Office Phone: (801) 422-4912
 Cell Phone: (801) 367-1631
 Home Phone: (801) 796-6867
 Email: brett_pyne@byu.edu
 Assoc. AD/Media Relations Director: Duff Tittle
 Office Phone: (801) 422-8948
 Home Phone: (801) 227-0746
 Email: duff_tittle@byu.edu
 Media Relations Fax: (801) 422-0633
 Pressrow Phone: (801) 378-3675
 Mailing Address: 30 SFH, Provo, UT 84602-2239

2002-03 BYU SCHEDULE

NOVEMBER 2002

Nov. 22-25 Paradise Jam @ U.S. Virgin Islands
 Nov 22 v. Toledo 71-56 W
 Nov 23 v. Kansas State 73-64 W
 Nov 25 v. St. Bonaventure 66-57 W
 Nov. 30 Rice 95-56 W

DECEMBER 2002

Dec. 4 @ Arizona State (FSN) 64-60 W
 Dec. 7 @ Creighton 64-74 L
 Dec. 11 San Diego 64-49 W
 Dec. 14 Utah State (SWP) 66-56 W
 Dec. 21 UC Santa Barbara 69-56 W
 Dec. 23 @ San Francisco 72-84 L
 Dec. 28 Southern Utah 93-60 W

JANUARY 2003

Jan. 2 Pepperdine 7:00 p.m.
 Jan. 4 Touchstone Energy All-College Classic
 in Oklahoma City
 v. Oklahoma State (ESPN2) 5:30 p.m.
 Jan. 8 @ Weber State 7:00 p.m.
 Jan. 11 Idaho State 7:00 p.m.
 Jan. 16 UNLV (SWP) 7:00 p.m.
 Jan. 20 @ San Diego State (SWP) 7:00 p.m.
 Jan. 25 UTAH (ESPN+Plus) 1:00 p.m.

FEBRUARY 2003

Feb. 1 New Mexico (ESPN+Plus) 1:00 p.m.
 Feb. 3 Air Force 8:30 p.m.
 Feb. 8 @ Wyoming (ESPN+Plus) 1:00 p.m.
 Feb. 10 @ Colorado State 7:00 p.m.
 Feb. 14 @ UNLV (SWP) 7:30 p.m.
 Feb. 17 San Diego State (SWP) 8:30 p.m.
 Feb. 24 @ Utah (ESPN) 10:00 p.m.

MARCH 2003

Mar. 1 @ Air Force (SWP) 4:00 p.m.
 Mar. 3 @ New Mexico (SWP) 7:00 p.m.
 Mar. 6 Wyoming (SWP) 7:00 p.m.
 Mar. 8 Colorado State (SWP) 7:00 p.m.
 Mar. 12-15 MWC Tournament @ Las Vegas

*Game times are local to site
 SWP - SportsWest Productions
 FSA - Fox SportsNet Arizona

GAME #12 FAST FACTS

BYU (9-2, 0-0 MWC) vs. PEPPERDINE (8-4, 0-0 WCC)

THURSDAY, JAN. 2, 2003
 MARRIOTT CENTER (22,700)
 PROVO, UTAH
 7 p.m. MST

Coaches: BYU, Steve Cleveland (94-71 in sixth year; same overall)
 Pepperdine, Paul Westphal (30-13 in 2nd year; 114-40 in fifth year overall)

Series: . . . Pepperdine leads, 4-1 Last: Pepperdine won 82-79 in Overtime in Malibu on Jan. 5, 2002

TV:None

Radio: . . . KSL Newsradio 1160 AM (Cougar Sports Network)
 Pregame Air Times: 6 p.m. MST
 Play-by-Play: Greg Wrubell
 Game Analyst: Mark Durrant

Web:Live audio and live stats links available at byucougars.com/basketball_m/ (select 2002-03 schedule)
 and audio links also available on KSL.com and byuradio.org or via BYU Radio on Dish Network.

BYU'S PROBABLE STARTERS:

POS.	#	NAME	HT.	WT.	YR.	PPG	RPG
F	3	Mark Bigelow	6-7	195	Jr.	13.0	3.5 2.2 apg
F	52	Jared Jensen	6-9	250	So.	9.5	3.8
C	55	Rafael Araujo	6-11	265	Jr.	9.6	8.2
G	2	Travis Hansen	6-6	210	Sr.	15.5	4.8 2.9 apg
G	24	Kevin Woodberry	6-0	170	Jr.	6.3	1.8 2.4 apg

BYU RESERVES:

POS.	#	NAME	HT.	WT.	YR.	PPG	RPG
G	14	Ricky Bower	6-4	185	Jr.	5.9	2.0 2.0 apg
F	15	John Allen	6-7	215	So.	3.6	1.5
G	10	Terry Nashif	5-10	165	Fr.	3.0	1.6 1.5 apg
F	5	Jake Shoff	6-9	265	Jr.	2.3	2.0
C	40	Dan Howard	7-0	225	Jr.	1.6	0.7
F	32	Bart Jepsen	6-9	235	Jr.	1.8	0.9
G	4	Luiz Lemes	6-3	180	Jr.	1.3	0.8

COUGARS HOST PEPPERDINE THURSDAY AT 7 P.M.

Coming off a 93-60 win over Southern Utah Saturday, BYU(9-2) stays at home to host the Pepperdine Waves (8-4) Thursday at 7 p.m. MST in the Marriott Center before taking a trip to Oklahoma to face Oklahoma State Saturday. Thursday's game is not being televised. The radio broadcast can be heard on KSLNewsradio 1160 and the Cougar Sports Network, beginning at 6 p.m. MST with a one-hour pregame show. KSL's Greg Wrubell will call the play-by-play action with Mark Durrant providing game analysis. Live Internet audio links are available on the basketball page of the official BYU athletics website, byucougars.com, and via BYU Radio on the Dish Network and at byuradio.org.

The Cougars are 5-0 at home this season and enter Thursday's game with the nation's longest home-court victory streak at 41 games. BYUhas defeated its last 32 non-Mountain West Conference opponents in the Marriott Center since suffering a 71-70 loss to California on Dec. 19, 1998.

The Waves won have won eight of their last 10 games, including a decisive 88-68 road win Monday over host New Mexico to win the Lobo Invitational at The Pit. Pepperdine has a six-game road winning streak and is 6-1 on the road this year.



SERIES BREAKDOWN

Overall Series Record: Pepperdine leads 4-1
 BYU Record in Provo: 1-1
 BYU Record at Pepperdine: 0-3
 BYU Record at Neutral Sites: 0-0
 BYU Record under Steve Cleveland: 1-1
 BYU Record in Overtime Games: 0-1 (0-1 at Pepperdine)
 Last Overtime Game: 2001-02, lost at Pepperdine, 79-82
 Longest BYU Win Streak: 1
 Longest Pepperdine Win Streak: 3 (1944-85)
 Largest BYU Margin of Victory: 1, 53-52 in 1997
 Largest Pepperdine Margin of Victory: 10, 83-73 in 1985
 Most Points Scored by BYU: 79 in 2001-02
 Most Points Scored by Pepperdine: 83 in 1985

12-29-44	at Pepperdine	51-56	L
12-15-49	at Pepperdine*	39-45	L
12-14-85	Pepperdine ^	73-83	L
12-13-97	Pepperdine*	53-52	W
1-5-02	at Pepperdine (OT)	79-82	L

BOX - LAST YEAR'S GAME

Brigham Young vs Pepperdine
 1/5/02 5:00 p.m. at Firestone Fieldhouse, Malibu, California
 VISITORS: Brigham Young 10-3

#	Player	tot-fg		3-pt		rebounds		ft	of	de	tot	pf	tp	a	to	blk	s	min
		fg	fga	fg	fga	fg	fga											
03	BIGELOW, Mark	f	3	12	1	5	7	8	0	2	2	4	14	1	1	0	0	33
25	NIELSEN, Eric	f	5	11	0	1	0	2	3	0	3	4	10	0	4	0	0	41
52	JENSEN, Jared	c	0	4	0	0	0	3	2	5	1	0	0	2	0	0	29	
02	HANSEN, Travis	g	10	19	0	1	10	10	2	15	17	5	30	2	3	0	1	42
31	MONTAGUE, Matt	g	3	8	1	2	5	8	1	5	6	2	12	8	1	0	2	45
10	NASHIF, Terry	0	0	0	0	0	0	0	0	0	0	0	0	0	0	0	0	0
20	BOBIK, Daniel	3	9	2	5	0	0	0	2	2	5	8	0	3	2	1	25	
22	BALDERSON, Jimmy	1	1	1	1	0	0	0	0	0	0	0	1	3	0	0	0	1
32	JEPSEN, Bart	0	0	0	0	0	0	0	1	1	1	0	0	0	0	0	0	1
42	CARLSLE, Jon	1	2	0	0	0	0	1	1	2	5	2	0	0	0	0	0	8
TEAM																		
Totals.....		26	66	5	15	22	28	15	29	44	28	79	11	15	2	4	225	

TOTALFG% 1st Half: 12-24 50.0% 2nd Half: 10-33 30.3% Game: 39.4% DEADBALL
 3-Pt. FG% 1st Half: 2-7 28.6% 2nd Half: 3-6 50.0% Game: 33.3% REBOUNDS
 F Throw % 1st Half: 8-9 88.9% 2nd Half: 12-17 70.6% Game: 78.6% 5

HOME TEAM: Pepperdine 7-6

#	Player	tot-fg		3-pt		rebounds		ft	of	de	tot	pf	tp	a	to	blk	s	min
		fg	fga	fg	fga	fg	fga											
32	MIGGINS, Jimmy	f	6	17	0	1	7	8	2	8	10	3	19	2	6	0	1	41
34	BRAZZLE, Boomer	f	2	5	1	2	0	1	2	4	6	5	5	1	2	1	3	21
55	SUITT, Cedric	c	2	4	0	0	4	7	2	8	10	3	8	2	0	5	0	37
01	MONTGOMERY, D. g	4	7	2	2	1	1	1	0	1	4	11	3	4	0	2	43	
20	JOHNSON, Terrance	5	17	3	13	1	5	3	3	6	1	14	1	0	0	0	45	
11	LEWIS, Craig	3	3	3	3	3	4	0	0	0	0	1	12	0	0	0	9	
21	TURNER, Robert	0	1	0	1	0	0	0	0	0	0	0	0	0	0	0	4	
22	MCGOWAN, Glen	5	11	0	3	3	10	3	1	4	5	13	0	3	0	0	22	
23	COLBERT, Gary	0	0	0	0	0	0	0	0	0	2	0	0	2	0	0	2	
25	WESTPHAL, Mike	0	0	0	0	0	0	0	0	0	0	0	0	0	0	0	1	
TEAM																		
Totals.....		27	65	9	25	19	36	17	26	43	24	82	9	17	6	6	225	

TOTALFG% 1st Half: 10-27 37.0% 2nd Half: 12-28 42.9% Game: 41.5% DEADBALL
 3-Pt. FG% 1st Half: 2-10 20.0% 2nd Half: 4-10 40.0% Game: 36.0% REBOUNDS
 F Throw % 1st Half: 4-7 57.1% 2nd Half: 15-25 60.0% Game: 52.8% 8

Officials: David Libbey, Tom Wood and Bruce Hicks
 Technical fouls: Brigham Young-None. Pepperdine-None.
 Attendance: 3378
 Score by Periods 1st 2nd OT Total
 Brigham Young 34 35 10 79
 Pepperdine 26 43 13 82

WHAT COACH STEVE CLEVELAND SAID LAST YEAR ...

" Travis just competed like a lion. He played with a great deal of heart. It was unfortunate the number of touch fouls that were called. Free throws is the whole reason they were able to stay in the game. We don't have a lot of margin for error, especially playing a good team on the road. It's disappointing to lose a game like this but this game isn't as important as our conference season coming up. I'm not disappointed in our 10-3 start. We have grown up as a team, gotten better, and learned how to compete in hostile situations."

PEPPERDINE WAVES

Pepperdine, coached Paul Westphal, has an 8-4 record and has won eight of its last 10 games, including a decisive 88-68 road win Monday over host New Mexico to win the Lobo Invitational at The Pit. Pepperdine has advanced to postseason tournament play the last four consecutive seasons with at-large berth to the NCAA Tournament in 2000 and 2002 and NIT bids in 1999 and 2001. Despite playing without three of its top players -- junior center Will Kimble (heart condition), junior forward Glen McGowan (knee and blood clot in arm) and senior guard Devin Montgomery (broken thumb) -- the Waves have won six straight road games this year and is 6-1 on the road. The Waves completed last year with an 11-8 (.579) record on the road, going 7-6 (.538) in "true" road games and 4-2 (.667) on a neutral court. This year, Pepperdine has captured tournament titles at New Mexico and Stanford. Pepperdine put together perhaps its best all-around effort of the season at New Mexico. The Waves shot 56.3 percent from the field (36-of-64), won the rebounding battle by a commanding 44-31 margin and held the Lobos to just 39.1 percent shooting (27-of-69) from the floor. Freshman guard Alex Acker was selected the "Most Valuable Player" at the Lobo Invitational, and was joined on the All-Tournament team by sophomore guard Terrance Johnson and senior forward Jimmy Miggins. Acker registered career-best totals of 29 points, 12 rebounds and eight assists in the Waves' 116-110 first round win over Arkansas-Little Rock. Miggins leads the Waves' high-octane offense at 17.6 points a game. Johnson adds 14.8 points an outing followed by senior forward Boomer Brazzle (12.8) and Acker (11.1). Pepperdine is averaging 82.5 points a contest, and has surpassed the 80-point plateau six times in its last seven games. The Waves allow 80.5 points per game. Pepperdine shoots 47.2 percent from the floor, 38.7 percent on three and 72.6 percent from the line while allowing 47.2 percent on field goals and 35.3 percent on threes. The Waves are being beaten on the boards 38.2 to 35.8. Coach Westphal is 30-13 in his second season in Malibu and 114-40 overall in five seasons as a college coach.

PEPPERDINE'S PROBABLE STARTERS

POS.	#	NAME	HT.	WT.	YR.	PPG	RPG	OTHER
F	32	Jimmy Miggins	6-6	230	Sr.	17.6	5.8	4.6 apg; 54.0 FG%
F	34	Boomer Brazzle	6-7	230	Sr.	12.8	6.4	45.8 FG%
F	43	David Patten	6-8	200	Fr.	7.9	4.6	36.0 3FG%
G	3	Alex Acker	6-5	185	Fr.	11.9	4.3	52.0 3FG%, 82.9 FT%
G	20	Terrance Johnson	6-5	190	So.	14.8	3.9	46.6 3FG%; 79.2 FT%

LAST YEAR - HANSEN HAS CAREER NIGHT BUT WAVES WIN IN OT

For the third time in the first 13 games of the year, BYU suffered a tough road loss in a contest it could have won as the Cougars fell in overtime at Pepperdine, 82-79. BYU finished its non-league play with a 10-3 record. Having played one of the toughest schedules in the nation, Pepperdine improved to 7-6 on the year. BYU guard Travis Hansen played a remarkable game, scoring 30 points and grabbing 17 rebounds to lead the Cougars. Hansen became the second Cougar to score 30 points (Bigelow had 31 vs. Arizona State) and his 17 rebounds were the most by a Cougar since Brett Applegate totaled 17 in December 1983. With BYU trailing by three with only three seconds remaining in overtime, Hansen was whistled for an offensive foul as he swept the ball while preparing to get off a game-tying three point attempt. Pepperdine's Terrance Johnson missed both free throws on the other end, but the Cougars could only get off a desperation three-quarter court heave by Matt Montague as time expired. The game went to overtime at 69-69 after reserve guard Jimmy Balderson hit a three-pointer from the corner during his only minute on the floor during the 45-minute game. Balderson made the trey with 12 seconds left in regulation. BYU had a chance to win the game after forcing a Pepperdine turnover with four seconds left but was unable to get off an attempt. The Cougars got off to a sluggish start to begin the game, falling behind 14-6 after the first 10 minutes. But BYU out scored the Waves 28-12, including a 10-0 run, to close out the half with a 36-24 advantage. Returning the favor, Pepperdine scored the first 10 points of the second half to claim the lead as BYU went cold from the floor, missing its first nine field goal attempts and both free throws before Hansen finally connected on a jumper to tie the game at 36. The rest of the game was for the most part a back-and-forth battle as the two teams traded leads through 10 second-half ties. BYU seemed ready to take the momentum with some good defense, but the Waves were able keep the tide from turning thanks to 25 free throw attempts in the second half. After Johnson made a trey to put the Waves up 51-48 with 8:42 on the clock, Pepperdine went nearly seven minutes without a field goal. The Waves stayed in the game, thanks to nine successes from the charity stripe, until reserve Craig Lewis, who had just come in the game for the first time, made a three to give the Waves the lead again at 63-61 with just over two minutes left in regulation. Pepperdine led by five points with just under a minute remaining before BYU staged a quick comeback started by Hansen and finished by Balderson to send the game to overtime. Three Cougars joined Hansen in double figures, with Mark Bigelow scoring 14 points, Matt Montague a season-high 12 points and Eric Nielsen adding 10. Montague also dished out a game-high eight assists and had two steals with only one turnover despite regular full-court pressure by the Waves. He played a career high 45 minutes. Even though five Pepperdine players scored in double figures, led by Jimmy Miggins with 19, the player of the game for the Waves was Lewis, who scored 12 points in only nine minutes, including three NBA-length treys.



2002-03 BYU NUMERICAL ROSTER

NO.	NAME	POS.	HT.	WT	YR.	EXP.	HOMETOWN (PREVIOUS SCHOOL)	PLAYER NOTE
2	Travis Hansen	G/F	6-6	210	Sr.	2L	Orem, Utah (Utah Valley State College)	BYU's leading scorer (15.5) and assist man (2.9)
3	Mark Bigelow	F/G	6-7	195	Jr.	2L	Olympia, Wash. (Olympia HS)	Second-leading scorer (13.0) and top three-point shooter
4	Luiz Lemes	G	6-3	180	Jr.	TR	Sao Paulo, Brazil (E. Oklahoma State)	JC Transfer is 3-6 on threes in limited action
5	Jake Shoff	F/C	6-9	265	Jr.	TR	Alpine, Utah (Weber State)	Now seeing more time after being limited early by back injury
10	Terry Nashif	G	5-10	165	So.	1L	Vancouver, Wash. (Evergreen HS)	Provided spark vs. SUU with 6 pts, 5 assts, 2 stls in 17 minutes
14	Ricky Bower	G	6-4	185	Jr.	TR	Meridian, Idaho (Wisconsin)	Top reserve had 9 points, 5 rebounds, 4 assists vs. SUU Saturday
15	John Allen	F	6-7	215	So.	1L	Houston, Texas (Mayde HS)	Shooting 6-9 on threes and perfect 10-10 from the line
24	Kevin Woodberry	G	6-0	170	Jr.	TR	Phoenix, Ariz. (Dixie State College)	Dished out 16 assists with only 2 turnovers in last 4 games
32	Bart Jepsen	F	6-9	235	Jr.	2L	Roswell, N.M. (Roswell HS)	In first action in last three games had 5 pts, 3 rebs vs. SUU
40	Dan Howard	C	7-0	225	Jr.	2L	Kaysville, Utah (Davis HS)	Mostly limited action since career-best 11 pts in opener
52	Jared Jensen	F/C	6-9	250	So.	1L	West Haven, Utah (Fremont HS)	MWC Co-Freshman of the Year shoots team-best .654 on FG
55	Rafael Araujo	C	6-11	265	Jr.	TR	Sao Paulo, Brazil (Arizona Western College)	NJCAA All-American tops in rebounds (8.2), third in pts (9.6)

PLANNING TO REDSHIRT

12	Marc Roberts	G	6-3	205	So.	1L	Provo, Utah (Timpview HS)	Returned missionary plans to redshirt this season
13	Austin Ainge	G	6-1	175	Fr.	HS	Gilbert, Ariz. (Highland HS)	Returned missionary plans to redshirt / out with broken thumb
34	Jermaine Odjegba	G	6-5	190	Fr.	HS	Lake Park, Fla. (Palm Beach Gardens HS)	True freshman plans to redshirt

Head Coach: Steve Cleveland , UC Irvine, 1976 (sixth season)

Associate Head Coach: Dave Rose, Houston, 1983

Assistant Coaches: Andy Toolson, BYU, 1990; John Wardenburg, BYU, 1986

Director of Basketball Operations: Nate Call, BYU, 1993

BYU PLAYER SEASON/CAREER HIGHS

#	PLAYER	POINTS	REBOUNDS	ASSISTS (^ BLOCKS)
2	HANSEN, Travis Career:	23 at Arizona State 30 at Pepperdine (2002)	12 vs. St. Bonaventure 17 at Pepperdine (2002)	5 vs. Toledo, vs. UCSB same (three times)
3	BIGELOW, Mark Career:	21 at Creighton 33 at Washington State (1998-99)	8 vs. San Diego 14 (twice- 1998-99)	5 vs. San Diego 6 (twice-1998-99)/(9 steals, BYU record)
4	LEMES, Luiz Career:	7 vs. Rice same	2 vs. Rice same	2 vs. Rice same
5	SHOFF, Jake Career:	9 at San Francisco same	4 vs. Kansas State same	2 vs. Utah State same
10	NASHIF, Terry Career:	10 vs. Rice same	5 vs. Rice same	5 vs. Rice, Southern Utah same
14	BOWER, Ricky Career:	10 vs. Toledo same	5 vs. St. Bonaventure, vs. SUU same	4 at Creighton, vs. UCSB, vs. SUU same
15	ALLEN, John Career:	8 at Arizona State, SUU 10 at Notre Dame (1999-00)	4 vs. St. Bonaventure same	2 vs. Southern Utah same / ^ 1 vs. So. Ill. (99-00)
24	WOODBERRY, Kevin Career:	12 vs. Utah State same	4 at Arizona State same	6 vs. Utah State, SUU/(4 steals vs. USD) same
32	JEPSEN, Bart Career:	7 vs. Rice same (three times)	3 vs. Southern Utah 9 vs. Washington (1997-98)	- 2 - twice / ^ 3 vs. UTEP (1998-99)
40	HOWARD, Dan Career:	11 vs. Toledo same	2 (four times) last vs. SUU 7 at SDSU (2002)	1 vs. Kansas State, at Creighton same (twice) / ^ 2 - twice (2002)
52	JENSEN, Jared Career:	18 vs. Rice 20 at Air Force (2002)	6 vs. St. Bonaventure, at ASU 10 vs. Creighton, CSUN (2002)	1 at Arizona State, vs. San Diego, vs. USU 2 vs. Creighton/ ^ 2 (4 times)
55	ARAUJO, Rafael Career:	24 at San Francisco same	17 at San Francisco same	3 (twice)/ ^ 3 at ASU/ (3 steals v. Rice, at USF) same



2002-03 BYU STARTING LINEUPS

Opp.	PG	SG	SF	PF	C
v. Toledo	Woodberry	Hansen	Bigelow	Jensen	Araujo
v. KSU	Woodberry	Hansen	Bigelow	Jensen	Araujo
v. SBU	Woodberry	Bower	Bigelow	Hansen	Araujo
RICE	Woodberry	Hansen	Bigelow	Jensen	Araujo
@ASU	Woodberry	Hansen	Bigelow	Jensen	Araujo
@CU	Woodberry	Hansen	Bigelow	Jensen	Araujo
USD	Woodberry	Hansen	Bigelow	Jensen	Araujo
USU	Woodberry	Hansen	Bigelow	Jensen	Araujo
UCSB	Woodberry	Hansen	Bigelow	Jensen	Araujo
@USF	Woodberry	Hansen	Bigelow	Jensen	Araujo
SUU	Woodberry	Hansen	Bigelow	Jensen	Araujo

BYU STARTING LINEUP RECORD

Woodberry, Hansen, Bigelow, Jensen, Araujo	8-2
Woodberry, Bower, Bigelow, Hansen, Araujo	1-0

ROSTER BREAKDOWN BY CLASS

SENIORS (1)

Travis Hansen	G/F	6-6
---------------	-----	-----

JUNIORS (8)

Kevin Woodberry	G	6-0
Luiz Lemes	G	6-3
Ricky Bower	G	6-4
Mark Bigelow	F/G	6-7
Jake Shoff	F	6-9
Bart Jepsen	F	6-9
Rafael Araujo	C	6-11
Dan Howard	C	7-0

SOPHOMORES (4)

Terry Nashif	G	5-10
Marc Roberts	G	6-3
John Allen	F	6-7
Jared Jensen	F/C	6-9

FRESHMAN (2)

Austin Ainge	G	6-1
Jermaine Odjegba	G	6-5

BREAKDOWN BY GEOGRAPHY

UTAH (5)

Travis Hansen	Orem
Jake Shoff	Alpine
Dan Howard	Kaysville
Jared Jensen	West Haven
Marc Roberts	Provo

ARIZONA (2)

Kevin Woodberry	Phoenix
Austin Ainge	Gilbert

BRAZIL (2)

Luiz Lemes	Sao Paulo
Rafael Araujo	Sao Paulo

WASHINGTON (2)

Mark Bigelow	Olympia
Terry Nashif	Vancouver

FLORIDA (1)

Jermaine Odjegba	Lake Park
------------------	-----------

IDAHO (1)

Ricky Bower	Meridian
-------------	----------

NEW MEXICO (1)

Bart Jepsen	Roswell
-------------	---------

TEXAS (1)

John Allen	Houston
------------	---------

BYU'S LAST OUTING – COUGARS SET THREE-POINT MARK IN VICTORY

All 12 BYU players scored Saturday night, as the Cougars (9-2) cruised to their 41st consecutive home victory by beating Southern Utah University, 93-60. With the loss, SUU falls to 5-5 on the season. Forward Mark Bigelow scored 14 points, including four three-pointers. Bigelow passed former Cougar Terrell Lyday for second all-time in three-pointers made with 130. He trails assistant coach Andy Toolson by 11 treys. Bigelow also passed the 1,000-point mark for his career and now has 1,009. He is the 34th Cougar and only the ninth junior to reach the 1,000-point milestone. As a team, BYU shot 14-24 (58.8 percent) from behind the arc while setting a new school record for most three-pointers made in a single game on a Ricky Bower trey with 1:49 to go. With Southern Utah playing a match-up zone, seven different Cougars hit a trey in the contest, with six players scoring their only field goals from behind the arc. The Cougars used team-basketball to bury the T-Birds early with 25 of the team's 29 field goals coming off an assist from a teammate. BYU shot 58 percent for the game and held SUU to 43.2 percent. In the first half, BYU capitalized on nine Southern Utah turnovers and only lost one. The T-Birds surrendered 16 points off those turnovers enabling the Cougars to build a 12-point halftime lead. BYU continued to look for center Rafael Araujo, fresh off his career night versus San Francisco. The big man scored 13 of his game-high 17 points before the half. He also grabbed seven rebounds in just 24 minutes. BYU did not allow one T-Bird player to score in double figures. Kevin Henry, Al Williams, and Robbie Warren scored nine points apiece.

WHAT COACH STEVE CLEVELAND HAD TO SAY ...

"When we're making baskets and guarding we can be pretty good. There are not many nights when everyone gets substantial minutes, and when that happens it really make a coach feel good."

SHARING THE BALL

BYU totaled a season-high 25 assists vs. Southern Utah while committing a season-low 10 turnovers. Scoring 29 field goals against the Thunderbirds, only four BYU buckets were not set up by a teammate's pass. All 12 Cougars scored and seven made a three-pointer.

FIRST HALF/SECOND HALF

BYU got off to a quick start against Southern Utah but has trailed at the half six times this year, including four of the last six games. The Cougars have played well in the second half, however, rallying for four victories to post a 4-2 record when trailing at the break. BYU had its biggest deficit of the year at USF, trailing by as many as 20 points and 19 at the break. BYU whittled the lead to two points in the first eight minutes of the second half but never managed to get over the hump. BYU has made its runs early in the final 20 minutes as the Cougars have held the lead with five minutes remaining in nine games, winning each time. BYU went on an 18-0 run, its longest of the season, in the second half against USD. BYU out scored Utah State 35-21 in the final 20 minutes. The Aggies lost for the first time in six games this year when they had the halftime advantage.

PLAYER PERSONNEL

BYU coach Steve Cleveland is using a larger rotation this year with a deeper bench. Twelve players will play this year and eight are playing double-digit minutes. Cleveland has gone with the same starting lineup in every game but St. Bonaventure, where a the Bonnies pressing defense warranted a lineup change. Sophomore guard Marc Roberts and freshman guards Austin Ainge and Jermaine Odjegba are planning to use the season to redshirt. Ainge broke his thumb during practice three days before BYU's season opener. He had surgery in Phoenix. He isn't expected to practice for another couple weeks.

NATIONAL POLLS

BYU received votes in both polls released this week. BYU is tied for 43rd with four points in the Associated Press Poll and tied for 45th with one point in the ESPN/USA Today Coaches Poll. The four teams participating in Saturday's Touchstone Energy All-College Classic are all receiving votes and, according to poll voters, should provide two evenly matched games. Oklahoma State, ranked 38th (AP) and 32nd (Coaches) faces BYU, while the second game pits Oklahoma (No. 10 AP, No. 11 Coaches) vs. Michigan State (No. 14 AP and Coaches).

RPI AND SAGARIN RATINGS

After entering last week rated No. 1 in the RPI ratings produced by Collegiate Basketball News and CBS Sportsline.com, BYU is now rated No. 8 and No. 9, respectively, in the two RPI ratings after going 1-1 last week. In the Sagarin ratings, also updated after Sunday's results, the Cougars are rated 15th as the top-rated Mountain West Conferenc school. Utah is the next MWC school at No. 47. Creighton is the top-rated team in the nation. The Mountain West is rated sixth nationally as a league, ahead of Conference-USA, the Pac-10 and Atlantic-10.



BYU MARGIN OF VICTORY/DEFEAT

	WINS	LOSSES
1 point		
2 points		
3 points		
4 points	1	
5 points		
6 points		
7 points		
8 points		
9 points	2	
10 points	1	1
11 points		
12 points	1	
13 points	1	
14 points		
15 points	2	
16-19 points		
20-24 points		
25-29 points		
30-plus points	2 (33,39)	

BYU'S 2002-03 RECORD WHEN ...

At home	5-0
On the road	1-2
On a neutral floor	3-0
BYU scores 100 or more points	0-0
BYU scores between 90-99 points	2-0
BYU scores between 80-89 points	0-0
BYU scores between 70-79 points	2-1
BYU scores between 60-69 points	5-1
BYU scores below 60 points	0-0
Opponent scores 90 or more points	0-0
Opponent scores between 80-89 points	0-1
Opponent scores between 70-79 points	0-1
Opponent scores between 60-69 points	3-0
Opponent scores between 50-59 points	5-0
Opponent scores below 50 points	1-0
BYU leads at half	5-0
Opponent leads at half	4-2
Score tied at half	0-0
BYU leads with 5 minutes left	9-0
Opponent leads with 5 min. left	0-2
BYU leads with 1 minute left	9-0
Opponent leads with 1 min. left	0-2
Score tied with 1 minute left	0-0
Game goes into overtime	0-0
BYU shoots 50 % or better	3-0
Opponent shoots 50 % or better	0-1
BYU out shoots opponent	9-1
Opponent out shoots BYU	0-1
BYU out rebounds opponent	7-1
Opponent out rebounds BYU	2-1
BYU and opponent tie in rebounds	0-0
vs. top-25 ranked opponent	0-0
vs. 2002 conference champions	2-1
vs. 2002 postseason teams	3-1

MORE POINTS ON POINTS ...

WHEN BYU SCORES: (CLEVELAND ERA)

Points	Record
100 or above	2-0 (1.000)
90-99	7-0 (1.000)
80-89	23-4 (.852)
70-79	31-16 (.660)
60-69	28-24 (.538)

WHEN BYU ALLOWS: (CLEVELAND ERA)

Points	Record
40-49	16-0 (1.000)
50-59	32-3 (.914)
60-69	28-12 (.700)
70-79	16-31 (.340)

GOOD START

BYU's 8-1 start this year was its best under Steve Cleveland, surpassing the 7-1 start of the 1999-2000 team, and equaled the programs best start since 1991-92. That team, however, went 9-1 before suffering its second defeat. After losing at USF, BYU fell to 8-2, the same record it had last year after 10 games. Last year's team went 10-2 before losing at Pepperdine to finish the preseason at 10-3. The 1999-2000 NIT team finished the preseason at 11-2, while the 2000-2001 NCAA team went 11-4. BYU's best-ever start to a season was a 17-0 run at the beginning of the 1987-88 season that garnered the Cougars a No. 2 national ranking.

STREAKS

BYU is coming off a win and extended the nation's longest homecourt winning streak to 41 games with its victory over Southern Utah Saturday. The Cougars have won 32 straight home games over a nonconference opponent and 17 consecutive vs. Mountain West Conference teams. BYU has lost its last two road games. BYU's loss at Creighton ended a string of four consecutive BYU wins away from the Marriott Center. It was the team's best streak away from home since BYU's 2001 NCAA team won five consecutive games (2 away, 3 at the MWC tournament) in March 2001. The Cougars won five straight games overall to open this season, the longest overall streak since winning eight straight games last year in preseason. BYU has made a three-point shot in 190 consecutive games since last going 0-9 in a 75-67 loss to Cal State Fullerton on Nov. 22, 1996 during BYU's 1-25 season.

SHOOTING, REBOUNDING SUCCESS

BYU has outshot 10 of 11 opponents this year (except USF) and outrebounded eight (except Creighton,USU, USCB). BYU is shooting .473, including .394 on threes, while limiting opponents to .387 shooting from the floor and only .260 on threes. BYU averages 34.9 boards to its opponents' 32.4. BYU has shot 45 percent or better in eight games this year, including six straight until shooting a season-low 36.5 percent at USF when the Cougars also allowed USF an opponent-best 50.9 percent. BYU rebounded to shoot 58 percent Saturday vs. SUU.

FROM THE LINE

BYU topped 80 percent free throw shooting for the fourth time this year when it shot a season-high 85.2 percent from the line vs. UCSB, going 23-27. The Cougars have shot better than 70 percent in all but two games, a season-low 55.0 percent (11-20) vs. San Diego and only 65.7 percent at USF. Individually, seven Cougars are shooting 74 percent or better from the line. John Allen is a perfect 10-10 while Ricky Bower is shooting 89.7 percent (26-29). BYU is shooting 74 percent as a team.

DEFENSIVE NOTABLES

BYU has held eight opponents to 42 percent or lower shooting, and has held four opponents below 35 percent shooting. BYU held UCSB, a team that came in after seven games shooting 50.3 percent from the floor and 45.5 percent on threes, to 36.5 percent and 26.1 percent on threes. BYU has held eight of its 11 opponents this year to 60 points or less. BYU is 48-3 under Steve Cleveland when holding its opponents below 60 points. BYU held USD to a BYU-opponent low of 49 points. On the year, BYU's defense has yielded a combined 61.1 points per game.

MORE DEFENSE

The Cougars did not allow a SUUplayer to reach double figures and held UCSB forward Mark Hull to four points on 2-8 shooting and three rebounds in 34 minutes. He entered the game averaging 14.3 points and 5.3 rebounds. BYU made Utah State's leading scorer Desmond Penigar earn all 11 of his points on 3-11 shooting. He was averaging 15.2 and shooting 49 percent from the floor entering the game. The other top Aggie scorer, guard Mark Brown, entered the game with a 13.8 scoring average, having reached double figures in every game. He scored only two points against the Cougar defense, going 1-8 from the floor in a team-high 35 minutes. BYU also held San Diego's leading scorer, 6-foot-10, 290-pound center Jason Keep, who had 30 points and 16 rebounds at UCLA this year, to just seven points – nearly 11 points below his 17.7 average entering the game. Against Rice, BYU held 2002 WAC Freshman of the Year forward Michael Harris, who came in averaging 13.7 points and 10.3 rebounds, including a 14-point, 10-rebound night on 7-10 shooting at Stanford, to 11 points and four boards. ASU's freshman sensation Ike Diogu was held five points below his season average. Despite the loss, BYU held Creighton, a team that shot 54 percent from the floor and 51 percent on threes in its first five games, to 42 percent shooting from the floor and 29 percent three-point shooting on its home floor.

COUGARS TAKING BETTER CARE OF THE BALL

BYU has made more assists than turnovers in three of the last four games and five games overall this season. BYU totaled a season-high 25 assists vs. Southern Utah while committing a season-low 10 turnovers. Scoring 29 field goals against the Thunderbirds, only four BYU buckets were not set up by a teammate's pass. After committing 14 or more turnovers in six of the first seven games, including 21 at ASU and 23 at Creighton, BYU has made less than 14 miscues in each of the last four games, including a season-low 10 vs. Southern Utah. A big part of the turnaround has been the improved play of JC transfer point guard Kevin Woodberry. After committing 19 turnovers with only 10 assists in the first seven games, Woodberry has dished out 16 assists with only 2 turnovers in the last four contests.



THE LAST TIME BYU HAD ...**4 PLAYERS SCORE IN DOUBLE FIGURES**

12/14/02 vs. Utah State Bigelow (13)
Hansen (13), Woodberry (12), Araujo (10)

5 PLAYERS SCORE IN DOUBLE FIGURES

12/28/00 at Weber State Wesley (18), Whiting
(15), Lyday (14), Hansen (12), Nielsen (12)

A PLAYER RECORD A DOUBLE-DOUBLE

12/21/02 at San Francisco
Rafael Araujo, 24 points, 17 rebounds

TWO PLAYERS RECORD A DOUBLE-DOUBLE

1/23/99 vs. CS Northridge
Mark Bigelow 23 points, 11 rebounds
Nathan Cooper 15 points, 10 rebounds

TWO DOUBLE-DIGIT REBOUNDERS

11/25/02 vs. St. Bonaventure (at Paradise Jam)
Travis Hansen-12, Rafael Araujo-10

TWO PLAYERS FOULED OUT

11/22/02 at San Francisco
Jared Jensen and Travis Hansen

THREE PLAYERS FOULED OUT

12/22/00 vs. Iowa State (@Laie, Hawaii)
Nate Knight, Mekeli Wesley, Trent Whiting

A PLAYER EJECTED FROM THE GAME

11/23/02 vs. Kansas State
Travis Hansen (2 technical fouls)

A PLAYER RECEIVED A TECHNICAL FOUL

11/23/02 at San Francisco - Travis Hansen

TWO PLAYERS SCORED 20+ POINTS

12/1/01 at Utah State
Travis Hansen-26; Mark Bigelow-21

TWO PLAYERS SCORED 25+ POINTS

3/1/01 at New Mexico
Terrell Lyday-26; Mekeli Wesley-25

A PLAYER SCORED 30+ POINTS

1/5/02 at Pepperdine
Travis Hansen-30

A PLAYER WITH 5 STEALS

1/2/02 vs. San Francisco - Matt Montague

A PLAYER HAD DOUBLE-DIGIT ASSISTS

3/14/02 vs. UC Irvine
Matt Montague-12

A PLAYER 100% AT FT LINE (MIN. 8 ATTS)

3/2/02 at Colorado St. - Jared Jensen (8-8)

A PLAYER 100% FROM FLOOR (MIN. 5 ATTS)

11/30/02 vs. Rice
Jared Jensen (6-6)

A PLAYER 100% ON TREYS (MIN. 3 ATTS)

3/20/02 at Memphis - Daniel Bobik (4-4)

NO PLAYER MAKE A TREY

11/22/96 vs. CS Fullerton (0-9)

LAST TIME OPPONENT DID NOT MAKE A TREY

12/14/02 Utah State (0-5)

BIGGEST BYU SCORING RUN OF THE SEASON

12/11/02 vs. San Diego (18-0)

NATION'S LONGEST HOME WINNING STREAK

BYU has a 41-game homecourt winning streak. The streak, which is a school record topping the 24 straight won between March 1994 and January 1996, is the longest current streak in the nation. BYU went 16-0 at home last season and was 15-0 the prior year. BYU has had a perfect home record seven times since the Marriott Center opened for the 1971-72 season. The past two years, however, marks the first time it has happened in back-to-back seasons. Last year's team tied the BYU single-season record with 16 home wins and was only the fourth Cougar squad to win more than 14 home games in a season. The 1987-88 Ladell Andersen squad went 16-2 in the Marriott Center. BYU's last home loss was on Feb. 17, 2000 when New Mexico edged the Cougars 78-74. BYU has won 17 straight at home over MWC teams. BYU has defeated 32 straight nonconference opponents in the Marriott Center since starting the streak with a 61-59 win over Utah State on Jan. 2, 1999. The last non-league foe to win in Provo was the California Bears, who edged BYU 71-70 on Dec. 19, 1998.

BYU ON THE ROAD

While BYU entered this season with the nation's longest active home winning streak at 36 games (now 41), the Cougars also finished last season having lost their last 10 games away from the Marriott Center and their last 11 straight games on an opponent's home court, including three in overtime. This year, BYU has snapped both losing streaks. With its three wins at the Paradise Jam - BYU's first win streak away from home since the end of the 2001 season, BYU ended the 10-game skid. With BYU's victory at ASU, the Cougars ended the 11-game road losing streak and seven straight losses on a Pac-10 opponent's home floor dating back to its win over ASU in 1989. BYU is 1-2 on an opponent's court this year. Last year BYU won only twice away from home. Last year's road wins were a neutral court 81-76 upset over No. 13 Stanford at the Las Vegas Showdown on Dec. 22, 2001 and a season-opening win at San Diego, 70-59, on Nov. 17, 2001.

NEUTRAL COURT RECORD

BYU is 12-7 on a neutral court under Steve Cleveland. Last year BYU was 1-1 on a neutral floor. Prior to the Paradise Jam, BYU's last neutral court game was a 62-51 loss to San Diego State at the 2002 MWC Tournament. BYU's prior neutral win was over No. 13 Stanford, 81-76, at the Las Vegas Showdown. The Cougars have won seven of their last nine neutral court contests.

RARE HAPPENING

When Utah State did not connect on a three-point attempt, going 0-5, against BYU on Dec. 14 it marked the first time a BYU opponent has failed to make a three-pointer since Oklahoma went 0-9 vs. the Cougars in the 1992 Maui Classic on Dec. 21, 1992.

BYU VS. ITS CONFERENCE PEERS

BYU is picked to finish fourth this year in the Mountain West Conference. BYU has won 58 percent (418-299) of its games vs. its MWC opponents. As an overall athletic program, BYU has dominated the Mountain West, winning 63 percent of all titles in the league's first three seasons.

COUGARS SIGN COMBO GUARD MICHAEL ROSE

During the early signing period in November, BYU signed Michael Rose, a 6-foot-1 combo guard out of Spring Woods High School in Houston Texas. A four-year starter, Rose averaged 16.3 points, five rebounds and three assists playing shooting guard as a junior. A preseason All Greater Houston First Team selection, Rose will play point guard his senior season. He has earned first-team All-District 21 5A honors the past two seasons and was the team MVP in 2002. He has helped his team to second-place District 21 finishes the past two years. In his first season, he was named District 21 Freshman of the Year. Rose has played four years on the Houston Hoops summer AAU team that also features top-five recruits Ndidi Eby and Kendrick Perkins. As the team's starting shooting guard, Rose averaged 14 points and helped the team earn a No. 1 national rating for much of the summer. The team placed second at two of the nation's larger invitational tournaments, finishing as the runner-up at both the Nike Peach Jam in Augusta, Ga., and Nike Super Showcase in Orlando, Fla. A great shooter, Rose is one of the 16 finalists still alive in Cuttino Mobley's Clutch City Shootout. Sponsored by the Houston Rockets and generating more than 300 participants, the Shootout allows Houston-area 4A and 5A high school basketball players the opportunity to compete in a series of three-point shooting contests. Rose is scheduled to shoot at halftime of the Rockets' Jan. 13 game. Earlier this month, he connected on 14 consecutive three-point shots during a scrimmage while scoring 56 points. Rose possesses a strong academic resume, ranking second in his class of 365 seniors. He was recruited by Houston, St. Louis, Utah State, Colorado State, Texas Christian, Texas A&M, Tennessee and Illinois. With guard Travis Hansen being the only senior on this year's roster, Rose is expected to be the only player to sign with BYU during the early signing period. He is the nephew of BYU Associate Head Coach Dave Rose.



**MWC PLAYERS OF THE WEEK**

Nov. 25 -- Brian Greene (Sr., F), Colorado State
 Dec. 2 -- Marcus Banks (Sr., G), UNLV
 Dec. 9 -- Ruben Douglas (Sr., G), New Mexico
 Dec. 16 -- Dalron Johnson (Sr., F), UNLV
 Dec. 23 -- Ronnie Clark (Sr., F), Colorado State
Dec. 30 -- Rafael Araujo (Jr., C), BYU

**BIGELOW MOVING UP 3-POINT LIST**

PL	TREYS	PLAYER	YEARS
1	141	Andy Toolson	85-88-89-90
2	130	Mark Bigelow	99-02-03
3	127	Terrell Lyday	00-01

BIGELOW MOVING UP SCORING LIST

PL	POINTS	PLAYER	YEARS
1	2467	Danny Ainge	78-79-80-81
2	2319	Michael Smith	84-87-88-89
3	2285	Devin Durrant	79-80-83-84
4	1885	Russell Larson	92-93-94-95
5	1841	Fred Roberts	79-80-81-82
6	1824	Jeff Chatman	85-86-87-88
7	1740	Mekeli Wesley	98-99-00-01
8	1652	Kenneth Roberts	91-94-95-96
9	1512	Kresimir Cosic	71-72-73
10	1408	Jay Cheesman	74-75-76-77
11	1388	Andy Toolson	85-88-89-90
12	1375	Roland Minson	49-50-51
13	1337	Marty Haws	87-88-89-90
14	1317	Joe Nelson	47-48-49-50
15	1299	Dick Nemelka	64-65-66
16	1284	Alan Taylor	77-78-79-80
17	1218	Doug Richards	72-73-74
18	1205	Gary Trost	88-91-92-93
19	1195	Eldon Brinley	28-29-30-31
20	1156	Kari Liimo	67-68-69
21	1150	Elwood Romney	30-31-32-33
22	1143	Doug Howard	68-69-70
23	1128	Steve Schreiner	89-90-91
24	1117	Joe Richey	51-52-53
25	1108	Gary Earnest	59-60-61
26	1106	John Fairchild	64-65
27	1105	Terrell Lyday	00-01
28	1099	Mark Handy	74-75-76-77
29	1084	Mel Hutchins	48-49-50-51
30	1073	Randy Reid	93-94-95-96
31	1051	Scott Runia	77-78-79-80
32	1031	Bernie Fryer	71-72
33	1015	Dave Eastis	59-60-61
34	1009	Mark Bigelow	99-02-03

ARAUJO NAMED MOUNTAIN WEST PLAYER OF THE WEEK MONDAY

BYU junior center Rafael Araujo has been named Mountain West Conference Men's Basketball Player of the Week Monday. It is Araujo's first player of the week honor of his career. Araujo, from Sao Paulo, Brazil (Arizona Western), averaged 20.5 points and 12 rebounds in two games last week as BYU earned a 1-1 record. He shot 61.3 percent (19-of-31) from the field and averaged two steals per game. In the 84-72 loss at San Francisco last Monday, Araujo recorded his first Division I double-double with career-highs of 24 points and 17 rebounds in 28 minutes of action. He went 11-for-20 from the field (55 percent) and registered a career-high three steals. The 17 boards and 11 field goals are both currently tied for the second-highest output by an MWC player this year. Araujo led the Cougars in scoring for the second straight game with 17 points on 8-of-11 field goals and seven boards in the 93-60 win over Southern Utah.

BIGELOW REACHING, APPROACHING MILESTONES

Junior Mark Bigelow reached two milestones Saturday vs. Southern Utah. The 6-foot-7 swingman went 4-6 from behind the arc to move past Terrell Lyday into second place on BYU's career three-point list. With 130 career treys, Bigelow needs 11 more to catch BYU assistant coach Andy Toolson, who holds the top mark at 141. Bigelow leads BYU with 21 threes this year and has made a combined 41.5 percent (130-313) in his two-plus seasons. Bigelow also became the 34th Cougar and only ninth junior to score 1,000 points during his career. Bigelow scored 14 points in only 14 minutes vs. Southern Utah to bring his career total to 1,009 points. He needs seven points to move past Dave Eastis into 33rd place on BYU's scoring list and 22 points to surpass current NBA official Bernie Fryer for 32nd place.

BYU SETS THREE-POINT RECORD IN WIN OVER SOUTHERN UTAH

The Cougars set a new school record for three-pointers made in a game, going 14-24 (.583) vs. Southern Utah's match-up zone. Seven BYU players made a trey with six players' only field goals being triples.

COUGARS WIN PARADISE JAM TITLE

BYU started the season by winning the University of the Virgin Islands Paradise Jam title. Played in St. Thomas, the Paradise Jam featured six teams in a three-game format. BYU earned the title with wins over Toledo, Kansas State and St. Bonaventure. The Bonnies finished the second-year tournament 2-1 with a win over Virginia Tech, who also finished 2-1. Kansas State and Toledo went 1-2 and Michigan 0-3.

HANSEN, BIGELOW EARN PARADISE JAM AWARDS

Leading BYU to the University of the Virgin Islands Paradise Jam title, Travis Hansen and Mark Bigelow were named to the Paradise Jam All Tournament Team. Others selected to the team were Pervis Pasco of Kansas State, Nick Moore of Toledo, Terry Taylor of Virginia Tech and tournament MVP Marques Green of St. Bonaventure.

RECORD JAM DEFENSE

BYU set the Paradise Jam tournament record for fewest average points allowed by giving up only 59 points per game in its three tournament wins. The previous record was LaSalle's 62.7 points allowed over three tournament games last year. In the championship game, BYU held St. Bonaventure, who came into the title showdown having scored 91 and 89 points in its first two games, to 57 points and 28 percent shooting. BYU held Toledo to 34.6 percent shooting and 56 points and allowed only 40.4 percent shooting and 64 points by Kansas State. Combined, BYU's Paradise Jam opponents shot 33.9 percent from the floor, including 31.8 percent on threes.

PARADISE JAM ALSO OFFERED OFF COURT MEMORIES

During their week in the Virgin Islands, the Cougars were able to do more than just win three games to claim the Paradise Jam title. While the coaches and players weren't able to fully take advantage of the beautiful beaches and other opportunities available on St. Thomas, the team was able to go on a Catamaran Tour, that included snorkeling, the day before its first game. One of the highlights of the trip was on Sunday. With BYU not practicing or playing that day, the entire team and extended traveling party attended church services at the local branch of the Church of Jesus Christ of Latter-day Saints. The Cougar contingency helped boost the branch attendance from its usual 20-25 to 138. It was the largest group to ever attend church services in the branch. Later that evening, the entire team returned to participate in a church fireside. During the day, BYU coach Steve Cleveland, Travis Hansen, Mark Bigelow, Dan Howard, Terry Nashif and Ricky Bower all spoke and the entire team mingled and spent time with the local members. Many church members attended BYU's games during the week, giving the Cougars a nice fan base in the 3,000-seat Sports and Fitness Center. BYU, along with the other teams in the Paradise Jam, participated in the Paradise Jam Docksides Jamboree on the evening before the tournament began. The festival, located near the dock where cruise ships come to port, included local bands, steel drum bands, mocko jumbies, local food, arts, crafts and shopping. The players had opportunities to sign autographs and Coach Cleveland was able to talk about the team and university on a live radio program being broadcast remotely from the event.



MEDIA RELATIONS INFORMATION

Basketball Contact: Brett Pyne
 Office Phone: (801) 422-4912
 Cell Phone: (801) 367-1631
 Home Phone: (801) 796-6867
 E-Mail: brett_pyne@byu.edu
 Assoc. AD/Director: Duff Tittle
 Office Phone: (801) 422-8948
 Home Phone: (801) 227-0746
 Email: duff_tittle@byu.edu
 Media Relations Fax: (801) 422-0633
 Pressrow Phone: (801) 378-3675
 Mailing Address: 30 SFH, Provo, UT 84602-2239

UNIVERSITY INFO

Location: Provo, Utah (84602)
 Founded: Oct. 15, 1875
 Elevation: 4,553 feet
 Enrollment: 32,122 (daytime)
 Nickname: Cougars
 Mascot: Cosmo
 Colors: Dark Blue, White and Tan
 Arena (Capacity): Marriott Center (22,700)
 Affiliation: NCAA Division I
 Conference: Mountain West Conference
 President: Merrill J. Bateman (Utah, 1960)
 Men's Athletics Director: Q. Val Hale (BYU, 1981)
 Athletic Website: byucougars.com
 Tickets: 378-BYU1 or 1-800-322-BYU1

COACHING STAFF

Head Coach: Steve Cleveland
 Alma Mater (year): UC-Irvine (1976)
 Record at school (years): 94-71 (6th year)
 Career record (years): (same)
 Office phone for head coach: 801-378-3612
 Best time/day to reach coach: Call SID
 Basketball Office Fax: (801) 378-5965
 Assistant coaches (Alma Mater/year)
 Dave Rose (Houston, 1983)
 Andy Toolson (BYU, 1990)
 John Wardenburg (BYU, 1986)
 Director of Basketball Operations:
 Nate Call (BYU, 1993)

TEAM INFO

2001-2002 Overall Record: 18-12
 Conference record/finish: 7-7 (T-4th)
 2002 Postseason: (1-1)
 NIT second round - lost at Memphis
 2002 Final Ranking: N/A
 Starters Returning/Lost: 3/2
 Lettermen Returning/Lost: 8/7
 Redshirts Returning: 2
 Newcomers: 5

HISTORY – CELEBRATING 100 YEARS

First Year of Basketball: 1903
 Overall All-Time Record: 1436-924 (.608)
 Winning Seasons: 80 (last 2002)
 Conference Championships: 25 (last 2001)
 Postseason Appearances (record): 28 (23-29)
 Total NCAA Appearances (Record): 19 (11-22)
 Last NCAA Appearance: 2001
 Result: (0-1) Lost, NCAA First Round in San Diego vs. Cincinnati, 84-59
 Total NIT Appearances (Record): 9 (12-7)
 Last NIT Appearance: 2002
 Result: (1-1) Def. UC Irvine, 78-53
 Lost, at Memphis, 80-69

CELEBRATING 100 YEARS OF BASKETBALL

BYU is celebrating 100 years of basketball. Since the first season of BYU basketball in 1903, BYU entered this season having achieved a 1436-924 (.608) overall record with 21 different coaches at the helm. The combined efforts of these men have provided the Cougars with 80 winning seasons in 100 years. BYU has won 25 conference titles and made 28 postseason tournament appearances with 19 NCAA bids and nine NIT berths. The Cougars won the 1951 and 1966 NIT titles and advanced to the Elite Eight of the NCAA tournament in 1981, highlighted by Danny Ainge's length-of-the-court dash to defeat Notre Dame at the buzzer. Ainge was named the nation's top player as the John Wooden Award and Eastman Award winner. Twenty-three players have received All-America recognition while NBA teams have selected a Cougar 41 times in its annual draft. BYU has the nation's 11th longest rivalry, dating back to 1909, against the University of Utah. BYU and Utah have the 10th longest rivalry in terms of games played with 232 contests. Amazingly, the series is tied at 116-116. For more information on BYU's 100-year history, please consult the 2002-03 BYU media guide.

BYU AMONG TOP-40 ALL-TIME WINNINGEST BASKETBALL PROGRAMS

With its all-time record of 1436-924 (.608), BYU is the ranked 40th all-time among the winningest Division I program basketball programs. In terms of total wins, BYU is in the top 25. The Cougars have had 80 winning seasons in their 100-year basketball history.

COUGARS BOAST STRONG 2002-03 SCHEDULE

Seventeen games against teams who qualified for postseason play last year and spots in the University of The Virgin Islands Paradise Jam (U.S. Virgin Islands) and Touchstone Energy All-College Classic (Oklahoma City) highlight BYU's 2002-03 men's basketball schedule. BYU's non-conference schedule includes teams from 10 different conferences. Overall, 12 teams earned postseason bids last season, seven advancing to the NCAA tournament and five playing in the NIT. Six teams earned a conference regular season or league tournament title and 12 placed in the top three in their league standings. In all, the schedule includes a total of 29 regular season games and two exhibitions. The Cougars will play 14 regular season games in the Marriott Center, where BYU owns the nation's longest active home-court victory streak at 36 games. Excluding the MWC Tournament, BYU plays 15 road games, including 11 away contests and four neutral site games. The 2003 MWC Tournament takes place March 12-15 at the Thomas and Mack Center in Las Vegas. The Pac-10, Big 12, Atlantic 10, Big Sky, Big West, Mid-American, Mid-Continent, Missouri Valley, West Coast and Western Athletic are represented on the non-league schedule. Nine teams -- Arizona State, Creighton, San Diego, UC Santa Barbara, San Francisco, Utah State, Southern Utah, Weber State and Pepperdine -- were also on last year's nonconference schedule. BYU earned a 6-3 record in those games, losing at UCSB and dropping overtime games at both Utah State and Pepperdine.

"This year's preseason and conference schedule will be the toughest and most challenging we've encountered since my arrival at BYU. All of our games in the preseason will be against veteran teams, many with postseason experience, and eight of those games will be on the road. This is definitely the strongest and most competitive the Mountain West has been since its formation."

- BYU Coach Steve Cleveland

BYU OPPONENTS AT THIS POINT

Of the 22 teams BYU will face on its regular season schedule this year, 16 had a winning record after Monday's play while four had losing records and two were currently at .500.

BYU ON TELEVISION

The Cougars will be featured in 15 television broadcasts in 2002-03, including five times as part of the Mountain West Conference television package with ESPN. BYU will appear on ESPN2 vs. Oklahoma State in the Touchstone Energy All-College Classic in Oklahoma City on Jan. 4 and on ESPN "Big Monday" at Utah on Feb. 24. BYU appears three times on ESPN+Plus, hosting Utah Jan. 25 and New Mexico Feb. 1 before facing reigning MWC champion Wyoming in Laramie on Feb. 8. BYU will also be featured in nine SportsWest Production telecasts and on Fox Sports Net. The Mountain West Conference television agreement with ESPN will provide 32 national and regional television broadcasts on ABC, ESPN, ESPN2 and ESPN+Plus in 2002-03, including 14 appearances on ESPN, two on ESPN2, two on ABC and 12 on ESPN+Plus as the featured "Mountain West Conference Game of the Week". ESPN+Plus games in Utah are aired on KJZZ-TV, channel 14. An additional 20 MWC games are scheduled to be aired on SportsWest as point-to-point broadcasts by local affiliates, while local institutional packages will add a minimum of another 19 games in 2002-03. For the fourth consecutive season every game of the EAS Mountain West Conference Men's Basketball Championship will be televised by ESPN or ESPN+Plus.



KEVIN WOODBERRY / 6-0 • 170 • junior • point guard

CAPSULE: Kevin Woodberry is a true point guard and strong defender who helped Dixie State College (St. George, Utah) to a 34-3 record and the 2002 NJCAA National Championship ... A second-team All-Scenic West Athletic Conference selection, he led the Rebels in assists (3.6), steals (2.0), three-point field goals (73) and free throw percentage (.815).

2002-03: Kevin has started at the point in all 11 games ... After committing 19 turnovers with only 10 assists in his first seven games, he has dished out 16 assists while committing only 2 turnovers in the last four games ... He had 6 points and equaled a personal-best 6 assists vs. SUU with only 1 turnover ... He had his best game vs. Utah State with career bests of 12 points and 6 assists with no turnovers ... He also set or tied career marks in field goals made (3), three-point field goals made (3), field goal percentage (.600), free throws made (3) and attempted (6) and minutes played (32) vs. the Aggies ... Defensively, he held USU's Mark Brown, who entered the game with a 13.8 scoring average and had reached double figures in every game, to only two points and 1-8 shooting in 35 minutes ... Woodberry had 10 points and 3 assists with no turnovers at USF while hitting three treys in the second half during a BYU run ... He had 10 points and 3 steals vs. Rice ... He grabbed the key rebound and made his only free throw in five attempts to preserve a win at ASU ... He had a season-high 4 rebounds with 4 assists at ASU, playing in his hometown ... He scored 8 points with a BYU season-best 4 steals vs. San Diego.



CAREER HIGHS:

POINTS: 12 vs. Utah State
 FG MADE: 3 (four times)
 FG ATT: 13 vs. St. Bonaventure
 FG%: .667 (2-3) vs. SUU
 3FG MADE: 3 vs. Utah State, at San Francisco
 3FG ATT: 9 at San Francisco
 3FG%: .667 (2-3) vs. SUU
 FT MADE: 3 vs. San Diego, Utah State
 FT ATT: 6 vs. San Diego, Utah State
 FT %: 1.000 (2-2) vs. Rice, UCSB
 REB: 4 at Arizona State
 ASSISTS: 6 vs. Utah State, SUU
 STEALS: 4 vs. San Diego
 BLOCKS: 1 (four times)
 MINUTES: 32 vs. Utah State

Kevin Woodberry – 2002-03 Game-by-Game

Opponent	Date	GS	Min	TOTAL		3-PTS		FT			REBOUNDS			Avg	PF	FO	A	TO	Blk	Stl	Pts	Avg			
				FG	FGA	Pct	3FG	FGA	Pct	FT	FTA	Pct	Off										Def	Tot	
vs Toledo	11/22/02	*	29	2	7	.286	1	4	250	0	0	.000	1	2	3	3.0	1	2	0	2	5	5.0			
vs Kansas State	11/23/02	*	25	0	3	.000	0	3	.000	2	4	.500	0	0	0	1.5	3	0	3	0	2	3.5			
vs St. Bonaventure	11/25/02	*	29	3	13	.231	1	7	143	1	2	.500	0	1	1	1.3	2	0	2	3	8	5.0			
RICE	11/30/02	*	19	3	6	.500	2	2	1,000	2	2	1,000	0	2	2	1.5	1	0	2	1	3	6.3			
at Arizona State	12/04/02	*	31	1	5	.200	0	3	.000	1	5	.200	0	4	4	2.0	2	0	4	5	1	3			
at Creighton	12/07/02	*	15	1	3	.333	1	2	500	0	0	.000	0	0	0	1.7	1	0	0	3	0	1			
SAN DIEGO	12/11/02	*	31	2	4	.500	1	3	.333	3	6	.500	0	2	2	1.7	2	0	0	1	4	8			
UTAH STATE	12/14/02	*	32	3	5	.600	3	5	.600	3	6	.500	1	2	3	1.9	0	0	6	0	1	12			
UC SANTA BARBARA	12/21/02	*	22	0	5	.000	0	5	.000	2	2	1,000	0	1	1	1.8	1	0	1	1	0	2			
at Univ. of San Francisco	12/23/02	*	31	3	10	.300	3	9	.333	1	3	.333	0	2	2	1.8	2	0	3	0	0	10			
SOUTHERN UTAH UNIVERSITY	12/28/02	*	19	2	3	.667	2	3	.667	0	0	.000	0	2	2	1.8	2	0	6	1	0	1			
Totals			11	283	20	64	.313	14	46	.304	15	30	.500	2	18	20	1.8	17	0	26	21	5	15	69	6.3

Points/game: 6.3
 Rebounds/game: 1.8
 Assists/game: 2.4
 Turnovers/game: 1.9
 Assist/turnover ratio: 1.2
 Steals/game: 1.4
 Blocks/game: 0.5

TRAVIS HANSEN / 6-6 • 210 • senior • guard/forward

CAPSULE: Hansen is an MWC Player of the Year candidate entering his final season ... BYU's lone senior, he was the team's best player last year when he led the Cougars in scoring (15.6) and rebounding (6.2) ... He earned second-team All-MWC honors ... He is an extremely athletic and explosive player who can create his own shot or knock down the three ... His explosiveness was evidenced by game highs of 30 points and 17 rebounds last year ... He shot 42.2 percent from three-point range last season ... His first season with the Cougars in 2000-01 he played a supporting role (5.5 ppg, 3.0 rpg) primarily due to a broken foot he suffered after earning a starting assignment ... He played as a freshman at Utah Valley State College before an LDS Church mission.

2002-03: Hansen leads BYU in scoring (15.5) and assists (2.9) and is second in rebounding (4.8) ... He has had three of his top-six career assist games this season with four assists vs. Rice and a career-tying 5 assists vs. Toledo and UCSB ... He has scored in double figures 10 times this year and has led BYU in scoring six times ... He scored eight of BYU's final 12 points and assisted two of the other four points at ASU, going 8-11 from the floor and 7-8 from the line to score a season-high 23 points ... Taking only seven shots and two free throw attempts, he failed to score in double figures for the first time this year with 9 points vs. Rice, ending 11 straight double-digit games dating back to last season ... His one rebound at ASU (also 1 rebound vs. SUU) is the lowest single-game rebounding total since his sophomore season when he had no boards vs. New Mexico in the MWC tournament title win ... He tied a career-best 2 blocks vs. USD, matching the two blocks he had vs. the Toreros in San Diego last year ... He scored a team-high 19 vs. UCSB while equaling a career-best 10 free throws made ... He equaled a career high for threes made in a game when he connected three times from long range vs. SUU Saturday ... He shoots 46.8 percent on the year.



CAREER HIGHS:

POINTS: 30 at Pepperdine
 FG MADE: 10 at Utah St, Pepp.
 FG ATT: 19 at Pepperdine
 FG%: .857 (6-7) at Weber St.
 3FG MADE: 3 (three times) last vs. SUU
 3FG ATT: 6 vs. ASU
 3FG%: 1.000 (2-2) (three times) last vs. Kansas State
 FT MADE: 10 at Pepperdine (2002), vs UCSB
 FT ATT: 15 at San Diego (2002)
 FT %: 1.000 (10-10) at Pepp.
 REB: 17 at Pepperdine
 ASSISTS: 5 (four times)
 STEALS: 3 vs. UCI, at Memphis
 BLOCKS: 2 at & vs. U. San Diego
 MINUTES: 43 at CSU

Travis Hansen – 2002-03 Game-by-Game

Opponent	Date	GS	Min	TOTAL		3-PTS		FT			REBOUNDS			Avg	PF	FO	A	TO	Blk	Stl	Pts	Avg			
				FG	FGA	Pct	3FG	FGA	Pct	FT	FTA	Pct	Off										Def	Tot	
vs Toledo	11/22/02	*	32	7	12	.583	2	3	.667	6	6	1,000	4	4	8	8.0	3	0	5	2	0	22	22.0		
vs Kansas State	11/23/02	*	28	6	11	.545	2	2	1,000	5	8	.625	1	1	2	5.0	2	0	2	1	0	19	20.5		
vs St. Bonaventure	11/25/02	*	35	2	7	.286	0	2	.000	8	10	.800	6	6	12	7.3	1	0	1	8	1	12	17.7		
RICE	11/30/02	*	21	3	7	.429	1	1	1,000	2	2	1,000	2	2	4	6.5	2	0	4	1	1	9	15.5		
at Arizona State	12/04/02	*	30	8	11	.727	0	2	.000	7	8	.875	0	1	1	5.4	3	0	3	5	0	23	17.0		
at Creighton	12/07/02	*	27	4	6	.667	0	0	.000	3	4	.750	0	2	2	4.8	5	1	2	4	0	11	16.0		
SAN DIEGO	12/11/02	*	30	7	17	.412	0	4	.000	3	5	.600	3	4	7	5.1	2	0	3	4	2	17	16.1		
UTAH STATE	12/14/02	*	35	4	11	.364	2	4	.500	3	6	.500	1	3	4	5.0	3	0	1	2	1	13	15.8		
UC SANTA BARBARA	12/21/02	*	34	4	9	.444	1	3	.333	10	12	.833	2	5	7	5.2	4	0	5	3	0	19	16.1		
at Univ. of San Francisco	12/23/02	*	29	4	13	.308	0	2	.000	5	6	.833	2	3	5	5.2	5	1	2	2	0	23	15.8		
SOUTHERN UTAH UNIVERSITY	12/28/02	*	25	3	7	.429	3	5	.600	3	3	1,000	0	1	1	4.8	1	0	4	1	0	12	15.5		
Totals			11	326	52	111	.468	11	28	.393	55	70	.786	21	32	53	4.8	31	2	32	33	5	7	170	15.5

Points/game: 15.5
 Rebounds/game: 4.8
 Assists/game: 2.9
 Turnovers/game: 3.0
 Assist/turnover ratio: 1.0
 Steals/game: 0.6
 Blocks/game: 0.5



MARK BIGELOW / 6-7 • 195 • junior • forward/guard

CAPSULE: Bigelow is an all-conference candidate ... He was hampered last season by conditioning in first year back from a two-year mission layoff but showed signs of why he was BYU's best player prior to his mission ... He had 31 points vs. Arizona State and averaged 14.9 points, earning honorable mention All-MWC recognition in 2001-02 ... He was BYU's leading scorer (15.0) and rebounder (6.3) and WAC Pacific Division Freshman of the Year and All-WAC Second Team in 1998-99 before going on a mission to Ft. Lauderdale, Fla. ... A threat from long range, Bigelow led the Cougars last year in three-pointers made with 65 on 42.2 percent shooting and set the BYU record for consecutive games with a trey (22) ... He is an excellent shooter and extremely intelligent player ... A gifted offensive player with a great mid-range game ... He moves well without the ball.

2002-03: Bigelow has reached double digits in nine games and is the second-leading scorer (13.0) ... He has a team-leading 21 threes ... With his season-high-equaling four threes vs. SUU Saturday, he moved into second all-time at BYU with 130 career treys, passing Terrell Lyday (127), and needs 11 more to match record-holder and current BYU assist coach Andy Toolson (141) ... Before not attempting a three for the first game of his career at ASU, he had connected from long range in 11 straight games dating back to last season ... He made a season-high four triples at Creighton, scoring a season-high 21 points ... With BYU trailing 30-22, he made three consecutive treys to give BYU the lead at 31-30 ... He had a season-high eight rebounds and 5 assists vs. USD and shared game-high honors with 13 points vs. Utah State ... He made 10 straight points for BYU vs. USU, the second time he has scored 10 straight Cougar points this year (also at Creighton) ... He had his worst shooting night since going 0-4 vs. San Jose State during his freshman year with his 1-9 effort at USF ... He shoots 45.7 on threes and 45.5 on FG.



CAREER HIGHS:

POINTS: 33 at Washington St.
 FG MADE: 11 at Washington St.
 FG ATT: 20 at Wash. St., CSUN
 FG%: .800 (8-10) vs. UTEP
 3FG MADE: 5 vs. La Tech, SUU
 3FG ATT: 10 vs. CSUN
 3FG%: .750 (3-4) at Wash. St.
 FT MADE: 11 (twice)
 FT ATT: 11 (twice)
 FT %: 1.000 (11-11) (twice)
 REB: 14 (twice)
 ASSISTS: 6 (twice)
 STEALS: 9 vs. Arizona (BYU record)
 BLOCKS: 3 at UCSB, v. Creighton
 MINUTES: 42 vs. Arizona

Mark Bigelow – 2002-03 Game-by-Game

Opponent	Date	GS	Min	TOTAL		3-PTS		REBOUNDS		Pct	Off	Def	Tot	Avg	PF	FO	A	TO	Blk	Stl	Pts	Avg			
				FG	FGA	Pct	3FG	3FGA	Pct														FT	FTA	
vs Toledo	11/22/02	*	33	2	6	.333	1	1	1.000	7	10	.700	0	5	5	5.0	2	0	3	3	0	1	12	12.0	
vs Kansas State	11/23/02	*	35	6	12	.500	3	5	.600	3	4	.750	0	3	3	4.0	1	0	4	2	1	3	18	15.0	
vs St. Bonaventure	11/25/02	*	24	4	7	.571	1	3	.333	2	2	1.000	0	2	2	3.3	4	0	2	1	1	11	13.7		
RICE	11/30/02	*	22	7	10	.700	2	4	.500	3	4	.750	0	1	1	2.8	2	0	2	0	0	19	15.0		
at Arizona State	12-04-02	*	30	2	6	.333	0	0	.000	2	2	1.000	0	2	2	2.6	2	0	1	1	1	6	13.2		
at Creighton	12-07-02	*	38	7	16	.438	4	8	.500	3	4	.750	2	4	6	3.2	2	0	2	6	1	21	14.5		
SAN DIEGO	12/11/02	*	31	3	7	.429	1	2	.500	3	5	.600	3	5	8	3.9	2	0	5	2	0	10	13.9		
UTAH STATE	12/14/02	*	34	5	10	.500	2	6	.333	1	2	.500	0	4	4	3.9	0	0	2	1	0	13	13.8		
UC SANTA BARBARA	12/21/02	*	26	4	10	.400	3	7	.429	0	0	.000	0	3	3	3.8	4	0	0	2	1	0	11	13.4	
at Univ. of San Francisco	12/23/02	*	34	1	9	.111	0	4	.000	6	8	.750	2	2	4	3.8	4	0	2	2	0	1	8	12.9	
SOUTHERN UTAH UNIVERSITY	12/28/02	*	14	4	6	.667	4	6	.667	2	2	1.000	0	0	0	3.5	2	0	3	1	0	14	13.0		
Totals			11	321	45	99	.455	21	46	.457	32	43	.744	7	31	38	3.5	25	0	24	22	6	9	143	13.0

Points/game: 13.0
 Rebounds/game: 3.5
 Assists/game: 2.2
 Turnovers/game: 2.0
 Assist/turnover ratio: 1.1
 Steals/game: 0.8

JARED JENSEN / 6-9 • 250 • sophomore • forward/center

CAPSULE: Jensen enters his sophomore season as a viable all-conference candidate ... He came to BYU as the most prized high school recruit from the state of Utah (25.8 ppg, 13.0 rpg) and proved why earning MWC Co-Freshman of the Year honors ... He is a talented offensive player in the low-post who can also score with his jumper ... He finished first in the Mountain West Conference with a team-leading 59.1 field goal percentage last year and was fourth on the team in scoring and rebounding at 8.6 points per game and 3.5 rebounds per contest ... He had season highs of 20 points and 10 rebounds while starting in 25 games.

2002-03: Jensen is fourth on the team in scoring (9.5) and third in rebounding (3.8), having started in all but one game ... He didn't start vs. St. Bonaventure due to its guard-oriented pressing defense, but scored a team-high 15 minutes with 6 rebounds, including many key plays in the final minutes ... He returned to the starting lineup vs. Rice and had 18 points in 18 minutes on 6-for-6 shooting while grabbing 5 boards ... The last time a Cougar was perfect from the field with at least six attempts was Eric Nielsen on Feb. 24, 2001 at Utah when he also went 6-6 from the field ... He scored seven straight points to give BYUa 13-point lead as part of an 18-1 first-half run that blew open the game vs. Rice ... He had his fourth straight double-digit scoring game at ASU and got BYU going early with 10 first-half points ... Since four straight double figure scoring games, he has only reached double-digits once in the last six games and none of the last four ... He is shooting a team-leading 65.4 percent on the year but has taken four or less shots in each of the last four games ... After going 1-3 in the season-opener vs. Toledo, Jensen has shot 50 percent or better in each of the last 10 games, including a 17-22 (.773) in the Marriott Center this year where he is averaging 10.6 ppg ... He is shooting 80.4 percent on free throws on the year ... He was 5-5 from the line vs. Utah State.



CAREER HIGHS:

POINTS: 20 at Air Force (2002)
 FG MADE: 6 (5 times) last at ASU
 FG ATT: 10 vs. USF, at AFA
 FG%: 1.000 (6-6) vs. Rice
 3FG MADE: --
 3FG ATT: --
 3FG%: --
 FT MADE: 9 vs. SDSU
 FT ATT: 12 vs. SDSU
 FT %: 1.000 (8-8) vs. AFA, at CSU (2002)
 REB: 10 vs. Creighton, CSUN (2002)
 ASSISTS: 2 vs. Creighton (2002)
 STEALS: 2 vs. (four times)
 BLOCKS: 2 (four times)
 MINUTES: 32 at UCSB (2001-02), vs. UCSB 2002-03)

Jared Jensen – 2002-03 Game-by-Game

Opponent	Date	GS	Min	TOTAL		3-PTS		REBOUNDS		Pct	Off	Def	Tot	Avg	PF	FO	A	TO	Blk	Stl	Pts	Avg			
				FG	FGA	Pct	3FG	3FGA	Pct														FT	FTA	
vs Toledo	11/22/02	*	8	1	3	.333	0	0	.000	0	0	.000	0	1	1	1.0	5	1	0	0	0	2	2.0		
vs Kansas State	11/23/02	*	20	2	4	.500	0	0	.000	6	8	.750	0	5	5	3.0	4	0	0	0	1	0	10	6.0	
vs St. Bonaventure	11/25/02	*	21	4	7	.571	0	0	.000	7	8	.875	1	5	6	4.0	2	0	0	2	0	15	9.0		
RICE	11/30/02	*	18	6	6	1.000	0	0	.000	6	8	.750	1	4	5	4.3	1	0	0	1	0	1	18	11.3	
at Arizona State	12-04-02	*	28	6	9	.667	0	0	.000	0	0	.000	1	5	6	4.6	4	0	1	3	0	1	12	11.4	
at Creighton	12-07-02	*	29	3	5	.600	0	0	.000	3	3	1.000	1	2	3	4.3	1	0	0	0	1	0	9	11.0	
SAN DIEGO	12/11/02	*	29	5	8	.625	0	0	.000	1	2	.500	1	3	4	4.3	1	0	1	1	1	1	11	11.0	
UTAH STATE	12/14/02	*	22	1	2	.500	0	0	.000	5	5	1.000	1	2	3	4.1	4	0	1	1	0	0	7	10.5	
UC SANTA BARBARA	12/21/02	*	32	3	4	.750	0	0	.000	3	4	.750	2	3	5	4.2	3	0	0	1	2	0	9	10.3	
at Univ. of San Francisco	12/23/02	*	19	1	2	.500	0	0	.000	2	4	.500	2	0	2	4.0	5	1	0	2	0	0	4	9.7	
SOUTHERN UTAH UNIVERSITY	12/28/02	*	22	2	2	1.000	0	0	.000	4	4	1.000	0	2	2	3.8	3	0	0	1	0	1	8	9.5	
Totals			10	248	34	52	.654	0	0	.000	37	46	.804	10	32	42	3.8	33	2	3	13	5	4	105	9.5


Points/game: 9.5
 Rebounds/game: 3.8
 Assists/game: 0.3
 Turnovers/game: 1.2
 Assist/turnover ratio: 0.2
 Steals/game: 0.4
 Blocks/game: 0.5



RAFAEL ARAUJO / 6-11 • 265 • junior • center

CAPSULE: One of the top-10 junior college players in the country last year, Rafael Araujo earned second-team NJCAA All-America honors in 2001-02 at Arizona Western College ... He averaged 17.9 points and 10.7 rebounds ... He is a strong athlete with great leaping ability ... He runs the floor well and has range on the perimeter ... He played on the Brazilian National Team at the World Basketball Championships in Indianapolis.

2002-03: After a slow start in his first game, BYU's big center has shown continual improvement ... In his second game he had nine points vs. Kansas State and then 10 boards vs. St. Bonaventure ... He had 11 boards, 9 points, 3 blocks and 3 assists at ASU, 12 rebounds at Creighton and 11 points on 5-7 shooting vs. San Diego ... He was named MWCPlayer of the Week Monday after recorded his first Division I double-double with career highs of 24 points and 17 rebounds at USF, also equaling a career-best 3 steals, and then recorded game highs of 17 points and 7 rebounds on 8-11 shooting vs SUU ... He could have had an even better week had he not suffered his two worst free throw games of the year, going 3-10 from the line ... He has had double-digit rebounds in four games and leads BYU with 8.2 rpg, second among all MWC players ... He has reached double-digit points in four of the last five games ... He played a season-high 31 minutes vs. Utah State, where he went 4-7 taking a variety of shots, inside and on the perimeter ... After playing only three minutes in the first half vs. San Diego because of foul trouble, he logged 15 second-half minutes and scored all 11 of his points and grabbed four boards while holding USD's leading scorer, 6-10, 280-pound center Jason Keep, to nearly 11 points below his average ... He is shooting 21-31 (.677) in five home games.



CAREER HIGHS:

POINTS: 24 at San Francisco
 FG MADE: 11 at San Francisco
 FG ATT: 20 at San Francisco
 FG%: .800 (4-5) vs. Kansas State
 3FG MADE: --
 3FG ATT: 2 vs. Utah State
 3FG%: .000 (0-1) at Creighton
 FT MADE: 5 at Arizona State
 FT ATT: 7 at San Francisco
 FT %: 1.000 (4-4) vs. UCSB
 REB: 17 at San Francisco
 ASSISTS: 3 vs. Rice, at ASU
 STEALS: 3 vs. Rice, at USF
 BLOCKS: 3 at Arizona State
 MINUTES: 31 vs. Utah State

Rafael Araujo – 2002-03 Game-by-Game

Opponent	Date	GS	Min	TOTAL		3-PTS		Pct	FT	FTA	REBOUNDS			Avg	PF	FO	A	TO	Blk	Stl	Pts	Avg			
				FG	FGA	FG	FGA				Off	Def	Tot												
vs Toledo	11/22/02	*	10	0	5	0	0	.000	1	2	.500	2	3	5	5.0	5	1	0	4	1	0	1	1.0		
vs Kansas State	11/23/02	*	18	4	5	800	0	0	.000	1	2	.500	0	4	4.5	5	1	0	3	0	1	9	5.0		
vs St. Bonaventure	11/25/02	*	18	3	5	600	0	0	.000	1	1	1.000	3	7	10	6.3	4	0	1	0	2	0	7	5.7	
RICE	11/30/02	*	25	3	4	750	0	0	.000	0	0	.000	1	7	8	6.8	4	0	3	3	0	3	6	5.8	
at Arizona State	12-04-02	*	27	2	6	333	0	0	.000	5	6	.833	2	9	11	7.6	4	0	3	3	1	9	6.4		
at Creighton	12-07-02	*	28	2	4	500	0	1	.000	2	2	1.000	3	9	12	8.3	4	0	1	5	1	1	6	6.3	
SAN DIEGO	12/11/02	*	18	5	7	714	0	0	.000	1	2	.500	2	4	7.7	4	0	2	3	0	2	11	7.0		
UTAH STATE	12/14/02	*	31	4	7	571	0	2	.000	2	2	1.000	1	6	7	7.6	4	0	2	2	1	0	10	7.4	
UC SANTA BARBARA	12/21/02	*	18	1	2	500	0	0	.000	4	4	1.000	0	5	5	7.3	4	0	0	3	0	0	6	7.2	
at Univ. of San Francisco	12/23/02	*	28	11	20	550	0	0	.000	2	7	.286	8	9	17	8.3	3	0	0	5	1	3	24	8.9	
SOUTHERN UTAH UNIVERSITY	12/28/02	*	24	8	11	727	0	0	.000	1	3	.333	3	4	7	8.2	1	0	0	3	0	1	17	9.6	
Totals			11	245	43	76	.566	0	3	.000	20	31	.645	25	65	90	8.2	42	2	12	34	9	12	106	9.6

Points/game: 9.6
 Rebounds/game: 8.2
 Assists/game: 1.1
 Turnovers/game: 3.1
 Assist/turnover ratio: 0.4
 Steals/game: 1.1
 Blocks/game: 0.8

RICKY BOWER / 6-4 • 185 • junior • combo guard

CAPSULE: Bower should play a key role at the point and shooting guard positions in 2002-03 ... He is a transfer from the University of Wisconsin who sat out last season as a redshirt because of NCAA transfer rules ... He is an excellent three-point shooter with good point guard skills ... He shot 44 percent from three-point range and 81 percent from the line at Wisconsin ... He has nice size when playing the point and has good leadership skills.

2002-03: Slowed by preseason injuries that limited his practice time, Bower has played primarily at the shooting guard position until seeing some extended point guard minutes in the second half at Creighton ... He played a key role in his only start vs. St. Bonaventure, helping handle the Bonnies pressure defense ... He has been the primary reserve on the perimeter ... He is shooting 89.7 percent from the line ... He made 13 consecutive free throws dating back to the St. Bonaventure game before missing the second of four attempts vs. SUU ... He went 6-6 from the line late vs. Utah State to keep the Cougars on top ... He equaled season highs with five rebounds, four assists and two threes vs. SUU, scoring nine points in 22 minutes ... His trey with 1:49 left vs. SUU was BYU's 14th of the game, a new school record ... He hit a big shot in the corner at ASU during a BYU run ... He started in the second half at Creighton, where he scored 9 points and dished out a season-high 4 assists ... He took 8 shots at Creighton after having only taken 10 shots over the first five games ... He did not attempt a shot while playing a season-low 13 minutes vs. San Diego ... He scored 8 points in the same 13 minutes vs. Utah State ... He scored 9 points with 4 assists vs. UCSB, starting the second half ... He is 7-14 from the floor, 3-9 on threes and 12-13 from the line in BYU's five home games.



CAREER HIGHS:

POINTS: 10 vs. Toledo
 FG MADE: 4 at Creighton
 FG ATT: 8 at Creighton
 FG%: .667 (2-3) vs. Toledo
 3FG MADE: 2 vs. Toledo, SUU
 3FG ATT: 4 vs. SUU
 3FG%: 1.000 (2-2) v. Toledo
 FT MADE: 7 vs. Kansas State
 FT ATT: 8 vs. Kansas State
 FT %: 1.000 (6-6) vs. Utah State
 REB: 5 vs. St. Bonaventure, SUU
 ASSISTS: 4 (three times) last v. SUU
 STEALS: 2 (three times) last at USF
 BLOCKS: 1 vs. UCSB
 MINUTES: 31 vs. St. Bonaventure

Ricky Bower – 2002-03 Game-by-Game

Opponent	Date	GS	Min	TOTAL		3-PTS		Pct	FT	FTA	REBOUNDS			Avg	PF	FO	A	TO	Blk	Stl	Pts	Avg			
				FG	FGA	FG	FGA				Off	Def	Tot												
vs Toledo	11/22/02		23	2	3	667	2	2	1.000	4	4	1.000	1	2	3	3.0	2	0	1	2	0	0	10	10.0	
vs Kansas State	11/23/02		19	0	0	.000	0	0	.000	7	8	.875	0	4	4	3.5	1	0	2	2	0	1	7	8.5	
vs St. Bonaventure	11/25/02	*	31	1	2	500	1	1	1.000	1	2	.500	0	5	5	4.0	2	0	1	1	0	0	4	7.0	
RICE	11/30/02		17	3	333	0	1	1	1.000	0	0	0	0	0	0	3.0	2	0	0	1	0	0	3	6.0	
at Arizona State	12-04-02		16	1	2	500	0	1	.000	0	0	.000	0	0	0	2.4	3	0	2	1	0	2	5.2		
at Creighton	12-07-02		29	4	8	500	1	3	.333	0	0	.000	0	1	1	2.2	2	0	4	2	0	2	9	5.8	
SAN DIEGO	12/11/02		13	0	0	.000	0	0	.000	0	0	.000	0	0	0	1.9	3	0	0	0	0	0	0	5.0	
UTAH STATE	12/14/02		13	1	2	500	0	1	.000	6	6	1.000	0	0	0	1.6	0	0	1	2	0	1	8	5.4	
UC SANTA BARBARA	12/21/02		26	3	5	600	1	3	.333	2	2	1.000	0	1	1	1.6	0	0	4	1	1	1	9	5.8	
at Univ. of San Francisco	12/23/02		27	1	5	200	0	2	.000	2	2	1.000	1	2	3	1.7	2	0	3	0	0	2	4	5.6	
SOUTHERN UTAH UNIVERSITY	12/28/02		22	2	4	500	2	4	.500	3	4	.750	0	5	5	2.0	3	0	4	1	0	1	9	5.9	
Totals			1	236	16	34	.471	7	18	.389	26	29	.897	2	20	22	2.0	20	0	22	13	1	10	65	5.9


Points/game: 5.9
 Rebounds/game: 2.0
 Assists/game: 2.0
 Turnovers/game: 1.2
 Assist/turnover ratio: 1.7
 Steals/game: 0.9
 Blocks/game: 0.1



TERRY NASHIF / 5-10 • 165 • sophomore • point guard

CAPSULE: Nashif appeared in 21 of 30 games last year as a freshman, averaging 2.9 minutes at the point as a reserve behind senior starter Matt Montague ... A smart player and good distributor of the ball, he has a nice shot from three-point range ... He averaged 0.5 points, 0.4 rebounds and 0.5 assists per game last year while playing one minute or less in nine of his 21 appearances ... He served a mission for the Church of Jesus Christ of Latter-day Saints after his senior year in 1999 at Evergreen High School in Vancouver, Wash.

2002-03: Reserve point guard Terry Nashif played more minutes in each of the first four games this year than he did in any game last season when he played a season high of 10 minutes twice ... He played a career-best 23 minutes vs. St. Bonaventure and had a key steal and bucket to help BYU claim the Paradise Jam title ... He also had a steal for a layup on the other end against Rice ... He had a career night vs. Rice, setting personal bests with 10 points, five rebounds and five assists and two steals in 19 minutes ... He has sparked the Cougars in each of the last two home games ... He played 17 minutes vs. UCSB, scoring 9 points on a career-best 3-4 shooting while adding 3 assists and 2 rebounds ... He had 6 points and tied career highs with 2 steals and 5 assists on some crowd-pleasing passes in 17 minutes vs. SUU ... He has scored in all six games he has logging at least 10 minutes but has not scored in any game in which he has put in less than 10 minutes on the floor.



Terry Nashif – 2002-03 Game-by-Game

Opponent	Date	GS	Min	TOTAL		3-PTS		Pct	FT	FTA	Pct	REBOUNDS			Avg	PF	FO	A	TO	Blk	Stl	Pts	Avg		
				FG	FGA	FG	FGA					Off	Def	Tot											
vs Toledo	11/22/02	11	1	2	.500	1	1	1.000	0	0	.000	1	2	3	3.0	0	0	1	0	2	3	3.0			
vs Kansas State	11/23/02	12	1	2	.500	1	2	.500	0	0	.000	0	0	0	1.5	0	0	0	0	0	3	3.0			
vs St. Bonaventure	11/25/02	23	1	4	.250	0	1	.000	0	0	.000	0	1	1	1.3	4	0	2	1	0	2	2.7			
RICE	11/30/02	19	2	4	.500	0	1	.000	6	6	1.000	0	5	5	2.3	1	0	5	1	0	2	10	4.5		
at Arizona State	12-04-02	9	0	2	.000	0	0	.000	0	0	.000	0	2	2	2.2	1	0	0	2	0	1	0	3.6		
at Creighton	12-07-02	9	0	2	.000	0	2	.000	0	0	.000	0	2	2	2.2	3	0	0	1	0	0	0	3.0		
SAN DIEGO	12/11/02	9	0	1	.000	0	0	.000	0	0	.000	1	0	1	2.0	0	0	1	1	0	0	0	2.6		
UTAH STATE	12/14/02	3	0	1	.000	0	1	.000	0	0	.000	0	1	1	1.9	0	0	0	0	0	0	0	2.3		
UC SANTA BARBARA	12/21/02	17	3	4	.750	1	2	.500	2	3	.667	0	2	2	1.9	1	0	3	1	0	1	9	3.0		
at Univ. of San Francisco	12/23/02	5	0	0	.000	0	0	.000	0	0	.000	0	1	1	1.8	2	0	0	0	0	0	0	2.7		
SOUTHERN UTAH UNIVERSITY	12/28/02	17	2	4	.500	1	2	.500	1	2	.500	0	0	0	1.6	1	0	5	0	1	2	6	3.0		
Totals			0	134	10	26	.385	4	12	.333	9	11	.818	2	16	18	1.6	13	0	17	7	1	10	33	3.0

Points/game: 3.0
Rebounds/game: 1.6
Assists/game: 1.5
Turnovers/game: 0.6
Assist/turnover ratio: 2.4
Steals/game: 0.9
Blocks/game: 0.1

CAREER HIGHS:
POINTS: 10 vs. Rice
FG MADE: 3 vs. UCSB
FG ATT: 4 (four times) last v. SUU
FG%: .750 (3-4) vs. UCSB
3FG MADE: 1 (four times) last v. SUU
3FG ATT: 2 (four times) last v. SUU
3FG%: 1.000 (1-1) vs. Toledo
FT MADE: 6 vs. Rice
FT ATT: 6 vs. CSUN (2002), Rice
FT %: 1.000 (6-6) vs. Rice
REB: 5 vs. Rice
ASSISTS: 5 vs. Rice, SUU
STEALS: 2 (four times) last vs. SUU
BLOCKS: 1 vs. SUU
MINUTES: 23 vs. St. Bonaventure

LUIZ LEMES / 6-3 • 180 • junior • guard

CAPSULE: A combo guard and outstanding outside shooter, Lemes enters his junior year at BYU in 2002-03 with three years to play two after transferring from Eastern Oklahoma State College in Wilburton, Okla. ... He earned first-team NJCAA All-Region 2 honors last season at EOSC ... He led the Mountaineers to back-to-back Region 2 Tournament runner-up finishes with records of 23-8 and 25-7 ... Played point guard as a freshman before being moved to the wing because of his great shooting ability ... He made 66 threes last season from the wing.

2002-03: Lemes played 18 minutes with 3 points vs. Southern Utah after not appearing in a game for the first time this year at San Francisco ... He has seen limited action except against Rice and Southern Utah ... He didn't take a shot in BYU's first three games before playing 20 minutes in the home-opening win over Rice, scoring his first points as a Cougar with 7 points on 3-4 shooting ... He sparked BYU's decisive first-half run vs. Rice when he stole a Rice pass and went the length of the court for a lay-up for his first bucket ... On the next offensive possession, he connected on his first three-point attempt of the year giving the Cougars a 23-17 lead ... At Creighton, he had one assist and hit his only attempt, a trey, to start a 12-3 Cougar run that included four three-pointers, three by Mark Bigelow, to help BYU regain the lead at 31-30 in the first half ... He is 3-6 on threes this year.



Luiz Lemes – 2002-03 Game-by-Game

Opponent	Date	GS	Min	TOTAL		3-PTS		Pct	FT	FTA	Pct	REBOUNDS			Avg	PF	FO	A	TO	Blk	Stl	Pts	Avg		
				FG	FGA	FG	FGA					Off	Def	Tot											
vs Toledo	11/22/02	6	0	0	.000	0	0	.000	0	0	.000	0	1	1	1.0	0	0	0	0	0	0	0	0.0		
vs Kansas State	11/23/02	3	0	0	.000	0	0	.000	0	0	.000	0	1	1	1.0	0	0	1	0	0	0	0	0.0		
vs St. Bonaventure	11/25/02	2	0	0	.000	0	0	.000	0	0	.000	0	0	0	0.7	1	0	0	1	0	0	0	0.0		
RICE	11/30/02	20	3	4	.750	1	2	.500	0	2	.000	0	2	2	1.0	0	0	2	1	0	1	7	1.8		
at Arizona State	12-04-02	4	0	0	.000	0	0	.000	0	0	.000	0	0	0	0.8	0	0	0	0	0	0	0	1.4		
at Creighton	12-07-02	7	1	1	1.000	1	1	1.000	0	0	.000	0	1	1	0.8	0	0	1	1	0	0	3	1.7		
SAN DIEGO	12/11/02	7	0	2	.000	0	0	.000	0	0	.000	0	0	0	0.7	0	0	1	0	0	1	0	1.4		
UTAH STATE	12/14/02	5	0	0	.000	0	0	.000	0	0	.000	0	1	1	0.8	1	0	0	0	0	0	0	1.3		
UC SANTA BARBARA	12/21/02	3	0	1	.000	0	0	.000	0	0	.000	0	1	1	0.8	0	0	0	0	0	0	0	1.1		
SOUTHERN UTAH UNIVERSITY	12/28/02	18	1	4	.250	1	3	.333	0	0	.000	0	1	1	0.8	0	0	1	1	0	0	3	1.3		
Totals			0	75	5	12	.417	3	6	.500	0	2	.000	0	8	8	0.8	2	0	6	4	0	2	13	1.3

Points/game: 1.3
Rebounds/game: 0.8
Assists/game: 0.6
Turnovers/game: 0.4
Assist/turnover ratio: 1.5
Steals/game: 0.2

CAREER HIGHS:
POINTS: 7 vs. Rice
FG MADE: 3 vs. Rice
FG ATT: 4 vs. Rice
FG%: .750 vs. Rice
3FG MADE: 1 vs. Rice, SUU
3FG ATT: 3 vs. SUU
3FG%: .500 (1-2) vs. Rice
FT MADE: --
FT ATT: 2 vs. Rice
FT %: .000 (0-2) vs. Rice
REB: 2 vs. Rice
ASSISTS: 2 vs. Rice
STEALS: 1 vs. Rice
BLOCKS: --
MINUTES: 20 vs. Rice



JOHN ALLEN / 6-7 • 215 • sophomore • forward

CAPSULE: Returns from two-year mission in El Salvador ... He is a good shooter who can play on the perimeter and has a nice feel inside ... He played in 18 games as a freshman at BYU in 1999-2000, averaging 1.9 points and 1.2 rebounds ... He gained more playing time as the season progressed ... He made 65 threes as team MVP at Mayde Creek High School in Houston.

2002-03: Played a career-high 23 minutes in BYU's season-opening win over Toledo ... He has played more than his previous high of 14 minutes (vs. Notre Dame in 2000 NITquarterfinals) in six games this year ... He scored in each of the first five games, including a season-high 8 points at ASU, before going scoreless on 0-1 shooting at Creighton ... He has scored in three of the last six games ... He is 6-9 on threes and has hit timely threes for BYU this year ... He hit a big three after coming in once Travis Hansen was ejected with BYU trailing vs. Kansas State ... He hit his and BYU's only three at ASU, going 3-4 from the floor ... He went 1-5 on the night but hit a three at the end of the first half vs. San Diego that gave BYU momentum, bringing the Cougars to within two points at the break ... He committed three fouls in a season-low two minutes vs. Utah State ... He tied a season-high 8 points with a career-best 2 assists vs. SUU in 12 minutes ... He also set career highs in free throws made and attempted going 5-5 vs. SUU ... He is a perfect 10-10 from the free throw line this year.



John Allen – 2002-03 Game-by-Game

Opponent	Date	GS	Min	TOTAL			3-PTS			REBOUNDS			Avg	PF	FO	A	TO	Blk	Stl	Pts	Avg				
				FG	FGA	Pct	3FG	3FGA	Pct	FT	FTA	Pct										Off	Def	Tot	
vs Toledo	11/22/02	23	24	500	1	2	.500	0	0	.000	0	1	1	1.0	4	0	1	0	0	0	5	5.0			
vs Kansas State	11/23/02	7	2	2	1	1	1.000	1	1	1.000	0	0	0	1.0	3	0	0	0	0	0	5	5.0			
vs St. Bonaventure	11/25/02	14	1	3	333	1	1	1.000	2	2	1.000	1	3	4	20	2	0	0	0	0	5	5.0			
RICE	11/30/02	17	0	2	000	0	1	.000	2	2	1.000	1	2	3	23	4	0	1	2	0	2	4.3			
at Arizona State	12-04-02	19	3	4	750	1	1	1.000	1	1	1.000	0	3	3	24	2	0	1	0	0	8	5.0			
at Creighton	12-07-02	8	0	1	000	0	0	.000	0	0	.000	0	1	1	22	2	0	0	1	0	0	4.2			
SAN DIEGO	12/11/02	6	1	5	200	1	2	.500	0	0	.000	1	1	2	21	0	0	0	0	0	3	4.0			
UTAH STATE	12/14/02	2	0	0	000	0	0	.000	0	0	.000	0	0	0	19	3	0	0	0	0	0	3.5			
UC SANTA BARBARA	12/21/02	9	2	2	1000	0	0	.000	0	0	.000	0	1	1	18	1	0	1	0	0	4	3.6			
at Univ. of San Francisco	12/23/02	10	0	1	000	0	0	.000	0	0	.000	0	0	0	16	0	0	0	1	0	1	3.2			
SOUTHERN UTAH UNIVERSITY	12/28/02	12	1	2	.500	1	1	1.000	5	5	1.000	0	1	1	15	4	0	2	1	0	0	8	3.6		
Totals			0	127	12	26	.462	6	9	.667	10	10	1.000	3	14	17	1.5	25	0	6	5	0	1	40	3.6


Points/game: 3.6
Rebounds/game: 1.5
Assists/game: 0.5
Turnovers/game: 0.5
Assist/turnover ratio: 1.2
Steals/game: 0.1

CAREER HIGHS:
POINTS: 10 at Notre Dame (3-22-00)
FG MADE: 4 at Notre Dame (3-22-00)
FG ATT: 5 at Notre Dame (3-22-00); vs. San Diego (12-11-02)
FG%: .800 (4-5) at Notre Dame (3-22-00)
3FG MADE: 2 at Notre Dame (3-22-00)
3FG ATT: 3 at Notre Dame (3-22-00)
3FG%: .667 (2-3) at Notre Dame (3-22-00)
FT MADE: 5 vs. SUU
FT ATT: 5 vs. SUU
FT %: 1.000 (5-5) vs. SUU
REB: 4 vs. St. Bonaventure
ASSISTS: 2 vs. SUU
STEALS: 1 at Fla. Intl. (12-23-99), at USF
BLOCKS: 1 vs. So. Illinois (3-20-00)
MINUTES: 23 vs. Toledo

BART JEPSEN / 6-9 • 235 • junior • forward

CAPSULE: Jepsen was a key reserve who was one of seven players to appear in all 30 games last year ... The redshirt junior has valuable experience and excellent athletic ability ... He is a solid rebounder and defender who runs the floor extremely well for a big man ... He averaged 0.9 points and 1.4 rebounds in 7.8 minutes per game last year and 1.2 points and 2.1 rebounds in 11.9 minutes as a freshman in Steve Cleveland's first season in 1997-98 while playing in 27 of 30 games, including nine starts.

2002-03: Jepsen has played in eight games this year ... He scored 5 points and had 3 rebounds and 1 steal in 7 minutes vs. SUU after not seeing action in the two prior games ... He missed his first game since his freshman season vs. St. Bonaventure due to the Bonnies guard-oriented pressing defense the entire game ... He had played in 32 straight games since not playing vs. Tulsa as a freshman in the 1998 WAC Tournament in Las Vegas ... He played a season-high 12 minutes vs. Rice, going a career-best 3-3 and tying his career high with 7 points ... He made the second three-pointer of his career and his first since his freshmen season in 1997-98 when he connected on his only attempt vs. Rice ... He took only one three-pointer last year and is 1-2 this year after a miss vs. San Diego ... He is 2-12 on threes for his career ... Against Creighton he came in and hit a jumper when Jared Jensen was forced out of the game momentarily to have an injury attended to ... He is shooting 50 percent from the floor on 12 attempts ... He went to the line for the first time this year vs. SUU Saturday, going 1-2.



Bart Jepsen – 2002-03 Game-by-Game

Opponent	Date	GS	Min	TOTAL			3-PTS			REBOUNDS			Avg	PF	FO	A	TO	Blk	Stl	Pts	Avg				
				FG	FGA	Pct	3FG	3FGA	Pct	FT	FTA	Pct										Off	Def	Tot	
vs Toledo	11/22/02	4	0	1	000	0	0	.000	0	0	.000	0	0	0	0.0	0	0	0	0	0	0	0.0			
vs Kansas State	11/23/02	3	0	0	000	0	0	.000	0	0	.000	0	0	0	0.0	1	0	0	1	0	0	0.0			
RICE	11/30/02	12	3	3	1000	1	1	1.000	0	0	.000	1	2	0.7	1	0	0	1	0	1	7	2.3			
at Arizona State	12-04-02	2	0	0	000	0	0	.000	0	0	.000	0	0	0	0.0	0	0	0	0	0	0	1.8			
at Creighton	12-07-02	3	1	3	333	0	0	.000	0	0	.000	0	1	1	0.6	0	0	0	0	0	2	1.8			
SAN DIEGO	12/11/02	8	0	1	000	0	1	.000	0	0	.000	1	0	1	0.7	1	0	0	1	0	0	1.5			
UTAH STATE	12/14/02	1	0	0	000	0	0	.000	0	0	.000	0	0	0	0.6	1	0	0	0	0	0	1.3			
SOUTHERN UTAH UNIVERSITY	12/28/02	7	2	4	.500	0	0	.000	1	2	.500	1	2	0.3	2	0	0	0	0	1	5	1.8			
Totals			0	40	6	12	.500	1	2	.500	1	2	.500	3	4	7	0.9	6	0	0	3	0	2	14	1.8

Points/game: 1.8
Rebounds/game: 0.9
Turnovers/game: 0.4
Steals/game: 0.3

CAREER HIGHS:
POINTS: 7 at UNLV (98), v. SDSU (2002), vs. Rice
FG MADE: 3 at UNLV (98), v. SDSU (02), v. Rice
FG ATT: 8 at UNLV
FG%: 1.000 (3-3) vs. Rice
3FG MADE: 1 at UNLV vs. Rice
3FG ATT: 4 at UNLV (98)
3FG%: 1.000 (1-1) vs. Rice
FT MADE: 4 vs. Air Force (98)
FT ATT: 4 vs. Air Force (98)
FT %: 1.000 (4-4) v. Air Force(98)
REB: 9 vs. Washington
ASSISTS: 2 (twice)
STEALS: 2 (twice)
BLOCKS: 3 vs. UTEP (98)
MINUTES: 35 at Tulsa (98)



JAKE SHOFF / 6-9 • 265 • junior • forward/center

CAPSULE: Shoff is a transfer from Weber State University (Ogden, Utah) who sat out last season as a redshirt because of NCAA transfer rules ... A strong physical player inside, he was third in the nation in average rebounds per minute played in 2000-01 at Weber State ... Despite not being allowed to play last year, he was able to contribute to the team's success as an effective post presence in practices and as a scout team player.

2002-03: Shoff did not practice or play for the better part of the practice season due to back problems ... He was the only Cougar to not play vs. Rice and also missed the season-opener vs. Toledo ... He saw his first action vs. Kansas State and was active, pulling down four rebounds in his 13 minutes ... He has played in nine games, seeing more action in the last five games ... He played two minutes at ASU but contributed with 2 rebounds, one on the offensive end, and had 1 point ... With Rafael Araujo in first-half foul trouble against San Diego, Shoff scoring 4 points with 1 rebound and 1 steal in 9 minutes while playing a key defensive role helping keep USD center Jason Keep, USD's leading scorer boasting a huge 6-10, 280-pound frame, to nearly 11 points below his average ... He logged a season-high 17 minutes vs. Utah State and contributed 3 points, 3 rebounds, 2 assists and 1 steal ... He was one of BYU most effective player at San Francisco, scoring 9 points with 3 rebounds in 9 minutes while going 2-3 from the floor and a perfect 5-5 from the line ... He is shooting 50 percent from the floor and 77.8 percent from the line.



CAREER HIGHS:

POINTS: 9 at San Francisco
 FG MADE: 2 vs. San Diego, at USF
 FG ATT: 3 (three times) last at USF
 FG%: .667 (2-3) vs. USD, at USF
 3FG MADE: --
 3FG ATT: --
 3FG%: --
 FT MADE: 5 at San Francisco
 FT ATT: 5 at San Francisco
 FT %: 1.000 (5-5) at San Francisco
 REB: 4 vs. Kansas State
 ASSISTS: 2 vs. Utah State
 STEALS: 1 (three times) last at USF
 BLOCKS: --
 MINUTES: 17 vs. Utah State

Jake Shoff – 2002-03 Game-by-Game

Opponent	Date	GS	Min	TOTAL		Pct	3-PTS		Pct	FT	FTA	Pct	REBOUNDS			Avg	PF	FO	A	TO	Blk	Stl	Pts	Avg	
				FG	FGA		3FG	FGA					Off	Def	Tot										
vs Kansas State	11/23/02	13	0	2	.000	0	0	.000	0	0	.000	2	2	4	4.0	1	0	0	0	0	0	0	0	0.0	
vs St. Bonaventure	11/25/02	2	1	2	.500	0	0	.000	0	0	.000	1	0	1	2.5	0	0	0	0	0	0	0	2	1.0	
at Arizona State	12/04/02	2	0	0	.000	0	0	.000	1	2	.500	1	1	2	2.3	0	0	1	0	0	0	1	1.0		
at Creighton	12/07/02	1	0	0	.000	0	0	.000	0	0	.000	0	0	0	1.8	0	0	0	0	0	0	0	0.8		
SAN DIEGO	12/11/02	9	2	3	.667	0	0	.000	0	0	.000	1	0	1	1.6	1	0	0	1	0	1	4	1.4		
UTAH STATE	12/14/02	17	1	3	.333	0	0	.000	1	2	.500	1	2	3	1.8	2	0	2	2	0	1	3	1.7		
UC SANTA BARBARA	12/21/02	7	0	0	.000	0	0	.000	0	0	.000	0	1	1	1.7	3	0	0	1	0	0	0	1.4		
at Univ. of San Francisco	12/23/02	10	2	3	.667	0	0	.000	5	5	1.000	2	1	3	1.9	4	0	0	0	0	1	9	2.4		
SOUTHERN UTAH UNIVERSITY	12/28/02	11	1	1	1.000	0	0	.000	0	0	.000	0	3	3	2.0	2	0	0	0	0	0	2	2.3		
Totals			0	72	7	14	.500	0	0	.000	7	9	.778	8	10	18	2.0	13	0	3	4	0	3	21	2.3

Points/game: 2.3
 Rebounds/game: 2.0
 Assists/game: 0.3
 Turnovers/game: 0.4
 Assist/turnover ratio: 0.8
 Steals/game: 0.3

DAN HOWARD / 7-0 • 225 • junior • center

CAPSULE: Howard played a key role in the second half of the season in 2001-02 ... He appeared in 21 games, including four starts, averaging 1.8 points and 2.2 rebounds in 9.5 minutes per game last year after playing in 14 games as a freshman in limited action ... The tallest player on the roster, he plays with energy and has been a valuable defensive and rebounding presence ... He has a nice touch for a big man, shooting 21-33 (.636) from the floor in his first two seasons, including 13-22 (.591) last year when he shared top field goal percentage honors with Jared Jensen ... Last year was his first real extended playing time since playing for Davis High School in 1996.

2002-03: Howard played a key role vs. Toledo in the season-opener, coming off the bench to give BYU a solid post effort with a career-high 11 points while starters Jared Jensen and Rafael Araujo were in foul trouble or ineffective ... Howard set or equaled career bests in six different categories vs. Toledo (points, field goals, field goals attempted, free throws, free throws attempted and assists) ... He had a career-best 3 blocks in the second game vs. Kansas State ... He has played double-digit minutes only once since the first two games of the year, when he went 2-4 vs. Rice, including a dunk, to score 4 points in 10 minutes ... He played two minutes at ASU with 2 rebounds, one on the offensive glass ... After scoring 2 points with 3 rebounds in 9 minutes vs SUU, he has scored in three games (Toledo, Rice, SUU) this year and grabbed a rebound in four contests (Toledo, Kansas State, Arizona State, SUU).



CAREER HIGHS:

POINTS: 11 vs. Toledo
 FG: 4 vs. Toledo
 FGA: 6 vs. Toledo
 FG%: 1.000 (3-3) v. UCR (99-00), at SDSU
 3FG MADE: --
 3FG ATT: --
 3FG%: ---
 FT MADE: 3 vs. Toledo
 FT ATT: 5 vs. Toledo
 FT %: 1.000 (2-2) (three times)
 REB: 7 at SDSU (2002)
 ASSISTS: 1 at CSU (2002), vs. Kansas State
 STEALS: 1 (five times)
 BLOCKS: 3 vs. Kansas State
 MINUTES: 22 at CSU, vUCI (2002)

Dan Howard – 2002-03 Game-by-Game

Opponent	Date	GS	Min	TOTAL		Pct	3-PTS		Pct	FT	FTA	Pct	REBOUNDS			Avg	PF	FO	A	TO	Blk	Stl	Pts	Avg	
				FG	FGA		3FG	FGA					Off	Def	Tot										
vs Toledo	11/22/02	21	4	6	.667	0	0	.000	3	5	.600	0	2	2	2.0	3	0	0	2	0	1	11	11.0		
vs Kansas State	11/23/02	17	0	3	.000	0	0	.000	0	0	.000	1	1	2	2.0	4	0	1	1	3	0	0	5.5		
vs St. Bonaventure	11/25/02	1	0	0	.000	0	0	.000	0	0	.000	0	0	0	1.3	1	0	0	1	0	0	0	3.7		
RICE	11/30/02	10	2	4	.500	0	0	.000	0	0	.000	0	0	0	1.0	1	0	0	1	1	0	4	3.8		
at Arizona State	12/04/02	2	0	0	.000	0	0	.000	0	0	.000	1	1	2	1.2	1	0	0	1	0	0	0	3.0		
at Creighton	12/07/02	6	0	1	.000	0	0	.000	0	0	.000	0	0	0	1.0	1	0	0	1	0	1	0	2.5		
SAN DIEGO	12/11/02	9	0	0	.000	0	0	.000	0	0	.000	0	0	0	0.9	1	0	0	0	0	0	0	2.1		
UTAH STATE	12/14/02	5	0	1	.000	0	0	.000	0	0	.000	0	0	0	0.8	1	0	0	0	0	0	0	1.9		
UC SANTA BARBARA	12/21/02	6	0	0	.000	0	0	.000	0	0	.000	0	0	0	0.7	0	0	0	0	0	0	0	1.7		
at Univ. of San Francisco	12/23/02	7	0	0	.000	0	0	.000	0	0	.000	0	0	0	0.6	1	0	0	0	0	0	0	1.5		
SOUTHERN UTAH UNIVERSITY	12/28/02	9	1	2	.500	0	0	.000	1	4	.250	0	2	2	0.7	1	0	0	0	0	0	3	1.6		
Totals			0	93	7	17	.412	0	0	.000	4	9	.444	2	6	8	0.7	15	0	2	5	5	1	18	1.6

Points/game: 1.6
 Rebounds/game: 0.7
 Assists/game: 0.2
 Turnovers/game: 0.5
 Assist/turnover ratio: 0.4
 Steals/game: 0.1
 Blocks/game: 0.5



MARK ROBERTS / 6-3 • 205 • sophomore • guard

CAPSULE: Returns from a two-year mission in Argentina ... He could redshirt while getting back in playing condition after missionary service ... He is an athletic player who has one of the best vertical leaps on the team ... He excited fans as a freshman with his slashing dunks ... He is a good defender on the perimeter ... He played in 21 games as a freshman with one start, while playing a limited 4.3 minutes per game ... He was Utah 4A Player of the Year out of Provo's Timpview High School.

2002-03: He had his knee scoped in October ... Roberts is planning to redshirt this season.

**CAREERHIGHS:**

POINTS: 6 at CSU (2-24-00)
 FG MADE: 2 (twice) last vs. So. Illinois (3-20-00)
 FG ATT: 3 vs. UNLV (3-11-00)
 FG%: 1.000 (2-2) twice – last vs. So. Illinois (3-20-00)
 3FG MADE: --
 3FG ATT: 1 (twice) last at UNLV (3-11-00)
 3FG%: --
 FT MADE: 3 vs. Bowling Green (3-15-00)
 FT ATT: 4 (twice) last vs. Bowling Green (3-15-00)
 FT %: .750 (3-4) vs. Bowling Green (3-15-00)
 REB: 2 vs. CSU (1-22-00)
 ASSISTS: 2 at Wyoming (2-26-00)
 STEALS: 1 (twice) last vs. So. Illinois (3-20-00)
 BLOCKS: 1 vs. South Carolina St (12-18-99)
 MINUTES: 11 at UNLV (3-11-00)

AUSTIN AINGE / 6-1 • 175 • freshman • point guard

CAPSULE: Ainge returned from a two-year mission for the Church of Jesus Christ of Latter-day Saints in August A smart player and good leader, he is an outstanding three-point shooter with a crafty Jeff Hornacek-like runner in the lane ... He is a point guard who has a total understanding of the game and the unique ability to distribute the ball to teammates when they are ready to score ... He is the son of former BYU and NBA great and former Phoenix Suns coach Danny Ainge ... he prepped at Highland High Schol in Gilbert, Ariz., prior to serving his mission.

2002-03: Ainge will redshirt this year ... He broke his thumb the day before the team departed for the Paradise Jam ... He had surgery in Phoenix and will be out another couple weeks.

**JERMAINE ODJEGBA / 6-6 • 210 • junior • guard/forward**

CAPSULE: Jermaine Odjegba is a true freshman who prepped at Palm Beach Gardens High School in 2001-02 ... A 6-foot-5 shooting guard, he averaged 18 points, 8 rebounds and 5 assists while earning first-team all-conference and honorable mention all-state honors.

2002-03: Odjegba will redshirt this year.



Steve Cleveland is in his sixth year at the helm of the Cougars. In his five seasons at BYU, Cleveland has proven to be a first-rate recruiter, an excellent coach and player developer, and above all, a winner.

Last year Cleveland guiding BYU to its third postseason tournament appearance in the last three years, advancing to the second round of the NIT before losing at eventual champion Memphis. In 2001, Cleveland guided BYU to its first NCAA tournament bid since 1995, its first conference regular season title since 1993 and its first conference tournament championship since 1992. While rebuilding a program that finished 1-25 before his arrival, he has posted records of 9-21, 12-16, 22-11, 24-9 and 18-12. Last year's team earned a victory over No. 13 Stanford and advanced to the NIT despite having lost four starters, six of its top seven players and 75 percent of its point production from the year before.

The 1999-2000 and 2000-2001 seasons both rank among of the school's best years ever in terms of wins. In fact, since BYU's first season in 1903, only five BYU teams have ever recorded more wins than the 24-9 team in 2000-01 and only seven have improved upon the 22-11 record in 1999-2000.

Cleveland has brought the magic of the Marriott Center back in Provo. The Cougars enter the 2002-03 season with the nation's longest home victory streak at 36 games, including back-to-back unbeaten seasons of 15-0 and 16-0. Cleveland's teams have traditionally been prepared to play their best at the end of the season. Last year BYU earned its third straight postseason tournament bid, winning in the first round of the NIT before losing at eventual NIT champion Memphis. In 2000-01, BYU won five straight games on the road to secure a share of the MWC regular season title and earn the automatic NCAA bid by claiming the MWC Tournament in Las Vegas. The Cougars won six of their last eight games the prior season, including two MWC tournament wins and two NIT victories. In Cleveland's

first year, BYU completed a rare sweep of New Mexico and UTEP on the road to earn a WAC tournament berth. The road sweep of New Mexico and UTEP was the first for BYU since 1990-91 and the 83-62 upset of No.15-ranked New Mexico in the Pit ended the Lobos' 41-

game home winning streak. In Cleveland's second season the Cougars had a blowout win over UTEP before a 90-74 conference tournament upset victory over TCU to achieve BYU's first conference tournament win since 1994.

Cleveland's teams have advanced to the finals of the MWC tournament in two of the three seasons the event has been played, winning the title in 2001.

As a recruiter, Cleveland has made a similar impact on BYU's program. Cleveland's recruits have proven they are not only committed to Cleveland's vision but also are the kind of players to help make that vision a reality in Provo. Cleveland and his staff have been able to attract top talent from Utah and beyond.

Cleveland has a string of top conference newcomers. Six players have earned conference newcomer honors in Cleveland's five years as the Cougar coach, including four who have been singled out as either the conference newcomer or freshman of the year.

- Jared Jensen (2001-2002 MWC Co-Freshman of the Year)
- Trent Whiting (2000-2001 MWC Newcomer Team, 2nd Team All-MWC)
- Terrell Lyday (1999-2000 MWC Newcomer of the Year, All-Tournament Team)
- Mark Bigelow (1998-99 WAC Freshman of the Year, Newcomer Team, 2nd Team All-WAC)
- Mekeli Wesley (1997-98 WAC Newcomer Team)
- Ron Selleaze (1997-98 WAC Newcomer of the Year, Newcomer Team, 2nd Team All-WAC)


In October 2001, Cleveland signed a multi-year contract extension with BYU. Before taking the helm with the Cougars on March 11, 1997, Cleveland compiled a 157-77 record at Fresno City College in Fresno, Calif. Cleveland was named coach of the year two times while at FCC and led the Rams to post-season playoffs in each of his seven seasons in Fresno. Cleveland coached 10 years at Fresno's Clovis West High School, compiling a 180-70 record.

PLAYING CAREER

Cleveland played college basketball at UC Irvine and was the Anteaters' MVP and leading scorer his senior season in 1975-76. Prior to attending UC Irvine, Cleveland was Fresno City College's Most Outstanding Player in 1973-74. Cleveland received a B.A. degree in social science from UC Irvine in 1976, and received a Master's in education administration from Fresno Pacific in 1979.

PERSONAL

Cleveland, 50, was born in the Los Angeles area and spent most of his life in Fresno, Calif. He served a full-time mission for the Church of Jesus Christ of Latter-day Saints to England from 1971-73. Cleveland was the first head basketball or football coach at BYU to have served a church mission. Cleveland and his wife Kip have three children: sons Casey (24) and Skyler (21) and daughter Katie (12).



CLEVELAND'S BYU LEDGER

BRIGHAM YOUNG UNIVERSITY

Year	W	L	Pct.	Conf.	Conf. Tourney	NCAA/NIT
2002-2003	9	2	.818	-	-	-
2001-2002	18	12	.600	7-7 (T-4th MWC)	0-1	1-1 NIT
2000-2001	24	9	.727	10-4 (T-1st)	3-0	0-1 NCAA
1999-2000	22	11	.667	7-7 (sixth MWC)	2-1	2-1 NIT
1998-1999	12	16	.429	6-8 (fifth WAC)	1-1	
1997-1998	9	21	.300	4-10 (sixth WAC)	0-1	
Totals	94	71	.570	34-36 (.486)	6-4 (.600)	3-3 (.500)



Individual Game Box Scores

2002-03 BYU Men's Basketball

BYU vs. Toledo @ Paradise Jam - Game #1

11/22/02 8:55 p.m. AST at St. Thomas, U.S. Virgin Islands

Box score for Game #1 showing player stats (pts, fgs, fga, etc.) and team totals for Toledo.

Summary statistics for Game #1 including TotalFG%, 3-Pt. FG%, and F Throw % for both teams.

HOME TEAM: BYU 1-0

Box score for Game #1 showing player stats (pts, fgs, fga, etc.) and team totals for BYU.

Summary statistics for Game #1 including TotalFG%, 3-Pt. FG%, and F Throw % for both teams.

Officials: (R) Karl Hess, (U) Tony Greene, Pat Adams
Technical fouls: Toledo-TEAM, BYU-None.
Attendance: 2153
Score by Periods: 1st 2nd Total

2002 Paradise Jam Basketball Tournament, presented by Basketball Travelers.
Points in the paint-TOL22, BY20. Points off turnovers-TOL10, BY17.

BYU vs. Kansas St. @ Paradise Jam - Game #2

11/23/02 6:15 p.m. AST at St. Thomas, U.S. Virgin Islands

Box score for Game #2 showing player stats (pts, fgs, fga, etc.) and team totals for Toledo.

Summary statistics for Game #2 including TotalFG%, 3-Pt. FG%, and F Throw % for both teams.

HOME TEAM: Kansas State 0-1

Box score for Game #2 showing player stats (pts, fgs, fga, etc.) and team totals for BYU.

Summary statistics for Game #2 including TotalFG%, 3-Pt. FG%, and F Throw % for both teams.

Officials: (R) Mike Wood (U) Manny Upton, Keith Maxwell
Technical fouls: BYU-HANSEN, Travis, Kansas State-None.
Attendance: 1323
Score by Periods: 1st 2nd Total

2002 Paradise Jam Basketball Tournament, Presented by Basketball Travelers
BYU - #2 Travis Hansen ejected at 8:48 in the second half.
Points in the paint-BY16, KANS20. Points off turnovers-BY9, KANS15.

BYU vs. St. Bonaventure @ Paradise Jam - Game #3

11/25/02 8:15 p.m. AST at St. Thomas, U.S. Virgin Islands

Box score for Game #3 showing player stats (pts, fgs, fga, etc.) and team totals for Toledo.

Summary statistics for Game #3 including TotalFG%, 3-Pt. FG%, and F Throw % for both teams.

HOME TEAM: BYU 3-0

Box score for Game #3 showing player stats (pts, fgs, fga, etc.) and team totals for BYU.

Summary statistics for Game #3 including TotalFG%, 3-Pt. FG%, and F Throw % for both teams.

Officials: (R) Karl Hess, (U) Tony Greene, Pat Adams
Technical fouls: St. Bonaventure-None, BYU-None.
Attendance: 2473
Score by Periods: 1st 2nd Total

Points in the paint-STBON 16, BY32. Points off turnovers-STBON 14, BY14.
2nd chance points-STBON 15, BY15. Fast break points-STBON 2, BY4.

BYU vs. Rice - Game #4

11/30/02 7:05 pm at Marriott Center, Provo, UT

Box score for Game #4 showing player stats (pts, fgs, fga, etc.) and team totals for Toledo.

Summary statistics for Game #4 including TotalFG%, 3-Pt. FG%, and F Throw % for both teams.

HOME TEAM: BRIGHAM YOUNG Cougars 4-0

Box score for Game #4 showing player stats (pts, fgs, fga, etc.) and team totals for BYU.

Summary statistics for Game #4 including TotalFG%, 3-Pt. FG%, and F Throw % for both teams.

Officials: Bill Gracey, Bobby McRoy, Kelly Self
Technical fouls: RICE-None, BRIGHAM YOUNG Cougars-None.
Attendance: 1323
Score by Periods: 1st 2nd Total

Points in the paint-RICE 8, BY26. Points off turnovers-RICE 10, BY30.
2nd chance points-RICE 13, BY8. Fast break points-RICE 0, BY0.

BYU @ Arizona State - Game #5

12-04-02 7 p.m. MST at Ned Wuk Court/ Wells Fargo Arena

Box score for Game #5 showing player stats (pts, fgs, fga, etc.) and team totals for Toledo.

Summary statistics for Game #5 including TotalFG%, 3-Pt. FG%, and F Throw % for both teams.

HOME TEAM: Arizona State 4-2

Box score for Game #5 showing player stats (pts, fgs, fga, etc.) and team totals for BYU.

Summary statistics for Game #5 including TotalFG%, 3-Pt. FG%, and F Throw % for both teams.

Officials: Dave Libbey, Michael Eggers, Brian Harrison
Technical fouls: Brigham Young-None, Arizona State-None.
Attendance: 7105
Score by Periods: 1st 2nd Total

Points in the paint-BY10, ASU 18. Points off turnovers-BY13, ASU 16.
2nd chance points-BY8, ASU 11. Fast break points-BY0, ASU 0.

BYU @ Creighton - Game #6

12-07-02 2:05 pm at Omaha, Nebraska (Omaha Civic Auditorium)

Box score for Game #6 showing player stats (pts, fgs, fga, etc.) and team totals for Toledo.

Summary statistics for Game #6 including TotalFG%, 3-Pt. FG%, and F Throw % for both teams.

HOME TEAM: Creighton 6-0

Box score for Game #6 showing player stats (pts, fgs, fga, etc.) and team totals for BYU.

Summary statistics for Game #6 including TotalFG%, 3-Pt. FG%, and F Throw % for both teams.

Officials: Bob Staffen, Randy McCall, Mark McMullen
Technical fouls: BYU Cougars-None, Creighton-None.
Attendance: 8529
Score by Periods: 1st 2nd Total

Fouled out: #2 Travis Hansen (31.1)
Points in the paint-BY28, CU 32. Points off turnovers-BY4, CU 25.
2nd chance points-BY9, CU 6. Fast break points-BY6, CU 8.



2002-03 BYU MEN'S BASKETBALL
BYU Cougars Combined Team Statistics (as of Dec 28, 2002)
All games

RECORD:	OVERALL	HOME	AWAY	NEUTRAL
ALL GAMES	(9-2)	(5-0)	(1-2)	(3-0)
CONFERENCE	(0-0)	(0-0)	(0-0)	(0-0)
NON-CONFERENCE	(9-2)	(5-0)	(1-2)	(3-0)

##	Player	GP-GS	Min--Avg	---TOTAL---		---3-PTS---		FT-FTA	Pct	---REBOUNDS---				PF	FO	A	TO	Blk	Stl	Pts	Avg	
				FG-FGA	Pct	3FG-FGA	Pct			Off	Def	Tot	Avg									
02	HANSEN, Travis.....	11-11	326 29.6	52-111	.468	11-28	.393	55-70	.786	21	32	53	4.8	31	2	32	33	5	7	170	15.5	
03	BIGELOW, Mark.....	11-11	321 29.2	45-99	.455	21-46	.457	32-43	.744	7	31	38	3.5	25	0	24	22	6	9	143	13.0	
55	ARAUJO, Rafael.....	11-11	245 22.3	43-76	.566	0-3	.000	20-31	.645	25	65	90	8.2	42	2	12	34	9	12	106	9.6	
52	JENSEN, Jared.....	11-10	248 22.5	34-52	.654	0-0	.000	37-46	.804	10	32	42	3.8	33	2	3	13	5	4	105	9.5	
24	WOODBERRY, Kevin...	11-11	283 25.7	20-64	.313	14-46	.304	15-30	.500	2	18	20	1.8	17	0	26	21	5	15	69	6.3	
14	BOWER, Ricky.....	11-1	236 21.5	16-34	.471	7-18	.389	26-29	.897	2	20	22	2.0	20	0	22	13	1	10	65	5.9	
15	ALLEN, John.....	11-0	127 11.5	12-26	.462	6-9	.667	10-10	1.000	3	14	17	1.5	25	0	6	5	0	1	40	3.6	
10	NASHIF, Terry.....	11-0	134 12.2	10-26	.385	4-12	.333	9-11	.818	2	16	18	1.6	13	0	17	7	1	10	33	3.0	
05	SHOFF, Jake.....	9-0	72 8.0	7-14	.500	0-0	.000	7-9	.778	8	10	18	2.0	13	0	3	4	0	3	21	2.3	
32	JEPSSEN, Bart.....	8-0	40 5.0	6-12	.500	1-2	.500	1-2	.500	3	4	7	0.9	6	0	0	3	0	2	14	1.8	
40	HOWARD, Dan.....	11-0	93 8.5	7-17	.412	0-0	.000	4-9	.444	2	6	8	0.7	15	0	2	5	5	1	18	1.6	
04	LEMES, Luiz.....	10-0	75 7.5	5-12	.417	3-6	.500	0-2	.000	0	8	8	0.8	2	0	6	4	0	2	13	1.3	
TEAM.....											18	25	43	3.9	1			2				
Total.....		11	2200	257-543	.473	67-170	.394	216-292	.740	103	281	384	34.9	243	6	153	166	37	76	797	72.5	
Opponents.....		11	2200	230-595	.387	44-169	.260	168-248	.677	130	226	356	32.4	244	-	104	178	31	64	672	61.1	

TEAM STATISTICS	BY	OPP	DATE	OPPONENT	W/L	SCORE	ATTEND
SCORING.....	797	672	11/22/02	vs Toledo	W	71-56	2153
Points per game.....	72.5	61.1	11/23/02	vs Kansas State	W	73-64	-
Scoring margin.....	+11.4	-	11/25/02	vs St. Bonaventure	W	66-57	2473
FIELD GOALS-ATT.....	257-543	230-595	11/30/02	RICE	W	95-56	13323
Field goal pct.....	.473	.387	12-04-02	at Arizona State	W	64-60	7105
3 POINT FG-ATT.....	67-170	44-169	12-07-02	at Creighton	L	64-74	8529
3-point FG pct.....	.394	.260	12/11/02	SAN DIEGO	W	64-49	11608
3-pt FG made per game..	6.1	4.0	12/14/02	UTAH STATE UNIVERSITY	W	66-56	14734
FREE THROWS-ATT.....	216-292	168-248	12/21/02	UC SANTA BARBARA	W	69-56	12259
Free throw pct.....	.740	.677	12/23/02	at Univ. of San Francisco	L	72-84	3979
REBOUNDS.....	384	356	12/28/02	SOUTHERN UTAH UNIVERSITY	W	93-60	12924
Rebounds per game.....	34.9	32.4					
Rebounding margin.....	+2.5	-					
ASSISTS.....	153	104					
Assists per game.....	13.9	9.5					
TURNOVERS.....	166	178					
Turnovers per game.....	15.1	16.2					
Turnover margin.....	+1.1	-					
Assist/turnover ratio..	0.9	0.6					
STEALS.....	76	64					
Steals per game.....	6.9	5.8					
BLOCKS.....	37	31					
Blocks per game.....	3.4	2.8					
WINNING STREAK.....	1	-					
Home win streak.....	5	-					
ATTENDANCE.....	64848	24239					
Home games-Avg/Game...	5-12970	3-6538					
Neutral site-Avg/Game..	-	3-1542					

SCORE BY PERIODS:	1st	2nd	Total
BYU Cougars.....	367	430	797
Opponents.....	349	323	672

2002-03 BYU MEN'S BASKETBALL
 BYU Cougars Category Leaders (as of Dec 28, 2002)
 All games

FG PERCENTAGE	FG	ATT	Pct
JENSEN, Jared.....	34	52	.654
ARAUJO, Rafael.....	43	76	.566
JEPSEN, Bart.....	6	12	.500
SHOFF, Jake.....	7	14	.500
BOWER, Ricky.....	16	34	.471
HANSEN, Travis.....	52	111	.468
ALLEN, John.....	12	26	.462
BIGELOW, Mark.....	45	99	.455
LEMES, Luiz.....	5	12	.417
HOWARD, Dan.....	7	17	.412
NASHIF, Terry.....	10	26	.385
WOODBERRY, Kevin....	20	64	.313

3-POINT PERCENTAGE	3FG	ATT	Pct
ALLEN, John.....	6	9	.667
JEPSEN, Bart.....	1	2	.500
LEMES, Luiz.....	3	6	.500
BIGELOW, Mark.....	21	46	.457
HANSEN, Travis.....	11	28	.393
BOWER, Ricky.....	7	18	.389
NASHIF, Terry.....	4	12	.333
WOODBERRY, Kevin....	14	46	.304
ARAUJO, Rafael.....	0	3	.000

FT PERCENTAGE	FT	ATT	Pct
ALLEN, John.....	10	10	1.000
BOWER, Ricky.....	26	29	.897
NASHIF, Terry.....	9	11	.818
JENSEN, Jared.....	37	46	.804
HANSEN, Travis.....	55	70	.786
SHOFF, Jake.....	7	9	.778
BIGELOW, Mark.....	32	43	.744
ARAUJO, Rafael.....	20	31	.645
JEPSEN, Bart.....	1	2	.500
WOODBERRY, Kevin....	15	30	.500
HOWARD, Dan.....	4	9	.444
LEMES, Luiz.....	0	2	.000

POINTS	G	Pts	Pts/G
HANSEN, Travis.....	11	170	15.5
BIGELOW, Mark.....	11	143	13.0
ARAUJO, Rafael.....	11	106	9.6
JENSEN, Jared.....	11	105	9.5
WOODBERRY, Kevin....	11	69	6.3
BOWER, Ricky.....	11	65	5.9
ALLEN, John.....	11	40	3.6
NASHIF, Terry.....	11	33	3.0
SHOFF, Jake.....	9	21	2.3
HOWARD, Dan.....	11	18	1.6
JEPSEN, Bart.....	8	14	1.8
LEMES, Luiz.....	10	13	1.3

FIELD GOAL ATTEMPTS	G	Att	Att/G
HANSEN, Travis.....	11	111	10.1
BIGELOW, Mark.....	11	99	9.0
ARAUJO, Rafael.....	11	76	6.9
WOODBERRY, Kevin....	11	64	5.8
JENSEN, Jared.....	11	52	4.7

FIELD GOALS MADE	G	Made	Made/G
HANSEN, Travis.....	11	52	4.7
BIGELOW, Mark.....	11	45	4.1
ARAUJO, Rafael.....	11	43	3.9
JENSEN, Jared.....	11	34	3.1
WOODBERRY, Kevin....	11	20	1.8

3-POINT FG ATTEMPTS	G	Att	Att/G
WOODBERRY, Kevin....	11	46	4.2
BIGELOW, Mark.....	11	46	4.2
HANSEN, Travis.....	11	28	2.5
BOWER, Ricky.....	11	18	1.6
NASHIF, Terry.....	11	12	1.1

3-POINT FGS MADE	G	Made	Made/G
BIGELOW, Mark.....	11	21	1.9
WOODBERRY, Kevin....	11	14	1.3
HANSEN, Travis.....	11	11	1.0
BOWER, Ricky.....	11	7	0.6
ALLEN, John.....	11	6	0.5

FREE THROW ATTEMPTS	G	Att	Att/G
HANSEN, Travis.....	11	70	6.4
JENSEN, Jared.....	11	46	4.2
BIGELOW, Mark.....	11	43	3.9
ARAUJO, Rafael.....	11	31	2.8
WOODBERRY, Kevin....	11	30	2.7

FREE THROWS MADE	G	Made	Made/G
HANSEN, Travis.....	11	55	5.0
BIGELOW, Mark.....	11	32	2.9
ARAUJO, Rafael.....	11	20	1.8
JENSEN, Jared.....	11	37	3.4
WOODBERRY, Kevin....	11	15	1.4
BOWER, Ricky.....	11	26	2.4

POINTS AVERAGE	G	Pts	Avg/G
HANSEN, Travis.....	11	170	15.5
BIGELOW, Mark.....	11	143	13.0
ARAUJO, Rafael.....	11	106	9.6
JENSEN, Jared.....	11	105	9.5
WOODBERRY, Kevin....	11	69	6.3
BOWER, Ricky.....	11	65	5.9
ALLEN, John.....	11	40	3.6
NASHIF, Terry.....	11	33	3.0
SHOFF, Jake.....	9	21	2.3
JEPSEN, Bart.....	8	14	1.8
HOWARD, Dan.....	11	18	1.6
LEMES, Luiz.....	10	13	1.3

2002-03 BYU MEN'S BASKETBALL
 BYU Cougars Category Leaders (as of Dec 28, 2002)
 All games

REBOUNDS	G	Reb	Reb/G
ARAUJO, Rafael.....	11	90	8.2
HANSEN, Travis.....	11	53	4.8
JENSEN, Jared.....	11	42	3.8
BIGELOW, Mark.....	11	38	3.5
BOWER, Ricky.....	11	22	2.0

REBOUND AVERAGE	G	Reb	Avg/G
ARAUJO, Rafael.....	11	90	8.2
HANSEN, Travis.....	11	53	4.8
JENSEN, Jared.....	11	42	3.8
BIGELOW, Mark.....	11	38	3.5
SHOFF, Jake.....	9	18	2.0
BOWER, Ricky.....	11	22	2.0

OFFENSIVE REBOUNDS	G	No.	Avg/G
ARAUJO, Rafael.....	11	25	2.3
HANSEN, Travis.....	11	21	1.9
JENSEN, Jared.....	11	10	0.9
SHOFF, Jake.....	9	8	0.9
BIGELOW, Mark.....	11	7	0.6

DEFENSIVE REBOUNDS	G	No.	Avg/G
ARAUJO, Rafael.....	11	65	5.9
HANSEN, Travis.....	11	32	2.9
JENSEN, Jared.....	11	32	2.9
BIGELOW, Mark.....	11	31	2.8
BOWER, Ricky.....	11	20	1.8

FOULS	G	No.	Per/G
ARAUJO, Rafael.....	11	42	3.8
JENSEN, Jared.....	11	33	3.0
HANSEN, Travis.....	11	31	2.8
ALLEN, John.....	11	25	2.3
BIGELOW, Mark.....	11	25	2.3

FOULOUTS	G	No.
JENSEN, Jared.....	11	2
ARAUJO, Rafael.....	11	2
HANSEN, Travis.....	11	2

ASSISTS	G	No.	A/G
HANSEN, Travis.....	11	32	2.9
WOODBERRY, Kevin....	11	26	2.4
BIGELOW, Mark.....	11	24	2.2
BOWER, Ricky.....	11	22	2.0
NASHIF, Terry.....	11	17	1.5

STEALS	G	No.	S/G
WOODBERRY, Kevin....	11	15	1.4
ARAUJO, Rafael.....	11	12	1.1
BOWER, Ricky.....	11	10	0.9
NASHIF, Terry.....	11	10	0.9
BIGELOW, Mark.....	11	9	0.8

BLOCKED SHOTS	G	No.	Blk/G
ARAUJO, Rafael.....	11	9	0.8
BIGELOW, Mark.....	11	6	0.5
JENSEN, Jared.....	11	5	0.5
HOWARD, Dan.....	11	5	0.5
HANSEN, Travis.....	11	5	0.5
WOODBERRY, Kevin....	11	5	0.5

MINUTES	G	No.	Min/G
HANSEN, Travis.....	11	326	29.6
BIGELOW, Mark.....	11	321	29.2
WOODBERRY, Kevin....	11	283	25.7
JENSEN, Jared.....	11	248	22.5
ARAUJO, Rafael.....	11	245	22.3

TURNOVERS	G	No.	TO/G
ARAUJO, Rafael.....	11	34	3.1
HANSEN, Travis.....	11	33	3.0
BIGELOW, Mark.....	11	22	2.0
WOODBERRY, Kevin....	11	21	1.9
BOWER, Ricky.....	11	13	1.2
JENSEN, Jared.....	11	13	1.2

2002-03 BYU MEN'S BASKETBALL
 BYU Cougars Team Game-by-Game (as of Dec 28, 2002)
 All games

TEAM STATISTICS

Opponent	Date	Score	W/L	---TOTAL---		--3-PTRS--		----REBOUNDS----		PF	A	TO	Blk	Stl	Pts---Avg						
				FG-FGA	Pct	3FG-FGA	Pct	FT-FTA	Pct						Off	Def	Tot	Avg	Pts	Avg	
vs Toledo	11/22/02	71-56	W	21-49	.429	8-13	.615	21-27	.778	10	25	35	35.0	25	12	17	1	6	71	71.0	
vs Kansas State	11/23/02	73-64	W	21-44	.477	7-13	.538	24-34	.706	7	25	32	33.5	26	13	13	5	5	73	72.0	
vs St. Bonaventure	11/25/02	66-57	W	20-50	.400	4-15	.267	22-27	.815	13	33	46	37.7	23	9	18	5	6	66	70.0	
RICE	11/30/02	95-56	W	33-53	.623	7-13	.538	22-27	.815	8	27	35	37.0	19	17	14	3	12	95	76.2	
at Arizona State	12-04-02	64-60	W	23-45	.511	1-7	.143	17-24	.708	8	29	37	37.0	22	16	21	5	7	64	73.8	
at Creighton	12-07-02	64-74	L	23-50	.460	7-17	.412	11-13	.846	7	27	34	36.5	21	11	23	4	6	64	72.2	
SAN DIEGO	12/11/02	64-49	W	25-55	.455	3-12	.250	11-20	.550	14	21	35	36.3	17	13	14	4	11	64	71.0	
UTAH STATE UNIVERSITY	12/14/02	66-56	W	19-42	.452	7-19	.368	21-29	.724	7	21	28	35.2	19	13	11	3	3	66	70.4	
UC SANTA BARBARA	12/21/02	69-56	W	20-42	.476	6-20	.300	23-27	.852	4	25	29	34.6	21	14	13	5	3	69	70.2	
at Univ. of San Franc	12/23/02	72-84	L	23-63	.365	3-17	.176	23-35	.657	17	23	40	35.1	28	10	12	1	10	72	70.4	
SOUTHERN UTAH UNIVERS	12/28/02	93-60	W	29-50	.580	14-24	.583	21-29	.724	8	25	33	34.9	22	25	10	1	7	93	72.5	
BYU Cougars				797	257-543	.473	67-170	.394	216-292	.740	103	281	384	34.9	243	153	166	37	76	797	72.5
Opponents				672	230-595	.387	44-169	.260	168-248	.677	130	226	356	32.4	244	104	178	31	64	672	61.1

Games played: 11
 Points/game: 72.5
 FG Pct: 47.3
 3FG Pct: 39.4
 FT Pct: 74.0

Rebounds/game: 34.9
 Assists/game: 13.9
 Turnovers/game: 15.1
 Assist/turnover ratio: 0.9
 Steals/game: 6.9
 Blocks/game: 3.4

2002-03 BYU MEN'S BASKETBALL
 BYU Cougars Opponent Game-by-Game (as of Dec 28, 2002)
 All games

OPPONENT STATISTICS

Opponent	Date	Score	W/L	---TOTAL---			--3-PTRS--			----REBOUNDS----							Pts---Avg			
				FG-FGA	Pct	3FG-FGA	Pct	FT-FTA	Pct	Off	Def	Tot	Avg	PF	A	TO		Blk	Stl	
vs Toledo	11/22/02	71-56	W	18-52	.346	5-19	.263	15-23	.652	11	18	29	29.0	23	7	17	6	4	56	56.0
vs Kansas State	11/23/02	73-64	W	21-52	.404	3-8	.375	19-31	.613	8	21	29	29.0	23	9	10	4	6	64	60.0
vs St. Bonaventure	11/25/02	66-57	W	18-64	.281	6-17	.353	15-22	.682	16	20	36	31.3	24	7	11	2	8	57	59.0
RICE	11/30/02	95-56	W	18-54	.333	3-16	.188	17-22	.773	14	17	31	31.3	22	8	24	2	7	56	58.2
at Arizona State	12-04-02	64-60	W	26-63	.413	3-11	.273	5-15	.333	14	18	32	31.4	17	11	14	3	7	60	58.6
at Creighton	12-07-02	64-74	L	27-64	.422	8-28	.286	12-18	.667	14	22	36	32.2	15	15	12	5	9	74	61.2
SAN DIEGO	12/11/02	64-49	W	14-42	.333	4-18	.222	17-23	.739	11	21	32	32.1	22	7	24	3	5	49	59.4
UTAH STATE UNIVERSITY	12/14/02	66-56	W	21-51	.412	0-5	.000	14-20	.700	13	19	32	32.1	24	12	14	2	4	56	59.0
UC SANTA BARBARA	12/21/02	69-56	W	19-52	.365	6-23	.261	12-17	.706	11	20	31	32.0	24	8	17	0	4	56	58.7
at Univ. of San Franc	12/23/02	72-84	L	29-57	.509	5-17	.294	21-27	.778	9	29	38	32.6	27	14	18	4	4	84	61.2
SOUTHERN UTAH UNIVERS	12/28/02	93-60	W	19-44	.432	1-7	.143	21-30	.700	9	21	30	32.4	23	6	17	0	6	60	61.1
Opponents		672		230-595	.387	44-169	.260	168-248	.677	130	226	356	32.4	244	104	178	31	64	672	61.1
BYU Cougars		797		257-543	.473	67-170	.394	216-292	.740	103	281	384	34.9	243	153	166	37	76	797	72.5

Games played: 11
 Points/game: 61.1
 FG Pct: 38.7
 3FG Pct: 26.0
 FT Pct: 67.7

Rebounds/game: 32.4
 Assists/game: 9.5
 Turnovers/game: 16.2
 Assist/turnover ratio: 0.6
 Steals/game: 5.8
 Blocks/game: 2.8

2002-03 BYU MEN'S BASKETBALL

BYU Cougars Game-by-Game Points-Rebounds-Assists (as of Dec 28, 2002)

All games

Opponent	Date	Score	WL	02	03	04	05	10	14	15	24	32
				HANSEN, TR	BIGELOW, M	LEMES, LUI	SHOFF, JAK	NASHIF, TE	BOWER, RIC	ALLEN, JOH	WOODBERRY JEPSEN, BA	
vs Toledo	11/22/02	71-56	W	22- 8- 5	12- 5- 3	0- 1- 0	DNP	3- 3- 1	10- 3- 1	5- 1- 1	5- 3- 1	0- 0- 0
vs Kansas State	11/23/02	73-64	W	19- 2- 2	18- 3- 4	0- 1- 1	0- 4- 0	3- 0- 0	7- 4- 2	5- 1- 0	2- 0- 3	0- 0- 0
vs St. Bonaventure	11/25/02	66-57	W	12-12- 1	11- 2- 2	0- 0- 0	2- 1- 0	2- 1- 2	4- 5- 1	5- 4- 0	8- 1- 2	DNP
RICE	11/30/02	95-56	W	9- 4- 4	19- 1- 2	7- 2- 2	DNP	10- 5- 5	3- 0- 0	2- 3- 1	10- 2- 0	7- 2- 0
at Arizona State	12-04-02	64-60	W	23- 1- 3	6- 2- 1	0- 0- 0	1- 2- 1	0- 2- 0	2- 0- 2	8- 3- 1	3- 4- 4	0- 0- 0
at Creighton	12-07-02	64-74	L	11- 2- 2	21- 6- 2	3- 1- 1	0- 0- 0	0- 2- 0	9- 1- 4	0- 1- 0	3- 0- 0	2- 1- 0
SAN DIEGO	12/11/02	64-49	W	17- 7- 3	10- 8- 5	0- 0- 1	4- 1- 0	0- 1- 1	0- 0- 0	3- 2- 0	8- 2- 0	0- 1- 0
UTAH STATE UNIVERSITY	12/14/02	66-56	W	13- 4- 1	13- 4- 0	0- 1- 0	3- 3- 2	0- 1- 0	8- 0- 1	0- 0- 0	12- 3- 6	0- 0- 0
UC SANTA BARBARA	12/21/02	69-56	W	19- 7- 5	11- 3- 0	0- 1- 0	0- 1- 0	9- 2- 3	9- 1- 4	4- 1- 1	2- 1- 1	DNP
at Univ. of San Francis	12/23/02	72-84	L	13- 5- 2	8- 4- 2	DNP	9- 3- 0	0- 1- 0	4- 3- 3	0- 0- 0	10- 2- 3	DNP
SOUTHERN UTAH UNIVERSIT	12/28/02	93-60	W	12- 1- 4	14- 0- 3	3- 1- 1	2- 3- 0	6- 0- 5	9- 5- 4	8- 1- 2	6- 2- 6	5- 3- 0

Opponent	Date	Score	WL	40	52	55
				HOWARD, DA	JENSEN, JA	ARAUJO, RA
vs Toledo	11/22/02	71-56	W	11- 2- 0	2- 1- 0	1- 5- 0
vs Kansas State	11/23/02	73-64	W	0- 2- 1	10- 5- 0	9- 4- 0
vs St. Bonaventure	11/25/02	66-57	W	0- 0- 0	15- 6- 0	7-10- 1
RICE	11/30/02	95-56	W	4- 0- 0	18- 5- 0	6- 8- 3
at Arizona State	12-04-02	64-60	W	0- 2- 0	12- 6- 1	9-11- 3
at Creighton	12-07-02	64-74	L	0- 0- 1	9- 3- 0	6-12- 1
SAN DIEGO	12/11/02	64-49	W	0- 0- 0	11- 4- 1	11- 4- 2
UTAH STATE UNIVERSITY	12/14/02	66-56	W	0- 0- 0	7- 3- 1	10- 7- 2
UC SANTA BARBARA	12/21/02	69-56	W	0- 0- 0	9- 5- 0	6- 5- 0
at Univ. of San Francis	12/23/02	72-84	L	0- 0- 0	4- 2- 0	24-17- 0
SOUTHERN UTAH UNIVERSIT	12/28/02	93-60	W	3- 2- 0	8- 2- 0	17- 7- 0

2002-03 BYU MEN'S BASKETBALL
 BYU Cougars Game-by-Game Highs (as of Dec 28, 2002)
 All games

Opponent	Date	Score	WL	POINTS	REBOUNDS	ASSISTS	STEALS	BLOCKED SHOTS
vs Toledo	11/22/02	71-56	W	22-HANSEN, Travi	8-HANSEN, Travi	5-HANSEN, Travi	2-WOODBERRY, Ke NASHIF, Terry	1-ARAUJO, Rafae
vs Kansas State	11/23/02	73-64	W	19-HANSEN, Travi	5-JENSEN, Jared	4-BIGELOW, Mark	3-BIGELOW, Mark	3-HOWARD, Dan
vs St. Bonaventure	11/25/02	66-57	W	15-JENSEN, Jared	12-HANSEN, Travi	2-NASHIF, Terry BIGELOW, Mark WOODBERRY, Ke	2-WOODBERRY, Ke NASHIF, Terry	2-ARAUJO, Rafae
RICE	11/30/02	95-56	W	19-BIGELOW, Mark	8-ARAUJO, Rafae	5-NASHIF, Terry	3-ARAUJO, Rafae WOODBERRY, Ke	1-HOWARD, Dan WOODBERRY, Ke HANSEN, Travi
at Arizona State	12-04-02	64-60	W	23-Hansen, Travi	11-Araujo, Rafae	4-Woodberry, Ke	2-Bower, Ricky	3-Araujo, Rafae
at Creighton	12-07-02	64-74	L	21-BIGELOW, Mark	12-ARAUJO, Rafae	4-BOWER, Ricky	2-BOWER, Ricky	1-JENSEN, Jared HOWARD, Dan BIGELOW, Mark ARAUJO, Rafae
SAN DIEGO	12/11/02	64-49	W	17-HANSEN, Travi	8-BIGELOW, Mark	5-BIGELOW, Mark	4-WOODBERRY, Ke	2-HANSEN, Travi
UTAH STATE UNIVERSITY	12/14/02	66-56	W	13-BIGELOW, Mark HANSEN, Travi	7-ARAUJO, Rafae	6-WOODBERRY, Ke	1-WOODBERRY, Ke BOWER, Ricky SHOFF, Jake	1-HANSEN, Travi BIGELOW, Mark ARAUJO, Rafae
UC SANTA BARBARA	12/21/02	69-56	W	19-HANSEN, Travi	7-HANSEN, Travi	5-HANSEN, Travi	1-HANSEN, Travi NASHIF, Terry BOWER, Ricky	2-JENSEN, Jared
at Univ. of San Francisco	12/23/02	72-84	L	24-ARAUJO, Rafae	17-ARAUJO, Rafae	3-BOWER, Ricky WOODBERRY, Ke	3-ARAUJO, Rafae	1-ARAUJO, Rafae
SOUTHERN UTAH UNIVERSITY	12/28/02	93-60	W	17-ARAUJO, Rafae	7-ARAUJO, Rafae	6-WOODBERRY, Ke	2-NASHIF, Terry	1-NASHIF, Terry

2002-03 BYU MEN'S BASKETBALL
 BYU Cougars High/Low Analysis (as of Dec 28, 2002)
 All games

BYU Cougars - TEAM GAME HIGHS

POINTS.....	95	vs RICE (11/30/02)
	93	vs Southern Utah University (12/28/02)
	73	vs Kansas State (11/23/02)
	72	at Univ. of San Francisco (12/23/02)
	71	vs Toledo (11/22/02)
FIELD GOALS MADE.....	33	vs RICE (11/30/02)
	29	vs Southern Utah University (12/28/02)
FIELD GOAL ATTEMPTS.....	63	at Univ. of San Francisco (12/23/02)
	55	vs San Diego (12/11/02)
FIELD GOAL PERCENTAGE.....	.623 (33-53)	vs RICE (11/30/02)
	.580 (29-50)	vs Southern Utah University (12/28/02)
3 PT FIELD GOALS MADE.....	14	vs Southern Utah University (12/28/02)
	8	vs Toledo (11/22/02)
3 PT FG ATTEMPTS.....	24	vs Southern Utah University (12/28/02)
	20	vs UC Santa Barbara (12/21/02)
3 PT FG PERCENTAGE.....	.615 (8-13)	vs Toledo (11/22/02)
	.583 (14-24)	vs Southern Utah University (12/28/02)
FREE THROWS MADE.....	24	vs Kansas State (11/23/02)
	23	at Univ. of San Francisco (12/23/02)
	23	vs UC Santa Barbara (12/21/02)
FREE THROW ATTEMPTS.....	35	at Univ. of San Francisco (12/23/02)
	34	vs Kansas State (11/23/02)
FREE THROW PERCENTAGE.....	.852 (23-27)	vs UC Santa Barbara (12/21/02)
	.846 (11-13)	at Creighton (12-07-02)
REBOUNDS.....	46	vs St. Bonaventure (11/25/02)
	40	at Univ. of San Francisco (12/23/02)
ASSISTS.....	25	vs Southern Utah University (12/28/02)
	17	vs RICE (11/30/02)
STEALS.....	12	vs RICE (11/30/02)
	11	vs San Diego (12/11/02)
BLOCKED SHOTS.....	5	vs UC Santa Barbara (12/21/02)
	5	at Arizona State (12-04-02)
	5	vs St. Bonaventure (11/25/02)
	5	vs Kansas State (11/23/02)
TURNOVERS.....	23	at Creighton (12-07-02)
	21	at Arizona State (12-04-02)
FOULS.....	28	at Univ. of San Francisco (12/23/02)
	26	vs Kansas State (11/23/02)

2002-03 BYU MEN'S BASKETBALL
 BYU Cougars High/Low Analysis (as of Dec 28, 2002)
 All games

Opponent - GAME HIGHS

POINTS.....	84	at Univ. of San Francisco (12/23/02)
	74	at Creighton (12-07-02)
FIELD GOALS MADE.....	64	vs Kansas State (11/23/02)
	60	vs Southern Utah University (12/28/02)
FIELD GOAL ATTEMPTS.....	60	at Arizona State (12-04-02)
	29	at Univ. of San Francisco (12/23/02)
FIELD GOAL PERCENTAGE.....	27	at Creighton (12-07-02)
	.509 (29-57)	at Univ. of San Francisco (12/23/02)
3 PT FIELD GOALS MADE.....	.432 (19-44)	vs Southern Utah University (12/28/02)
	8	at Creighton (12-07-02)
3 PT FG ATTEMPTS.....	6	vs UC Santa Barbara (12/21/02)
	6	vs St. Bonaventure (11/25/02)
3 PT FG PERCENTAGE.....	.375 (3-8)	vs Kansas State (11/23/02)
	.353 (6-17)	vs St. Bonaventure (11/25/02)
FREE THROWS MADE.....	21	vs Southern Utah University (12/28/02)
	21	at Univ. of San Francisco (12/23/02)
FREE THROW ATTEMPTS.....	31	vs Kansas State (11/23/02)
	30	vs Southern Utah University (12/28/02)
FREE THROW PERCENTAGE.....	.778 (21-27)	at Univ. of San Francisco (12/23/02)
	.773 (17-22)	vs RICE (11/30/02)
REBOUNDS.....	38	at Univ. of San Francisco (12/23/02)
	36	at Creighton (12-07-02)
ASSISTS.....	36	vs St. Bonaventure (11/25/02)
	15	at Creighton (12-07-02)
STEALS.....	14	at Univ. of San Francisco (12/23/02)
	9	at Creighton (12-07-02)
BLOCKED SHOTS.....	8	vs St. Bonaventure (11/25/02)
	6	vs Toledo (11/22/02)
TURNOVERS.....	5	at Creighton (12-07-02)
	24	vs San Diego (12/11/02)
FOULS.....	24	vs RICE (11/30/02)
	27	at Univ. of San Francisco (12/23/02)
	24	vs UC Santa Barbara (12/21/02)
	24	vs Utah State University (12/14/02)
	24	vs St. Bonaventure (11/25/02)

2002-03 BYU MEN'S BASKETBALL
 BYU Cougars High/Low Analysis (as of Dec 28, 2002)
 All games

BYU Cougars - GAME LOWS

POINTS.....	64	at Arizona State (12-04-02)
	64	at Creighton (12-07-02)
	64	vs San Diego (12/11/02)
	66	vs St. Bonaventure (11/25/02)
	66	vs Utah State University (12/14/02)
FIELD GOALS MADE.....	19	vs Utah State University (12/14/02)
	20	vs St. Bonaventure (11/25/02)
	20	vs UC Santa Barbara (12/21/02)
FIELD GOAL ATTEMPTS.....	42	vs Utah State University (12/14/02)
	42	vs UC Santa Barbara (12/21/02)
FIELD GOAL PERCENTAGE.....	.365 (23-63)	at Univ. of San Francisco (12/23/02)
	.400 (20-50)	vs St. Bonaventure (11/25/02)
3 PT FIELD GOALS MADE.....	1	at Arizona State (12-04-02)
	3	vs San Diego (12/11/02)
	3	at Univ. of San Francisco (12/23/02)
3 PT FG ATTEMPTS.....	7	at Arizona State (12-04-02)
	12	vs San Diego (12/11/02)
3 PT FG PERCENTAGE.....	.143 (1-7)	at Arizona State (12-04-02)
	.176 (3-17)	at Univ. of San Francisco (12/23/02)
FREE THROWS MADE.....	11	at Creighton (12-07-02)
	11	vs San Diego (12/11/02)
FREE THROW ATTEMPTS.....	13	at Creighton (12-07-02)
	20	vs San Diego (12/11/02)
FREE THROW PERCENTAGE.....	.550 (11-20)	vs San Diego (12/11/02)
	.657 (23-35)	at Univ. of San Francisco (12/23/02)
REBOUNDS.....	28	vs Utah State University (12/14/02)
	29	vs UC Santa Barbara (12/21/02)
ASSISTS.....	9	vs St. Bonaventure (11/25/02)
	10	at Univ. of San Francisco (12/23/02)
STEALS.....	3	vs Utah State University (12/14/02)
	3	vs UC Santa Barbara (12/21/02)
BLOCKED SHOTS.....	1	vs Toledo (11/22/02)
	1	at Univ. of San Francisco (12/23/02)
	1	vs Southern Utah University (12/28/02)
TURNOVERS.....	10	vs Southern Utah University (12/28/02)
	11	vs Utah State University (12/14/02)
FOULS.....	17	vs San Diego (12/11/02)
	19	vs RICE (11/30/02)
	19	vs Utah State University (12/14/02)

2002-03 BYU MEN'S BASKETBALL
 BYU Cougars High/Low Analysis (as of Dec 28, 2002)
 All games

Opponent - GAME LOWS

POINTS.....	49	vs San Diego (12/11/02)
	56	vs Toledo (11/22/02)
	56	vs RICE (11/30/02)
	56	vs Utah State University (12/14/02)
	56	vs UC Santa Barbara (12/21/02)
FIELD GOALS MADE.....	14	vs San Diego (12/11/02)
	18	vs Toledo (11/22/02)
	18	vs St. Bonaventure (11/25/02)
	18	vs RICE (11/30/02)
FIELD GOAL ATTEMPTS.....	42	vs San Diego (12/11/02)
	44	vs Southern Utah University (12/28/02)
FIELD GOAL PERCENTAGE.....	.281 (18-64)	vs St. Bonaventure (11/25/02)
	.333 (14-42)	vs San Diego (12/11/02)
	.333 (18-54)	vs RICE (11/30/02)
3 PT FIELD GOALS MADE.....	0	vs Utah State University (12/14/02)
	1	vs Southern Utah University (12/28/02)
3 PT FG ATTEMPTS.....	5	vs Utah State University (12/14/02)
	7	vs Southern Utah University (12/28/02)
3 PT FG PERCENTAGE.....	.000 (0-5)	vs Utah State University (12/14/02)
	.143 (1-7)	vs Southern Utah University (12/28/02)
FREE THROWS MADE.....	5	at Arizona State (12-04-02)
	12	at Creighton (12-07-02)
	12	vs UC Santa Barbara (12/21/02)
FREE THROW ATTEMPTS.....	15	at Arizona State (12-04-02)
	17	vs UC Santa Barbara (12/21/02)
FREE THROW PERCENTAGE.....	.333 (5-15)	at Arizona State (12-04-02)
	.613 (19-31)	vs Kansas State (11/23/02)
REBOUNDS.....	29	vs Toledo (11/22/02)
	29	vs Kansas State (11/23/02)
ASSISTS.....	6	vs Southern Utah University (12/28/02)
	7	vs Toledo (11/22/02)
	7	vs St. Bonaventure (11/25/02)
	7	vs San Diego (12/11/02)
STEALS.....	4	vs Toledo (11/22/02)
	4	vs Utah State University (12/14/02)
	4	vs UC Santa Barbara (12/21/02)
	4	at Univ. of San Francisco (12/23/02)
BLOCKED SHOTS.....	0	vs UC Santa Barbara (12/21/02)
	0	vs Southern Utah University (12/28/02)
TURNOVERS.....	10	vs Kansas State (11/23/02)
	11	vs St. Bonaventure (11/25/02)
FOULS.....	15	at Creighton (12-07-02)
	17	at Arizona State (12-04-02)

2002-03 BYU MEN'S BASKETBALL
 BYU Cougars High/Low Analysis (as of Dec 28, 2002)
 All games

BYU Cougars - INDIVIDUAL GAME HIGHS

POINTS.....	24	ARAUJO, Rafael at Univ. of San Francisco (12/23/02)
	23	Hansen, Travis at Arizona State (12-04-02)
	22	HANSEN, Travis vs Toledo (11/22/02)
	21	BIGELOW, Mark at Creighton (12-07-02)
	19	HANSEN, Travis vs UC Santa Barbara (12/21/02)
	19	BIGELOW, Mark vs RICE (11/30/02)
	19	HANSEN, Travis vs Kansas State (11/23/02)
FIELD GOALS MADE.....	11	ARAUJO, Rafael at Univ. of San Francisco (12/23/02)
	8	ARAUJO, Rafael vs Southern Utah University (12/28/02)
	8	Hansen, Travis at Arizona State (12-04-02)
FIELD GOAL ATT.....	20	ARAUJO, Rafael at Univ. of San Francisco (12/23/02)
	17	HANSEN, Travis vs San Diego (12/11/02)
FG PCT (min 5 made).....	1.000 (6-6)	JENSEN, Jared vs RICE (11/30/02)
	.727 (8-11)	ARAUJO, Rafael vs Southern Utah University (12/28/02)
	.727 (8-11)	Hansen, Travis at Arizona State (12-04-02)
3 PT FG MADE.....	4	BIGELOW, Mark vs Southern Utah University (12/28/02)
	4	BIGELOW, Mark at Creighton (12-07-02)
3 PT FG ATTEMPTS.....	9	WOODBERRY, Kevin at Univ. of San Francisco (12/23/02)
	8	BIGELOW, Mark at Creighton (12-07-02)
3-PT FG PCT (min 2 made).....	1.000 (2-2)	WOODBERRY, Kevin vs RICE (11/30/02)
	1.000 (2-2)	HANSEN, Travis vs Kansas State (11/23/02)
	1.000 (2-2)	BOWER, Ricky vs Toledo (11/22/02)
FREE THROWS MADE.....	10	HANSEN, Travis vs UC Santa Barbara (12/21/02)
	8	HANSEN, Travis vs St. Bonaventure (11/25/02)
FREE THROW ATT.....	12	HANSEN, Travis vs UC Santa Barbara (12/21/02)
	10	HANSEN, Travis vs St. Bonaventure (11/25/02)
	10	BIGELOW, Mark vs Toledo (11/22/02)
FT PCT (min 3 made).....	1.000 (6-6)	BOWER, Ricky vs Utah State University (12/14/02)
	1.000 (6-6)	NASHIF, Terry vs RICE (11/30/02)
	1.000 (6-6)	HANSEN, Travis vs Toledo (11/22/02)
	1.000 (5-5)	ALLEN, John vs Southern Utah University (12/28/02)
	1.000 (5-5)	SHOFF, Jake at Univ. of San Francisco (12/23/02)
	1.000 (5-5)	JENSEN, Jared vs Utah State University (12/14/02)
	1.000 (4-4)	JENSEN, Jared vs Southern Utah University (12/28/02)
	1.000 (4-4)	ARAUJO, Rafael vs UC Santa Barbara (12/21/02)
	1.000 (4-4)	BOWER, Ricky vs Toledo (11/22/02)
	1.000 (3-3)	HANSEN, Travis vs Southern Utah University (12/28/02)
	1.000 (3-3)	JENSEN, Jared at Creighton (12-07-02)
REBOUNDS.....	17	ARAUJO, Rafael at Univ. of San Francisco (12/23/02)
	12	ARAUJO, Rafael at Creighton (12-07-02)
	12	HANSEN, Travis vs St. Bonaventure (11/25/02)
ASSISTS.....	6	WOODBERRY, Kevin vs Southern Utah University (12/28/02)
	6	WOODBERRY, Kevin vs Utah State University (12/14/02)
STEALS.....	4	WOODBERRY, Kevin vs San Diego (12/11/02)
	3	ARAUJO, Rafael at Univ. of San Francisco (12/23/02)
	3	WOODBERRY, Kevin vs RICE (11/30/02)
	3	ARAUJO, Rafael vs RICE (11/30/02)
	3	BIGELOW, Mark vs Kansas State (11/23/02)
BLOCKED SHOTS.....	3	Araujo, Rafael at Arizona State (12-04-02)
	3	HOWARD, Dan vs Kansas State (11/23/02)
TURNOVERS.....	8	HANSEN, Travis vs St. Bonaventure (11/25/02)
	6	BIGELOW, Mark at Creighton (12-07-02)
FOULS.....	5	HANSEN, Travis at Univ. of San Francisco (12/23/02)