



# BYU Men's Basketball

## Game Notes – @ Pepperdine

2000-01 Mountain West Conference Tournament Champion • 2000-01 MWC Regular Season Co-Champion

25 Conference Championships • 19 NCAA Appearances • 8 NIT Appearances • 2 NIT Titles • 1 Eastman/Wooden Award Winner

### BYU Completes Nonconference Play at Pepperdine Saturday

BYU (10-2) takes an eight-game winning streak into its final nonconference game at Pepperdine Saturday at 5 p.m.PT (6 p.m. MT). The Waves (6-6) are coming off a 97-65 rout of West Virginia on Sunday in the consolation game of the Fiesta Bowl Classic at the McKale Center in Tucson. The game is being televised by SportsWest Productions on KSL, channel 5, in Salt Lake City and regionally on the West Coast on Fox Sports West 2. The live radio broadcast can be heard on KSLNewsradio 1160 with Greg Wrubell and Mark Durrant calling the action on the Cougar Sports Network.

#### Up Next

BYU returns to Provo to open Mountain West Conference play, hosting San Diego State Saturday at 4 p.m. in the Marriott Center. The game will be televised by SportsWest Productions. BYU will then face UNLV Tuesday, Jan. 15, at 7 p.m. in the Marriott Center in another SportsWest broadcast.

### GAME FACTS (BYU Game 13)

Saturday, Jan. 5, 2001

## BYU (10-2) at Pepperdine (6-6)

Firestone Fieldhouse (3,104) • Malibu, Calif. • 5 p.m. PT / 6 p.m. MT

**Coaches:** BYU, Steve Cleveland (77-59 in fifth year; same overall)  
Pepperdine, Paul Westphal (6-6 in first year; 90-33 in fourth year overall)  
**Series:** Pepperdine leads, 3-1  
**TV:** SportsWest Productions (KSL 5 in SLC) / Fox Sports West 2 on West Coast  
Air Time: 5 p.m. PT / 6 p.m. MT  
SportsWest Play-by-Play: Tom Kirkland  
SportsWest Game Analyst: Craig Hislop  
**Radio:** KSL Newsradio 1160 AM (Cougar Sports Network)  
Pregame Air Time - 4 p.m. PT / 5 p.m. MT  
Play-by-Play: Greg Wrubell  
Game Analyst: Mark Durrant

#### BYU's Probable Starters:

Pos.	#	Name	Ht.	Wt.	Yr.	PPG	RPG
F	3	Mark Bigelow	6-7	190	So.	18.1	3.3
F	25	Eric Nielsen	6-9	215	Sr.	10.4	5.5
C	52	Jared Jensen	6-9	245	Fr.	9.1	3.6
G	2	Travis Hansen	6-6	210	Jr.	14.5	6.9
G	31	Matt Montague	6-0	190	Sr.	6.1	7.2 apg

#### BYU Reserves:

Pos.	#	Name	Ht.	Wt.	Yr.	PPG	RPG
G	20	Daniel Bobik	6-6	205	So.	9.3	3.3
G	22	Jimmy Balderson	6-6	200	Fr.	5.0	1.9
F	32	Bart Jepsen	6-9	235	So.	0.8	2.2
C	40	Dan Howard	7-0	225	So.	0.7	1.1
G	10	Terry Nashif	5-10	165	Fr.	0.6	0.9 apg
C	42	Jon Carlisle	6-10	260	So.	1.9	2.0
F	4	Jesse Pinegar	6-9	225	Fr.	0.4	0.6
G	12	Shawn Opunui (OUT/INJURY)	5-11	175	Fr.	1.5	2.8 apg

### 2001-02 Schedule/Results

Overall: 10-2 H: 8-0 A: 1-2 N: 1-0

MWC: 0-0 H: 0-0 A: 0-0

Date	Opponent (TV)	Time	
Nov. 6	EA Sports All-Stars (exhibition)	81-84	L
Nov. 10	London Leopards (exhibition)	90-70	W
Nov. 17	at Univ. of San Diego	70-59	W
Nov. 24	Arizona State (SWP/Fox Sports Ariz.)	82-70	W
Nov. 28	at UC Santa Barbara	58-68	L
Dec. 1	at Utah State (SWP)	81-90	L
Dec. 5	Weber State	65-47	W
Dec. 8	Creighton (SWP)	61-52	W
Dec. 12	Fort Lewis (KBYU)	101-53	W
Dec. 15	University of Idaho (KBYU)	70-48	W
Dec. 22	v. Stanford in Las Vegas (ESPN)	81-76	W
Dec. 27	Cal State Northridge	84-70	W
Dec. 29	Southern Utah	79-58	W
Jan. 2	Univ. of San Francisco	84-70	W
Jan. 5	at Pepperdine (SWP, FSW2)	5 p.m.	
Jan. 12*	San Diego State (SWP)	4 p.m.	
Jan. 15*	UNLV (SWP)	7 p.m.	
Jan. 19*	at New Mexico (ESPN+Plus)	1 p.m.	
Jan. 21*	at Air Force (SWP)	2 p.m.	
Jan. 28*	at Utah (ESPN)	10 p.m.	
Feb. 2*	Wyoming (ESPN+Plus)	1 p.m.	
Feb. 4*	Colorado State (SWP)	8:30 p.m.	
Feb. 9*	at UNLV	7:30 p.m.	
Feb. 11*	at San Diego State (SWP)	7:30 p.m.	
Feb. 16*	New Mexico (ESPN+Plus)	1 p.m.	
Feb. 18*	Air Force (SWP)	8:30 p.m.	
Feb. 23*	Utah (ESPN+Plus)	1 p.m.	
Feb. 28*	at Wyoming (SWP)	9 p.m.	
Mar. 2*	at Colorado State (SWP)	7 p.m.	
Mar. 7-9	at MWC Tournament in Las Vegas		

\*Mountain West Conference game

All dates subject to changes

**Pepperdine Quick Facts:**

**General Info**

Location: Malibu, Calif.  
 Founded: 1937  
 Enrollment: 8,000  
 Nickname: Waves  
 Colors: Blue, Orange and White  
 Home Arena: Firestone Fieldhouse (3,104)  
 Conference: West Coast  
 Athletic Director: John Watson

**Basketball Info**

Head Coach: Paul Westphal  
 Alma Mater: USC (1972)  
 Best time to call: Contact SID  
 Office Phone: (310) 506-4161  
 Overall Record (Years): 84-27 (3)  
 Record at School (Years): First Year  
 Assistant Coaches: Gib Arnold, Jim Nielsen, Wyking Jones

**2000-2001**

Overall Record: 22-9  
 Conf. Record/Finish: 12-2/2nd  
 Post Season: NIT – Second Round

**2001-2002**

Letterman Returning/Lost: 8/7  
 Starters Returning/Lost: 2/3

**Returning Starters (last year's stats)**

Craig Lewis, 6-3, 185, Sr., G (9.0 ppg, 2.6 apg)  
 Boomer Brazzle, 6-5, 210, Jr., F (3.5 ppg, 3.3 rpg)

**Media Relations**

Basketball Contact: Michael Zapolski  
 Office: (310) 506-4333  
 Home: (818) 597-1561  
 Email: mzapolsk@pepperdine.edu  
 Fax: (310) 506-4322  
 Press Row: (310) 456-5050

**Athletics Web Site**

gowaves.pepperdine.edu

**Scouting Pepperdine**

Pepperdine returns two starters and eight lettermen from last year's 22-9 team that finished second to Gonzaga in the West Coast Conference. The Waves are 6-6 on the year and are coming off a 97-65 victory over West Virginia in Tucson after being defeated by the No. 14 ranked Arizona Wildcats 94-71. Junior forward Boomer Brazzle and junior guard Devin Montgomery each scored a career-high total of 21 points on Sunday afternoon in Pepperdine's rout of West Virginia in the consolation game of the Fiesta Bowl Classic at the McKale Center in Tucson. Montgomery made all seven of his field goal attempts, including five shots from three-point territory, and dished out five assists. Junior forward Jimmy Miggins added 18 points and seven rebounds and freshman forward Robert Turner chipped in a career-best 17 points as the Waves evened their record at 6-6. West Virginia, 7-4, was led by forward Chris Moss with 20 points. The Mountaineers have posted road wins earlier this season at New Mexico and Tennessee. Pepperdine shot a season-best 63.2 percent from the field (36-of-57) and connected on 13-of-19 shots from three-point range (68.4 percent). The Waves limited West Virginia to just 38.5 percent shooting (25-of-65) and even won the rebounding battle by a 33-29 margin. The Waves also have wins at nationally ranked UCLA (85-78) and vs. USC (78-77), having played a tough schedule that also includes road losses at Utah (81-74), UC Irvine (96-93 in 2OT), Oregon (88-64) and UCSanta Barbara (68-51). The Waves are 1-5 on the road, 2-0 on a neutral floor and 3-1 at home. At home, they have defeated local foes Cal State Fullerton, Long Beach State and Point Loma, while losing to intersectional foe Georgia. Dating back to the start of the 1997-98 season, Pepperdine is 46-8 (.852) in games played at Firestone Fieldhouse, including a 24-4 (.857) mark the last two-plus seasons. Junior forward Jimmy Miggins is the Waves' top player, averaging team-best totals of 15.4 points and 6.6 rebounds a game. Miggins has recorded three double-doubles to date and also contributes 2.2 assists and 1.7 steals a contest. Terrance Johnson is averaging 14.8 points a game, while Craig Lewis, the Waves' best perimeter shooter, chips in 11.1 points a contest. Pepperdine's three community college transfers--Gary Colbert, Miggins and Devin Montgomery--have all made an immediate impact on the program. In addition to Miggins' team-best 15.4 points and 6.6 rebounds a game, Montgomery chips in 8.4 points and 3.0 assists a contest while Colbert contributes 5.4 points and 2.5 assists a ballgame. Pepperdine has posted back-to-back 20-win seasons earning an NIT bid last year and an NCAA berth in 1999-2000. Since the 1980-81 season, Pepperdine teams have either won or shared the WCC regular season title on nine occasions--1981, 1982, 1983, 1985, 1986, 1991, 1992, 1993 and 2000. Former NBA player and coach Paul Westphal (6-6 in first season at Pepperdine / 90-33 in fourth season overall) is in his first year with the Waves.

**PROBABLE STARTERS:**

F - Jimmy Miggins, 6-6, 190, Jr., Canton, MS;	15.4 ppg	6.6 rpg
C - Cedric Suitt, 6-11, 230, Sr., Atlanta, GA;	3.0 ppg	4.1 rpg
G - Terrance Johnson, 6-5, 185, Fr., Dallas, TX;	14.8 ppg	3.6 rpg
G - Craig Lewis, 6-3, 190, Sr., Portland, OR;	11.1 ppg	1.9 rpg
G - Micah McKinney, 6-3, 190, So., L.A., CA;	4.0 ppg	3.2 apg

**Series Information**

Overall Series Record: Pepperdine leads 3-1  
 BYU Record in Provo: 1-1  
 BYU Record at Pepperdine: 0-2  
 BYU Record at Neutral Sites: 0-0  
 BYU Record under Steve Cleveland: 1-0  
 Longest BYU Win Streak: 1  
 Longest Pepperdine Win Streak: 3 (1944-85)  
 Largest BYU Margin of Victory: 1, 53-52 in 1997  
 Largest Pepperdine Margin of Victory: 10, 73-83 in 1985  
 Most Points Scored by BYU: 73 in 1985  
 Most Points Scored by Pepperdine: 83 in 1985

12-29-44	at Pepperdine	51-56	L
12-15-49	at Pepperdine*	39-45	L
12-14-85	Pepperdine^	73-83	L
12-13-97	Pepperdine*	53-52	W

**2001-02 BYUQuick Facts****General Information**

Location: Provo, Utah 84602  
 Enrollment: 30,069 (Daytime)  
 Founded: Oct. 15, 1875, by The Church of Jesus Christ of Latter-day Saints  
 Colors: Blue, White and Tan  
 Elevation: 4,553 feet  
 Nickname: Cougars  
 Mascot: Cosmo  
 Affiliation: NCAADivision I  
 Conference: Mountain West  
 President: Merrill J. Bateman (Utah, '60)  
 Athletic Director: Val Hale (BYU, '81)  
 Ticket Office Phone: (801) 378-BYU1  
 or 1-800-322-BYU1

**Basketball Information**

Head Coach: Steve Cleveland (UC-Irvine, '76)  
 Office Phone: (801) 378-3612  
 Best time to call: Contact SID  
 Record at BYU: 77-59, 5th year  
 Career (4-year schools): same  
 Associate Head Coach: Dave Rose (Houston, '83),  
 Asst. Coaches: Andy Toolson (BYU, 1990); John Wardenburg (BYU, 1986)  
 Director of Basketball Operations: Nate Call (BYU, '93),  
 Trainer: Steve Pincock  
 Arena: Marriott Center (22,700)  
 2000-01 Record: 24-9  
 2000-01 MWC Record: 10-4, T-1st  
 2001 MWC Tournament Champions  
 Postseason: NCAA first round  
 Final National Ranking: N/A  
 Starters Returning/Lost: 1/4  
 Letterwinners Returning/Lost: 8\*\*/9

\*includes Mark Bigelow, a starter returning from a previous season, not last year's team.

\*\*includes sophomore Jacob Chrisman, who has announced plans to redshirt the season to play baseball but could return.

**Media Relations**

Media Relations Contact: Brett Pyne  
 Office Phone: (801) 378-4912  
 Home Phone: (801) 796-6867  
 Media Relations Mailing Address:  
 30 SFH, Provo, UT, 84602-2239  
 Media Relations FAX: (801) 378-3520  
 Press Box Phone: (801) 378-3675  
 Website: www.byucougars.com

**BYU Wins Eighth Straight with Victory over San Francisco Wednesday**

PROVO, Utah (Jan. 2, 2002) - A rigid defense allowed BYU to overcome a shaky shooting night from the field as the Cougars extended their home winning streak to 28 straight games with a 65-51 victory over San Francisco in the Marriott Center Wednesday. BYU improved to 10-2 on the year with the win while the Dons fell to 4-8.

BYU won its eighth straight game, the team's longest winning streak since running off 13 straight in the 1992-1993 season, and improved their record to 10-2 on the season, the best start for the team since the 1999-2000 campaign when the Cougars started the season 12-2.

"This happened to be a night when we did not shoot well but we found a way to win the game," BYU head coach Steve Cleveland said. "Both our seniors played very well. Matt Montague was outstanding."

Montague led the Cougars on both ends of the floor, tying his season high with 11 points and a career high with two three-pointers. The senior point guard tied a career high defensively with five steals and tied a season high for rebounds with seven.

Montague seems to come up with big nights every time he faces the Dons. He has hit two treys in a game only three times in his career, two of those coming against San Francisco. In the past two seasons he has scored in double figures only three times, two of those coming against the Dons.

Senior forward Eric Nielsen was the team's leading rebounder with eight boards and was one of four Cougars to finish the night in double figures with 12 points. Mark Bigelow once again led the Cougar scorers with 15 points. Freshman center Jared Jensen added 10 points.

"Eric Nielsen had the task of defending the Dons' best player," Cleveland said. "He did a nice job on him, especially in the second half."

The Cougars trailed by as many as five points early in the game but took a 12-11 lead over San Francisco on two Travis Hansen free throws with just over 14 minutes to go in the first half. After taking the one-point lead, BYU stayed up on the scoreboard for the rest of the game.

"This is the type of possession game that we will have throughout January and February," Cleveland said. "Our young men are beginning to learn the urgency of every possession, especially against teams that make runs at you."

The Cougar defense helped BYU to keep the lead despite several Don runs that kept the game close. After BYU took a 44-31 lead early in the second half, San Francisco pulled to within three points with just over 12 minutes to go in the game. But the Cougars were able to withstand each run as it came, allowing the Dons only 20 points in the final 20 minutes. BYU shot only 43 percent from the floor, including a 29 percent clip from three-point range, but held the Dons to 40 percent shooting, including a 3-21 effort from behind the arc. BYU had a season high nine steals against the Dons.

- The streaking Cougars extended their Marriott Center record home winning streak to 28 games with tonight's victory. BYU has won eight straight games, the longest winning streak since the 1992-1993 season. The 10-2 Cougars are off to their best start since the 1999-2000 season when the team started 12-2.
- Matt Montague had his best night of the season, tying career highs in steals with five and threes with two. He tied season highs with 11 points and seven rebounds.
- Montague has hit two threes in three different games during his career, two of those games have come against San Francisco. He has scored in double figures three times in the past two seasons and two of those have come in games against the Dons.
- With his 15-point night, Mark Bigelow has scored 14 or more points in 11 consecutive games. With his one-for-three night from downtown, Bigelow has hit a trey in 12 straight games, the fourth-longest streak in BYU history behind Terrell Lyday (21 and 14) and Andy Toolson (16).
- Jared Jensen, BYU's freshman center, has scored in double figures for five of the last six games.
- With the 36-31 advantage at the break, the Cougars have gone to the half with the lead in 11 of their 12 games this season, trailing only against Stanford (41-40).

**BYU Margin of Victory/Defeat:**

	Wins	Losses
1 point		
2 points		
3 points		
4 points		
5 points	.1	
6 points		
7 points		
8 points		
9 points	.1	.1
10 points		.1
11 points		
12 points	.1	
13 points	.1	
14 points	.2	
15 points		
16-19 points	.1 (18)	
20-24 points	.2 (21, 22)	
25-29 points		
30-plus points	.1 (48)	

**BYU's record when ...**

BYU leads at half	.9-2
Opponent leads at half	.1-0
Score tied at half	.0-0
BYU leads with 5 minutes left	.10-1
Opponent leads with 5 min. left	.0-1
BYU leads with 1 minute left	.10-0
Opponent leads with 1 min. left	.0-1
Score tied with 1 minute left	.0-1
Game goes into overtime	.0-1
BYU out rebounds opponent	.10-0
Opponent out rebounds BYU	.0-1
BYU and opponent tie in rebounds	.0-1
BYU shoots 50 % or better	.3-0
Opponent shoots 50 % or better	.0-1
BYU out shoots opponent	.9-1
Opponent out shoots BYU	.1-1
BYU scores 60 or more points	.10-1
Opponent scores below 60 points	.7-0

**First Half Success**

BYU has led at the half in all 11 of 12 games this season, trailing only Stanford (41-40). BYU is outscoring its opponents in the first half 430-324 (35.8 – 27.0). The Cougars have scored more points in the second half but also yield more points. BYU has outscored its opponents 461-403 in the second half (38.4 – 33.6). BYU has been outscored 15-6 in one overtime period this year.

**Shooting Numbers**

BYU is shooting 51 percent in its nine victories and 43.6 percent in its two losses. The Cougars are shooting .441 in losses and .409 in wins. BYU shot 52 percent from the floor last week in its two wins but only 43 percent, a season low in the Marriott Center this year, vs. USF Wednesday. BYU shot 59.6 percent vs. Southern Utah, its second best shooting night of the season. BYU has shot 50 percent or better three times this year and is making just under 49 percent from the floor overall after 12 games.

**From Three-Point Range**

BYU shot 28.6 percent (4-14) on threes vs. USF, the second time the in last three games they have shot below 30 percent from long range. Ironically, between those games BYU made eight three pointers in the first half (season best) and totaled 11 for the game (tying a season high) vs. Southern Utah. The Cougars also had 11 three pointers against Idaho. BYU attempted a season-high 22 threes vs Southern Utah. Mark Bigelow making five treys vs. SUU. On the year, seven Cougars have made a three-point shot. Mark Bigelow has made a team-high 32 threes (32-67, .478). He has made a trey in all 12 games. Daniel Bobik is 17-41 (.415) and Travis Hansen is 16-38 (.421). Bobik has also made five threes in a game, going 5-7 vs. Idaho. BYU makes 41.5 percent overall from behind the arc.

**One-Two Scoring Punch**

BYU's Mark Bigelow and Travis Hansen are the Cougars one-two scoring punch. Bigelow has reached double figures in 11 of 12 games and Hansen in nine of 12. Bigelow scores 18.1 ppg and Hansen 14.5 ppg on the year.

**Other Scoring Options**

The Cougars have five players scoring at least nine points per game. After leaders Mark Bigelow (18.1) and Travis Hansen (14.5), senior Eric Nielsen averages 10.4 ppg and has scored a career-high 29 points vs. Stanford. Reserve guard Daniel Bobik is adding 9.3 ppg off the bench and has twice scored highs of 17 points. Freshman center Jared Jensen is averaging 9.1 ppg and has twice totaled a high of 14 points. In addition, freshman guard Jimmy Balderson has twice reached double figures with a high of 19 points while point guard Matt Montague has reached double digits twice with 11 points at San Diego and vs. USF.

**Consistency at the Line**

BYU has made 80 percent or more of its free throws in seven of 12 games this season, including six of the last nine. BYU is shooting 79.5 percent from the line for the year. Last year, BYU led the nation at 78 percent from the line. This year the Cougars are ranked second in the latest NCAA rankings (Dec. 17).

**More Free Throw Numbers**

Seven Cougars are shooting 70 percent or better from the free throw line and three are making 80 percent or better. Daniel Bobik makes a team-leading 92.9 percent (No. 1 among MWC players), followed by Mark Bigelow (.873), Jared Jensen (.818), Matt Montague (.789), Travis Hansen (.781), Eric Nielsen (.769) and Dan Howard (.750).

**Receiving Votes**

Last week BYU received votes for the first time this season in both the AP poll and the USA Today/ESPN poll. BYU received seven votes (T-36th) in this week's ESPN/USA Today Coaches Poll and had 17 points in the AP Poll (33rd). Wyoming is the only other MWC team in this week's AP Poll with 3 votes (49th). The Cougars receiving 18 points in last week's AP poll for a No. 37 ranking. BYU's win over then No. 13 Stanford was the Cougars' first win over a top-20 team since upsetting No. 15 New Mexico in The Pit in February 1998. Last year BYU lost to No. 13 USC, 70-67, at the Yahoo Sports Invitational in Laie, Hawaii, after leading by 18 at the half, 41-23. BYU played at No. 4 Arizona on Dec. 1, 1999 but lost 86-62. BYU took No. 11 Arizona to overtime in Provo on Nov. 24, 1998, before losing 78-74. BYU nearly won in regulation, but Arizona's Jason Terry hit a three-pointer to send the game to overtime.



**2001-02 BYU Starting Lineups**

Opp.	PG	SG	SF	PF	C
USD	Montague	Hansen	Bigelow	Nielsen	Howard
ASU	Montague	Hansen	Bigelow	Nielsen	Jensen
UCSB	Montague	Hansen	Bigelow	Nielsen	Jensen
USU	Montague	Hansen	Bigelow	Nielsen	Jensen
WSU	Montague	Hansen	Bigelow	Nielsen	Jensen
CU	Montague	Hansen	Bigelow	Nielsen	Jensen
FLC	Montague	Hansen	Bigelow	Nielsen	Jensen
Idaho	Montague	Hansen	Bigelow	Nielsen	Jensen
Stanford	Montague	Hansen	Bigelow	Nielsen	Jensen
CSUN	Montague	Hansen	Bigelow	Nielsen	Jensen
SUU	Montague	Hansen	Bigelow	Nielsen	Jensen
USF	Montague	Hansen	Bigelow	Nielsen	Jensen

**BYU Starting Lineup Record**

Montague, Hanen, Bigelow, Nielsen, Jensen . . . . . 9-2  
 Montague, Hanen, Bigelow, Nielsen, Howard . . . . . 1-0

**Top JC Center Signs with Cougars**

Rafael Araujo, a 6-foot-11, 260-pound center at Western Arizona, in November signed an NCAA Letter-of-Intent to play at BYU. Considered one of the top five junior-college players in the country, Araujo was recruited by North Carolina, Illinois, UNLV and San Diego State among others. A physically strong athlete with great leaping ability, Araujo runs the floor well and has range on the perimeter. "We are thrilled to have Rafael decide to join the BYU basketball program," BYU coach Steve Cleveland said. "He is a great young man that people really enjoy being around. He's got legitimate NBA center size and has the potential to make a significant impact on the program. He's still got some things to learn, but he has all the tools to become an outstanding player at the Division I level." Araujo is averaging 21 points and 13 rebounds this year for No. 7-ranked Western Arizona, located in Yuma. He scored a season-high 35 points in 22 minutes in the season-opener and has totaled a season-high 17 rebounds. A native of Sao Paulo, Brazil, Araujo will enter BYU as a junior. He will enroll next fall.

**Coaching Staff Additions**

Former BYU player Andy Toolson and Pine View High School (St. George, Utah) coach John Wardenburg were hired as assistant coaches in May. Toolson joins Cleveland's staff after an 11-year professional career in Europe and the NBA, while Wardenburg comes to BYU with 11 years of coaching experience at the high school and junior college level. Former assistant coach Nathan Call was named director of basketball operations. Associate Head Coach Dave Rose remains in that capacity. Heath Schroyer, who had served alongside Cleveland, Rose and Call the past four seasons in Provo, left to accept an assistant position at Wyoming. Brian Santiago, Cleveland's administrative assistant the past four seasons, is BYU's assistant athletic director responsible for game operations.

**Nielsen Earns MWC Player of the Week Award after Stanford Victory**

COLORADO SPRINGS, Colo. (Dec. 24, 2001) - BYU senior forward Eric Nielsen was named the Mountain West Conference Men's Basketball Player of the Week Monday after leading the Cougars to an 81-76 upset of 13th-ranked Stanford Saturday at the Las Vegas Showdown. It was Nielsen's first player of the week honor of his career. Nielsen, from Freemont, Calif. (Irvington HS) scored a career-high 29 points after making 11-of-16 shots from the floor (68.8 percent), including 2-for-2 from three-point range. He was also a perfect 5-for-5 from the free throw line and grabbed six rebounds, while dishing out two assists. Nielsen's two treys marked a career best and equaled the total number of threes he's made in the past two years combined. Nielsen scored 17 points in 18 first-half minutes, keeping BYU within one at intermission, 41-40. He added 12 points in the second half and helped the Cougars outrebound Stanford, holding the Cardinal nine boards their season average. Nielsen also set career highs with the 16 field goal attempts, 11 field goals made and free throw percentage (1.000).

MWC Men's Basketball Players of the Week:

- Nov. 19 - Joel Gerlach (So., F), Air Force
- Nov. 26 - Ruben Douglas (Jr., G), New Mexico
- Dec. 3 - Tony Bland (Jr., G), San Diego State
- Dec. 10 - Al Faux (Sr., G), San Diego State
- Dec. 17 - Dalron Johnson (Jr., F), UNLV
- Dec. 24 - Eric Nielsen (Sr., F), BYU
- Dec. 31 - Marcus Banks (Jr., G), UNLV

**Winning Streak**

BYU has won eight straight games, the longest streak since the 1992-93 team won 13 in a row. Coach Cleveland's teams have had six five-game streaks over the last three seasons, which they twice extended it to six games before the current streak was extended to seven and now eight games.

**Home Winning Streak**

BYU has a 28-game home court winning streak. The streak, which is a school record besting the 24 straight won between March 1994 and Jan. 1996, is the fourth-longest current streak in the nation. BYU is 8-0 this year and was a perfect 15-0 in the Marriott Center last season. BYU's last loss in the Marriott Center was on Feb. 17, 2000 when New Mexico edged the Cougars 78-74.

**Home Winning Streak 2**

BYU has defeated 26 straight nonconference opponents in the Marriott Center. The last non-league foe to win in Provo was the California Bears, who edged BYU 71-70 on Dec. 19, 1998. BYU has a 32-6 home record against nonconference teams under Steve Cleveland. BYU is 25-0 vs. non-MWC teams at home since the conference was founded in 1999. The Cougars are the only MWC team with an unbeaten home nonconference mark.

**From the Training Room**

Starting point guard Matt Montague broke his nose during practice on Christmas day. He has not missed any playing time. Reserve point guard Shawn Oponui will be out for approximately six weeks after reinjuring his left thumb Saturday vs. Idaho (torn ligaments). He originally suffered ligament damage in his thumb while playing three minutes at Utah State on Dec. 1. It is anticipated the freshman guard will be in a hard cast for the next four weeks and then a removable splint for two weeks.

**Hitting the Glass**

BYU has done a good job on the boards this year. BYU averages 36.2 rebounds while its opponents grab on average 29.6. BYU has out boarded its opponents in 10 games, including a slight 32-30 edge over USF Wednesday. BYU is 10-0 when winning the rebounding battle. The Cougars have only been out boarded once, 35-24 in its overtime loss to Utah State. The Cougars and UCSB each totaled 35 rebounds. BYU out boarded Fort Lewis, 47-17. BYU's 42-26 rebounding advantage over ASU was the third worst margin suffered by ASU coach Rob Evan's in his coaching career and his worst at ASU.

**2001-02 Schedule**

Date	Opponent	Time
Nov. 3	Varsity Preview	7 p.m.
Nov. 6	California All-Stars (exb.)	7 p.m.
Nov. 10	Worldwide (exb.)	4 p.m.
Nov. 17	at Univ. of San Diego	7 p.m.
Nov. 24	Arizona State (SWP)	4 p.m.
Nov. 28	at UC Santa Barbara	7 p.m.
Dec. 1	at Utah State (SWP)	8 p.m.
Dec. 5	Weber State	7 p.m.
Dec. 8	Creighton (SWP)	8 p.m.
Dec. 12	Fort Lewis (KBYU-TV)	7 p.m.
Dec. 15	University of Idaho (KBYU-TV)	4 p.m.
Dec. 22	v. Stanford in Las Vegas (ESPN)	9 p.m.
Dec. 27	Cal State Northridge	7 p.m.
Dec. 29	Southern Utah	4 p.m.
Jan. 2	Univ. of San Francisco	7 p.m.
Jan. 5	at Pepperdine (SWP/FSW2)	5 p.m.
Jan. 12*	San Diego State (SWP)	4 p.m.
Jan. 15*	UNLV (SWP)	7 p.m.
Jan. 19*	at New Mexico (ESPN+Plus)	1 p.m.
Jan. 21*	at Air Force ( SWP)	2 p.m.
Jan. 28*	at Utah (ESPN)	10 p.m.
Feb. 2*	Wyoming (ESPN+Plus)	1 p.m.
Feb. 4*	Colorado State (SWP)	8:30 p.m.
Feb. 9*	at UNLV	7:30 p.m.
Feb. 11*	at San Diego State (SWP)	7:30 p.m.
Feb. 16*	New Mexico (ESPN+Plus)	1 p.m.
Feb. 18*	Air Force (SWP)	8:30 p.m.
Feb. 23*	Utah (ESPN+Plus)	1 p.m.
Feb. 28*	at Wyoming (SWP)	9 p.m.
Mar. 2*	at Colorado State (SWP)	7 p.m.
Mar. 7-9	at MWC Tournament in Las Vegas	

\*Mountain West Conference game  
All times local to site/subject to change

**BYUOpponent 2001-02 Records**

(as of Jan. 3)

**Already faced ....**

San Diego	8-5
Arizona State	7-4
UC Santa Barbara	8-3
Utah State	10-1
Weber State	9-4
Creighton	7-4
Ft. Lewis	4-5
Idaho	3-8
Stanford	7-2
CSNorthridge	2-9
Southern Utah	3-9
San Francisco	4-8
Total record teams already played - (.537)	72-62

**Still ahead ....**

Pepperdine	6-6
Total all nonconference opponents - (.534)	78-68

**MWC teams ...**

San Diego State	9-4
UNLV	7-4
New Mexico	9-3
Air Force	6-6
Utah	9-3
Wyoming	9-4
Colorado State	7-6
Total record MWC opponents - (.651)	56-30
Total record all opponents - (.578)	134-98

**2001-02 Schedule Notes**

**BYU Record - Comparing Recent Starts**

With its 10-2 record, BYU is off to its best start since starting 12-2 in 1999-2000. With a win Saturday at Pepperdine, the Cougars could earn their 11th nonconference victory for the third straight season. Last year BYU was 11-4 entering MWC play and went on to a 24-9 record. In 1999-2000 the Cougars were 11-2 and finished 22-11.

**Tough MWC Play Ahead**

BYU's seven Mountain West opponents have combined (as of Jan. 3) to win 65 percent of their games so far this year. Including BYU, MWC teams have a 67 percent winning percentage in nonconference play. Including the Cougars, five of the eight teams have already won nine games and no team has a losing record (Air Force is 6-6). The league was predicted to be stronger top to bottom from last season. BYU was picked sixth in the preseason poll with Wyoming and Utah considered the top two teams to win the title this year.

**BYU Opponent Records**

Of the 20 opponents BYU will face this year, 13 have winning records as of Jan 3. Five have a losing record and two, Air Force and Pepperdine, are at .500. Overall, BYU's opponents have combined to win 58 percent of their games with the nonconference teams having a 78-68 record and MWC teams boasting a 56-30 record. The 12 teams BYU has played already have won 54 percent of their games (72-62).

**Last Year's Opponent Winning Percentages**

BYU's 13 nonconference opponents earned a combined 234-156 (.600) record last year for an average record of 18-12. Instate rivals Utah State, Utah, Southern Utah and Weber State combined for an 87-38 record, winning nearly 70 percent of their games and earning two NCAA and one NIT berth. Nine teams who qualified for a postseason (five NCAA, four NIT).

**Seven Conference Champions**

Seven conference champions, including Pac-10 champion Stanford, and 12 games against teams who qualified for postseason play last year highlight BYU's 2001-02 men's basketball schedule. Other conference champions include Creighton of the Missouri Valley Conference, Utah State of the Big West, Cal State Northridge of the Big Sky (playing in Big West this year), Southern Utah of the Mid-Continent Conference and fellow co-champions Utah and Wyoming of the Mountain West Conference. Pepperdine and New Mexico also advanced to post-season play in the NIT tournament. Pepperdine placed second in the WCC behind NCAA qualifier Gonzaga and earned a 22-9 record, including an NIT win in Laramie over Wyoming. The Waves enter their first year under former NBA player and coach Paul Westphal. New Mexico also advanced in the NIT, losing in the second round to Pepperdine. Including two exhibition contests, BYU has 29 games, including 17 in the Marriott Center, on its schedule. The MWC tournament is Mar. 7-9, at the Thomas & Mack Center in Las Vegas.

**Radio/TV**

All BYU games will be carried live on the Cougar Sports Radio Network, originating from KSL Newsradio 1160 AM in Salt Lake City. BYU is featured six times this season in the Mountain West television package with ESPN, ESPN2, ESPN Regional Television (ESPN+Plus) and ABC. The Cougars play twice on ESPN and four times on ESPN+Plus. An additional 12 BYU games are part of the SportsWest Productions' package and KBYU will produce two games for taped-delay broadcast. In all 21-of-27 regular season games are slated for television broadcast. BYU will also appear on Fox Sports West 2 against Pepperdine.

Roster Breakdown

Starters Returning (1)

Eric Nielsen F Sr. (6.2 ppg, 3.8 rpg)

Starters Lost (4)

Mekeli Wesley F Sr. (17.2 ppg, 5.5 rpg)  
 Terrell Lyday G Sr. (16.4 ppg, 2.8 rpg)  
 Trent Whiting G Sr. (14.2 ppg, 3.2 rpg)  
 Nathan Cooper F Sr. (4.5 ppg, 3.8 rpg)

Letterwinners Returning (8)

\*Mark Bigelow G/F So. (15.0 ppg, 6.3 rpg in 1998-99)  
 Daniel Bobik G So. (3.5 ppg, 1.4 rpg)  
 Travis Hansen F Jr. (5.5 ppg, 3.0 rpg)  
 Dan Howard C So. (0.9 ppg, 0.6 rpg)  
 ~Bart Jepsen F So. (1.2 ppg, 2.1 rpg in 1997-98)  
 Matt Montague G Sr. (2.2 ppg, 1.8 rpg, 2.9 apg)  
 Eric Nielsen F Sr. (6.2 ppg, 3.8 rpg)  
 #Jacob Chrisman F So. (2.8 ppg, 1.9 rpg)

Letterwinners Lost (9)

Mekeli Wesley F Sr. (17.2 ppg, 5.5 rpg)  
 Terrell Lyday G Sr. (16.4 ppg, 2.8 rpg)  
 Trent Whiting G Sr. (14.2 ppg, 3.2 rpg)  
 Nathan Cooper F Sr. (4.5 ppg, 3.8 rpg)  
 Nate Knight F/C Sr. (2.5 ppg, 2.5 rpg)  
 ##Derek Dawes C Fr. (1.1 ppg, 2.0 rpg)  
 Jordan Archibald G Fr. (0.1 ppg, 0.1 apg)  
 Ty Shippen G Jr. (0.6 ppg, 0.4 apg)  
 \*\*Michael Vranes G Sr. (8.0 ppg, 4.1 rpg in 1999-2000)

Redshirt Freshmen Returning (1)

Jesse Pinegar F 6-9 220 Fr.

Newcomers (9)

Jon Carlisle C 6-10 260 Jr.  
 Jared Jensen F/C 6-9 245 Fr.  
 Shawn Oponui G 5-11 175 Fr.  
 Jimmy Balderson G 6-5 200 Fr.  
 Terry Nashif G 5-11 170 Fr.  
 ^Ricky Bower G 6-4 185 Jr.  
 ^Jake Shoff F/C 6-8 255 Jr.  
 ^^ Dane Runia G 6-0 170 Fr.  
 ^^ Gifford Nielsen G 6-4 195 Fr.

On LDS Church Missions (5)

Austin Ainge G 6-1 Fr. Dom. Republic return - 2002-03  
 John Allen F 6-6 So. El Salvador return - 2002-03  
 Marc Roberts G 6-2 So. Argentina return - 2002-03  
 Derek Dawes C 6-11 So. New Hampshire return - 2003-04  
 Garner Meads F 6-8 Fr. Edmonton return - 2003-04

Notes:

\* Returning from mission for Church of Jesus Christ of Latter-day Saints  
 \*\* Missed last season with a foot injury, learned will also not play this year.  
 ~Redshirted last year  
 # Plans to sit out as redshirt to play full baseball season  
 ## Departed on mission for Church of Jesus Christ of Latter-day Saints  
 ^ Redshirting this season because of transfer rules  
 ^^ Freshmen will redshirt in 2001-02

Breakdown By Class

Seniors (2)  
 Juniors (1)  
 Sophomores (6)  
 Freshman (7)

Sagarin Ratings

BYU is currently ranked 36th and is the top-rated team in the Mountain West Conference in the Sagarin ratings. The MWC is ranked 7th in the latest ratings (Jan. 2). Below is a list of MWC teams in order of ranking (records reflect Division I games only). To see the latest Sagarin Rankings go to: <http://www.usatoday.com/sports/sagarin.htm>

Rk.	Team	Rating	W-L	Sched (Rank)	vs. top 10	vs. top 30
36	BYU	84.32	9-2	74.19 (171)	0-0	1-0
51	San Diego State	82.38	8-4	76.82 (64)	0-1	0-2
53	Utah	82.01	7-3	75.53 (114)	0-0	0-1
65	New Mexico	80.60	9-3	71.69 (271)	0-0	0-1
86	UNLV	78.68	7-4	74.22 (170)	0-1	0-1
97	Colorado State	78.14	6-6	76.47 (79)	0-0	0-0
109	Wyoming	77.39	8-4	71.16 (283)	0-0	0-2
204	Air Force	72.00	6-6	74.16 (172)	0-0	0-1

RPI Report

According to the CollegeRPI.com rankings (Jan. 3), BYU is the second-rated MWC team with a 39 RPI. Utah has a 36 RPI. The Mountain West Conference is rated 7th among the 32 conferences (and five independents).

School	Collegerpi.com
Utah	36
BYU	39
New Mexico	42
San Diego State	45
Colorado State	75
UNLV	106
Wyoming	197
Air Force	221

BYU in MWCStatistics (through games played Jan. 1)

Team

- BYU leads all MWC teams this year in scoring margin, (+12.8), free throw shooting (.792), three-point shooting (.426) and three-point percentage defense (.286).
- The Cougars rate second in scoring defense (62.8), field goal percentage defense (.390), defensive rebounds (27.82), field goal percentage (.495), and rebounding margin (+7.0). The Cougars are third in rebounding defense (29.5) and three-point field goals made per game (6.5).

Individual

- Matt Montague leads all MWC players in assists (7.2) and assist/turnover ration (2.63).
- Mark Bigelow is second in scoring (18.4), third in free throw percentage (.860), third in three-point field goals made per game (2.82) and fifth in three-point percentage (.484).
- Travis Hansen ranks second in defensive rebounds average (5.6), eighth in total rebounds average (7.0), seventh in scoring (15.0) and ninth in three-pointers made per game (1.36).
- Eric Nielsen is fifth in field goal percentage (.582).
- Daniel Bobik leads all MWC players in free throw percentage (.929) and is seventh in three-pointers made per game (1.55)
- Jared Jensen leads all MWC players in field goal percentage (.706), and is 10th in free throw percentage (.818).

BYU in NationalStatistics (latest release as of Dec. 17)

Team

- BYU is second in the nation in free throw shooting percentage, 19th in field goal percentage, 27th in three-point field goal percentage and 27th in scoring defense.

Individual

- Senior point guard Matt Montague is tied for third nationally in assists per game and Mark Bigelow is tied for 12 in free throw percentage.

## 2001-02 Numerical Roster

No.	Name	Pos.	Ht.	Wt.	Yr.	Exp.	Hometown (Previous School)	Player Note
2	Travis Hansen	G/F	6-6	210	Jr.	1L	Orem, Utah (Utah Valley State College)	• Leads team in rebounding (6.9), second in scoring (14.5)
3	Mark Bigelow	G/F	6-7	190	So.	1L	Olympia, Wash. (Olympia HS)	• 14-plus pts in 11 straight games, leading scorer (18.1)
4	Jesse Pinegar	F	6-9	220	Fr.	RS	Salt Lake City, Utah (Brighton HS)	• 5 limited appearances since return from shoulder surgery
10	Terry Nashif	G	5-10	165	Fr.	HS	Vancouver, Wash. (Evergreen HS)	• Freshman point had season-high 10 minutes v. SUU
12	Shawn Opunui	G	5-11	175	Fr.	HS	Orem, Utah (Orem HS)	• Will not play; out with torn ligaments in left thumb
20	Daniel Bobik	G	6-6	205	So.	1L	Newbury Park, Calif. (Newbury Park HS)	• Top reserve has made 20 straight FTs (9.3 ppg overall)
22	Jimmy Balderson	G	6-6	200	Fr.	HS	Magrath, Alberta (Magrath HS)	• Avg 34 ppg in HS; had 11 pts in 13 minutes vs. SUU
25	Eric Nielsen	F	6-9	215	Sr.	3L	Fremont, Calif. (Irvington HS)	• Three-year starter had career-high 29 pts vs. Stanford
31	Matt Montague	G	6-0	190	Sr.	3L	Louisville, Ky. (Male HS)	• 11 pts, 7 rbs, 7 assists, 5 steals, no turnovers vs. USF
32	Bart Jepsen	F	6-9	235	So.	1L	Roswell, N.M. (Roswell HS)	• Season-high 5 pts, career-best 2 assists vs. Ft. Lewis
34	Jacob Chrisman	F	6-8	225	So.	1L	Provo, Utah (Provo HS)	• Baseball pitcher likely to redshirt basketball season
40	Dan Howard	C	7-0	225	So.	1L	Kaysville, Utah (Davis HS)	• Limited action in 10 games, including 1 start
42	Jon Carlisle	C	6-10	260	So.	TR	Salt Lake City, Utah (Utah)	• Appeared in 7 games, including each of last six
52	Jared Jensen	F/C	6-9	245	Fr.	HS	West Haven, Utah (Fremont HS)	• Freshman has double-digit points in 5 of last 6 games

## Redshirting in 2001-02

5	^Jake Shoff	F/C	6-8	255	Jr.	TR	Alpine, Utah (Weber State)	• Transfer from Weber State must sit out this season
14	^Ricky Bower	G	6-4	185	Jr.	TR	Meridian, Idaho (Wisconsin)	• Transfer from Wisconsin must sit out this season
24	Gifford Nielsen	G	6-5	195	Fr.	HS	Sugar Land, Texas (Clements HS)	• All-District guard to sit out this season
13	Dane Runia	G	6-0	170	Fr.	HS	Provo, Utah (Timpview HS)	• All-State point guard will redshirt this season

Head Coach: Steve Cleveland (UC-Irvine, '76), 5th Year

Associate Head Coach: David Rose (Houston, '83)

Assistant Coaches: Andy Toolson (BYU, '90); John Wardenburg (BYU, '86)

Director of Basketball Operations: Nate Call (BYU, '93)

## BYU PLAYER SEASON &amp; CAREER HIGHS

#	Player	Points	Rebounds	Assists (^blocks/#steals)
2	HANSEN, Travis Career:	26 at Utah State same	15 vs. Arizona State same	3 vs. Elon College, SUU (2001) same
3	BIGELOW, Mark Career:	31 vs. Arizona State 33 at Washington State (1998-99)	7 vs. Weber State 14 (twice- 1998-99)	4 vs. Arizona State/^3 (twice) 6 (twice - 1998-99) / ^ same
4	PINEGAR, Jesse Career:	2 vs. SUU same	1 vs. Fort Lewis, Idaho, SUU same	1 vs. Fort Lewis / #2 vs. Idaho same
10	NASHIF, Terry Career:	3 vs. CSUN same	3 vs. SUU same	3 vs. Fort Lewis / # 1 vs. CSUN same
12	OPUNUI, Shawn Career:	6 vs. Fort Lewis same	4 vs. Fort Lewis same	10 vs. Fort Lewis / # 3 vs. Fort Lewis same
20	BOBIK, Daniel Career:	17 vs. Idaho, CSUN same	8 vs. Creighton same	4 vs. CSUN / #3 vs. CSUN / ^ 1 same (twice) / same
22	BALDERSON, Jimmy Career:	19 vs. Fort Lewis same	7 vs. Fort Lewis same	2 (twice) / #3 vs. Fort Lewis same
25	NIELSEN, Eric Career:	29 vs. Stanford same	8 vs. Weber State, USF 13 vs. South Alabama (2000-01)	3 vs. USF / ^ 2 vs. SUU, USF 4 at Utah (1997) / ^ same (12 times)
31	MONTAGUE, Matt Career:	11 at USD 15 vs. SMU (1997)	7 vs. Stanford, CSUN, USF 10 vs. Tulsa (1997)	15 vs. Idaho / # 5 vs. USF same / # same (twice)
32	JEPSEN, Bart Career:	5 vs. Fort Lewis 7 at UNLV (1998)	6 vs. Arizona State 9 vs. Washington (1997-98)	2 vs. Fort Lewis same, 2 vs. Washington (1997-98)
34	CHRISMAN, Jacob Career:	-- 15 vs. Elon College (2000-01)	-- 8 vs. San Diego State (2001)	-- 3 vs. Colorado State (2001)
40	HOWARD, Dan Career:	4 vs. Fort Lewis 6 vs. UC Riverside (1999-2000)	5 vs. Fort Lewis 5 vs. UC Riverside (1999-2000)	^ 1 vs. Fort Lewis, Weber State same / (^ 1, six times)
42	CARLISLE, Jon Career:	6 vs. Fort Lewis same	3 vs. vs. Fort Lewis, Idaho, USF same	1 v.USF/^ 2 vs. Fort Lewis, Idaho, USF same
52	JENSEN, Jared Career:	14 at UC Santa Barbara same	10 vs. Creighton, CSUN same	2 vs.Creighton/ ^2 vs. Idaho , #2 CSUN same



**MATT MONTAGUE / 6-0 • 190 • senior • point guard**

**CAPSULE:** Montague provides leadership at the point having started 69 times and played in all 104 games in his fourth year ... Last year he started 12 games, primarily before Trent Whiting joined the team in December, but still lead the team in assists (2.9) while playing mostly a reserve role ... He has led the team in assists during each of his three seasons ... A hard-nosed competitor, he sees the floor well and is a great transition passer.

Matt Montague has played the last three games with a broken nose, an injury he sustained late Christmas day during practice. He was the spark for BYU vs. USF Wednesday, leading the Cougars on both ends of the floor, tying his season high with 11 points with 7 assists and no turnovers in 39 minutes while equaling a career high defensively with five steals and tying a season high for rebounds with seven. He made a career-best two treys, something he has done three times in his career, two of those coming against San Francisco. In the past two seasons he has scored in double figures only three times, two of those coming against the Dons. He had two points and 10 assists in 30 minutes vs. Southern Utah. It is the third time this year Montague has reached double-digit assists in a game. He averages a MWC-best 7.2 assists per game on the year and was tied for third in assists in the last release of NCAA statistics (Nov. 17). He made a career-best eight free throws to seal the win for BYU vs. Stanford. He set a career-high with 15 assists vs. Idaho. It was the most assists by a Cougar in the last 25 years. He was one shy of the BYU and Marriott Center record of 16 assists set by Mike May vs. Niagara in 1976.



**CAREER HIGHS:**

POINTS: 15 vs. SMU  
 FG MADE: 6 vs. TCU  
 FG ATT: 12 vs. SDSU  
 FG%: .600 (6-10) vs. TCU  
 3FG MADE: 2 (three times)  
 3FG ATT: 4 (twice)  
 3FG%: 1.000 (2-2) vs. Elon, USF  
 FT MADE: 8 vs. Stanford  
 FT ATT: 12 vs. CS Fullerton  
 FT %: .875 (7-8) at San Diego  
 REB: 10 vs. Tulsa  
 ASSISTS: 15 vs. Idaho  
 STEALS: 5 vs. SUU, USF  
 BLOCKS: 1 vs. Boise State  
 MINUTES: 42 at Utah State

**Matt Montague – 2001-02 Game-by-Game**

Opponent	Date	GS	Min	TOTAL			3-PTS			REBOUNDS			A	TO	Bl	Stl	Pts	Avg							
				FG	FGA	Pct	3FG	3FGA	Pct	FT	FTA	Pct							Off	Def	Tot				
at University of San Diego	11-17-01	*	38	2	5	.400	0	1	.000	7	8	.875	0	2	2	2.0	3	0	8	3	0	2	11	11.0	
ARI ZONA STATE	11/24/12	*	40	0	2	.000	0	1	.000	2	2	1.000	0	4	4	3.0	2	0	6	5	0	0	2	6.5	
at UC Santa Barbara	11-28-01	*	38	4	7	.571	0	1	.000	0	2	.000	1	4	5	3.7	3	0	6	2	0	1	8	7.0	
at Utah State	12/1/01	*	42	1	5	.200	0	0	.000	0	0	.000	0	1	1	3.0	3	0	10	2	0	1	2	5.8	
WEBER STATE WILDCATS	12-05-01	*	39	3	7	.429	0	1	.000	2	2	1.000	1	1	2	2.8	2	0	7	1	0	1	8	6.2	
CREIGHTON	12/8/01	*	40	0	4	.000	0	2	.000	4	4	1.000	1	3	4	3.0	0	0	5	5	0	4	4	5.8	
FORT LEWIS COLLEGE	12/12/01	*	19	2	5	.400	1	4	.250	2	2	1.000	1	4	5	3.3	0	0	4	2	0	1	7	6.0	
IDAHO	12/15/01	*	33	2	4	.500	0	2	.000	0	0	.000	0	3	3	3.3	1	0	15	2	0	0	4	5.8	
vs Stanford	12/22/01	*	40	0	3	.000	0	0	.000	8	11	.727	1	6	7	3.7	0	0	4	1	0	0	8	6.0	
CAL STATE NORTHRIDGE	12/27/01	*	35	2	4	.500	0	1	.000	2	3	.667	0	7	7	4.0	1	0	4	3	0	2	6	6.0	
SOUTHERN UTAH UNIVERSITY	12/29/01	*	30	1	1	1.000	0	0	.000	0	0	.000	1	2	3	3.9	1	0	10	4	0	2	2	5.6	
UNIVERSITY OF SAN FRANCISCO	01/02/02	*	39	3	4	.750	2	2	1.000	3	4	.750	1	6	7	4.2	0	0	7	0	0	5	11	6.1	
<b>Totals</b>			12	433	20	51	.392	3	15	.200	30	38	.789	7	43	50	4.2	16	0	86	30	0	19	73	6.1

**TRAVIS HANSEN / 6-6 • 210 • junior • guard/forward**

**CAPSULE:** . After playing a supporting role in his first season at BYU last year, Hansen is playing a more significant role in 2001-02 ... With his increase in playing time, he has the talent to become an all-conference player ... He is very athletic ... His explosiveness gives him great potential as a scorer and rebounder ... He is most effective when slashing to the basket but has range from the three-point arc ... He was fifth in scoring last year (5.5) and also grabbed 3.0 boards per game ... He earned a starting job midway through the year before missing nine games in the middle of MWC play because of a fractured right foot. He played primarily a reserve role to senior Nathan Cooper after returning from his injury ... He started nine games and the Cougars had a 7-2 record in those games with losses at Colorado State and Wyoming, where he suffered the foot injury ... He played his freshman year at Utah Valley State College before going on a LDS Church mission ... He sat out a year as a redshirt before joining the Cougars in 2000-2001.

Hansen leads BYU in rebounding (6.9rpg) and is second in scoring (14.5 ppg). After playing 30 or more minutes in six of the first eight games, he has not reached 30 minutes in the last four straight contests. He has reached double figures in nine of 12 games, scoring nine points Wednesday vs. USF. He played a key defensive role against first-team All-American Casey Jacobsen of Stanford while adding a team-high 9 rebounds and 8 points. He had a team-high 18 points on 5-7 shooting along vs. Creighton. Hansen scored a career-high 26 points against Utah State in an overtime loss. His 10 field goals, three treys and 38 minutes were all career highs. He has two double-doubles, the first of his career, with 14 points and 10 rebounds at UC Santa Barbara and 18 points and a career-high 15 rebounds vs. Arizona State.



**CAREER HIGHS:**

POINTS: 26 at Utah State  
 FG MADE: 10 at Utah State  
 FG ATT: 16 vs. ASU, at UCSB  
 FG%: .857 (6-7) at Weber St.  
 3FG MADE: 3 at Utah State  
 3FG ATT: 6 vs. ASU  
 3FG%: .667 (2-3) v. Stanford  
 FT MADE: 9 at San Diego  
 FT ATT: 15 at San Diego  
 FT %: 1.000 (6-6) vs. ASU  
 REB: 15 vs. ASU  
 ASSISTS: 5 vs. UNLV  
 STEALS: 2 (3 times)  
 BLOCKS: 2 at San Diego  
 MINUTES: 38 at Utah State

**Travis Hansen – 2001-02 Game-by-Game**

Opponent	Date	GS	Min	TOTAL			3-PTS			REBOUNDS			A	TO	Bl	Stl	Pts	Avg							
				FG	FGA	Pct	3FG	3FGA	Pct	FT	FTA	Pct							Off	Def	Tot				
at University of San Diego	11-17-01	*	37	6	11	.545	0	1	.000	9	15	.600	1	7	8	8.0	4	0	1	3	2	1	21	21.0	
ARI ZONA STATE	11/24/12	*	31	5	16	.313	2	6	.333	6	6	1.000	5	10	15	11.5	4	0	0	5	0	0	18	19.5	
at UC Santa Barbara	11-28-01	*	36	4	16	.250	2	4	.500	4	4	1.000	2	8	10	11.0	3	0	2	1	0	0	14	17.7	
at Utah State	12/1/01	*	38	10	15	.667	3	5	.600	3	4	.750	2	3	5	9.5	4	0	1	1	0	0	26	19.8	
WEBER STATE WILDCATS	12-05-01	*	23	3	7	.429	1	2	.500	0	0	.000	2	4	6	8.8	4	0	1	3	0	0	7	17.2	
CREIGHTON	12/8/01	*	34	5	7	.714	1	1	1.000	7	9	.778	1	4	5	8.2	1	0	1	4	1	0	18	17.3	
FORT LEWIS COLLEGE	12/12/01	*	19	6	8	.750	0	1	.000	3	4	.750	1	6	7	8.0	2	0	2	2	0	0	15	17.0	
IDAHO	12/15/01	*	33	3	8	.375	2	4	.500	3	5	.600	0	4	4	7.5	4	0	1	0	1	0	11	16.3	
vs Stanford	12/22/01	*	25	3	7	.429	2	3	.667	0	1	.000	0	9	9	7.7	5	1	0	2	0	0	8	15.3	
CAL STATE NORTHRIDGE	12/27/01	*	26	2	8	.250	0	2	.000	7	8	.875	1	3	4	7.3	3	0	1	1	0	0	11	14.9	
SOUTHERN UTAH UNIVERSITY	12/29/01	*	24	5	10	.500	2	5	.400	4	4	1.000	0	4	4	7.0	4	0	3	3	0	0	16	15.0	
UNIVERSITY OF SAN FRANCISCO	01/02/02	*	27	2	7	.286	1	4	.250	4	4	1.000	2	4	6	6.9	4	0	2	2	1	1	9	14.5	
<b>Totals</b>			12	353	54	120	.450	16	38	.421	50	64	.781	17	66	83	6.9	42	1	15	27	5	2	174	14.5

**MARK BIGELOW / 6-7 • 190 • sophomore • guard/forward**

**CAPSULE** – Bigelow could be one of the top performers in the Mountain West if he returns to his pre-mission form ... So far he has proved capable of returning to his pre-mission form ... He was BYU's leading scorer (15.0) and rebounder (6.3) in 1998-99 before going on a two-year LDS Church mission to Ft. Lauderdale, Fla. ... He returned from his mission in June having grown an inch to 6-7 ... He is an excellent shooter and extremely intelligent player ... A gifted offensive player with a great mid-range game ... He moves well without the ball ... He was the 1999 WAC Pacific Division Freshman of the Year, All-WAC Second Team and All-Newcomer Team.

Mark Bigelow leads BYU in scoring at 18.1 ppg. He has made a three in all 12 games this year, the fourth longest streak in BYU history. In addition to being BYU's leading scorer, he has been the team's most consistent offensive threat, totaling 14 or more points in 11 straight games after scoring nine points in the season-opener before fouling out. He has scored 20 or more points four times, including a BYU season-high 31 vs. ASU. He had a game-high 27 points vs. CSUN. He matched a career high with 20 attempts vs. CSUN and set a new career high with 10 three-point attempts. He had game highs of 20 points and 6 rebounds while equaling a career-best five treys vs. Southern Utah last week. He scored half of BYU's points in the first half of each game last week, scoring 17 points in the first half of both games. Last week he averaged 23.5 points and 4.0 rebounds while shooting 50 percent from both the floor and from three-point range, making 4.5 treys/game. He had a team-high 15 points vs. USF Wednesday.



**CAREER HIGHS:**

POINTS: 33 at Washington St.  
 FG MADE: 11 at Washington St.  
 FG ATT: 20 at Wash. St., CSUN  
 FG%: .800 (8-10) vs. UTEP  
 3FG MADE: 5 vs. La Tech, SUU  
 3FG ATT: 10 vs. CSUN  
 3FG%: .750 (3-4) at Wash. St.  
 FT MADE: 11 (twice)  
 FT ATT: 11 (twice)  
 FT %: 1.000 (11-11) (twice)  
 REB: 14 (twice)  
 ASSISTS: 6 (twice)  
 STEALS: 9 vs. Arizona  
 BLOCKS: 3 at UCSB, v. Creighton  
 MINUTES: 42 vs. Arizona

**Mark Bigelow – 2001-02 Game-by-Game**

Opponent	Date	GS	Min	TOTAL			3-PTS			REBOUNDS															
				FG	FGA	Pct	3FG	3FGA	Pct	FT	FTA	PctOff	Def	Tot	Avg	PF	FO	A	TO	Bl	kStl	Pts	Avg		
at University of San Diego	11-17-01	*	23	3	10	.300	1	3	.333	2	2	1.000	0	2	2	2.0	5	1	3	2	0	0	9	9.0	
ARI ZONA STATE	11/24/12	*	37	9	17	.529	4	8	.500	9	10	.900	1	2	3	2.5	2	0	4	2	0	0	31	20.0	
at UC Santa Barbara	11-28-01	*	34	5	13	.385	4	6	.667	1	1	1.000	0	5	5	3.3	1	0	1	5	3	0	15	18.3	
at Utah State	12/1/01	*	28	5	12	.417	3	7	.429	8	9	.889	2	0	2	3.0	5	1	1	2	0	2	21	19.0	
WEBER STATE WILDCATS	12-05-01	*	31	5	12	.417	2	6	.333	2	2	1.000	3	4	7	3.8	3	0	3	2	0	0	14	18.0	
CREIGHTON	12/8/01	*	35	5	11	.455	2	4	.500	5	6	.833	0	0	0	3.2	3	0	1	3	3	2	17	17.8	
FORT LEWIS COLLEGE	12/12/01	*	19	4	5	.800	1	2	.500	5	5	1.000	0	1	1	2.9	1	0	1	2	0	1	14	17.3	
IDAHO	12/15/01	*	24	4	7	.571	3	6	.500	8	8	1.000	0	4	4	3.0	3	0	1	2	0	1	19	17.5	
vs Stanford	12/22/01	*	37	4	9	.444	2	4	.500	5	8	.625	0	5	5	3.2	2	0	0	2	0	0	15	17.2	
CAL STATE NORTHRI DGE	12/27/01	*	35	10	20	.500	4	10	.400	3	4	.750	0	2	2	3.1	0	0	1	2	0	0	27	18.2	
SOUTHERN UTAH UNI VERSI TY	12/29/01	*	30	7	14	.500	5	8	.625	1	2	.500	2	4	6	3.4	0	0	2	3	0	0	20	18.4	
UNI VERSI TY OF SAN FRANCI SCO	01/02/02	*	34	4	11	.364	1	3	.333	6	6	1.000	0	2	2	3.3	0	0	1	0	0	0	15	18.1	
Totals			12	367	65	141	.461	32	67	.478	55	63	.873	8	31	39	3.3	25	2	19	27	6	6	217	18.1

**ERIC NIELSEN / 6-9 • 215 • senior • forward**

**CAPSULE** – A three-year starter, Nielsen will play a big role for the Cougars in 2001-02 with the loss of the team's other four starters ... An intelligent player with a good mid-range jumper, his 56.3 career field goal percentage ranks third all-time at BYU ... Nielsen and teammate Matt Montague were all freshmen members of the 1996-97 BYU team that finished 1-25 .... After returning from his mission, Nielsen has played the past two seasons for coach Cleveland , helping the Cougars earn a combined 46-20 record and two postseason tournament berths ... He is Academic All-MWC and a Cougar Scholar Athlete.

Nielsen is third on the team in scoring (10.4 ppg) and is second in rebounds (5.5 rpg). He had 12 points, a game-high 8 boards, a season-high 3 assists and tied a career-best 2 blocks vs. USF Wednesday. He has reached double-figure points in five games. After scoring a season-low 2 points against Idaho in 25 minutes, taking only two shots, he scored a career-high 29 points vs. Stanford, taking a career-high 16 attempts while making a personal-best 11 shots. He had 14 points, 8 boards and 2 assists vs. Weber State. He had 14 at Utah State and had a then career-high 19 points vs. ASU in BYU's home opener (his prior best was 17 against Utah at the Thomas & Mack Center in the 2000 MWC tournament in Las Vegas). This year against ASU, he went 8-11 from the floor. Last year the most shots he took in a game was eight, when he averaged 3.8 shot attempts per game. This year he is taking 7.3 shots per game. He ranks third all-time at BYU in career field goal percentage and is making 58.6 percent of his shots so far this year.



**CAREER HIGHS:**

POINTS: 29 vs. Stanford  
 FG MADE: 11 vs. Stanford  
 FG ATT: 16 vs. Stanford  
 FG%: 1.000 (6-6) (twice)  
 3FG MADE: 2 vs. Stanford  
 3FG ATT: 5 at Utah  
 3FG%: 1.000 (2-2) vs. Stanford  
 FT MADE: 7 vs. SUU  
 FT ATT: 8 (twice)  
 FT %: 1.000 (5-5) vs. Stanford  
 REB: 13 vs. S. Alabama  
 ASSISTS: 4 at Utah  
 STEALS: 3 (twice)  
 BLOCKS: 2 (12 times)  
 MINUTES: 39 vs. Utah

**Eric Nielsen – 2001-02 Game-by-Game**

Opponent	Date	GS	Min	TOTAL			3-PTS			REBOUNDS															
				FG	FGA	Pct	3FG	3FGA	Pct	FT	FTA	PctOff	Def	Tot	Avg	PF	FO	A	TO	Bl	kStl	Pts	Avg		
at University of San Diego	11-17-01	*	38	3	7	.429	0	0	.000	2	2	1.000	1	6	7	7.0	2	0	0	2	0	0	8	8.0	
ARI ZONA STATE	11/24/12	*	38	8	11	.727	0	0	.000	3	5	.600	4	2	6	6.5	3	0	1	2	0	2	19	13.5	
at UC Santa Barbara	11-28-01	*	24	1	4	.250	0	1	.000	1	1	1.000	2	2	4	5.7	4	0	1	5	0	1	3	10.0	
at Utah State	12/1/01	*	30	5	8	.625	0	0	.000	4	4	1.000	1	3	4	5.3	4	0	0	1	0	0	14	11.0	
WEBER STATE WILDCATS	12-05-01	*	35	6	10	.600	1	1	1.000	1	2	.500	0	8	8	5.8	3	0	2	2	0	0	14	11.6	
CREIGHTON	12/8/01	*	36	4	8	.500	0	0	.000	1	3	.333	1	4	5	5.7	1	0	2	2	0	0	9	11.2	
FORT LEWIS COLLEGE	12/12/01	*	19	2	3	.667	0	0	.000	2	2	1.000	2	2	4	5.4	3	0	2	2	0	0	4	10.1	
IDAHO	12/15/01	*	25	1	2	.500	0	0	.000	0	0	.000	0	4	4	5.3	0	0	0	1	0	0	2	9.1	
vs Stanford	12/22/01	*	38	11	16	.688	2	2	1.000	5	5	1.000	2	4	6	5.3	4	0	2	3	0	0	29	11.3	
CAL STATE NORTHRI DGE	12/27/01	*	34	2	7	.286	0	0	.000	1	1	1.000	0	6	6	5.4	3	0	0	0	0	0	5	10.7	
SOUTHERN UTAH UNI VERSI TY	12/29/01	*	25	3	3	1.000	0	0	.000	0	0	.000	2	2	4	5.3	4	0	1	3	2	0	6	10.3	
UNI VERSI TY OF SAN FRANCI SCO	01/02/02	*	37	5	8	.625	0	0	.000	2	3	.667	1	7	8	5.5	3	0	3	1	2	0	12	10.4	
Totals			12	379	51	87	.586	3	4	.750	20	26	.769	16	50	66	5.5	34	0	14	24	4	3	125	10.4

**JARED JENSEN / 6-9 • 245 • freshman • center**

**CAPSULE:** Jensen earned the 2001 Deseret News Mr. Basketball Award after scoring 25.8 points and pulling down 13 rebounds per game this past season at Fremont High School (Utah). He averaged 17 points and 10 rebounds per game as a high school junior when he also earned Salt Lake Tribune and Deseret News All-State honors. He is a talented offensive player in the low-post who can also score with his jumper. He should get the opportunity to play as a freshman with the loss of 2001 Mountain West Conference Player of the Year Mekeli Wesley in the post.

Jensen has become a consistent offensive threat inside the last six games, reaching double figures in five of those games while averaging 11.7 ppg. In his first six games as a collegian, he reached double-digit points once and averaged 6.5 ppg. He is fifth on the team overall at 9.1 ppg. He is shooting a MWC-best 67.2 percent from the floor. He had a career-high 10 attempts, scoring 10 points vs. USF. He equaled his career high with 14 second-half points vs. Southern Utah. Jensen had his first career double-double with 13 points and 10 rebounds vs. CSUN, also had career-best 10 boards vs. Creighton. Last week he averaged 13.5 points and 7.5 rebounds for the week while shooting 83.3 percent (10-12) from the floor and 77.8 percent (7-9) from the line. He also had a career-best 2 steals vs. CSUN. He had 12 points vs. Idaho and vs. Fort Lewis. He had a career-high 14 points on 4-5 shooting and 6-8 from the line at UCSB. In his first career start vs. Arizona State, he played 15 minutes and had 4 points, 2 rebounds and 1 assist.



**CAREER HIGHS:**

POINTS: 14 at UCSB, vs. SUU  
 FG MADE: 5 (four times)  
 FG ATT: 10 vs. USF  
 FG%: 1.000 (4-4) vs. Idaho  
 3FG MADE: --  
 3FG ATT: --  
 3FG%: --  
 FT MADE: 6 at UCSB  
 FT ATT: 8 at UCSB  
 FT %: 1.000 (4-4) vs. Idaho  
 REB: 10 vs. Creighton, CSUN  
 ASSISTS: 2 vs. Creighton  
 STEALS: 2 vs. CSUN  
 BLOCKS: 2 vs. Idaho  
 MINUTES: 32 at UCSB

**Jared Jensen – 2001-02 Game-by-Game**

Opponent	Date	GS	Min	TOTAL			3-PTS			REBOUNDS																	
				FG	FGA	Pct	3FG	FGA	Pct	FT	FTA	Pct	Off	Def	Tot	Avg	PF	FO	A	TO	Bl	kStl	Pts	Avg			
at University of San Diego	11-17-01		9	2	2	1.000	0	0	.000	2	2	1.000	2	2	1.000	2	2	4	4.0	5	1	0	0	0	0	6	6.0
ARIZONA STATE	11/24/12	*	15	2	3	.667	0	0	.000	0	0	.000	0	2	2	3.0	3	0	1	0	0	0	0	0	4	5.0	
at UC Santa Barbara	11-28-01	*	32	4	5	.800	0	0	.000	6	8	.750	0	0	0	2.0	4	0	2	0	0	2	0	0	14	8.0	
at Utah State	12/1/01	*	26	2	2	1.000	0	0	.000	0	0	.000	0	1	1	1.8	1	0	0	1	0	1	0	1	4	7.0	
WEBER STATE WILDCATS	12-05-01	*	20	3	7	.429	0	0	.000	1	1	1.000	0	2	2	1.8	1	0	0	1	1	1	1	1	7	7.0	
CREIGHTON	12/8/01	*	18	2	4	.500	0	0	.000	0	0	.000	1	9	10	3.2	4	0	2	0	1	0	4	6.5			
FORT LEWIS COLLEGE	12/12/01	*	16	5	7	.714	0	0	.000	2	3	.667	0	1	1	2.9	0	0	0	0	0	0	0	0	12	7.3	
IDAHO	12/15/01	*	20	4	4	1.000	0	0	.000	4	4	1.000	0	4	4	3.0	1	0	0	1	2	0	0	12	7.9		
vs Stanford	12/22/01	*	19	2	5	.400	0	0	.000	5	6	.833	2	0	2	2.9	3	0	0	1	0	0	0	9	8.0		
CAL STATE NORTHRI DGE	12/27/01	*	25	5	6	.833	0	0	.000	3	4	.750	6	4	10	3.6	4	0	1	1	1	2	13	8.5			
SOUTHERN UTAH UNIVERSTY	12/29/01	*	24	5	6	.833	0	0	.000	4	5	.800	1	4	5	3.7	3	0	0	2	0	1	14	9.0			
UNIVERSITY OF SAN FRANCISCO	01/02/02	*	27	5	10	.500	0	0	.000	0	0	.000	1	1	2	3.6	1	0	0	1	1	1	10	9.1			
<b>Totals</b>			11	251	41	61	.672	0	0	.000	27	33	.818	13	30	43	3.6	30	1	4	10	6	6	109	9.1		

**DANIEL BOBIK / 6-6 • 205 • sophomore • guard**

**CAPSULE:** Bobik averaged 3.5 points and 10.4 minutes while playing in 28 of 33 games last year as a freshman ... He has good offensive instincts and size on the guardline ... He will get playing time as a sophomore with the loss of BYU's all-conference guard line of Trent Whiting and Terrell Lyday ... He has good range and is a crafty passer with good court awareness ... He could play some point but is primarily a wing player ... He enrolled at BYU for his freshman season after returning from an LDS Church mission to the Dominican Republic ... He and Mark Bigelow were the first recruits to sign with BYU under Steve Cleveland.

Bobik plays the sixth-man role. He is averaging 21.7 minutes, 9.3 points and 3.3 rebounds. He has made 20 straight free throws but has not had an attempt in the last two games. The all-time BYU record is 32, set by Michael Smith. Bobik hasn't missed a free throw since the Arizona State game. He set career bests with in free throws made, attempted and percentage going 8-8 vs. Cal State Northridge. Bobik has scored in double digits in five games. He reached double digits in three straight games with a career-high 17 against Idaho, 10 against Stanford and 17 again vs. CS Northridge. Bobik also set career highs vs CSUN with four assists and three steals. He shoots a MWC-best 92.9 percent from the line. He is fourth on the team in scoring. He had a career-best 8 rebounds vs. Creighton. He had 13 points at Utah State. He played a career-high 33 minutes with 12 points and four rebounds in the season-opener at USD.



**CAREER HIGHS:**

POINTS: 17 vs. Idaho, CSUN  
 FG MADE: 5 vs. Elon, Idaho  
 FG ATT: 12 at Utah State  
 FG%: .625 (5-8) vs. Idaho  
 3FG MADE: 5 vs. Idaho  
 3FG ATT: 7 vs. Idaho  
 3FG%: .714 (5-7) vs. Idaho  
 FT MADE: 8 vs. CSUN  
 FT ATT: 8 vs. TAMCC, CSUN  
 FT %: 1.000 (8-8) vs. CSUN  
 REB: 8 vs. Creighton  
 ASSISTS: 4 vs. CSUN  
 STEALS: 3 vs. CSUN  
 BLOCKS: 1 (5 times)  
 MINUTES: 33 at San Diego

**Daniel Bobik – 2001-02 Game-by-Game**

Opponent	Date	GS	Min	TOTAL			3-PTS			REBOUNDS															
				FG	FGA	Pct	3FG	FGA	Pct	FT	FTA	Pct	Off	Def	Tot	Avg	PF	FO	A	TO	Bl	kStl	Pts	Avg	
at University of San Diego	11-17-01		33	3	7	.429	2	5	.400	4	4	1.000	1	3	4	4.0	4	0	2	4	0	2	12	12.0	
ARIZONA STATE	11/24/12		19	1	2	.500	1	2	.500	4	6	.667	0	2	2	3.0	2	0	1	2	1	1	7	9.5	
at UC Santa Barbara	11-28-01		17	2	7	.286	0	2	.000	0	0	.000	1	4	5	3.7	2	0	0	2	0	2	4	7.7	
at Utah State	12/1/01		25	5	12	.417	3	6	.500	0	0	.000	1	3	4	3.8	4	0	3	2	0	0	13	9.0	
WEBER STATE WILDCATS	12-05-01		26	4	10	.400	1	4	.250	0	0	.000	1	1	2	3.4	1	0	2	0	1	2	9	9.0	
CREIGHTON	12/8/01		25	2	4	.500	0	0	.000	3	3	1.000	0	8	8	4.2	2	0	1	1	0	0	7	8.7	
FORT LEWIS COLLEGE	12/12/01		18	2	3	.667	1	2	.500	2	2	1.000	0	1	1	3.7	0	0	1	1	0	0	7	8.4	
IDAHO	12/15/01		19	5	8	.625	5	7	.714	2	2	1.000	0	3	3	3.6	2	0	2	1	0	1	17	9.5	
vs Stanford	12/22/01		21	3	7	.429	1	2	.500	3	3	1.000	1	3	4	3.7	2	0	2	1	0	0	10	9.6	
CAL STATE NORTHRI DGE	12/27/01		23	4	9	.444	1	4	.250	8	8	1.000	1	3	4	3.7	1	0	4	4	0	3	17	10.3	
SOUTHERN UTAH UNIVERSTY	12/29/01		18	2	4	.500	2	3	.667	0	0	.000	0	0	0	3.4	0	0	2	1	1	0	6	9.9	
UNIVERSITY OF SAN FRANCISCO	01/02/02		16	1	6	.167	0	4	.000	0	0	.000	0	2	2	3.3	2	0	2	4	0	2	2	9.3	
<b>Totals</b>			0	260	34	79	.430	17	41	.415	26	28	.929	6	33	39	3.3	22	0	22	23	3	13	111	9.3



**BART JEPSEN / 6-9 • 235 • redshirt sophomore • forward**

**CAPSULE:** Jepsen redshirted last season after returning from an LDS Church mission ... He had suffered a severe break of his leg on his mission ... He will likely play a significant role in the middle as a rebounder and defender who can run the floor well ... A strong physical presence and good rebounder, he could play a role similar to that of outgoing senior Nate Knight , primarily as a rebounder and defender ... Before a two-year LDS Church mission, Jepsen started nine times while playing 27 games as a freshman in 1997-98 in Cleveland's first season ... He is the younger brother of former Cougar center Bret Jepsen.

Jepsen has appeared in all 12 games off the bench, averaging 9.8 minutes per game. He played only one minute, a season low, vs. USF Wednesday after playing 11 minutes with three boards vs. Southern Utah. He played a season-high 22 minutes at Utah State. He had a season-high 5 points vs. Fort Lewis. His rebound high is 6 vs. Arizona State. He has not attempted a shot in the last three games and takes just over one shot per game on average.



**CAREER HIGHS:**

POINTS: 7 at UNLV  
 FG MADE: 3 at UNLV  
 FG ATT: 8 at UNLV  
 FG%: .667 (2-3) (twice)  
 3FG MADE: 1 at UNLV  
 3FG ATT: 4 at UNLV  
 3FG%: .250 (1-4) at UNLV  
 FT MADE: 4 vs. Air Force  
 FT ATT: 4 vs. Air Force  
 FT %: 1.000 (4-4) vs. Air Force  
 REB: 9 vs. Washington  
 ASSISTS: 2 (twice)  
 STEALS: 2 (twice)  
 BLOCKS: 3 vs. UTEP  
 MINUTES: 35 at Tulsa

**Bart Jepsen – 2001-02 Game-by-Game**

Opponent	Date	GS	Min	TOTAL		3-PTS		FT	FTA	REBOUNDS			Avg	PF	FO	A	TO	Blk	Stl	Pts	Avg				
				FG	FGA	Pct	3FGFGA			Pct	Pct	Off										Def	Tot		
at University of San Diego	11-17-01	3	0	0	.000	0	0	.000	0	0	1	0	1	1.0	1	0	0	0	0	0	0.0				
ARIZONA STATE	11/24/12	20	0	4	.000	0	0	.000	1	2	.500	1	5	6	3.5	5	1	0	3	0	1	0.5			
at UC Santa Barbara	11-28-01	18	0	0	.000	0	0	.000	0	0	.000	1	4	5	4.0	1	0	0	0	0	0	0.3			
at Utah State	12/1/01	22	0	2	.000	0	0	.000	0	0	.000	1	2	3	3.8	2	0	0	1	1	0	0.3			
WEBER STATE WILDCATS	12-05-01	5	0	0	.000	0	0	.000	0	0	.000	1	0	1	3.2	1	0	0	0	0	0	0.2			
CREIGHTON	12/8/01	11	1	2	.500	0	0	.000	0	0	.000	1	1	2	3.0	4	0	0	1	0	0	0.5			
FORT LEWIS COLLEGE	12/12/01	11	2	3	.667	0	0	.000	1	1	1.000	1	2	3	3.0	3	0	2	1	0	0	1.1			
IDAHO	12/15/01	8	1	1	1.000	0	0	.000	0	0	.000	0	1	1	2.8	0	0	0	0	0	0	1.3			
vs Stanford	12/22/01	4	0	1	.000	0	0	.000	0	0	.000	0	1	1	2.6	1	0	0	0	0	0	1.1			
CAL STATE NORTHRI DGE	12/27/01	4	0	0	.000	0	0	.000	0	0	.000	0	0	0	2.3	0	0	0	0	0	0	1.0			
SOUTHERN UTAH UNIVERSITY	12/29/01	11	0	0	.000	0	0	.000	0	0	.000	0	3	3	2.4	3	0	0	1	0	0	0.9			
UNIVERSITY OF SAN FRANCISCO	01/02/02	1	0	0	.000	0	0	.000	0	0	.000	0	0	0	2.2	0	0	0	0	0	0	0.8			
<b>Totals</b>			0	118	4	13	.308	0	0	.000	2	3	.667	7	19	26	2.2	21	1	2	7	1	0	10	0.8

**JESSE PINEGAR / 6-9 • 220 • redshirt freshman • forward**

**CAPSULE:** Pinegar redshirted last year after coming to BYU as one of the Cougars' top recruits and the first of BYU's top-20 recruiting class to commit to the Cougars ... He was rated the top center in the West as a junior and sat out his senior year of high school after shoulder surgery ...An extremely skilled offensive player, he was expected to play a strong role for BYU this season but again injured his left (non dominant) shoulder in June ... He played for the first time last week, appearing in both games in a limited role ... He had not been able to practice since June ... His latest surgery should completely repair the injury but he still has some pain ... He is a mobile, athletic player, he can play several positions and has excellent range beyond the three-point line ... He is an outstanding passer and a very skilled young offensive post player ... He made significant strides in the weight room this past season before the injury .... He has the tools to play a significant role once healthy but is not in condition to compete at this point.

Redshirt Freshman Jesse Pinegar has played in five games since being cleared by doctors (shoulder surgery in June). It was his first action since his junior year of high school. He sat out his senior year after shoulder surgery and then redshirted last season at BYU. He injured his shoulder again this summer and had surgery in June. Pinegar scored the first points of his collegiate career vs. Southern Utah. He scored with about a minute to play on running one-hand baseline jumper. He played a season-high seven minutes with 1 rebound and 1 assist vs. Fort Lewis in his first career appearance. He appeared only briefly vs. USF Wednesday.



**CAREER HIGHS:**

POINTS: 2 vs. SUU  
 FG MADE: 1 vs. SUU  
 FG ATT: 2 vs. Fort Lewis, SUU  
 FG%: .500 (1-2) vs. SUU  
 3FG MADE: --  
 3FG ATT: 1 vs. SUU  
 3FG%: --  
 FT MADE: --  
 FT ATT: --  
 FT %: --  
 REB: 1 (three times)  
 ASSISTS: 1 at Fort Lewis  
 STEALS: 2 vs. Idaho  
 BLOCKS: --  
 MINUTES: 7 vs. Fort Lewis

**Jesse Pinegar – 2001-02 Game-by-Game**

Opponent	Date	GS	Min	TOTAL		3-PTS		FT	FTA	REBOUNDS			Avg	PF	FO	A	TO	Blk	Stl	Pts	Avg			
				FG	FGA	Pct	3FGFGA			Pct	Pct	Off										Def	Tot	
FORT LEWIS COLLEGE	12/12/01	7	0	2	.000	0	0	.000	0	0	.000	0	1	1	1.0	1	0	1	1	0	0	0.0		
IDAHO	12/15/01	5	0	1	.000	0	0	.000	0	0	.000	0	1	1	1.0	0	0	1	1	0	0	0.0		
CAL STATE NORTHRI DGE	12/27/01	2	0	0	.000	0	0	.000	0	0	.000	0	0	0	0.7	0	0	0	0	0	0	0.0		
SOUTHERN UTAH UNIVERSITY	12/29/01	3	1	2	.500	0	1	.000	0	0	.000	0	1	1	0.8	0	0	0	0	0	0	0.5		
UNIVERSITY OF SAN FRANCISCO	01/02/02	1	0	0	.000	0	0	.000	0	0	.000	0	0	0	0.6	0	0	0	0	0	0	0.4		
<b>Totals</b>			0	18	1	5	.200	0	1	.000	0	0	.000	0	3	3	0.6	1	0	1	2	0	2	0.4



**DAN HOWARD / 7-0 • 225 • sophomore • center**

**CAPSULE:** Howard played in 14 games last year in limited action ... The tallest player on the roster, he has a nice touch for a big man ... He entered the year having made 8-of-11 field goal attempts as a Cougar ... A hard worker, he has a knack for the ball and could be a factor in inside this year, especially with the Cougars' losses in the post ... He has not had the opportunity to play a lot of consistent minutes (he played a career-best 12 minutes at San Francisco last year) since last playing for his high school team in 1996.

Howard has appeared in 10 games overall, playing 5.2 minutes per game. He started the season-opener at USD, the first start of his career. He played seven minutes, with one rebound. He played only 2 minutes vs. USF Wednesday. He played 5 minutes vs. SUU (1 point) and 3 minutes vs. CSUN, scoring 2 points. He made his first two free throws of the season and set a career best with the two makes vs. CSUN. He played 2 minutes vs. Stanford with one rebound. He had 4 points and 5 boards vs. Fort Lewis and had 3 rebounds and 2 blocks vs. Idaho in the most action he has seen this year. He played a career-high 13 minutes in each game. Last year he played 12 minutes at San Francisco. He is a career 10-15 from the floor in his two seasons, including 2-4 this year.



**CAREER HIGHS:**  
 POINTS: 6 vs. UC Riverside  
 FG MADE: 3 vs. UC Riverside  
 FG ATT: 3 vs. UC Riverside  
 FG%: 1.000 (3-3) vs. UC Riverside  
 3FG MADE: --  
 3FG ATT: --  
 3FG%: --  
 FT MADE: 2 at USF, vs. CSUN  
 FT ATT: 2 (four times)  
 FT %: 1.000 (2-2) at USF, v. CSUN  
 REB: 5 (twice)  
 ASSISTS: --  
 STEALS: --  
 BLOCKS: 2 vs. Idaho  
 MINUTES: 13 (twice)

**Dan Howard – 2001-02 Game-by-Game**

Opponent	Date	GS	Min	TOTAL			3-PTS			REBOUNDS											Pts	Avg		
				FG	FGA	Pct	3FG	3FGA	Pct	FT	FTA	Pct	Off	Def	Tot	Avg	PF	FO	A	TO			Blk	Stl
at University of San Diego	11-17-01	*	7	0	0	.000	0	0	.000	0	0	.000	0	1	1	1.0	1	0	0	1	0	0	0	0.0
at Utah State	12/1/01		2	0	0	.000	0	0	.000	0	0	.000	0	0	0	0.5	1	0	0	0	0	0	0	0.0
WEBER STATE WILDCATS	12-05-01		4	0	0	.000	0	0	.000	0	0	.000	1	0	1	0.7	2	0	0	0	1	0	0	0.0
CREIGHTON	12/8/01		1	0	0	.000	0	0	.000	0	0	.000	0	0	0	0.5	1	0	0	0	0	0	0	0.0
FORT LEWIS COLLEGE	12/12/01		13	2	2	1.000	0	0	.000	0	0	.000	2	3	5	1.4	1	0	0	0	1	0	4	0.8
IDAHO	12/15/01		13	0	1	.000	0	0	.000	0	0	.000	1	2	3	1.7	0	0	0	1	2	0	0	0.7
vs Stanford	12/22/01		2	0	1	.000	0	0	.000	0	0	.000	1	0	1	1.6	0	0	0	0	0	0	0	0.6
CAL STATE NORTHRIDGE	12/27/01		3	0	0	.000	0	0	.000	2	2	1.000	0	0	0	1.4	2	0	0	0	0	0	2	0.8
SOUTHERN UTAH UNIVERSITY	12/29/01		5	0	0	.000	0	0	.000	1	2	.500	0	0	0	1.2	0	0	0	0	0	0	1	0.8
UNIVERSITY OF SAN FRANCISCO	01/02/02		2	0	0	.000	0	0	.000	0	0	.000	0	0	0	1.1	0	0	0	0	0	0	0	0.7
<b>Totals</b>			<b>1</b>	<b>52</b>	<b>2</b>	<b>4</b>	<b>.500</b>	<b>0</b>	<b>0</b>	<b>.000</b>	<b>3</b>	<b>4</b>	<b>.750</b>	<b>5</b>	<b>6</b>	<b>11</b>	<b>1.1</b>	<b>8</b>	<b>0</b>	<b>2</b>	<b>4</b>	<b>0</b>	<b>7</b>	<b>0.7</b>

**JON CARLISLE / 6-10 • 260 • sophomore • center**

**CAPSULE:** Carlisle is from Salt Lake City and last played on Utah's Final Four team in 1998 as the primary backup to current Cleveland Cavaliers center Michael Doleac. He averaging 2.4 points and 2.1 rebounds in 10.3 minutes per game. He averaged 17.3 points and 10.3 rebounds at Brighton High School in 1997 and was one of three players, including new Cougar teammate Jake Shoff (who is redshirting due to transfer rules), to earn Region 4 Tri-Player of the Year honors. He continues to work to get back into playing shape, having already taken off 40 pounds since returning from his mission. He is a talented post player who has the tools to be a strong contributor once he is in condition to play.

Carlisle has played in seven games, including the last six straight. He has played double-digit minutes twice, including 13 Wednesday vs. USF, scoring 2 points and grabbing 3 boards and blocking 2 shots. He also had his first assist of the year. He played a season-high 14 minutes vs. Stanford, more than doubling his previous high while making a significant contribution to the victory, playing 10 minutes in the first half with Jared Jensen in foul trouble. He went to the line for the first time vs. SUU, going 1-2. He was 2-4 from the line vs. USF. He has grabbed a rebound in every game, averaging 2.0 boards in 7.6 minutes per game. He scored a season-high 6 points in seven minutes vs. Fort Lewis.



**BYU CAREER HIGHS:**  
 POINTS: 6 vs. Fort Lewis  
 FG MADE: 3 vs. Fort Lewis  
 FG ATT: 4 vs. Fort Lewis  
 FG%: .750 (3-4) vs. Fort Lewis  
 3FG MADE: --  
 3FG ATT: --  
 3FG%: --  
 FT MADE: 2 vs. USF  
 FT ATT: 4 vs. USF  
 FT %: .500 (2-4) vs. USF  
 REB: 3 vs. Fort Lewis, USF  
 ASSISTS: 1 vs. USF  
 STEALS: --  
 BLOCKS: 2 vs. Fort Lewis, USF  
 MINUTES: 14 vs. Stanford

**Jon Carlisle – 2001-02 Game-by-Game**

Opponent	Date	GS	Min	TOTAL			3-PTS			REBOUNDS											Pts	Avg		
				FG	FGA	Pct	3FG	3FGA	Pct	FT	FTA	Pct	Off	Def	Tot	Avg	PF	FO	A	TO			Blk	Stl
WEBER STATE WILDCATS	12-05-01		3	0	0	.000	0	0	.000	0	0	.000	0	2	2	2.0	1	0	0	0	0	0	0	0.0
FORT LEWIS COLLEGE	12/12/01		7	3	4	.750	0	0	.000	0	0	.000	1	2	3	2.5	1	0	0	0	2	0	6	3.0
IDAHO	12/15/01		6	0	1	.000	0	0	.000	0	0	.000	1	0	1	2.0	1	0	0	0	0	0	0	2.0
vs Stanford	12/22/01		14	1	3	.333	0	0	.000	0	0	.000	1	1	2	2.0	2	0	0	2	1	0	2	2.0
CAL STATE NORTHRIDGE	12/27/01		3	0	0	.000	0	0	.000	0	0	.000	1	0	1	1.8	1	0	0	0	0	0	0	1.6
SOUTHERN UTAH UNIVERSITY	12/29/01		7	0	0	.000	0	0	.000	1	2	.500	1	1	2	1.8	1	0	0	1	0	0	1	1.5
UNIVERSITY OF SAN FRANCISCO	01/02/02		13	1	2	.500	0	0	.000	2	4	.500	1	2	3	2.0	2	0	1	1	2	0	4	1.9
<b>Totals</b>			<b>0</b>	<b>53</b>	<b>5</b>	<b>10</b>	<b>.500</b>	<b>0</b>	<b>0</b>	<b>.000</b>	<b>3</b>	<b>6</b>	<b>.500</b>	<b>6</b>	<b>8</b>	<b>14</b>	<b>2.0</b>	<b>9</b>	<b>0</b>	<b>1</b>	<b>4</b>	<b>5</b>	<b>13</b>	<b>1.9</b>

**JACOB CHRISMAN / 6-8 • 225 • sophomore • forward**

**CAPSULE:** A two-sport athlete, Chrisman is also a pitcher on the BYU baseball team ... He announced last spring that he will redshirt basketball this year to play a full season of baseball, but could still try to play both sports this season ... He started practicing with the basketball team in November after the completion of fall baseball workouts ... He could be a significant contributor if he does play basketball ... He is extremely mobile and a strong rebounder ... He is an athletic low post player who can score in multiple ways ... He has developed a nice perimeter game ... A hard worker, he has a knack for the game and finds a way to make plays both on offense and defense ... A slasher-type player who has a nice shooting touch, he could play both the three and four positions for the Cougars.

Although Chrisman has been practicing with the basketball team the past month after the completion of fall baseball workouts, he is still likely redshirt the basketball season.



**CAREER HIGHS:**

POINTS: 15 vs. Elon College  
 FG MADE: 5 vs. Elon College  
 FG ATT: 6 (twice)  
 FG%: 1.000 (5-5) vs. Elon  
 3FG MADE: --  
 3FG ATT: 1 (twice)  
 3FG%: --  
 FT MADE: 5 vs. Elon College  
 FT ATT: 6 vs. Elon College  
 FT %: .833 (5-6) vs. Elon  
 REB: 8 vs. San Diego State  
 ASSISTS: 3 vs. CSU  
 STEALS: 1 (five times)  
 BLOCKS: 1 (three times)  
 MINUTES: 23 vs. UCSB


**Jacob Chrisman – 2001-02 Game-by-Game**

Opponent	Date	GS	Min	TOTAL			3-PTS			REBOUNDS			PF	FO	A	TO	Bl	Stl	Pts	Avg
				FG	FGA	Pct	3FG	3FGA	Pct	FT	FTA	Pct								

**JIMMY BALDERSON / 6-6 • 200 • freshman • guard**

**CAPSULE:** Balderson is a 6-foot-6 combo guard who averaged 34 points, 9.2 rebounds and 6.8 assists while leading Magrath High School in Alberta, Canada to a 32-3 record this past season ... He has excellent range from the three-point line and has good size ... He shot 54 percent from the floor and 91 percent from the free throw line at Magrath High ... A skilled young player, he could factor in on perimeter this year ... He plans to leave in the spring on a two-year mission for the Church of Jesus Christ of Latter-day Saints.

Balderson has played in nine games and averages 9.1 minutes. He has reached double figures twice, scoring 11 points in 13 minutes vs. Southern Utah last week and totaling a career-high 19 points to lead all BYU scorers against Fort Lewis in 22 minutes. He went 8-10 from the floor vs. Fort Lewis. He also recorded career highs with 7 rebounds and 3 steals, sharing team-high honors in both categories. He has been able to score when he has gotten the playing time. He has played double-digit minutes in four games, averaging 14.5 minutes in those games. He could get some opportunities to play the point with Opunui out with an injury.



**CAREER HIGHS:**

POINTS: 19 vs. Fort Lewis  
 FG MADE: 8 vs. Fort Lewis  
 FG ATT: 10 vs. Fort Lewis  
 FG%: .800 (8-10) vs. Fort Lewis  
 3FG MADE: 2 vs. SUU  
 3FG ATT: 4 vs. SUU  
 3FG%: .500 (2-4) vs. SUU  
 FT MADE: 2 (three times)  
 FT ATT: 4 vs. Fort Lewis  
 FT %: 1.000 (2-2) vs. Weber, USF  
 REB: 7 vs. Fort Lewis  
 ASSISTS: 2 vs. Weber St., SUU  
 STEALS: 3 vs. Fort Lewis  
 BLOCKS: --  
 MINUTES: 22 vs. Fort Lewis

**Jimmy Balderson – 2001-02 Game-by-Game**

Opponent	Date	GS	Min	TOTAL			3-PTS			REBOUNDS			PF	FO	A	TO	Bl	Stl	Pts	Avg				
				FG	FGA	Pct	3FG	3FGA	Pct	FT	FTA	Pct									Off	Def	Tot	Avg
at University of San Diego	11-17-01	10	1	2	.500	0	0	.000	1	2	.500	1	4	5	5.0	2	0	0	2	0	1	3	3.0	
at UC Santa Barbara	11-28-01	1	0	0	.000	0	0	.000	0	0	.000	0	0	0	2.5	0	0	1	0	0	0	0	1.5	
at Utah State	12/1/01	9	0	2	.000	0	2	.000	1	2	.500	0	0	0	1.7	0	0	0	0	0	0	1	1.3	
WEBER STATE WILDCATS	12-05-01	13	2	4	.500	0	1	.000	2	2	1.000	1	1	2	1.8	1	0	2	2	0	1	6	2.5	
FORT LEWIS COLLEGE	12/12/01	22	8	10	.800	1	3	.333	2	4	.500	1	6	7	2.8	1	0	0	2	0	3	19	5.8	
IDAHO	12/15/01	7	1	2	.500	1	2	.500	0	0	.000	0	1	1	2.5	0	0	0	0	0	0	3	5.3	
CAL STATE NORTHRI DGE	12/27/01	5	0	0	.000	0	0	.000	0	0	.000	0	0	0	2.1	1	0	0	0	0	0	0	4.6	
SOUTHERN UTAH UNI VERSITY	12/29/01	13	4	6	.667	2	4	.500	1	2	.500	1	1	2	2.1	1	0	2	2	0	0	11	5.4	
UNI VERSITY OF SAN FRANCISCO	01/02/02	2	0	1	.000	0	1	.000	2	2	1.000	0	0	0	1.9	0	0	0	0	0	0	2	5.0	
Totals		0	82	16	27	.593	4	13	.308	9	14	.643	4	13	17	1.9	6	0	5	8	0	5	45	5.0

**SHAWN OPUNUI / 5-11 • 170 • freshman • point guard**

**CAPSULE:** Opunui averaged 21.7 points and 6.1 assists as an all-state point guard at Orem High School in 1999 before leaving for an LDS Church mission ... A strong offensive player and solid defender, Opunui shot nearly 91 percent from the free throw line, third best in state history, and 40 percent on three-point attempts ... His 401 assists put him on the state's top-10 all-time list ... He is an athletic point guard who has excellent open court passing skills and is an outstanding three-point shooter ... His ability to break defenses down with the dribble should create offensive opportunities for his teammates ... He loves pushing the ball up the floor as a true point guard with great court vision ... A super passer and great penetrator, Opunui should have the opportunity to play with the loss to graduation of all-MWC guards Trent Whiting and Terrell Lyday and loss to injury of Michael Vranes.

It is anticipated Opunui will be out for at least six weeks after reinjuring his left thumb vs. Idaho (torn ligaments). He originally suffered ligament damage in his thumb while playing three minutes at Utah State on Dec. 1. The freshman guard will wear a hard cast for the next four weeks and then a removable splint for two weeks. He had played in four games. His only significant playing time was against Fort Lewis when he played 20 minutes. It was his first action in three games after injuring his thumb at Utah State. He dished out a career-best 10 assists and had career highs with six points, four rebounds and three steals in 20 minutes vs. Fort Lewis. He had six assists in the first half in only seven minutes.



**CAREER HIGHS:**

POINTS: 6 vs. Fort Lewis  
 FG MADE: 2 vs. Fort Lewis  
 FG ATT: 3 vs. Fort Lewis  
 FG%: .667 (2-3) vs. Fort Lewis  
 3FG MADE: 1 vs. Fort Lewis  
 3FG ATT: 2 vs. Fort Lewis  
 3FG%: .500 (1-2) vs. Fort Lewis  
 FT MADE: 1 vs. Fort Lewis  
 FT ATT: 3 vs. Fort Lewis  
 FT %: .333 (1-3) vs. Fort Lewis  
 REB: 4 vs. Fort Lewis  
 ASSISTS: 10 vs. Fort Lewis  
 STEALS: 3 vs. Fort Lewis  
 BLOCKS: --  
 MINUTES: 20 vs. Fort Lewis

**Shawn Opunui – 2001-02 Game-by-Game**

Opponent	Date	GS	Min	TOTAL		3-PTS			REBOUNDS				PF	FO	A	TO	Bl	kStl	Pts	Avg					
				FG	FGA	Pct	3FG	3FGA	Pct	FT	FTA	Pct									Off	Def	Tot	Avg	
at University of San Diego	11-17-01	1	0	0	.000	0	0	.000	0	0	.000	0	0	0	0	0	0	0	0	0.0					
at Utah State	12/1/01	3	0	0	.000	0	0	.000	0	0	.000	0	0	0	0	0	0	0	0	0.0					
FORT LEWIS COLLEGE	12/12/01	20	2	3	.667	1	2	.500	1	3	.333	0	4	4	1.3	1	0	10	2	0	3	6	2.0		
IDAHO	12/15/01	2	0	0	.000	0	0	.000	0	0	.000	0	0	0	1.0	1	0	0	1	0	0	0	1.5		
<b>Totals</b>			0	26	2	3	.667	1	2	.500	1	3	.333	0	4	4	1.0	2	0	11	4	0	3	6	1.5

**TERRY NASHIF / 5-10 • 165 • freshman • guard**

**CAPSULE:** Nashif is a freshman who served a mission for the Church of Jesus Christ of Latter-day Saints after his senior year in 1999 at Evergreen High School in Vancouver, Wash. ... A smart player who can put down the three-pointer, he knows how to run a team and is an excellent distributor of the ball ... He could factor in at the point.

Nashif could see more playing time with the loss of Shawn Opunui. He played only one minute vs USF with one rebound after equaling his season high playing 10 minutes vs. Southern Utah, recording a high of 3 rebounds. He played five minutes vs. CSUN and recorded a career-high 3 points, going 3-6 from the line. He took one three-pointer. He has played in eight games, including a brief appearance vs. Stanford at the end of the game. He played 10 minutes against Fort Lewis, and had 2 points and 3 assists. He is averaging 4.1 minutes.



**CAREER HIGHS:**

POINTS: 3 vs. CSUN  
 FG MADE: 1 vs. Fort Lewis  
 FG ATT: 1 (three times)  
 FG%: 1.000 (1-1) vs. Fort Lewis  
 3FG MADE: --  
 3FG ATT: 1 vs. CSUN, SUU  
 3FG%: --  
 FT MADE: 3 vs. CSUN  
 FT ATT: 6 vs. CSUN  
 FT %: .500 (3-6) vs. CSUN  
 REB: 3 vs. SUU  
 ASSISTS: 3 vs. Fort Lewis  
 STEALS: 1 vs. CSUN  
 BLOCKS: --  
 MINUTES: 10 vs. Ft Lewis, SUU

**Terry Nashif – 2001-02 Game-by-Game**

Opponent	Date	GS	Min	TOTAL		3-PTS			REBOUNDS				PF	FO	A	TO	Bl	kStl	Pts	Avg					
				FG	FGA	Pct	3FG	3FGA	Pct	FT	FTA	Pct									Off	Def	Tot	Avg	
at University of San Diego	11-17-01	1	0	0	.000	0	0	.000	0	0	.000	0	0	0	0	0	0	0	0	0.0					
WEBER STATE WILDCATS	12-05-01	1	0	0	.000	0	0	.000	0	0	.000	0	0	0	0	0	1	0	0	0	0	0.0			
FORT LEWIS COLLEGE	12/12/01	10	1	1	1.000	0	0	.000	0	0	.000	0	2	2	0.7	2	0	3	1	0	0	2	0.7		
IDAHO	12/15/01	5	0	0	.000	0	0	.000	0	0	.000	0	0	0	0.5	0	0	1	1	0	0	0	0.5		
vs Stanford	12/22/01	0	0	0	.000	0	0	.000	0	0	.000	0	0	0	0.4	0	0	0	0	0	0	0	0.4		
CAL STATE NORTHRIDGE	12/27/01	5	0	1	.000	0	1	.000	3	6	.500	0	2	2	0.7	0	0	1	1	0	1	3	0.8		
SOUTHERN UTAH UNIVERSITY	12/29/01	10	0	1	.000	0	1	.000	0	0	.000	0	3	3	1.0	1	0	2	0	0	0	0	0.7		
UNIVERSITY OF SAN FRANCISCO	01/02/02	1	0	0	.000	0	0	.000	0	0	.000	0	1	1	1.0	0	0	0	0	0	0	0	0.6		
<b>Totals</b>			0	33	1	3	.333	0	2	.000	3	6	.500	0	8	8	1.0	4	0	7	4	0	1	5	0.6





**STEVE CLEVELAND / head coach**

Steve Cleveland enters his fifth season at the helm of the Cougars in 2001-02. In his four seasons at BYU, Cleveland has proven to be a first-rate recruiter, an excellent coach and player developer,

and above all, a winner.

Last year Cleveland guiding BYU to its first NCAA tournament bid since 1995, its first conference regular season title since 1993 and its first conference tournament championship since 1992. While rebuilding a program that finished 1-25 before his arrival, he has improved the Cougars each season, posting records of 9-21, 12-16, 22-11 and 24-9. The Cougars also improved upon an NIT season in 1999-2000 to earn an NCAA berth last year.

The past two seasons both rank among of the school's best year's ever in terms of wins dating back to the Cougars first season in 1902. In fact, only five BYU teams have ever recorded more wins than last year's 24-9 team and only seven have improved upon the 22-11 record in 1999-2000.

The Cougars have improved their conference record each year under Cleveland (4-10 first year; 6-8 second year; 7-7 third year, 10-4 last year). The Cougars are an impressive 29-2 at home the past two years and have improved on the road with 17 away/neutral wins the past two seasons. BYU was a perfect 15-0 in the Marriott Center last year.

Cleveland's teams have come on strong at the end of each season. Last year BYU won five straight games on the road to secure a share of the MWC regular season title and earn the automatic NCAA bid by claiming the MWC Tournament in Las Vegas. The Cougars won six of their last eight games the prior season, including two MWC tournament wins and two NIT victories. In Cleveland's first year, BYU completed a rare sweep of New Mexico and UTEP on the road to earn a WAC tournament berth. The road sweep of New Mexico and UTEP was the first for BYU since 1990-91 and the 83-62 upset of No.15-ranked New Mexico in the Pit ended the Lobos' 41-game home winning streak. In Cleveland's second season the Cougars had a blowout win over UTEP before a 90-74 conference tournament upset

victory over TCU to achieve BYU's first conference tournament win since 1994.

Cleveland has improved BYU each year in post season as well. After guided his team to the 2000 Mountain West Conference Tournament finals and the quarterfinals of the NIT in 2000, last year he coached the Cougars to the 2001 MWC Tournament Championship and an NCAA berth.

As a recruiter, Cleveland has made a similar impact on BYU's program. Cleveland recruits have proven they are not only committed to Cleveland's vision but also are the kind of players to help make that vision a reality in Provo. Cleveland and his staff have been able to attract top talent from Utah and beyond. BYU has had one of the conference's top players in each of his four seasons. Last year Trent Whiting transferred from Utah even though he had to give up a year of eligibility. He was named to the MWC Newcomer Team and earned All-MWC Second Team honors while averaging 14.2 points. In 1999-2000, Terrell Lyday was the MWC Newcomer of the Year and was fourth in the league in scoring with a BYU-best 17.1 ppg. He followed in the footsteps of Mark Bigelow, who led the Cougars in scoring (15.0) and rebounding (6.3) while being named the Western Athletic Conference Pacific Division Freshman of the Year and second-team All-WAC in 1998-99 before departing for a two-year LDS Church mission. Ron Selleaze transferred to BYU in Cleveland's first season and earned WAC

Newcomer of the Year and second-team all-conference honors.

He signed a multi-year contract extension in October. Before taking the helm at BYU on March 11, 1997, Cleveland compiled a 157-77 record at Fresno City College in Fresno, Calif. Cleveland was named coach of the year two times while at FCC and led the Rams to post-season playoffs in each of his seven seasons in Fresno. Cleveland coached 10 years at Fresno's Clovis West High School, compiling a 180-70 record.

**PLAYING CAREER**

Cleveland played college basketball at UC Irvine and was the Anteaters' MVP and leading scorer his senior season in 1975-76. Prior to attending UC Irvine, Cleveland was Fresno City College's Most Outstanding Player in 1973-74. Cleveland received a B.A. degree in social science from UC Irvine in 1976, and received a Master's in education administration from Fresno Pacific in 1979.

**PERSONAL**

Cleveland, 49, was born in the Los Angeles area and spent most of his life in Fresno, Calif. He served an LDS Church mission to England from 1971-73. Cleveland was the first head basketball or football coach at BYU to have served a church mission. Cleveland and his wife Kip have three children: sons Casey (23) and Skyler (20) and daughter Katie (11).

**STEVE CLEVELAND / college coaching ledger**

Brigham Young University							
Year	W	L	Pct.	Conference	Conf. Tourney	Ntl Tourney	
2001-2002	10	2	.833				
2000-2001	24	9	.727	10-4 (T-1st)	3-0	0-1 NCAA	
1999-2000	22	11	.667	7-7 (sixth MWC)	2-1	2-1 NIT	
1998-1999	12	16	.429	6-8 (fifth WAC)	1-1		
1997-1998	9	21	.300	4-10 (sixth WAC)	0-1		
<b>Totals</b>	<b>77</b>	<b>59</b>	<b>.566</b>	<b>27-29 (.482)</b>	<b>6-3 (.667)</b>	<b>2-2 (.500)</b>	
Fresno City College							
Year	W	L	Pct.	Conference	N. Cal	Final 8	
1996-97	31	4	.886	13-1 (first)	3-0	1-1	
1995-96	22	10	.688	9-5 (second)	1-1		
1994-95	26	11	.703	9-5 (fourth)	3-0	0-1	
1993-94	18	13	.581	7-5 (fourth)	0-1		
1992-93	17	15	.531	5-7 (fourth)	1-1		
1991-92	24	10	.706	8-4 (second)	0-1		
1990-91	19	14	.576	4-8 (fifth)	0-1		
<b>Totals</b>	<b>157</b>	<b>77</b>	<b>.671</b>	<b>55-35 (.611)</b>	<b>8-5 (.615)</b>	<b>1-2 (.333)</b>	



All Games

RECORD:	OVERALL	HOME	AWAY	NEUTRAL
ALL GAMES	10-2	8-0	1-2	1-0
CONFERENCE	0-0	0-0	0-0	0-0
NON-CONFERENCE	10-2	8-0	1-2	1-0

##	Player	GP	GS	TOTAL			3-PTS			REBOUNDS			PF	FO	A	TO	Blk	Stl	Pts	Avg						
				Min	Avg	FG	FGA	Pct	3FG	FGA	Pct	FT									FTA	Pct	Off	Def	Tot	Avg
03	BIGELOW, Mark	12	12	367	30.6	65	141	.461	32	67	.478	55	63	.873	8	31	39	3.3	25	2	19	27	6	6	217	18.1
02	HANSEN, Travis	12	12	353	29.4	54	120	.450	16	38	.421	50	64	.781	17	66	83	6.9	42	1	15	27	5	2	174	14.5
25	NI ELSSEN, Eric	12	12	379	31.6	51	87	.586	3	4	.750	20	26	.769	16	50	66	5.5	34	0	14	24	4	3	125	10.4
20	BOBIK, Daniel	12	0	260	21.7	34	79	.430	17	41	.415	26	28	.929	6	33	39	3.3	22	0	22	23	3	13	111	9.3
52	JENSEN, Jared	12	11	251	20.9	41	61	.672	0	0	.000	27	33	.818	13	30	43	3.6	30	1	4	10	6	6	109	9.1
31	MONTAGUE, Matt	12	12	433	36.1	20	51	.392	3	15	.200	30	38	.789	7	43	50	4.2	16	0	86	30	0	19	73	6.1
22	BALDERSON, Jimmy	9	0	82	9.1	16	27	.593	4	13	.308	9	14	.643	4	13	17	1.9	6	0	5	8	0	5	45	5.0
42	CARLISLE, Jon	7	0	53	7.6	5	10	.500	0	0	.000	3	6	.500	6	8	14	2.0	9	0	1	4	5	0	13	1.9
12	OPUNUI, Shawn	4	0	26	6.5	2	3	.667	1	2	.500	1	3	.333	0	4	4	1.0	2	0	11	4	0	3	6	1.5
32	JEPSEN, Bart	12	0	118	9.8	4	13	.308	0	0	.000	2	3	.667	7	19	26	2.2	21	1	2	7	1	0	10	0.8
40	HOWARD, Dan	10	1	52	5.2	2	4	.500	0	0	.000	3	4	.750	5	6	11	1.1	8	0	0	2	4	0	7	0.7
10	NASHIF, Terry	8	0	33	4.1	1	3	.333	0	2	.000	3	6	.500	0	8	8	1.0	4	0	7	4	0	1	5	0.6
04	PINEGAR, Jesse	5	0	18	3.6	1	5	.200	0	1	.000	0	0	.000	0	3	3	0.6	1	0	1	2	0	2	2	0.4
TM	TM														3	1	4	4.0								
TM	TEAM														11	16	27	2.7								
Total		12				296	604	.490	76	183	.415	229	288	.795	103	331	434	36.2	220	5	187	172	34	60	897	74.8
Opponents		12				257	657	.391	58	213	.272	170	245	.694	113	242	355	29.6	239	-	147	145	20	82	742	61.8

Team Statistics - All games

TEAM STATISTICS	BYU	OPP		
SCORING	897	742		
Points per game	74.8	61.8		
Scoring margin	+12.9	-		
FIELD GOALS-ATT	296-604	257-657		
Field goal pct	.490	.391		
3 POINT FG-ATT	76-183	58-213		
3-point FG pct	.415	.272		
3-pt FG made per game	6.3	4.8		
FREE THROWS-ATT	229-288	170-245		
Free throw pct	.795	.694		
REBOUNDS	434	355		
Rebounds per game	36.2	29.6		
Rebounding margin	+6.6	-		
ASSISTS	187	147		
Assists per game	15.6	12.3		
TURNOVERS	172	145		
Turnovers per game	14.3	12.1		
Turnover margin	-2.2	-		
Assist/turnover ratio	1.1	1.0		
STEALS	60	82		
Steals per game	5.0	6.8		
BLOCKS	34	20		
Blocks per game	2.8	1.7		
WINNING STREAK	8	-		
Home win streak	8	-		
ATTENDANCE	54483	25794		
Home games-Avg/Game	8-6810	3-5398		
Neutral site-Avg/Game	-	1-9601		
SCORE BY PERIODS:	1st	2nd	OT	Total
BRI GHAM YOUNG Cougars	430	461	6	897
Opponents	324	403	15	742

Home Games

RECORD:	OVERALL	HOME	AWAY	NEUTRAL
ALL GAMES	8-0	8-0	0-0	0-0
CONFERENCE	0-0	0-0	0-0	0-0
NON-CONFERENCE	8-0	8-0	0-0	0-0

##	Player	GP	GS	TOTAL			3-PTS			REBOUNDS			PF	FO	A	TO	Blk	Stl	Pts	Avg						
				Min	Avg	FG	FGA	Pct	3FG	FGA	Pct	FT									FTA	Pct	Off	Def	Tot	Avg
03	BIGELOW, Mark	8	8	245	30.6	48	97	.495	22	47	.468	39	43	.907	6	19	25	3.1	12	0	14	16	3	4	157	19.6
02	HANSEN, Travis	8	8	217	27.1	31	71	.437	9	25	.360	34	40	.850	12	39	51	6.4	26	0	11	20	3	1	105	13.1
52	JENSEN, Jared	8	8	165	20.6	31	47	.660	0	0	.000	14	17	.824	9	27	36	4.5	17	0	4	6	6	5	76	9.5
20	BOBIK, Daniel	8	0	164	20.5	21	46	.457	11	26	.423	19	21	.905	2	20	22	2.8	10	0	15	14	3	9	72	9.0
25	NI ELSSEN, Eric	8	8	249	31.1	31	52	.596	1	1	1.000	8	14	.571	10	35	45	5.6	20	0	11	13	4	2	71	8.9
22	BALDERSON, Jimmy	6	0	62	10.3	15	23	.652	4	11	.364	7	10	.700	3	9	12	2.0	4	0	4	6	0	4	41	6.8
31	MONTAGUE, Matt	8	8	275	34.4	13	31	.419	3	13	.231	15	17	.882	5	30	35	4.4	7	0	58	22	0	15	44	5.5
12	OPUNUI, Shawn	2	0	22	11.0	2	3	.667	1	2	.500	1	3	.333	0	4	4	2.0	2	0	10	3	0	3	6	3.0
42	CARLI SLE, Jon	6	0	39	6.5	4	7	.571	0	0	.000	3	6	.500	5	7	12	2.0	7	0	1	2	4	0	11	1.8
32	JEPSEN, Bart	8	0	71	8.9	4	10	.400	0	0	.000	2	3	.667	4	12	16	2.0	16	1	2	6	0	0	10	1.3
40	HOWARD, Dan	7	0	41	5.9	2	3	.667	0	0	.000	3	4	.750	4	5	9	1.3	6	0	0	1	4	0	7	1.0
10	NASHI F, Terry	6	0	32	5.3	1	3	.333	0	2	.000	3	6	.500	0	8	8	1.3	4	0	7	4	0	1	5	0.8
04	PI NEGAR, Jesse	5	0	18	3.6	1	5	.200	0	1	.000	0	0	.000	0	3	3	0.6	1	0	1	2	0	2	2	0.4
TM	TEAM														10	12	22	3.1	0			0				
	Total	8				204	398	.513	51	128	.398	148	184	.804	70	230	300	37.5	132	1	138	115	27	46	607	75.9
	Opponents	8				164	431	.381	39	142	.275	82	128	.641	67	150	217	27.1	157	-	82	108	9	57	449	56.1

Away/Neutral Games

RECORD:	OVERALL	HOME	AWAY	NEUTRAL
ALL GAMES	2-2	0-0	1-2	1-0
CONFERENCE	0-0	0-0	0-0	0-0
NON-CONFERENCE	2-2	0-0	1-2	1-0

##	Player	GP	GS	TOTAL			3-PTS			REBOUNDS			PF	FO	A	TO	Blk	Stl	Pts	Avg						
				Min	Avg	FG	FGA	Pct	3FG	FGA	Pct	FT									FTA	Pct	Off	Def	Tot	Avg
02	HANSEN, Travis	4	4	136	34.0	23	49	.469	7	13	.538	16	24	.667	5	27	32	8.0	16	1	4	7	2	1	69	17.3
03	BIGELOW, Mark	4	4	122	30.5	17	44	.386	10	20	.500	16	20	.800	2	12	14	3.5	13	2	5	11	3	2	60	15.0
25	NI ELSSEN, Eric	4	4	130	32.5	20	35	.571	2	3	.667	12	12	1.000	6	15	21	5.3	14	0	3	11	0	1	54	13.5
20	BOBIK, Daniel	4	0	96	24.0	13	33	.394	6	15	.400	7	7	1.000	4	13	17	4.3	12	0	7	9	0	4	39	9.8
52	JENSEN, Jared	4	3	86	21.5	10	14	.714	0	0	.000	13	16	.813	4	3	7	1.8	13	1	0	4	0	1	33	8.3
31	MONTAGUE, Matt	4	4	158	39.5	7	20	.350	0	2	.000	15	21	.714	2	13	15	3.8	9	0	28	8	0	4	29	7.3
42	CARLI SLE, Jon	1	0	14	14.0	1	3	.333	0	0	.000	0	0	.000	1	1	2	2.0	2	0	0	2	1	0	2	2.0
22	BALDERSON, Jimmy	3	0	20	6.7	1	4	.250	0	2	.000	2	4	.500	1	4	5	1.7	2	0	1	2	0	1	4	1.3
32	JEPSEN, Bart	4	0	47	11.8	0	3	.000	0	0	.000	0	0	.000	3	7	10	2.5	5	0	0	1	1	0	0	0.0
40	HOWARD, Dan	3	1	11	3.7	0	1	.000	0	0	.000	0	0	.000	1	1	2	0.7	2	0	0	1	0	0	0	0.0
12	OPUNUI, Shawn	2	0	4	2.0	0	0	.000	0	0	.000	0	0	.000	0	0	0	0.0	0	0	1	1	0	0	0	0.0
10	NASHI F, Terry	2	0	1	0.5	0	0	.000	0	0	.000	0	0	.000	0	0	0	0.0	0	0	0	0	0	0	0	0.0
TM	TEAM														4	5	9	2.3	0			0				
	Total	4				92	206	.447	25	55	.455	81	104	.779	33	101	134	33.5	88	4	49	57	7	14	290	72.5
	Opponents	4				93	226	.412	19	71	.268	88	117	.752	46	92	138	34.5	82	-	65	37	11	25	293	73.2

Wins

RECORD:	OVERALL	HOME	AWAY	NEUTRAL
ALL GAMES	10-0	8-0	1-0	1-0
CONFERENCE	0-0	0-0	0-0	0-0
NON- CONFERENCE	10-0	8-0	1-0	1-0

##	Player	GP	GS	Min	Avg	TOTAL			3- PTS			REBOUNDS			PF	FO	A	TO	Blk	Stl	Pts	Avg				
						FG	FGA	Pct	3FG	FGA	Pct	FT	FTA	Pct									Off	Def	Tot	Avg
03	BI GELOW, Mark	10	10	305	30.5	55	116	.474	25	54	.463	46	53	.868	6	26	32	3.2	19	1	17	20	3	4	181	18.1
02	HANSEN, Travis	10	10	279	27.9	40	89	.449	11	29	.379	43	56	.768	13	55	68	6.8	35	1	12	25	5	2	134	13.4
25	NIELSEN, Eric	10	10	325	32.5	45	75	.600	3	3	1.000	15	21	.714	13	45	58	5.8	26	0	13	18	4	2	108	10.8
20	BOBIK, Daniel	10	0	218	21.8	27	60	.450	14	33	.424	26	28	.929	4	26	30	3.0	16	0	19	19	3	11	94	9.4
52	JENSEN, Jared	10	9	193	19.3	35	54	.648	0	0	.000	21	25	.840	13	29	42	4.2	25	1	4	7	6	5	91	9.1
31	MONTAGUE, Matt	10	10	353	35.3	15	39	.385	3	14	.214	30	36	.833	6	38	44	4.4	10	0	70	26	0	17	63	6.3
22	BALDERSON, Jimmy	7	0	72	10.3	16	25	.640	4	11	.364	8	12	.667	4	13	17	2.4	6	0	4	8	0	5	44	6.3
12	OPUNUI, Shawn	3	0	23	7.7	2	3	.667	1	2	.500	1	3	.333	0	4	4	1.3	2	0	10	4	0	3	6	2.0
42	CARL SLE, Jon	7	0	53	7.6	5	10	.500	0	0	.000	3	6	.500	6	8	14	2.0	9	0	1	4	5	0	13	1.9
32	JEPSEN, Bart	10	0	78	7.8	4	11	.364	0	0	.000	2	3	.667	5	13	18	1.8	18	1	2	6	0	0	10	1.0
40	HOWARD, Dan	9	1	50	5.6	2	4	.500	0	0	.000	3	4	.750	5	6	11	1.2	7	0	0	2	4	0	7	0.8
10	NASHI F, Terry	8	0	33	4.1	1	3	.333	0	2	.000	3	6	.500	0	8	8	1.0	4	0	7	4	0	1	5	0.6
04	PI NEGAR, Jesse	5	0	18	3.6	1	5	.200	0	1	.000	0	0	.000	0	3	3	0.6	1	0	1	2	0	2	2	0.4
TM	TEAM														11	15	26	2.9	0			0				
	Total	10				248	494	.502	61	149	.409	201	253	.794	86	289	375	37.5	178	4	160	145	30	52	758	75.8
	Opponents	10				209	549	.381	49	184	.266	117	187	.626	92	193	285	28.5	207	-	109	127	16	69	584	58.4

Losses

RECORD:	OVERALL	HOME	AWAY	NEUTRAL
ALL GAMES	0-2	0-0	0-2	0-0
CONFERENCE	0-0	0-0	0-0	0-0
NON- CONFERENCE	0-2	0-0	0-2	0-0

##	Player	GP	GS	Min	Avg	TOTAL			3- PTS			REBOUNDS			PF	FO	A	TO	Blk	Stl	Pts	Avg				
						FG	FGA	Pct	3FG	FGA	Pct	FT	FTA	Pct									Off	Def	Tot	Avg
02	HANSEN, Travis	2	2	74	37.0	14	31	.452	5	9	.556	7	8	.875	4	11	15	7.5	7	0	3	2	0	0	40	20.0
03	BI GELOW, Mark	2	2	62	31.0	10	25	.400	7	13	.538	9	10	.900	2	5	7	3.5	6	1	2	7	3	2	36	18.0
52	JENSEN, Jared	2	2	58	29.0	6	7	.857	0	0	.000	6	8	.750	0	1	1	0.5	5	0	0	3	0	1	18	9.0
25	NIELSEN, Eric	2	2	54	27.0	6	12	.500	0	1	.000	5	5	1.000	3	5	8	4.0	8	0	1	6	0	1	17	8.5
20	BOBIK, Daniel	2	0	42	21.0	7	19	.368	3	8	.375	0	0	.000	2	7	9	4.5	6	0	3	4	0	2	17	8.5
31	MONTAGUE, Matt	2	2	80	40.0	5	12	.417	0	1	.000	0	2	.000	1	5	6	3.0	6	0	16	4	0	2	10	5.0
22	BALDERSON, Jimmy	2	0	10	5.0	0	2	.000	0	2	.000	1	2	.500	0	0	0	0.0	0	0	1	0	0	0	1	0.5
12	OPUNUI, Shawn	1	0	3	3.0	0	0	.000	0	0	.000	0	0	.000	0	0	0	0.0	0	0	1	0	0	0	0	0.0
40	HOWARD, Dan	1	0	2	2.0	0	0	.000	0	0	.000	0	0	.000	0	0	0	0.0	1	0	0	0	0	0	0	0.0
32	JEPSEN, Bart	2	0	40	20.0	0	2	.000	0	0	.000	0	0	.000	2	6	8	4.0	3	0	0	1	1	0	0	0.0
TM	TEAM														3	2	5	2.5	0			0				
	Total	2				48	110	.436	15	34	.441	28	35	.800	17	42	59	29.5	42	1	27	27	4	8	139	69.5
	Opponents	2				48	108	.444	9	29	.310	53	58	.914	21	49	70	35.0	32	-	38	18	4	13	158	79.0

Opponent	1st	2nd	Score	Mar	Total	FG	FG Pct	3-Pointers	3FG Pct	Free Throws	FT Pct	Rebounds	Mar	Assist	TOVer	Block	Steal	Fouls
University of San Diego	27/23	43/36	70-59	+11	20-44/18-52	.455/.346	3-10/4-17	.300/.235	27-35/19-35	.771/.543	37/31	+6	14/13	18/11	2/2	6/7	27/28	
ARIZONA STATE	37/29	45/41	82-70	+12	25-55/26-56	.455/.464	7-17/4-11	.412/.364	25-31/14-20	.806/.700	42/26	+16	13/11	19/16	1/2	3/9	21/26	
UC Santa Barbara	34/29	24/39	58-68	(10)	20-52/20-53	.385/.377	6-14/3-16	.429/.188	12-16/25-28	.750/.893	35/35	-	11/15	17/11	3/3	4/9	18/16	
Utah State	37/34	38/41	81-90	(9)	28-58/28-55	.483/.509	9-20/6-13	.450/.462	16-19/28-30	.842/.933	24/35	(11)	16/23	10/7	1/1	4/4	24/16	
WEBER STATE WILDCATS	43/29	22/18	65-47	+18	26-57/17-48	.456/.354	5-15/2-12	.333/.167	8-9/11-20	.889/.550	37/32	+5	17/7	12/15	3/1	5/5	20/15	
CREIGHTON	26/23	35/29	61-52	+9	19-40/19-55	.475/.345	3-7/4-17	.429/.235	20-25/10-16	.800/.625	36/29	+7	12/7	16/11	5/4	6/10	16/21	
FORT LEWIS COLLEGE	50/21	51/32	101-53	+48	39-56/19-57	.696/.333	5-14/7-24	.357/.292	18-24/8-14	.750/.571	47/17	+30	26/14	16/13	3/0	8/7	16/22	
IDAHO	32/19	38/29	70-48	+22	21-39/17-50	.538/.340	11-21/5-14	.524/.357	17-19/9-13	.895/.692	29/25	+4	20/10	11/9	5/0	4/5	13/14	
Stanford	40/41	41/35	81-76	+5	24-52/27-66	.462/.409	7-11/6-25	.636/.240	26-34/16-24	.765/.667	38/37	+1	8/14	12/8	1/5	0/5	19/22	
CAL STATE NORTHRI DGE	34/24	50/46	84-70	+14	25-55/26-59	.455/.441	5-18/7-22	.278/.318	29-36/11-17	.806/.647	39/32	+7	12/14	12/15	1/0	8/8	16/24	
SOUTHERN UTAH UNIVERSITY	34/21	45/37	79-58	+21	28-47/20-56	.596/.357	11-22/7-21	.500/.333	12-17/11-19	.706/.579	38/26	+12	22/11	20/14	3/0	3/10	18/17	
UNI V. OF SAN FRANCISCO	36/31	29/20	65-51	+14	21-49/20-50	.429/.400	4-14/3-21	.286/.143	19-23/8-9	.826/.889	32/30	+2	16/8	9/15	6/2	9/3	12/18	

Note: Game totals are displayed in the format TEAM/OPPONENT for each category



<u>Opponent</u>	<u>Date</u>	<u>Score</u>	<u>WL</u>	<u>POINTS</u>	<u>REBOUNDS</u>	<u>ASSISTS</u>	<u>STEALS</u>	<u>BLOCKED SHOTS</u>
at University of San Diego	11-17-01	70-59	W	21-HANSEN, Travis	8-HANSEN, Travis	8-MONTAGUE, Matt	2-BOBIK, Daniel MONTAGUE, Matt	2-HANSEN, Travis
ARIZONA STATE	11/24/02	82-70	W	31-BIGELOW, Mark	15-HANSEN, Travis	6-MONTAGUE, Matt	2-NIELSEN, Eric	1-BOBIK, Daniel
at UC Santa Barbara	11-28-01	58-68	L	15-BIGELOW, Mark	10-HANSEN, Travis	6-MONTAGUE, Matt	2-BOBIK, Daniel	3-BIGELOW, Mark
at Utah State	12/1/01	81-90	LOT	26-HANSEN, Travis	5-HANSEN, Travis	10-MONTAGUE, Matt	2-BIGELOW, Mark	1-JEPSEN, Bart
WEBER STATE WILDCATS	12-05-01	65-47	W	14-BIGELOW, Mark NIELSEN, Eric	8-NIELSEN, Eric	7-MONTAGUE, Matt	2-BOBIK, Daniel	1-BOBIK, Daniel JENSEN, Jared HOWARD, Dan
CREIGHTON	12/8/01	61-52	W	18-HANSEN, Travis	10-JENSEN, Jared	5-MONTAGUE, Matt	4-MONTAGUE, Matt	3-BIGELOW, Mark
FORT LEWIS COLLEGE	12/12/01	101-53	W	19-BALDERSON, Jimmy	7-HANSEN, Travis BALDERSON, Jimmy	10-OPUNUI, Shawn	3-BALDERSON, Jimmy OPUNUI, Shawn	2-CARLSLE, Jon
IDAHO	12/15/01	70-48	W	19-BIGELOW, Mark	4-JENSEN, Jared NIELSEN, Eric HANSEN, Travis BIGELOW, Mark	15-MONTAGUE, Matt	2-PINEGAR, Jesse	2-JENSEN, Jared HOWARD, Dan
vs Stanford	12/22/01	81-76	W	29-NIELSEN, Eric	9-HANSEN, Travis	4-MONTAGUE, Matt	None	1-CARLSLE, Jon
CAL STATE NORTHRI DGE	12/27/01	84-70	W	27-BIGELOW, Mark	10-JENSEN, Jared	4-BOBIK, Daniel MONTAGUE, Matt	3-BOBIK, Daniel	1-JENSEN, Jared
SOUTHERN UTAH UNIVERSITY	12/29/01	79-58	W	20-BIGELOW, Mark	6-BIGELOW, Mark	10-MONTAGUE, Matt	2-MONTAGUE, Matt	2-NIELSEN, Eric
UNIVERSITY OF SAN FRANCISCO	01/02/02	65-51	W	15-BIGELOW, Mark	8-NIELSEN, Eric	7-MONTAGUE, Matt	5-MONTAGUE, Matt	2-CARLSLE, Jon NIELSEN, Eric

BYU Cougars - TEAM GAME HIGHS

POINTS	101	vs Fort Lewis College (12/12/01)
	84	vs Cal State Northridge (12/27/01)
	82	vs Arizona State (11/24/12)
	81	vs Stanford (12/22/01)
	81	at Utah State (12/1/01)
FIELD GOALS MADE	39	vs Fort Lewis College (12/12/01)
	28	vs Southern Utah University (12/29/01)
	28	at Utah State (12/1/01)
FIELD GOAL ATTEMPTS	58	at Utah State (12/1/01)
	57	vs Weber State Wildcats (12-05-01)
FIELD GOAL PERCENTAGE	.696 (39-56)	vs Fort Lewis College (12/12/01)
	.596 (28-47)	vs Southern Utah University (12/29/01)
3 PT FIELD GOALS MADE	11	vs Southern Utah University (12/29/01)
	11	vs Idaho (12/15/01)
3 PT FG ATTEMPTS	22	vs Southern Utah University (12/29/01)
	21	vs Idaho (12/15/01)
3 PT FG PERCENTAGE	.636 (7-11)	vs Stanford (12/22/01)
	.524 (11-21)	vs Idaho (12/15/01)
FREE THROWS MADE	29	vs Cal State Northridge (12/27/01)
	27	at University of San Diego (11-17-01)
FREE THROW ATTEMPTS	36	vs Cal State Northridge (12/27/01)
	35	at University of San Diego (11-17-01)
FREE THROW PERCENTAGE	.895 (17-19)	vs Idaho (12/15/01)
	.889 (8-9)	vs Weber State Wildcats (12-05-01)
REBOUNDS	47	vs Fort Lewis College (12/12/01)
	42	vs Arizona State (11/24/12)
ASSISTS	26	vs Fort Lewis College (12/12/01)
	22	vs Southern Utah University (12/29/01)
STEALS	9	vs University of San Francisco (01/02/02)
	8	vs Cal State Northridge (12/27/01)
	8	vs Fort Lewis College (12/27/01)
BLOCKED SHOTS	6	vs University of San Francisco (01/02/02)
	5	vs Idaho (12/15/01)
	5	vs CREIGHTON (12/8/01)
TURNOVERS	20	vs Southern Utah University (12/29/01)
	19	vs Arizona State (11/24/12)
FOULS	27	at University of San Diego (11-17-01)
	24	at Utah State (12/1/01)

Opponent - GAME HIGHS

POINTS	90	at Utah State (12/1/01)
	76	vs Stanford (12/22/01)
	70	vs Cal State Northridge (12/27/01)
	70	vs Arizona State (11/24/12)
	68	at UC Santa Barbara (11-28-01)
FIELD GOALS MADE	28	at Utah State (12/1/01)
	27	vs Stanford (12/22/01)
FIELD GOAL ATTEMPTS	66	vs Stanford (12/22/01)
	59	vs Cal State Northridge (12/27/01)
FIELD GOAL PERCENTAGE	.509 (28-55)	at Utah State (12/1/01)
	.464 (26-56)	vs Arizona State (11/24/12)
3 PT FIELD GOALS MADE	7	vs Southern Utah University (12/29/01)
	7	vs Cal State Northridge (12/27/01)
	7	vs Fort Lewis College (12/12/01)
3 PT FG ATTEMPTS	25	vs Stanford (12/22/01)
	24	vs Fort Lewis College (12/12/01)
3 PT FG PERCENTAGE	.462 (6-13)	at Utah State (12/1/01)
	.364 (4-11)	vs Arizona State (11/24/12)
FREE THROWS MADE	28	at Utah State (12/1/01)
	25	at UC Santa Barbara (11-28-01)
FREE THROW ATTEMPTS	35	at University of San Diego (11-17-01)
	30	at Utah State (12/1/01)
FREE THROW PERCENTAGE	.933 (28-30)	at Utah State (12/1/01)
	.893 (25-28)	at UC Santa Barbara (11-28-01)
REBOUNDS	37	vs Stanford (12/22/01)
	35	at Utah State (12/1/01)
	35	at UC Santa Barbara (11-28-01)
ASSISTS	23	at Utah State (12/1/01)
	15	at UC Santa Barbara (11-28-01)
STEALS	10	vs Southern Utah University (12/29/01)
	10	vs CREIGHTON (12/8/01)
BLOCKED SHOTS	5	vs Stanford (12/22/01)
	4	vs CREIGHTON (12/8/01)
TURNOVERS	16	vs Arizona State (11/24/12)
	15	vs University of San Francisco (01/02/02)
	15	vs Cal State Northridge (12/27/01)
	15	vs Weber State Wildcats (12-05-01)
FOULS	28	at University of San Diego (11-17-01)
	26	vs Arizona State (11/24/12)

BYU Cougars - GAME LOWS

POINTS	58	at UC Santa Barbara (11-28-01)
	61	vs CREIGHTON (12/8/01)
	65	vs Weber State Wildcats (12-05-01)
	65	vs University of San Francisco (01/02/02)
	70	at University of San Diego (11-17-01)
	70	vs Idaho (12/15/01)
FIELD GOALS MADE	19	vs CREIGHTON (12/8/01)
	20	at University of San Diego (11-17-01)
	20	at UC Santa Barbara (11-28-01)
FIELD GOAL ATTEMPTS	39	vs Idaho (12/15/01)
	40	vs CREIGHTON (12/8/01)
FIELD GOAL PERCENTAGE	.385 (20-52)	at UC Santa Barbara (11-28-01)
	.429 (21-49)	vs University of San Francisco (01/02/02)
3 PT FIELD GOALS MADE	3	at University of San Diego (11-17-01)
	3	vs CREIGHTON (12/8/01)
3 PT FG ATTEMPTS	7	vs CREIGHTON (12/8/01)
	10	at University of San Diego (11-17-01)
3 PT FG PERCENTAGE	.278 (5-18)	vs Cal State Northridge (12/27/01)
	.286 (4-14)	vs University of San Francisco (01/02/02)
FREE THROWS MADE	8	vs Weber State Wildcats (12-05-01)
	12	at UC Santa Barbara (11-28-01)
	12	vs Southern Utah University (12/29/01)
FREE THROW ATTEMPTS	9	vs Weber State Wildcats (12-05-01)
	16	at UC Santa Barbara (11-28-01)
FREE THROW PERCENTAGE	.706 (12-17)	vs Southern Utah University (12/29/01)
	.750 (12-16)	at UC Santa Barbara (11-28-01)
	.750 (18-24)	vs Fort Lewis College (12/12/01)
REBOUNDS	24	at Utah State (12/1/01)
	29	vs Idaho (12/15/01)
ASSISTS	8	vs Stanford (12/22/01)
	11	at UC Santa Barbara (11-28-01)
STEALS	0	vs Stanford (12/22/01)
	3	vs Arizona State (11/24/12)
	3	vs Southern Utah University (12/29/01)
BLOCKED SHOTS	1	vs Arizona State (11/24/12)
	1	at Utah State (12/1/01)
	1	vs Stanford (12/22/01)
	1	vs Cal State Northridge (12/27/01)
TURNOVERS	9	vs University of San Francisco (01/02/02)
	10	at Utah State (12/1/01)
FOULS	12	vs University of San Francisco (01/02/02)
	13	vs Idaho (12/15/01)

Opponent - GAME LOWS

POINTS	47	vs Weber State Wildcats (12-05-01)
	48	vs Idaho (12/15/01)
	51	vs University of San Francisco (01/02/02)
	52	vs CREIGHTON (12/8/01)
	53	vs Fort Lewis College (12/12/01)
FIELD GOALS MADE	17	vs Weber State Wildcats (12-05-01)
	17	vs Idaho (12/15/01)
FIELD GOAL ATTEMPTS	48	vs Weber State Wildcats (12-05-01)
	50	vs Idaho (12/15/01)
	50	vs University of San Francisco (01/02/02)
FIELD GOAL PERCENTAGE	.333 (19-57)	vs Fort Lewis College (12/12/01)
	.340 (17-50)	vs Idaho (12/15/01)
3 PT FIELD GOALS MADE	2	vs Weber State Wildcats (12-05-01)
	3	at UC Santa Barbara (11-28-01)
	3	vs University of San Francisco (01/02/02)
3 PT FG ATTEMPTS	11	vs Arizona State (11/24/12)
	12	vs Weber State Wildcats (12-05-01)
3 PT FG PERCENTAGE	.143 (3-21)	vs University of San Francisco (01/02/02)
	.167 (2-12)	vs Weber State Wildcats (12-05-01)
FREE THROWS MADE	8	vs Fort Lewis College (12/12/01)
	8	vs University of San Francisco (01/02/02)
FREE THROW ATTEMPTS	9	vs University of San Francisco (01/02/02)
	13	vs Idaho (12/15/01)
FREE THROW PERCENTAGE	.543 (19-35)	at University of San Diego (11-17-01)
	.550 (11-20)	vs Weber State Wildcats (12-05-01)
REBOUNDS	17	vs Fort Lewis College (12/12/01)
	25	vs Idaho (12/15/01)
ASSISTS	7	vs Weber State Wildcats (12-05-01)
	7	vs CREIGHTON (12/8/01)
STEALS	3	vs University of San Francisco (01/02/02)
	4	at Utah State (12/1/01)
BLOCKED SHOTS	0	vs Fort Lewis College (12/12/01)
	0	vs Idaho (12/15/01)
	0	vs Cal State Northridge (12/27/01)
	0	vs Southern Utah University (12/29/01)
TURNOVERS	7	at Utah State (12/1/01)
	8	vs Stanford (12/22/01)
FOULS	14	vs Idaho (12/15/01)
	15	vs Weber State Wildcats (12-05-01)

POINTS	31	BIGELOW, Mark vs Arizona State (11/24/12)
	29	NI ELSEN, Eric vs Stanford (12/22/01)
	27	BIGELOW, Mark vs Cal State Northridge (12/27/01)
	26	HANSEN, Travis at Utah State (12/1/01)
	21	BIGELOW, Mark at Utah State (12/1/01)
	21	HANSEN, Travis at University of San Diego (11-17-01)
FIELD GOALS MADE	11	NI ELSEN, Eric vs Stanford (12/22/01)
	10	BIGELOW, Mark vs Cal State Northridge (12/27/01)
	10	HANSEN, Travis at Utah State (12/1/01)
FIELD GOAL ATT	20	BIGELOW, Mark vs Cal State Northridge (12/27/01)
	17	BIGELOW, Mark vs Arizona State (11/24/12)
FG PCT (min 5 made)	. 833 (5-6)	JENSEN, Jared vs Southern Utah University (12/29/01)
	. 833 (5-6)	JENSEN, Jared vs Cal State Northridge (12/27/01)
3 PT FG MADE	5	BIGELOW, Mark vs Southern Utah University (12/29/01)
	5	BOBIK, Daniel vs Idaho (12/15/01)
3 PT FG ATTEMPTS	10	BIGELOW, Mark vs Cal State Northridge (12/27/01)
	8	BIGELOW, Mark vs Southern Utah University (12/29/01)
	8	BIGELOW, Mark vs Arizona State (11/24/12)
3-PT FG PCT (min 2 made)	1. 000 (2-2)	MONTAGUE, Matt vs University of San Francisco (01/02/02)
	1. 000 (2-2)	NI ELSEN, Eric vs Stanford (12/22/01)
FREE THROWS MADE	9	BIGELOW, Mark vs Arizona State (11/24/12)
	9	HANSEN, Travis at University of San Diego (11-17-01)
FREE THROW ATT	15	HANSEN, Travis at University of San Diego (11-17-01)
	11	MONTAGUE, Matt vs Stanford (12/22/01)
FT PCT (min 3 made)	1. 000 (8-8)	BOBIK, Daniel vs Cal State Northridge (12/27/01)
	1. 000 (8-8)	BIGELOW, Mark vs Idaho (12/15/01)
	1. 000 (6-6)	BIGELOW, Mark vs University of San Francisco (01/02/02)
	1. 000 (6-6)	HANSEN, Travis vs Arizona State (11/24/12)
	1. 000 (5-5)	NI ELSEN, Eric vs Stanford (12/22/01)
	1. 000 (5-5)	BIGELOW, Mark vs Fort Lewis College (12/12/01)
	1. 000 (4-4)	HANSEN, Travis vs University of San Francisco (01/02/02)
	1. 000 (4-4)	HANSEN, Travis vs Southern Utah University (12/29/01)
	1. 000 (4-4)	JENSEN, Jared vs Idaho (12/15/01)
	1. 000 (4-4)	MONTAGUE, Matt vs CREIGHTON (12/8/01)
	1. 000 (4-4)	NI ELSEN, Eric at Utah State (12/1/01)
	1. 000 (4-4)	HANSEN, Travis at UC Santa Barbara (11-28-01)
	1. 000 (4-4)	BOBIK, Daniel at University of San Diego (11-17-01)
	1. 000 (3-3)	BOBIK, Daniel vs Stanford (12/22/01)
	1. 000 (3-3)	BOBIK, Daniel vs CREIGHTON (12/8/01)
REBOUNDS	15	HANSEN, Travis vs Arizona State (11/24/12)
	10	JENSEN, Jared vs Cal State Northridge (12/27/01)
	10	JENSEN, Jared vs CREIGHTON (12/8/01)
	10	HANSEN, Travis at UC Santa Barbara (11-28-01)
ASSISTS	15	MONTAGUE, Matt vs Idaho (12/15/01)
	10	MONTAGUE, Matt vs Southern Utah University (12/29/01)
	10	OPUNUI, Shawn vs Fort Lewis College (12/12/01)
	10	MONTAGUE, Matt at Utah State (12/1/01)
STEALS	5	MONTAGUE, Matt vs University of San Francisco (01/02/02)
	4	MONTAGUE, Matt vs CREIGHTON (12/8/01)
BLOCKED SHOTS	3	BIGELOW, Mark vs CREIGHTON (12/8/01)
	3	BIGELOW, Mark at UC Santa Barbara (11-28-01)
TURNOVERS	5	MONTAGUE, Matt vs CREIGHTON (12/8/01)
	5	BIGELOW, Mark at UC Santa Barbara (11-28-01)
	5	NI ELSEN, Eric at UC Santa Barbara (11-28-01)
	5	HANSEN, Travis vs Arizona State (11/24/12)
	5	MONTAGUE, Matt vs Arizona State (11/24/12)
FOULS	5	HANSEN, Travis vs Stanford (12/22/01)
	5	BIGELOW, Mark at Utah State (12/1/01)
	5	JEPSEN, Bart vs Arizona State (11/24/12)
	5	JENSEN, Jared at University of San Diego (11-17-01)
	5	BIGELOW, Mark at University of San Diego (11-17-01)

FG PERCENTAGE	FG	ATT	Pct	FREE THROW ATTEMPTS	G	Att	Att/G	STEALS	G	No.	S/G
JENSEN, Jared	41	61	.672	HANSEN, Travis	12	64	5.3	MONTAGUE, Matt	12	19	1.6
OPUNUI, Shawn	2	3	.667	BI GELOW, Mark	12	63	5.3	BOBI K, Daniel	12	13	1.1
BALDERSON, Jimmy	16	27	.593	MONTAGUE, Matt	12	38	3.2	JENSEN, Jared	12	6	0.5
NI ELSEN, Eric	51	87	.586	JENSEN, Jared	12	33	2.8	BI GELOW, Mark	12	6	0.5
CARLI SLE, Jon	5	10	.500	BOBI K, Daniel	12	28	2.3	BALDERSON, Jimmy	9	5	0.6
HOWARD, Dan	2	4	.500								
BI GELOW, Mark	65	141	.461	FREE THROWS MADE	G	Made	Made/G				
HANSEN, Travis	54	120	.450	BI GELOW, Mark	12	55	4.6	OFFENSIVE REBOUNDS	G	No.	Avg/G
BOBI K, Daniel	34	79	.430	HANSEN, Travis	12	50	4.2	HANSEN, Travis	12	17	1.4
MONTAGUE, Matt	20	51	.392	NI ELSEN, Eric	12	20	1.7	NI ELSEN, Eric	12	16	1.3
NASHI F, Terry	1	3	.333	JENSEN, Jared	12	27	2.3	JENSEN, Jared	12	13	1.1
JEPSEN, Bart	4	13	.308	BOBI K, Daniel	12	26	2.2	BI GELOW, Mark	12	8	0.7
				MONTAGUE, Matt	12	30	2.5	JEPSEN, Bart	12	7	0.6
								MONTAGUE, Matt	12	7	0.6
FIELD GOAL ATTEMPTS	G	Att	Att/G								
BI GELOW, Mark	12	141	11.8	POINTS	G	Pts	Pts/G	DEFENSIVE REBOUNDS	G	No.	Avg/G
HANSEN, Travis	12	120	10.0	BI GELOW, Mark	12	217	18.1	HANSEN, Travis	12	66	5.5
NI ELSEN, Eric	12	87	7.3	HANSEN, Travis	12	174	14.5	NI ELSEN, Eric	12	50	4.2
BOBI K, Daniel	12	79	6.6	NI ELSEN, Eric	12	125	10.4	MONTAGUE, Matt	12	43	3.6
JENSEN, Jared	12	61	5.1	BOBI K, Daniel	12	111	9.3	BOBI K, Daniel	12	33	2.8
				JENSEN, Jared	12	109	9.1	BI GELOW, Mark	12	31	2.6
FIELD GOALS MADE	G	Made	Made/G	MONTAGUE, Matt	12	73	6.1				
BI GELOW, Mark	12	65	5.4	BALDERSON, Jimmy	9	45	5.0	BLOCKED SHOTS	G	No.	Blk/G
HANSEN, Travis	12	54	4.5	CARLI SLE, Jon	7	13	1.9	JENSEN, Jared	12	6	0.5
NI ELSEN, Eric	12	51	4.3	JEPSEN, Bart	12	10	0.8	BI GELOW, Mark	12	6	0.5
JENSEN, Jared	12	41	3.4	HOWARD, Dan	10	7	0.7	HANSEN, Travis	12	5	0.4
BOBI K, Daniel	12	34	2.8	OPUNUI, Shawn	4	6	1.5	CARLI SLE, Jon	7	5	0.7
				NASHI F, Terry	8	5	0.6	HOWARD, Dan	10	4	0.4
								NI ELSEN, Eric	12	4	0.3
3-POINT PERCENTAGE	3FG	ATT	Pct	POINTS AVERAGE	G	Pts	Avg/G	MINUTES	G	No.	Min/G
NI ELSEN, Eric	3	4	.750	BI GELOW, Mark	12	217	18.1	MONTAGUE, Matt	12	433	36.1
OPUNUI, Shawn	1	2	.500	HANSEN, Travis	12	174	14.5	NI ELSEN, Eric	12	379	31.6
BI GELOW, Mark	32	67	.478	NI ELSEN, Eric	12	125	10.4	BI GELOW, Mark	12	367	30.6
HANSEN, Travis	16	38	.421	BOBI K, Daniel	12	111	9.3	HANSEN, Travis	12	353	29.4
BOBI K, Daniel	17	41	.415	JENSEN, Jared	12	109	9.1	BOBI K, Daniel	12	260	21.7
BALDERSON, Jimmy	4	13	.308	MONTAGUE, Matt	12	73	6.1				
MONTAGUE, Matt	3	15	.200	BALDERSON, Jimmy	9	45	5.0	FOULS	G	No.	Per/G
NASHI F, Terry	0	2	.000	CARLI SLE, Jon	7	13	1.9	HANSEN, Travis	12	42	3.5
PI NEGAR, Jesse	0	1	.000	OPUNUI, Shawn	4	6	1.5	NI ELSEN, Eric	12	34	2.8
				JEPSEN, Bart	12	10	0.8	JENSEN, Jared	12	30	2.5
				HOWARD, Dan	10	7	0.7	BI GELOW, Mark	12	25	2.1
3-POINT FG ATTEMPTS	G	Att	Att/G	NASHI F, Terry	8	5	0.6	BOBI K, Daniel	12	22	1.8
BI GELOW, Mark	12	67	5.6								
BOBI K, Daniel	12	41	3.4	REBOUNDS	G	Reb	Reb/G				
HANSEN, Travis	12	38	3.2	HANSEN, Travis	12	83	6.9	FOULOUTS	G	No.	
MONTAGUE, Matt	12	15	1.3	NI ELSEN, Eric	12	66	5.5	BI GELOW, Mark	12	2	
BALDERSON, Jimmy	9	13	1.4	MONTAGUE, Matt	12	50	4.2	JEPSEN, Bart	12	1	
				JENSEN, Jared	12	43	3.6	HANSEN, Travis	12	1	
				BOBI K, Daniel	12	39	3.3	JENSEN, Jared	12	1	
				BI GELOW, Mark	12	39	3.3				
3-POINT FGS MADE	G	Made	Made/G					TURNOVERS	G	No.	TO/G
BI GELOW, Mark	12	32	2.7	REBOUND AVERAGE	G	Reb	Avg/G	MONTAGUE, Matt	12	30	2.5
BOBI K, Daniel	12	17	1.4	HANSEN, Travis	12	83	6.9	HANSEN, Travis	12	27	2.3
HANSEN, Travis	12	16	1.3	NI ELSEN, Eric	12	66	5.5	BI GELOW, Mark	12	27	2.3
BALDERSON, Jimmy	9	4	0.4	MONTAGUE, Matt	12	50	4.2	NI ELSEN, Eric	12	24	2.0
MONTAGUE, Matt	12	3	0.3	JENSEN, Jared	12	43	3.6	BOBI K, Daniel	12	23	1.9
NI ELSEN, Eric	12	3	0.3	BI GELOW, Mark	12	39	3.3				
FT PERCENTAGE	FT	ATT	Pct	ASSISTS	G	No.	A/G				
BOBI K, Daniel	26	28	.929	MONTAGUE, Matt	12	86	7.2				
BI GELOW, Mark	55	63	.873	BOBI K, Daniel	12	22	1.8				
JENSEN, Jared	27	33	.818	BI GELOW, Mark	12	19	1.6				
MONTAGUE, Matt	30	38	.789	HANSEN, Travis	12	15	1.3				
HANSEN, Travis	50	64	.781	NI ELSEN, Eric	12	14	1.2				
NI ELSEN, Eric	20	26	.769								
HOWARD, Dan	3	4	.750								
JEPSEN, Bart	2	3	.667								
BALDERSON, Jimmy	9	14	.643								
CARLI SLE, Jon	3	6	.500								
NASHI F, Terry	3	6	.500								
OPUNUI, Shawn	1	3	.333								



Opponent	Date	Score	WL	02	03	04	10	12	20	22	25	31
at University of San Diego	11-17-01	70-59	W	HANSEN, TR 21-8-1	BI GELOW, M 9-2-3	PI NEGAR, J DNP	NASHI F, TE 0-0-0	OPUNUI, SH 0-0-0	BOBI K, DAN 12-4-2	BALDERSON 3-5-0	NI ELSEN, E 8-7-0	MONTAGUE, 11-2-8
ARIZONA STATE	11/24/12	82-70	W	18-15-0	31-3-4	DNP	DNP	DNP	7-2-1	DNP	19-6-1	2-4-6
at UC Santa Barbara	11-28-01	58-68	L	14-10-2	15-5-1	DNP	DNP	DNP	4-5-0	0-0-1	3-4-1	8-5-6
at Utah State	12/1/01	81-90	LOT	26-5-1	21-2-1	DNP	DNP	0-0-1	13-4-3	1-0-0	14-4-0	2-1-10
WEBER STATE WILDCATS	12-05-01	65-47	W	7-6-1	14-7-3	DNP	0-0-0	DNP	9-2-2	6-2-2	14-8-2	8-2-7
CREIGHTON	12/8/01	61-52	W	18-5-1	17-0-1	DNP	DNP	DNP	7-8-1	DNP	9-5-2	4-4-5
FORT LEWIS COLLEGE	12/12/01	101-53	W	15-7-2	14-1-1	0-1-1	2-2-3	6-4-10	7-1-1	19-7-0	4-4-2	7-5-4
IDAHO	12/15/01	70-48	W	11-4-1	19-4-1	0-1-0	0-0-1	0-0-0	17-3-2	3-1-0	2-4-0	4-3-15
vs Stanford	12/22/01	81-76	W	8-9-0	15-5-0	DNP	0-0-0	DNP	10-4-2	DNP	29-6-2	8-7-4
CAL STATE NORTHRI DGE	12/27/01	84-70	W	11-4-1	27-2-1	0-0-0	3-2-1	DNP	17-4-4	0-0-0	5-6-0	6-7-4
SOUTHERN UTAH UNI VERSI TY	12/29/01	79-58	W	16-4-3	20-6-2	2-1-0	0-3-2	DNP	6-0-2	11-2-2	6-4-1	2-3-10
UNI VERSI TY OF SAN FRANCI SCO	01/02/02	65-51	W	9-6-2	15-2-1	0-0-0	0-1-0	DNP	2-2-2	2-0-0	12-8-3	11-7-7

Opponent	Date	Score	WL	32	40	42	52
at University of San Diego	11-17-01	70-59	W	JEPSEN, BA 0-1-0	HOWARD, DA 0-1-0	CARLI SLE, DNP	JENSEN, JA 6-4-0
ARIZONA STATE	11/24/12	82-70	W	1-6-0	DNP	DNP	4-2-1
at UC Santa Barbara	11-28-01	58-68	L	0-5-0	DNP	DNP	14-0-0
at Utah State	12/1/01	81-90	LOT	0-3-0	0-0-0	DNP	4-1-0
WEBER STATE WILDCATS	12-05-01	65-47	W	0-1-0	0-1-0	0-2-0	7-2-0
CREIGHTON	12/8/01	61-52	W	2-2-0	0-0-0	DNP	4-10-2
FORT LEWIS COLLEGE	12/12/01	101-53	W	5-3-2	4-5-0	6-3-0	12-1-0
IDAHO	12/15/01	70-48	W	2-1-0	0-3-0	0-1-0	12-4-0
vs Stanford	12/22/01	81-76	W	0-1-0	0-1-0	2-2-0	9-2-0
CAL STATE NORTHRI DGE	12/27/01	84-70	W	0-0-0	2-0-0	0-1-0	13-10-1
SOUTHERN UTAH UNI VERSI TY	12/29/01	79-58	W	0-3-0	1-0-0	1-2-0	14-5-0
UNI VERSI TY OF SAN FRANCI SCO	01/02/02	65-51	W	0-0-0	0-0-0	4-3-1	10-2-0

BYU at U. of San Diego – Game #1

Brigham Young University vs University of San Diego  
11-17-01 7:00 p.m. at San Diego, CA  
VISITORS: Brigham Young University 1-0

#	Player	tot-fg		3-pt		rebounds		ft	fta	of	de	tot	pf	tp	a	to	blk	s	min
		fg	fga	fg	fga	ft	fta												
03	BIGELOW, Mark	f	3	10	1	3	2	0	2	2	5	9	3	2	0	0	0	23	
25	NIELSEN, Eric	f	3	7	0	0	2	2	1	6	7	2	8	0	2	0	0	38	
40	HOWARD, Dan	c	0	0	0	0	0	0	0	1	1	1	0	0	1	0	0	7	
02	HANSEN, Travis	g	6	11	0	1	9	15	1	7	8	4	21	1	3	2	1	37	
31	MONTAGUE, Matt	g	2	5	0	1	7	8	0	2	2	3	11	8	3	0	2	38	
10	NASHIF, Terry	g	0	0	0	0	0	0	0	0	0	0	0	0	0	0	0	1	
12	OPUNUI, Shawn	g	0	0	0	0	0	0	0	0	0	0	0	0	0	0	0	1	
20	BOBIK, Daniel	g	3	7	2	5	4	1	3	4	12	2	4	0	2	3	33		
22	BALDERSON, J	g	1	2	0	0	1	2	1	4	5	2	3	0	2	0	10		
32	JEPSEN, Bart	g	0	0	0	0	0	1	1	0	0	0	0	0	0	0	9		
52	HENSEN, Jared	g	2	2	0	0	2	2	2	4	5	6	0	0	0	0	0	9	
TEAM																			
Totals			20	44	3	10	27	35	8	29	37	27	14	18	2	6	200		

TOTALFG%	1st Half: 10-25 40.0%	2nd Half: 10-19 52.6%	Game: 45.5%	DEADBALL
3-Pt. FG%	1st Half: 2-7 28.6%	2nd Half: 1-3 33.3%	Game: 30.0%	REBOUNDS
F Throw %	1st Half: 5-8 62.5%	2nd Half: 22-27 81.5%	Game: 77.1%	4

HOME TEAM: University of San Diego 0-1

#	Player	tot-fg		3-pt		rebounds		ft	fta	of	de	tot	pf	tp	a	to	blk	s	min
		fg	fga	fg	fga	ft	fta												
24	LIPPOLD, Tom	f	3	9	0	0	4	6	0	3	3	3	10	0	0	0	1	26	
53	HANSON, Kevin	c	0	0	0	0	2	4	0	1	1	4	2	1	0	0	0	12	
12	LAWS, Andre	g	2	10	0	3	5	8	1	0	1	1	9	2	1	0	0	31	
20	MCGRAIN, Mike	g	0	2	0	1	2	4	0	1	1	5	2	3	5	0	2	26	
25	ADAMO, Sam	g	5	15	1	5	0	0	3	6	9	3	11	0	2	1	35		
14	DEZELL, Matt	g	1	1	1	0	0	0	0	0	0	2	3	2	0	0	14		
21	BOARDMAN, Scott	g	1	3	0	2	1	2	0	0	4	3	3	2	0	1	14		
32	BEISER, Corey	g	0	1	0	0	1	1	2	3	2	1	1	1	0	1	11		
34	BLAIR, Jason	g	5	8	2	3	4	2	2	4	4	15	1	0	0	0	21		
42	LEWIS, Nick	g	0	1	0	0	1	2	1	0	1	0	1	0	0	0	3		
54	HEGARITY, Ryan	g	1	1	0	0	3	0	1	1	0	2	0	0	0	0	7		
TEAM																			
Totals			18	52	4	17	19	35	12	19	31	28	59	13	11	2	7	200	

TOTALFG%	1st Half: 6-25 24.0%	2nd Half: 12-27 44.4%	Game: 34.6%	DEADBALL
3-Pt. FG%	1st Half: 1-11 9.1%	2nd Half: 3-6 50.0%	Game: 23.5%	REBOUNDS
F Throw %	1st Half: 10-15 66.7%	2nd Half: 9-20 45.0%	Game: 54.3%	9

Officials: Fred Carbone, Andy Rios, Sam Haddad  
Technical fouls: Brigham Young University-None, University of San Diego-None.  
Attendance: 2315  
Score by Periods  
Brigham Young University 27 43 70  
University of San Diego 23 36 59

BYU vs. Arizona State – Game #2

Arizona State vs BRIGHAM YOUNG Cougars  
11/14/12 4:07 at Provo, Utah  
VISITORS: Arizona State 1-2

#	Player	tot-fg		3-pt		rebounds		ft	fta	of	de	tot	pf	tp	a	to	blk	s	min
		fg	fga	fg	fga	ft	fta												
04	SMITH, Tommy	f	5	12	0	1	9	11	2	7	9	5	19	0	3	0	3	27	
25	PREWITT, Chad	c	7	10	2	3	4	6	3	1	4	4	20	2	3	0	0	29	
03	DODD, Kyle	g	1	1	0	0	1	0	0	1	0	0	1	2	0	0	0	17	
14	MILLAGE, Curtis	g	6	14	0	3	0	0	1	0	1	3	12	3	0	0	3	32	
15	SHILL, Tanner	g	0	1	0	1	2	0	1	1	2	1	2	0	0	0	16		
01	BRAXTON, Jason	g	2	5	0	0	0	0	1	1	3	4	1	4	1	2	22		
02	KNIGHT, Donnell	g	1	2	0	0	0	0	2	2	2	2	0	1	0	1	10		
11	STOREY, Aweve	g	0	2	0	0	0	0	3	3	0	0	0	0	0	0	11		
12	CRANDALL, Kenny	g	2	4	1	2	0	0	1	1	4	5	0	1	0	0	13		
20	NAHRA, Brad	g	0	0	0	0	0	0	1	1	0	0	0	0	0	0	1		
22	JOHNSTON, Tyson	g	0	0	0	0	0	0	0	0	0	0	0	0	0	0	2		
23	HOWARD, Jonathan	g	1	2	0	0	0	0	1	1	1	2	4	0	0	0	9		
24	ALLEN, Justin	g	0	0	0	0	0	0	0	0	0	0	0	0	0	0	1		
42	REDHAGE, Shawn	g	1	3	1	1	0	0	0	0	0	0	3	2	1	0	10		
TEAM																			
Totals			26	56	4	11	14	20	7	19	26	26	70	11	16	2	9	200	

TOTALFG%	1st Half: 10-21 47.6%	2nd Half: 16-35 45.7%	Game: 46.4%	DEADBALL
3-Pt. FG%	1st Half: 1-3 33.3%	2nd Half: 3-8 37.5%	Game: 36.4%	REBOUNDS
F Throw %	1st Half: 8-12 66.7%	2nd Half: 6-8 75.0%	Game: 70.0%	1

HOME TEAM: BRIGHAM YOUNG Cougars 2-0

#	Player	tot-fg		3-pt		rebounds		ft	fta	of	de	tot	pf	tp	a	to	blk	s	min
		fg	fga	fg	fga	ft	fta												
03	BIGELOW, Mark	f	9	17	4	8	9	10	1	2	3	2	31	4	2	0	0	37	
25	NIELSEN, Eric	f	8	11	0	3	5	4	2	6	3	19	1	2	0	2	38		
52	JENSEN, Jared	c	2	3	0	0	0	0	2	2	3	4	1	0	0	0	15		
02	HANSEN, Travis	g	5	16	2	6	6	5	10	15	4	18	0	5	0	0	31		
31	MONTAGUE, Matt	g	0	2	0	1	2	2	4	2	2	6	5	0	0	0	30		
20	BOBIK, Daniel	g	1	2	1	2	4	6	2	2	2	7	1	2	1	1	19		
32	JEPSEN, Bart	g	0	4	0	0	1	2	1	5	6	1	0	3	0	0	20		
TEAM																			
Totals			25	55	7	17	25	31	15	27	42	21	82	13	19	1	3	200	

TOTALFG%	1st Half: 12-31 38.7%	2nd Half: 13-24 54.2%	Game: 45.5%	DEADBALL
3-Pt. FG%	1st Half: 5-12 41.7%	2nd Half: 2-5 40.0%	Game: 41.2%	REBOUNDS
F Throw %	1st Half: 8-11 72.7%	2nd Half: 17-20 85.0%	Game: 80.6%	3

Officials: Bill Gracey, Stanley Reynolds, Mark Whitehead  
Technical fouls: Arizona State-None, BRIGHAM YOUNG Cougars-None.  
Attendance: 6228  
Score by Periods  
Arizona State 29 41 70  
BRIGHAM YOUNG Cougars 37 45 82

BYU at UC Santa Barbara – Game #3

BYU vs UC Santa Barbara  
11-28-01 7:00 PM at Thunderdome at UCSB  
VISITORS: BYU 2-1

#	Player	tot-fg		3-pt		rebounds		ft	fta	of	de	tot	pf	tp	a	to	blk	s	min
		fg	fga	fg	fga	ft	fta												
25	NIELSEN, Eric	f	9	17	2	6	3	5	0	6	6	1	23	2	1	0	2	31	
52	JENSEN, Jared	f	4	5	0	0	6	8	0	0	0	3	14	0	2	0	0	32	
02	HANSEN, Travis	g	4	16	2	4	4	4	2	8	10	3	14	2	1	0	0	36	
03	BIGELOW, Mark	g	5	13	4	6	1	1	0	5	5	15	1	5	3	0	34		
31	MONTAGUE, Matt	g	4	7	0	1	0	2	1	4	5	3	8	6	2	0	1	38	
20	BOBIK, Daniel	g	2	7	0	2	0	0	1	4	5	2	4	0	2	0	2	17	
22	BALDERSON, J	g	0	0	0	0	0	0	0	0	0	0	0	0	0	0	0	18	
32	JEPSEN, Bart	g	0	0	0	0	0	0	1	1	1	1	0	0	0	0	0	18	
TEAM																			
Totals			20	52	6	14	12	16	7	28	35	18	58	11	17	3	4	200	

TOTALFG%	1st Half: 14-26 53.8%	2nd Half: 6-26 23.1%	Game: 38.5%	DEADBALL
3-Pt. FG%	1st Half: 5-13 38.5%	2nd Half: 1-1 100%	Game: 42.9%	REBOUNDS
F Throw %	1st Half: 1-1 100%	2nd Half: 11-15 73.3%	Game: 75.0%	1

HOME TEAM: UC Santa Barbara 3-1

#	Player	tot-fg		3-pt		rebounds		ft	fta	of	de	tot	pf	tp	a	to	blk	s	min
---	--------	--------	--	------	--	----------	--	----	-----	----	----	-----	----	----	---	----	-----	---	-----

BYU vs. Fort Lewis – Game # 7

Fort Lewis College vs BRIGHAM YOUNG Cougars

12/12/01 7:06 at Marriott Center, Provo, Utah

VISITORS: Fort Lewis College 3-4

#	Player	tot-fg		3-pt		rebounds					a	to	blk	s	min	
		fg	fga	fga	fta	of	de	tot	pf	tp						
02	FOUTZ, Ben	4	10	0	1	0	2	3	5	4	8	1	0	0	20	
22	COLE, Zack	1	5	1	5	0	0	0	0	2	3	1	0	0	17	
23	PATIK, Kurt	4	10	1	2	2	2	3	4	2	11	3	1	0	29	
33	LORZ, Trevor	4	10	2	5	2	4	0	1	1	12	1	4	0	31	
35	HATCH, Kevin	4	13	2	7	2	6	0	1	1	3	2	4	0	35	
01	YUTZY, Derek	0	0	0	0	0	0	0	0	1	0	1	2	0	12	
05	SIMINGTON, Dan	1	2	1	2	0	0	0	1	1	2	3	1	1	15	
11	PINEGAR, Rob	0	0	0	0	0	0	0	0	0	1	0	0	0	4	
12	EDSTROM, Tim	0	2	0	1	0	0	0	1	2	1	0	0	0	13	
24	FAUST, Jason	0	0	0	0	2	0	0	0	2	1	1	0	0	4	
42	BROOKS, Nick	1	4	0	1	0	0	0	1	1	3	2	0	0	13	
55	GUNKLEMAN, Rob	0	1	0	0	0	0	0	0	2	0	1	1	0	7	
TEAM																
Totals.....		19	57	7	24	8	14	7	10	17	22	53	14	13	7	200

TOTALFG%	1st Half: 8-28 28.6%	2nd Half: 11-29 37.9%	Game: 33.3%	DEADBALL
3-Pt. FG%	1st Half: 2-11 18.2%	2nd Half: 5-13 38.5%	Game: 29.2%	REBOUNDS
F Throw %	1st Half: 3-8 37.5%	2nd Half: 5-8 63.3%	Game: 57.1%	3

HOME TEAM: BRIGHAM YOUNG Cougars 5-2

#	Player	tot-fg		3-pt		rebounds					a	to	blk	s	min	
		fg	fga	fga	fta	of	de	tot	pf	tp						
03	BIGELOW, Mark	4	5	1	2	5	0	1	1	1	14	1	2	0	19	
25	NIELSEN, Eric	2	3	0	0	0	2	2	4	3	4	2	2	0	19	
52	JENSEN, Jared	5	7	0	0	2	3	0	1	1	10	2	0	0	16	
02	HANSEN, Travis	6	8	0	1	3	4	1	6	7	2	15	2	0	19	
31	MONTAGUE, Matt	2	5	1	4	2	1	4	5	0	7	4	2	0	19	
04	PINEGAR, Jesse	0	2	0	0	0	0	0	1	1	0	1	0	0	7	
10	NASHIF, Terry	1	1	0	0	0	0	2	2	2	3	1	0	0	10	
12	OPUNUI, Shawn	2	3	1	2	1	3	0	4	1	6	10	2	0	20	
20	BOBIK, Daniel	2	3	1	2	2	0	1	1	7	1	0	0	0	18	
22	BALDERSON, J	8	10	1	3	2	4	1	6	7	1	19	0	2	32	
32	JEPSEN, Bart	2	3	0	0	1	1	2	3	5	2	1	0	0	11	
40	HOWARD, Dan	2	2	0	0	0	2	3	5	1	4	0	0	0	13	
42	CARLISLE, Jon	3	4	0	0	0	0	1	2	3	1	6	0	0	7	
TEAM																
Totals.....		39	56	5	14	18	24	12	35	47	16	101	26	16	3	200

TOTALFG%	1st Half: 18-29 62.1%	2nd Half: 21-27 77.8%	Game: 69.6%	DEADBALL
3-Pt. FG%	1st Half: 2-9 22.2%	2nd Half: 3-5 60.0%	Game: 35.7%	REBOUNDS
F Throw %	1st Half: 12-14 85.7%	2nd Half: 6-10 60.0%	Game: 75.0%	2

Officials: Terry Christman, Mark McMullen, Roosevelt Brown

Technical fouls: Fort Lewis College-None. BRIGHAM YOUNG Cougars-None.

Attendance: 3881

Score by Periods	1st	2nd	Total
Fort Lewis College	21	32	53
BRIGHAM YOUNG Cougars	50	51	101

BYU vs. Idaho – Game # 8

Idaho vs BRIGHAM YOUNG Cougars

12/15/01 4:05 at Marriott Center, Provo, Utah

VISITORS: Idaho 2-7

#	Player	tot-fg		3-pt		rebounds					a	to	blk	s	min	
		fg	fga	fga	fta	of	de	tot	pf	tp						
25	HILARE, Rodney	7	10	2	1	2	1	3	4	1	2	0	0	0	27	
44	GERSCHEFSKE, M	0	8	0	2	1	2	4	6	5	1	2	4	0	26	
11	FLETCHER, Bethel	4	9	3	5	0	0	2	2	4	11	3	1	0	37	
15	LOGAN, Justin	3	7	2	5	0	0	2	2	8	2	0	0	0	34	
21	JENKINS, Jerad	6	13	0	5	6	0	2	2	1	17	0	1	0	28	
04	HOLMES, Marquis	2	3	0	0	1	2	2	4	4	2	0	0	0	21	
05	TURNER, Jeremy	0	0	0	0	0	0	0	0	0	0	0	0	0	4	
54	HOWELL, David	0	3	0	0	2	2	0	1	1	3	2	0	0	17	
TEAM																
Totals.....		17	50	5	14	9	13	7	18	25	14	48	10	9	5	200

TOTALFG%	1st Half: 8-25 32.0%	2nd Half: 9-25 36.0%	Game: 34.0%	DEADBALL
3-Pt. FG%	1st Half: 0-4 0.0%	2nd Half: 5-10 50.0%	Game: 35.7%	REBOUNDS
F Throw %	1st Half: 3-5 60.0%	2nd Half: 6-8 75.0%	Game: 69.2%	3

HOME TEAM: BRIGHAM YOUNG Cougars 6-2

#	Player	tot-fg		3-pt		rebounds					a	to	blk	s	min	
		fg	fga	fga	fta	of	de	tot	pf	tp						
03	BIGELOW, Mark	4	7	3	6	8	0	4	4	4	3	19	1	2	0	24
25	NIELSEN, Eric	1	2	0	0	0	0	4	4	4	2	0	1	0	25	
52	JENSEN, Jared	4	4	0	4	4	0	4	4	1	12	1	2	0	20	
02	HANSEN, Travis	8	8	2	4	3	5	0	4	4	11	1	0	0	33	
31	MONTAGUE, Matt	2	4	2	0	0	3	3	1	4	15	2	0	0	33	
04	PINEGAR, Jesse	0	1	0	0	0	0	1	1	0	0	1	0	2	5	
10	NASHIF, Terry	0	0	0	0	0	0	0	0	0	1	1	0	0	5	
12	OPUNUI, Shawn	0	0	0	0	0	0	0	0	0	1	0	0	0	2	
20	BOBIK, Daniel	5	8	5	7	2	2	3	3	2	17	2	1	0	19	
22	BALDERSON, J	1	2	1	2	0	0	1	1	0	3	0	0	0	7	
32	JEPSEN, Bart	1	1	0	0	0	0	1	1	0	2	0	0	0	8	
40	HOWARD, Dan	0	1	0	0	0	1	2	3	0	0	1	2	0	13	
42	CARLISLE, Jon	0	1	0	0	0	1	0	1	0	0	0	0	0	6	
TEAM																
Totals.....		21	39	11	21	17	19	2	27	29	13	70	11	5	4	200

TOTALFG%	1st Half: 9-18 50.0%	2nd Half: 12-21 57.1%	Game: 53.8%	DEADBALL
3-Pt. FG%	1st Half: 6-11 54.5%	2nd Half: 5-10 50.0%	Game: 52.4%	REBOUNDS
F Throw %	1st Half: 8-8 100%	2nd Half: 9-11 81.8%	Game: 89.5%	0

Officials: Bill Kennedy, Greg Burks, Shawn Lehgh

Technical fouls: Idaho-TEAM. BRIGHAM YOUNG Cougars-None.

Attendance: 5003

Score by Periods	1st	2nd	Total
Idaho	19	29	48
BRIGHAM YOUNG Cougars	32	38	70

BYU vs. No. 13 Stanford – Game # 9

@ Las Vegas Showdown

BYU vs Stanford

12/22/01 9:05 PM at Thomas & Mack Center, Las Vegas, Nev.

VISITORS: BYU 7-2

#	Player	tot-fg		3-pt		rebounds					a	to	blk	s	min	
		fg	fga	fga	fta	of	de	tot	pf	tp						
03	BIGELOW, Mark	4	9	2	4	5	8	0	5	2	15	0	2	0	37	
25	NIELSEN, Eric	11	16	2	5	2	5	2	4	6	29	2	3	0	38	
52	JENSEN, Jared	2	5	0	0	5	6	2	2	3	9	0	1	0	19	
02	HANSEN, Travis	3	7	2	3	0	1	0	9	9	5	8	0	2	25	
31	MONTAGUE, Matt	0	3	0	0	8	11	1	6	7	0	8	4	1	0	40
10	NASHIF, Terry	0	0	0	0	0	0	0	0	0	0	0	0	0	0	
20	BOBIK, Daniel	3	7	1	2	3	3	1	3	4	2	10	2	1	0	21
32	JEPSEN, Bart	0	1	0	0	0	0	0	1	1	0	0	0	0	4	
40	HOWARD, Dan	0	1	0	0	0	0	1	1	0	0	0	0	0	2	
42	CARLISLE, Jon	1	3	0	0	0	0	1	1	2	2	2	0	2	14	
TEAM																
Totals.....		24	52	7	11	26	34	8	30	38	19	81	8	12	1	200

TOTALFG%	1st Half: 13-27 48.1%	2nd Half: 11-25 44.0%	Game: 46.2%	DEADBALL
3-Pt. FG%	1st Half: 5-8 62.5%	2nd Half: 3-6 50.0%	Game: 63.6%	REBOUNDS
F Throw %	1st Half: 9-13 69.2%	2nd Half: 17-21 81.0%	Game: 76.5%	4


HOME TEAM: Stanford 6-2

#	Player	tot-fg		3-pt		rebounds					a	to	blk	s	min
		fg	fga	fga	fta	of	de	tot	pf	tp					
22	DAVIS, Justin	8	10	0											






**Travis Hansen**  
6-6, Jr., Guard/Forward



**Mark Bigelow**  
6-7, So., Guard/Forward



**Jesse Pinegar**  
6-9, Fr., Forward



**Terry Nashif**  
5-10, Fr., Guard



**Shawn Opunui**  
5-11, Fr., Guard



**Daniel Bobik**  
6-6, So., Guard



**Jimmy Balderson**  
6-6, Fr., Guard



**Eric Nielsen**  
6-9, Sr., Forward



**Matt Montague**  
6-0, Sr., Guard



**Bart Jepsen**  
6-9, So., Forward



**Jacob Chrisman**  
6-8, So., Forward



**Dan Howard**  
7-0, So., Center



**Jon Carlisle**  
6-10, So., Center



**Jared Jensen**  
6-9, Fr., Forward/Center



**Steve Cleveland**  
Head Coach, 5th year

**Pronunciation ....**

Daniel Bobik . . . . .BAW-bik  
Mark Bigelow . . . . .BIG-a-low

Matt Montague . . . . .MONT-uh-gew  
Terry Nashif . . . . .NAH-shiff  
Shawn Opunui . . . . .OH-pa-new-ee