

No. 19 All-Time Wins • 36th All-Time Winning Percentage • 2 National Titles • 26 Conference Titles • 21 NCAA Tournaments • 30 Postseason Invitations  
 1 National Player of the Year • 2 Basketball Hall of Fame Inductees • 40 All-America Citations • 43 NBA Draft Selections • 96 All-Conference Citations

# 2004-05 COUGAR BASKETBALL

## Game 15 — BYU vs. San Diego State

### 2004-05 BYU SCHEDULE / RESULTS

#### NOVEMBER

5 (Fri.)	BYU-Hawaii (exhibition)	85-70	W
12 (Fri.)	Calgary (exhibition)	86-52	W
22-24	EA Sports Maui Invitational in Maui, Hawaii		
22 (Mon.)	vs. North Carolina (ESPN2)	50-86	L
23 (Tue.)	vs. Stanford	53-62	L
24 (Wed.)	vs. Chaminade	77-56	W
27 (Sat.)	California (Comcast)	64-67	L

#### DECEMBER

1 (Wed.)	@ Utah State (KJZZ)	57-71	L
4 (Sat.)	@ USC (Fox Sports Net 2)	82-87	L
8 (Wed.)	Boise State (KBCI-TV)	90-77	W
11 (Sat.)	vs. Wash. St. @ Delta Center	46-49	L
18 (Sat.)	Utah State (SWP)	62-84	L
21 (Tue.)	North Carolina St (SWP/FNSN)	61-72	L
23 (Thu.)	@ Weber State	79-61	W
28 (Tue.)	Southern Utah	77-52	W
31 (Fri.)	Santa Clara	87-74	W

#### JANUARY

4 (Tue.)	@ Saint Mary's (Comcast)	51-72	L
8 (Sat.)	*San Diego State (SWP-KSL)	7 p.m.	
11 (Tue.)	Montana State-Billings	7 p.m.	
15 (Sat.)	*@ Colorado State (ESPN+)	1 p.m.	
17 (Mon.)	*@ Wyoming (ESPN)	10 p.m.	
22 (Sat.)	*Air Force (ABC)	11 a.m.	
24 (Mon.)	*New Mexico (SWP-UPN)	8 p.m.	
31 (Mon.)	*Utah (ESPN)	10 p.m.	

#### FEBRUARY

5 (Sat.)	*@ UNLV (ESPN+)	Noon	
7 (Mon.)	*@ San Diego State (SWP-UPN)	7 p.m.	
12 (Sat.)	*Wyoming (SWP-KSL)	7 p.m.	
14 (Mon.)	*Colorado State (SWP-UPN)	8 p.m.	
19 (Sat.)	*@ New Mexico (SWP-KSL)	7 p.m.	
21 (Mon.)	*@ Air Force (SWP-UPN)	7 p.m.	
26 (Sat.)	*@ Utah (ESPN+)	1 p.m.	

#### MARCH

5 (Sat.)	*UNLV (SWP-KSL)	7 p.m.	
10-12	@ MWC Tournament, Denver (ESPN, ERT)		

Times are local to site and subject to change

### BYU HOSTS SAN DIEGO STATE SATURDAY TO OPEN MWC PLAY

BYU (5-9, 0-0 MWC) opens the MWC season Saturday by hosting the San Diego State Aztecs (6-7, 0-0 MWC) at 7 p.m. MST) in the Marriott Center. The game is a SportsWest telecast airing on KSL-TV, channel 5, in Utah, Cox 4 in San Diego and nationally via ESPN FULLCOURT. The radio broadcast can be heard on KSL Newsradio 1160 (KSL.com).

### UP NEXT FOR THE COUGARS

BYU faces its final non-league opponent Tuesday before returning to MWC play Tuesday when the Cougars host Montana State-Billings at 7 p.m. in the Marriott Center (radio-only game).

### COUGAR QUICK HITS

- BYU had a three-game winning streak halted Tuesday with its loss at Saint Mary's. BYU is 3-3 at home, 1-3 in road games and 1-3 on neutral floors this year.
- BYU is shooting .430 on the season, including .383 from three-point range.
- BYU has made 27 straight free throws – including a single-game school record of 24 vs. Santa Clara in the Cougars' last home game.
- The 10 BYU players averaging double-digit minutes this season include six sophomores, three seniors and one freshman. Of BYU's freshmen top-20 signing class, only F/C Chris Miles is currently playing (10.5 minutes). Both David Burgess (ankles) and Trent Plaisted (knees) are currently out while top guard prospect and Arizona Player of the Year Lee Cummond has not been with the Cougars this season after opting to serve an LDS Church mission. After returning early, he will join the Cougars next season.
- Senior guard Mike Hall leads BYU in scoring at (13.5 ppg). Sophomore guard Mike Rose adds 9.9 ppg and senior center Jared Jensen contributes 9.4 ppg. Sophomore swingman Keena Young leads BYU in rebounding (6.0 rpg) while sophomore center Derek Dawes 5.3 and sophomore forward Garner Meads adds 5.0. Meads, however, has missed the last three games but could return to action Saturday.
- BYU's tough schedule has included four Pac-10 opponents this season and two nationally ranked ACC teams (North Carolina and NC State). BYU's wins are over Chaminade (77-56), Boise State (90-77), Weber State (79-61), Southern Utah (77-52) and Santa Clara (87-74).

### BYU GAME #15 FAST FACTS

### BYU COUGARS (5-9, 0-0 MWC) vs. SAN DIEGO STATE AZTECS (6-7, 0-0 MWC)

SATURDAY, JAN. 8, 2005  
 MARRIOTT CENTER (22,700)  
 PROVO, UTAH 7:07 p.m. MST

Coaches: .BYU, Steve Cleveland (134-96 in eighth season; same overall)

.....SDSU, Steve Fisher (76-86 in sixth season; 260-168 in 13th year overall)

Series: . . .BYU leads, 38-16 (Last season: split series with home wins, BYU winning last outing in OT in Provo, 83-69)

TV: . . . . .SportsWest Productions on KSL-TV, channel 5, in Utah, Cox 4 in San Diego and nationally via ESPN FULL-COURT (Tom Kirkland play-by-play with Blaine Fowler adding analysis).

Radio: . . . . .KSL 1160, BYU Sports Network (Greg Wrubell calls play-by-play with Mark Durrant adding commentary)

Web: . . . . .Live audio and live stats are available at [byucougars.com/basketball\\_m/](http://byucougars.com/basketball_m/) (select 2004-05 schedule)

### BYU'S PROJECTED STARTERS:

POS.	#	NAME	HT.	WT.	YR.	HOMETOWN / LAST TEAM	PPG	RPG	NOTE
F	3	Keena Young	6-6	205	So.	Beaumont, TX / South Plains College	6.4	6.0	Transfer leads the team in rebounds per game
F	52	Jared Jensen	6-9	250	Sr.	West Haven, UT / Fremont HS	9.4	3.6	Makes team-best 58 percent of his field goal attempts
C	43	Derek Dawes	6-11	265	So.	Salt Lake City, UT / Cottonwood HS	5.2	5.3	Started three of last four games, 9 pts, 10 rebs at SMC
G	1	Mike Hall	6-3	205	Sr.	San Bernardino, CA / Dixie State College	13.5	3.9	Top returning scorer; 2004 MWC Defender of the Year
G	13	Austin Ainge	6-2	180	So.	Gilbert, AZ / Highland HS	9.3	2.6	Started the last 6 games; adds 3.2 assists per game

### BYU OFF THE BENCH:

POS.	#	NAME	HT.	WT.	YR.	HOMETOWN / LAST TEAM	PPG	RPG	NOTE
G	2	Mike Rose	6-2	185	So.	Houston, TX / Spring Woods HS	9.9	1.6	Leads team with 34 three-pointers and .466 3-FG %
F	4	Joshua Burgess	6-8	230	Jr.	Irvine, CA / Irvine Valley College	0.0	1.0	Saw first action with late time vs. Southern Utah
G	10	Terry Nashif	5-10	165	Sr.	Vancouver, WA / Evergreen HS	2.0	1.6	Senior captain adds 2.2 assists per game; has 14 career starts
G	12	Brock Reichner	6-4	205	Jr.	Provo, UT / Salt Lake Community College	1.0	0.3	Walkon transfer has appeared in 3 games in late action
G	20	Sam Burgess	6-3	190	So.	Alpine, UT / Snow College	2.5	0.8	Returned in May from 2-year Church mission to Spokane
G/F	23	Jimmy Balderson	6-6	200	So.	Magrath, Alberta / Magrath HS	5.4	0.6	Came out of planned redshirt year in BYU's fifth game
F	41	Garner Meads	6-8	225	So.	Salt Lake City, UT / Brighton HS	5.0	5.0	Has missed the last three games (foot) - probable to play
F/C	54	Chris Miles	6-11	235	Fr.	Provo, UT / Timpviev HS	1.8	1.9	Freshman had season-high 12 points in last home game

### OUT - WILL NOT PLAY:

C	34	David Burgess	6-10	265	Fr.	Irvine, CA / Woodbridge HS	0.0	0.0	Out for season (ankles)
F	44	Trent Plaisted	6-11	220	Fr.	San Antonio, TX / Clark HS	1.6	0.6	Out indefinitely (knees)



**BYU SERIES RECORD VS. ...**

**SAN DIEGO STATE**

Overall Series Record: BYU leads 38-16  
 BYU Record in Provo: 23-2  
 BYU Record in San Diego: 15-13  
 BYU Record at Neutral Sites: 0-1  
 BYU Record under Steve Cleveland: 11-3  
 BYU Record in Overtime Games: 3-2 (1-1 Rd, 2-1 Hm)  
 Last Overtime Game: 2004, BYU won in Provo, 83-69  
 Longest BYU Win Streak: 11 (1990-95)  
 Longest SDSU Win Streak: 3 (1941-77)  
 Largest BYU Margin of Victory: 40, 106-66 in 1982  
 Largest SDSU Margin of Victory: 19, 89-70 in 1985  
 Most Points Scored by BYU: 123 in 1980  
 Most Points Scored by SDSU: 104 in 1977

Date	Opponent	Score	W/L
12-19-41	at San Diego State	45-49	L
12-20-41	at San Diego State	40-42	L
12-23-77	at San Diego State	88-104	L
2-3-79	San Diego State	88-80	W
3-2-79	at San Diego State	96-95	W
1-24-80	at San Diego State	123-91	W
3-1-80	San Diego State	114-81	W
1-8-81	San Diego State	84-73	W
2-14-81	at San Diego State	72-73	L
1-28-82	at San Diego State	66-80	L
2-27-82	San Diego State	106-66	W
1-14-83	San Diego State	96-74	W
2-12-83	at San Diego State	69-67	W
1-20-84	at San Diego State	75-79	L
2-16-84	San Diego State (OT)	94-92	W
1-12-85	at San Diego State	70-89	L
1-31-85	San Diego State	71-77	L
1-11-86	San Diego State	82-70	W
2-6-86	at San Diego State	81-71	W
1-15-87	San Diego State	94-82	W
2-26-87	at San Diego State	85-68	W
1-9-88	San Diego State	92-65	W
2-18-88	at San Diego State (OT)	80-82	L
1-12-89	San Diego State	85-81	W
2-9-89	at San Diego State	74-89	L
1-6-90	at San Diego State	63-60	W
2-1-90	San Diego State	75-58	W
1-3-91	at San Diego State	73-61	W
2-7-91	San Diego State	75-55	W
1-6-92	at San Diego State	89-59	W
2-29-92	San Diego State	98-78	W
1-21-93	San Diego State	76-64	W
2-13-93	at San Diego State	80-73	W
1-20-94	at San Diego State (OT)	83-82	W
2-10-94	San Diego State	101-87	W
1-12-95	San Diego State	66-57	W
2-18-95	at San Diego State	52-58	L
1-13-96	at San Diego State	76-83	L
2-15-96	San Diego State	81-68	W
12-31-96	San Diego State (OT)	86-89	L
11-14-97	at San Diego State	73-59	W
1-14-99	at San Diego State	83-76	W
2-13-99	San Diego State	93-76	W
2-3-00	at San Diego State	72-50	W
3-4-00	San Diego State	67-50	W
1-13-01	San Diego State	79-50	W
2-12-01	at San Diego State	69-66	W
1-12-02	San Diego State	75-64	W
2-11-02	at San Diego State	73-77	L
3-7-02	vs. San Diego State#	51-62	L
1-2-03	at San Diego State	80-69	W
2-17-03	San Diego State	66-64	W
1-12-04	at San Diego State	61-65	L
2-9-04	San Diego State (OT)	83-69	W

# MWC Tourney in Las Vegas

**LOOKING AT SAN DIEGO STATE**

The Aztecs are currently 6-7 on the season, having snapped a two-game skid with a 64-49 win over South Dakota State Monday. SDSU is 1-3 on the road. They suffered losses to Cougar opponents California (60-57) and Saint Mary's (73-64) as well as No. 12 Washington (98-68) during non-conference play in December. San Diego State returns nine letterwinners and four starters from last season's 14-16 team that finished tied for fifth in the Mountain West Conference with a 5-9 record. Sophomore forward Marcus Slaughter (6-8) and sophomore guard Brandon Heath (6-4), both All-MWC Honorable Mention recipients in 2004, rank third and fourth respectively in the league in scoring as Slaughter averages 18.5 points per game and Heath contributes 17.4. Slaughter also leads the Aztecs in rebounding, pulling down 8.8 boards per game, and has scored in double-figures in every game this season. Heath is close behind, having reached double figures in 12 of 13 games and the last 10 straight. Center Chris Manker (7-0) is third on the team in scoring with 9.0 points per game while junior guard John Sharper adds 6.7 and freshman guard Matt Thomas contributes 5.5. Transfer Mohamed Camara, a 6-10 center, is second on the team in rebounds, averaging 5.0 boards per game while Heath ranks third at 3.9. Junior forward Trimaine Davis leads the Aztecs in field goal percentage with a .568 mark, and Tyler Smith, a 6-2 freshman guard, is first in three-point efficiency, making 41.2 percent from beyond the arc. SDSU has not had the services of All-MWC Honorable Mention pick Wesley Stokes, who averaged 12.1 points and 2.3 rebounds per game last season, due to academic issues; however, Stokes could become eligible to play as early as Saturday. As a team, SDSU is shooting 42.6 percent from field goal range, including 33.3 percent from three-point range and 67.5 percent from the free-throw line, while scoring 68.8 points per game. The Aztecs allow their opponents to shoot 42.7 percent from the field while making 35.1 percent from beyond the arc and scoring 67 points per game. All of SDSU's losses have come when the Aztecs shoot below 40 percent.

**SDSU DEFEATS SDSU IN LAST OUTING**

Brandon Heath scored 15 points and led a second-half run that broke open a close game to carry San Diego State to a 64-49 victory over South Dakota State on Monday. Heath, who had seven assists and four steals, was one of nine Aztecs who scored as SDSU (6-7) won for only the second time in eight games. Marcus Slaughter also scored 15 points. Heath scored seven points in an 8-0 run early in second half that put the Aztecs ahead 44-27. He started the run with a steal and dunk. After a free throw by Tyler Smith, Heath hit a 3-pointer, then stole the inbound pass and scored on a layup. SDSU held South Dakota State (2-11) to just 30.8 percent shooting and won despite being outrebounded 48-36. Ben Beran led the Jackrabbits with 15 points. Leading scorer Steve Holdren added 12 points, hitting just 5-of-20 field goal attempts. South Dakota State, playing in its first year at the Division I level, trailed by only four points with 3 minutes to go in the first half before the Aztecs scored the final five points for a 30-21 halftime lead.

**SAN DIEGO STATE'S POSSIBLE STARTERS**

Pos.	#	Name	Ht.	Wt.	Yr.	PPG	RPG
F	3	Chris Walton	6-8	234	Sr.	2.5	2.8
F	42	Marcus Slaughter	6-8	223	So.	18.5	8.8
C	50	Mohamed Camara	6-10	265	Jr.	3.2	5.0
G	01	Brandon Heath	6-3	183	So.	17.4	3.9
G	11	Tyler Smith	6-2	208	Fr.	2.2	1.9

**SERIES NOTES**

BYU owns a 38-16 advantage over the Aztecs in a series that dates back to 1941. The Cougars are 23-2 in Provo and 11-3 under head coach Steve Cleveland. The two teams split last season's games with each squad winning in its home arena. SDSU defeated the Cougars 65-61 in San Diego last January on a last-second bucket and a disputed technical foul call. One month later, the Aztecs forced overtime in Provo, but fell 83-69 as Cougar Mike Hall blocked the game-winning shot with 2.7 seconds left in regulation and then sparked BYU on a 16-0 overtime run to seal the victory.



**LAST YEAR'S BOX SCORE - IN SAN DIEGO**

01-12-04 7:06 pm PST at Cox Arena at Aztec Bowl (San Diego, CA)  
VISITORS: BRIGHAM YOUNG 10-4; 0-1 MWC

#	Player	tot-fg		3-pt		rebounds		pf	tp	a	to	blk	s	min			
		fg	fga	fg	fga	ft	fta								of	de	tot
03	BIGELOW, Mark	f	5	12	2	7	2	4	5	2	14	1	2	1	36		
41	MEADS, Garner	f	4	6	0	0	2	2	2	4	3	10	0	3	1	0	
55	ARAUJO, Rafael	c	4	8	0	0	4	4	3	10	13	4	12	0	5	0	
01	HALL, Mike	g	5	11	2	3	3	4	1	3	4	0	15	1	3	1	
04	LEMES, Luiz	g	1	4	0	0	0	0	2	2	2	2	4	3	0	0	
00	WOODBERRY, Kevin	g	0	3	0	0	0	0	3	3	0	0	0	0	0	0	
05	SHOFF, Jake	g	1	3	0	0	2	2	2	5	2	4	1	1	0	0	
10	NASHIE, Terry	g	0	0	0	0	2	2	0	1	1	2	2	0	1	1	
52	JENSEN, Jared	g	1	5	0	0	0	0	1	1	2	2	0	0	0	0	
TEAM		Totals		21		52		4		15		15		17		29	
Game		40.4%		26.0%		36.0%		16		61		9		17		4	

TOTAL FG%	1st Half: 12-27 44.4%	2nd Half: 9-25 36.0%	Game: 40.4%	DEADBALL
3-Pt. FG%	1st Half: 3-7 42.9%	2nd Half: 1-8 12.5%	Game: 26.7%	REBOUNDS
F Throw %	1st Half: 6-7 85.7%	2nd Half: 9-10 90.0%	Game: 88.2%	1

HOME TEAM: SAN DIEGO STATE 10-6; 1-0 MWC

#	Player	tot-fg		3-pt		rebounds		pf	tp	a	to	blk	s	min			
		fg	fga	fg	fga	ft	fta								of	de	tot
03	WALTON, Chris	f	5	13	2	4	0	0	1	5	6	4	12	1	0	1	0
34	SANDERS, Aerick	f	7	13	0	0	4	6	6	1	7	5	18	0	0	3	1
42	SLAUGHTER, Marcus	f	1	3	0	0	1	2	2	3	5	2	3	2	1	0	1
01	HEATH, Brandon	g	4	16	3	10	2	4	2	3	5	2	13	0	3	0	2
02	STOKES, Wesley	g	7	13	1	3	0	0	1	3	4	1	15	7	3	0	2
00	JOHNSON, Tommy	g	0	2	0	1	0	0	0	0	0	0	1	0	1	0	0
15	SHARPER, John	g	0	1	0	1	0	0	0	1	1	0	0	1	0	0	2
20	DAVIS, Trimaime	g	1	1	0	0	2	2	0	0	0	1	4	1	0	0	0
33	MANKER, Chris	g	0	4	0	0	0	0	2	2	0	0	0	1	0	0	5
TEAM		Totals		25		66		6		20		9		14		24	
Game		37.9%		37.1%		37.1%		16		65		14		7		4	

TOTAL FG%	1st Half: 12-31 38.7%	2nd Half: 13-35 37.1%	Game: 37.9%	DEADBALL
3-Pt. FG%	1st Half: 2-7 28.6%	2nd Half: 4-13 30.8%	Game: 30.0%	REBOUNDS
F Throw %	1st Half: 5-7 71.4%	2nd Half: 4-7 57.1%	Game: 64.3%	3.1

Officials: Randy McCall, Eddie Jackson, Kelly Self  
Technical fouls: BRIGHAM YOUNG-None. SAN DIEGO STATE-None.  
Attendance: 10293  
Score by Periods: 1st 2nd Total  
BRIGHAM YOUNG 33 28 61  
SAN DIEGO STATE 31 34 65

Points in the paint-BY 26SD 26. Points off turnovers-BY 8SD 27.  
2nd chance points-BY 10SD 16. Fast break points-BY 0SD 2.  
Bench points-BY 8SD 4. Score tied-7 times. Lead changes-9 times.

**LAST YEAR'S BOX SCORE - IN PROVO**

2/09/04 10:05 pm at Provo, UT

VISITORS: San Diego State 12-11; 3-5

#	Player	tot-fg		3-pt		rebounds		pf	tp	a	to	blk	s	min			
		fg	fga	fg	fga	ft	fta								of	de	tot
03	WALTON, Chris	f	6	12	2	4	3	3	2	6	8	5	17	2	5	1	3
42	SLAUGHTER, Marcus	f	4	6	1	3	2	3	0	6	6	3	11	1	3	0	2
34	SANDERS, Aerick	c	5	9	0	0	3	4	5	9	4	13	2	3	0	1	45
01	HEATH, Brandon	g	1	9	0	3	1	2	0	0	0	4	3	2	2	0	1
02	STOKES, Wesley	g	3	5	1	2	2	0	0	0	5	9	1	1	0	2	15
00	JOHNSON, Tommy	g	3	6	0	2	2	0	0	1	1	1	8	1	1	0	29
15	SHARPER, John	g	2	4	2	4	2	0	0	0	0	1	8	0	3	0	20
20	DAVIS, Trimaime	g	0	0	0	0	0	0	0	0	0	0	0	0	1	0	7
32	WARDROP, Ben	g	0	0	0	0	0	1	2	0	0	0	0	1	0	0	2
33	MANKER, Chris	g	0	1	0	0	0	1	0	1	1	0	0	1	0	0	4
TEAM		Totals		24		52		6		18		15		19		19	
Game		46.2%		54.5%		46.2%		24		69		10		20		22	

TOTAL FG%	1st Half: 11-23 47.8%	2nd Half: 12-22 54.5%	Game: 46.2%	DEADBALL
3-Pt. FG%	1st Half: 2-8 25.0%	2nd Half: 4-6 66.7%	Game: 33.3%	REBOUNDS
F Throw %	1st Half: 5-6 83.3%	2nd Half: 10-13 76.9%	Game: 78.9%	1

HOME TEAM: Brigham Young University 14-7; 4-4

#	Player	tot-fg		3-pt		rebounds		pf	tp	a	to	blk	s	min			
		fg	fga	fg	fga	ft	fta								of	de	tot
03	BIGELOW, Mark	f	4	11	0	5	2	3	0	1	1	4	10	5	2	0	2
41	MEADS, Garner	f	7	11	0	0	5	5	3	8	4	19	0	2	0	1	37
55	ARAUJO, Rafael	c	3	4	0	0	1	2	2	4	6	4	7	4	1	0	3
01	HALL, Mike	g	6	10	0	2	8	9	2	3	5	2	20	2	4	0	5
04	LEMES, Luiz	g	4	11	2	5	1	2	1	4	5	3	11	4	6	1	37
00	WOODBERRY, Kevin	g	2	4	2	4	5	0	1	1	0	10	0	0	1	0	14
02	ROSE, Mike	g	0	2	0	0	0	0	0	0	0	0	0	0	0	0	4
05	SHOFF, Jake	g	2	5	0	0	0	3	1	4	1	4	0	0	0	0	15
13	AINGE, Austin	g	1	2	0	1	0	0	2	2	0	2	1	2	0	0	4
52	JENSEN, Jared	g	0	1	0	0	0	1	2	3	2	0	0	0	0	0	13
TEAM		Totals		29		61		4		19		21		26		17	
Game		47.5%		46.2%		47.5%		21		83		16		17		12	

TOTAL FG%	1st Half: 11-27 40.7%	2nd Half: 12-26 46.2%	Game: 47.5%	DEADBALL
3-Pt. FG%	1st Half: 3-10 30.0%	2nd Half: 0-8 0.0%	Game: 21.1%	REBOUNDS
F Throw %	1st Half: 5-7 71.4%	2nd Half: 13-16 81.3%	Game: 80.8%	1

Officials: Tom O'Neill, Shawn Lehigh, Eric Curry  
Technical fouls: San Diego State-None. Brigham Young University-None.  
Attendance: 11695  
Score by Periods: 1st 2nd OT Total  
San Diego State 29 38 2 69  
Brigham Young University 30 37 16 83

Points in the paint-SD 22BY 46. Points off turnovers-SD 21BY 24.  
2nd chance points-SD 10BY 10. Fast break points-SD 8BY 15.  
Bench points-SD 16BY 16. Score tied-6 times. Lead changes-7 times.

**LAST YEAR'S FIRST OUTING - COUGARS FALL IN FINAL MOMENTS AT SDSU**

SAN DIEGO (Jan. 12, 2004) - BYU dropped its conference opener for the first time in Mountain West Conference history Monday at San Diego State, falling 65-61 in a hard-fought contest with the Aztecs. In a game marking the beginning of what looks to be a formidable conference schedule, the Cougars fell short despite a strong effort from freshman Garner Meads and yet another double-double from senior Rafael Araujo. Four Cougars scored in double figures in the loss. Mike Hall, who had not scored in double figures the past two games, led the Cougars with 15 points, including two big three-pointers. Mark Bigelow added 14, Araujo contributed 12, and Meads scored a career-high 10 points. Unfortunately, the scoring output was not enough to top the Aztecs, who were led by lone senior Aerick Sanders with 18 points. The Cougars' big man and two-time MWC Player of the Week, Rafael Araujo, who came into the game averaging over 20 points per game, was shut down in the first half, going into the locker room with two fouls and not a single point. Araujo came out solid in the second half, scoring 12 points and pulling down 13 boards to record his 10th double-double of the season. Turnovers plagued the Cougars. The Aztecs scored 27 points off of BYU's 17 turnovers while the Cougars were only able to manage eight points off of seven Aztec turnovers. The 17-7 turnover ratio is identical to the turnover ratio in last week's loss to NC State. With the game hanging in the balance in the last 90 seconds, BYU turned the ball over on three consecutive possessions. As expected, the game was hard-fought and tight the entire 40 minutes, featuring nine lead changes and seven ties. Both teams showcased their ability to generate scoring runs with BYU producing a 10-0 run midway through the first half and a 13-3 run midway through the second half. However, the Aztecs stole the show, going on a 6-0 run to end the first half and cut the Cougars' eight-point lead to only two, 33-31; and then running off six unanswered points in the last 90 seconds of the game to put the Cougars away. Both head coaches celebrated milestones in Monday night's game. BYU Head Coach Steve Cleveland coached his 200th game as a Cougar and San Diego State Head Coach Steve Fisher notched his 250th career victory. The loss drops the Cougars to 10-4 on the season and 0-1 in MWC play, while the Aztecs improve to 10-6 and 1-0. "We did so many good things to get ourselves back in the game, but turnovers made the difference," BYU Coach Steve Cleveland said.

**LAST YEAR IN PROVO - MEADS CAREER NIGHT HELPS COUGARS DEFEAT AZTECS IN OVERTIME**

PROVO, Utah (Feb. 9, 2004) - It took overtime and a 16-0 run but the Cougars captured their second-consecutive conference win on Monday night at home against the San Diego Aztecs with an 83-69 win on ESPN's Big Monday. With the win the Cougars improved to 4-4 in Mountain West play and 14-7 overall while the Aztecs fell to 3-5 in MWC play and 12-11 overall. Senior Rafael Araujo was unusually quiet on offense for the night as he finished with seven points, six rebounds and four assists. What wasn't quiet about Araujo was his defense. "In the end, Rafa got a huge defensive ballgame going," BYU head coach Steve Cleveland said. "It's nice to win a game when he's not scoring 25 points a game." Five Cougars scored in double figures to lead the way for BYU, mostly off the open looks that many Cougars got as the Aztecs focused their defense on Araujo. "When Rafa gets as much attention as he does, it frees up other guys and Meads took care of that," said Cleveland. Redshirt freshman Garner Meads benefited greatly from the free looks as he recorded a career-high 19 points while junior Mike Hall finished two points short of his career high with 20 points on the night. Seniors Mark Bigelow, Luiz Lemes and Kevin Woodberry were the other Cougars to score in double figures with 10, 11 and 10, respectively. On defense, the Cougars held the Aztecs leading scorer, Brandon Heath, to only three points on the night. That's down a great deal from his usual 16.7 points per game average. San Diego opened up the game with a 7-0 run, which the Cougars followed with a 5-0 run of their own. BYU's first lead of the game came with 16:34 left in the half as Hall stole the ball and dribbled the length of the court for a slam-dunk and put the Cougars up 10-9. Araujo picked up his second foul only five minutes into the game and sat out the remainder of the half, entering intermission without having attempted a shot. With Araujo on the bench, the other big men were called on to fill up the middle, and Shoff responded by tying his season high of four points in 13 minutes of action in the half. Shoff scored the final basket of the half for the Cougars to keep BYU ahead of the Aztecs, 30-29, going into the break. The second half started with the Cougars going on a 9-0 run, capped with a dunk by Meads as he rebounded Bigelow's missed three-point attempt. BYU lead by as many as 10 at 58-48 with 7:52 left to play in the game, but the Aztecs went on a 9-1 run and made it a two-point game at 59-57 with 5:16 left to play. With 49 seconds left in regulation, Heath gave the Aztecs a two-point lead at 65-67. The Cougars came down the court and Bigelow spotted up from the right-hand corner and buried a jumper to tie the game at 67 apiece with 35 second left in the game. Heath brought the ball up for the Aztecs and dribbled down the clock and threw up a last second shot with the Lemes in his face that bounced around the rim and fell off with no time left, sending the game into overtime. From the opening tip in the overtime the Cougars looked like a completely different team as they dominated the Aztecs up and down the floor. Hall took the opening tip-off in for a two-handed jam with only five seconds ticking off the clock. BYU stopped the Aztecs on their end of the floor, came down the court and Lemes nailed a three-pointer to give BYU a 72-67 lead. The Cougars never looked back in the overtime as they went on a 16-0 run, not allowing the Aztecs a single basket until there was under a minute left. BYU went on to win 83-69.

**NOTE WORTHY**

With last year's win over SDSU in Provo, Steve Cleveland moved into second on the all-time Marriott Center wins list, passing Ladell Andersen with his 82nd win at home.



2004-05 BYU NUMERICAL ROSTER

NO.	NAME	POS.	HT.	WT	YR.	HOMETOWN (PREVIOUS SCHOOL)
1	Mike Hall	G/F	6-3	205	Sr.	TR-1L San Bernardino, CA / Dixie State College
2	Mike Rose	G	6-2	185	So.	1L Houston, TX / Spring Woods HS
3	Keena Young	F	6-6	205	So.	TR Beaumont, TX / South Plains College
4	Joshua Burgess	F	6-8	230	Jr.	TR-RS Irvine, CA / Irvine Valley College
10	Terry Nashif	G	5-10	165	Sr.	3L Vancouver, WA / Evergreen HS
12	Brock Reichner	G	6-4	205	Jr.	TR Provo, UT / Salt Lake Community College
13	Austin Ainge	G	6-2	180	So.	RS-1L Gilbert, AZ / Highland HS
20	Sam Burgess	G	6-3	190	So.	TR Alpine, UT / Snow College
23	Jimmy Balderson	G	6-6	200	So.	1L Magrath, Alberta / Magrath HS
34	David Burgess	C	6-10	265	Fr.	HS Irvine, CA / Woodbridge HS
41	Garner Meads	F	6-8	225	So.	RS-1L Salt Lake City, UT / Brighton HS
43	Derek Dawes	C	6-11	275	So.	1L-RS Salt Lake City, UT / Cottonwood HS
44	Trent Plaisted	F	6-11	220	Fr.	HS San Antonio, TX / Clark HS
52	Jared Jensen	F/C	6-9	250	Sr.	3L West Haven, UT / Fremont HS
54	Chris Miles	F	6-11	235	Fr.	HS Provo, UT / Timpview HS

Head Coach: Steve Cleveland , UC Irvine, 1976  
 Associate Head Coach: Dave Rose, Houston, 1983  
 Assistant Coaches: Andy Toolson, BYU, 1990; John Wardenburg, BYU, 1986  
 Director of Basketball Operations: Walter Roese, BYU-Hawaii, 1994  
 Team Trainer: Robert Ramos, BYU, 1995

PRONUNCIATION GUIDE

**TERRY NASHIF**  
 NASH-if

**TRENT PLAISTED**  
 PLAY-sted

**BROCK REICHNER**  
 RICH-ner

**KEENA YOUNG**  
 KEY-nah

**WALTER ROESE**  
 row-EESE

**ROBERT RAMOS**  
 RAY-mus

SEASON / CAREER HIGHS

#	PLAYER	POINTS	REBOUNDS	ASSISTS
1	HALL, Mike <i>Career:</i>	23 vs. California, at Weber State <i>same</i>	9 vs. Boise State <i>same</i>	5 vs. Chaminade, vs. Boise State <i>same</i>
2	ROSE, Michael <i>Career:</i>	26 vs. Santa Clara <i>same (also vs. Southern Utah (2003))</i>	3 (5 times) last at Saint Mary's <i>5 vs. Western Oregon (2003)</i>	5 vs. Santa Clara <i>6 vs. Southern Utah (2003)</i>
3	YOUNG, Keena <i>Career:</i>	14 vs. Chaminade, at Weber State <i>same</i>	10 vs. North Carolina, NC State <i>same</i>	4 at Weber State <i>same</i>
4	BURGESS, Joshua <i>Career:</i>	- <i>-</i>	1 vs. Southern Utah <i>same</i>	vs. Southern Utah <i>same</i>
10	NASHIF, Terry <i>Career:</i>	8 vs. California <i>11 at San Diego State (2003)</i>	8 vs. California <i>same</i>	10 at USC <i>same</i>
12	REICHNER, Brock <i>Career:</i>	3 vs. Southern Utah <i>same</i>	1 vs. Southern Utah <i>same</i>	1 vs. Southern Utah <i>same</i>
13	AINGE, Austin <i>Career:</i>	21 vs. Utah State (12/18/04) <i>same</i>	7 vs. Santa Clara <i>same</i>	8 vs. NC State <i>same</i>
20	BURGESS, Sam <i>Career:</i>	8 vs. Chaminade <i>same</i>	3 vs. Chaminade <i>same</i>	1 vs. Stanford, at Saint Mary's <i>same</i>
23	BALDERSON, Jimmy <i>Career:</i>	22 at USC <i>same</i>	2 vs. Boise State <i>7 vs. vs. Fort Lewis (2002)</i>	4 at USC <i>same</i>
34	BURGESS, David <i>Career:</i>	- <i>-</i>	- <i>-</i>	- <i>-</i>
41	MEADS, Garner <i>Career:</i>	10 at USC, at Weber State <i>19 vs. San Diego State (2004)</i>	10 vs. Washington State <i>same - also vs. Wyoming (2004)</i>	2 vs. Boise State, vs. Washington State <i>same</i>
43	DAWES, Derek <i>Career:</i>	10 vs. Chaminade, at USC, vs. SUU <i>same</i>	10 vs. Stanford <i>same</i>	1 (five times) last vs. Santa Clara <i>2 vs. Wyoming (2/15/01)</i>
44	PLAISTED, Trent <i>Career:</i>	2 vs. North Carolina <i>same</i>	4 vs. Stanford <i>same</i>	1 vs. North Carolina <i>same</i>
52	JENSEN, Jared <i>Career:</i>	23 vs. Santa Clara <i>same</i>	7 at Saint Mary's <i>10 (3 times-Creighton, CSUN, CSU)</i>	3 at Weber State <i>same (also at San Diego State)</i>
54	MILES, Chris <i>Career:</i>	12 vs Santa Clara <i>same</i>	5 vs. North Carolina, Utah State <i>same</i>	3 vs. Southern Utah, vs. Santa Clara <i>same</i>



**BYU MARGIN OF VICTORY/DEFEAT WINS**

WINS	LOSSES
1 point	
2 points	
3 points	2
4 points	
5 points	1
6 points	
7 points	
8 points	
9 points	1
10 points	
11 points	1
12 points	
13 points	2
14 points	1
15 points	
16-19 points	1 (18)
20-24 points	1 (21) 2 (21,22)
25-29 points	1 (25)
30-plus points	1 (36)

**CURRENT BYU WIN/LOSS STREAKS ...**

At home	2-0
On the road	0-1
On a neutral floor	0-1
At home vs. Nonconference	2-0
At home vs. MWC	12-0
On the road vs. Nonconference	0-1
On the road vs. MWC	3-0
On a neutral floor vs. Nonconference	0-1
On a neutral floor vs. MWC	0-1
at regular season tournament	1-0
at MWC Tournament	0-1
at NCAA Tournament	0-5
at NIT	0-1

**BYU'S 2004-05 RECORD WHEN ...**

At home	3-3
On the road	1-3
On a neutral floor	1-3
On Television	1-7
On CBS	0-0
On ESPN	0-0
On ESPN2	0-1
On ESPN+Plus	0-0
On ABC	0-0
On SportsWest	0-2
On other local broadcast TV	1-4
On Monday	0-1
On Tuesday	1-3
On Wednesday	2-1
On Thursday	1-0
On Friday	1-0
On Saturday	0-4
Coming off a win	2-3
Coming off a loss	3-5
Had two or more days between last game	3-8
Had only one day between last game	1-0
Playing the next day after a game	1-1
BYU scores 100 or more points	0-0
BYU scores between 90-99 points	1-0
BYU scores between 80-89 points	1-1
BYU scores between 70-79 points	3-0
BYU scores between 60-69 points	0-3
BYU scores below 60 points	0-5
Opponent scores 90 or more points	0-0
Opponent scores between 80-89 points	0-3
Opponent scores between 70-79 points	3-2
Opponent scores between 60-69 points	1-2
Opponent scores between 50-59 points	2-0
Opponent scores below 50 points	0-1
BYU leads at half	4-1
Opponent leads at half	0-7
Score tied at half	1-1
BYU leads with 5 minutes left	5-0
Opponent leads with 5 min. left	0-9
Score tied with 5 minutes left	0-0
BYU leads with 1 minute left	5-0
Opponent leads with 1 min. left	0-9
Score tied with 1 minute left	0-0
Game goes into overtime	0-0
BYU shoots 50 % or better	3-0
Opponent shoots 50 % or better	0-1
BYU out shoots opponent	5-1
Opponent out shoots BYU	0-8
BYU out rebounds opponent	3-3
Opponent out rebounds BYU	2-6
BYU and opponent tie in rebounds	0-0
vs. top-25 ranked opponent	0-2
vs. 2004 conference champions	0-3
vs. 2004 postseason teams	1-6

**BYU's LAST OUTING - MISCUES FUEL SAINT MARY'S VICTORY OVER BYU**

MORAGA, Calif. (Jan. 4, 2005) – The Saint Mary's Gaels took advantage of various BYU turnovers and a big second half to defeat the Cougars 72-51, Tuesday at the McKeon Pavilion. "Saint Mary's is a very good team but the fact is, we beat ourselves," BYU coach Steve Cleveland said. "We made a lot of unforced errors. They got on us in the second and we couldn't finish. We made some turnovers and the game got away from us." BYU had 25 turnovers that led to 35 Gael points, half of their total for the game. The Cougars hit 41 percent of their shots while Saint Mary's shot 44 percent. The loss ended a season-best three game win streak by BYU. "Defensively we played well," Cleveland said. "For the most part, most of what they got came off our turnovers. We made stops and played well but they took advantage of our mistakes." Sophomore center Derek Dawes nearly registered a double-double for the Cougars with 10 rebounds and nine points on 4-of-6 shooting. Senior guard Mike Hall led BYU with 12 points, shooting 5-of-10 while sophomore guards Mike Rose and Austin Ainge each scored six. Junior forward Daniel Kickert led all scorers with 23 while senior guard Paul Marigney added 19 for the Gaels. Senior forward Frederic Adjwanou came off the bench to grab 10 rebounds while senior guard E.J. Rowland recorded seven assists. Saint Mary's took control of the game after gaining momentum on a buzzer beating three by Kickert to end the first half. The Gaels jumped on the Cougars in the second, increasing the lead from 31-28 to 42-30. Rose led a small BYU rally, hitting two threes to cut the lead to 44-36. The Cougars had a chance to cut the lead to six but freshman forward Chris Miles missed a dunk and was called for a technical foul for hanging on the rim. The Gaels capitalized by hitting a free throw and getting a three from Marigney to take control at 48-36. The game was close throughout the first half, marked by ten lead changes and five ties. BYU jumped ahead early on a three by Mike Hall and held the lead at 7-6 and 11-10 before the Gaels jumped ahead 17-13. The Cougars regained the lead at 20-17 on a 7-0 run triggered by five Hall points. Saint Mary's took control after BYU took the lead with an 11-2 run to go up 28-22. The Cougars would not let the game get away as senior guard Terry Nashif hit a three and Dawes added a three point play to tie the game at 26. The Gaels stole back the momentum going into the locker room on Kickert's buzzer beating three, giving Saint Mary's the 31-28 lead. Despite attempting a season-low three free throw attempts, BYU was perfect from the line to extended its consecutive free throw streak to 27. The Cougars hit their last 24 against Santa Clara. "We have to learn from this," Cleveland said. "Everything that we did poorly are things that we can correct. We have to find the positives and get ready for San Diego State. We need to have some good practices and get this thing turned around."

**BYU STARTING LINEUPS**

Opponent	(1)	(2)	(3)	(4)	(5)
v. North Carolina	Nashif	Rose	Hall	Meads	Jensen
v. Stanford	Nashif	Rose	Hall	Meads	Jensen
v. Chaminade	Nashif	Rose	Hall	Young	Jensen
California	Nashif	S. Burgess	Hall	Young	Jensen
at Utah State	Nashif	Hall	Young	Meads	Jensen
at USC	Ainge	Hall	Young	Meads	Jensen
Boise State	Nashif	Hall	Balderson	Meads	Jensen
v. Washington St	Nashif	Hall	Balderson	Meads	Jensen
Utah State	Ainge	Hall	Balderson	Meads	Dawes
NC State	Ainge	Hall	Young	Miles	Jensen
at Weber State	Ainge	Hall	Young	Jensen	Dawes
Southern Utah	Ainge	Rose	Hall	Young	Jensen
Santa Clara	Ainge	Hall	Young	Jensen	Dawes
at Saint Mary's	Ainge	Hall	Young	Jensen	Dawes

**STARTING LINEUP RECORDS (10 different lineups)**

RECORD	(1)	(2)	(3)	(4)	(5)
0-2	Nashif	Rose	Hall	Meads	Jensen
1-0	Nashif	Rose	Hall	Young	Jensen
0-1	Nashif	S. Burgess	Hall	Young	Jensen
0-1	Nashif	Hall	Young	Meads	Jensen
0-1	Ainge	Hall	Young	Meads	Jensen
1-1	Nashif	Hall	Balderson	Meads	Jensen
0-1	Ainge	Hall	Balderson	Meads	Dawes
0-1	Ainge	Hall	Young	Miles	Jensen
2-1	Ainge	Hall	Young	Jensen	Dawes
1-0	Ainge	Rose	Hall	Young	Jensen

**2004-05 RECORD WHEN ...**

Mike Hall starts	5-9 (14 starts)
Jared Jensen starts	5-8 (13 starts)
Keena Young starts	4-5 (9 starts)
Terry Nashif starts	2-5 (7 starts)
Garner Meads starts	1-6 (7 starts)
Austin Ainge starts	3-4 (7 starts)
Mike Rose starts	2-2 (4 starts)
Derek Dawes starts	2-2 (4 starts)
Jimmy Balderson starts	1-2 (3 starts)
Sam Burgess starts	0-1 (1 start)
Chris Miles starts	0-1 (1 start)



**COUGAR ROSTER BREAKDOWN****STARTERS RETURNING (3)**

Mike Hall	G/F Sr.	12.8 PPG, 3.5 RPG, 1.4 SPG
		<i>(30 starts in 2003-04, 30 career starts)</i>
Jared Jensen	F/C Sr.	3.8 PPG, 2.1 RPG, .536 FG%
		<i>(8 starts in 2003-04, 58 career starts)</i>
Garner Meads	F So.	4.2 PPG, 2.9 RPG, .547 FG%
		<i>(18 starts in 2003-04, 18 career starts)</i>

**STARTERS LOST (4)**

Rafael Araujo	C	6-11	18.4 PPG, 10.1 RPG, 1.4 SPG
			<i>(30 starts in 2003-04, 62 career starts)</i>
Mark Bigelow	F/G	6-7	13.4 PPG, 3.8 RPG, 2.8 APG
			<i>(30 starts in 2003-04, 119 career starts)</i>
Luiz Lemes	G	6-3	8.7 PPG, 3.0 RPG, 4.5 APG
			<i>(30 starts in 2003-04, 30 career starts)</i>
Kevin Woodberry	G	6-0	5.0 PPG, 1.9 RPG, 2.1 APG
			<i>(5 starts in 2003-04, 31 career starts)</i>

**LETTERWINNERS RETURNING (8)**

Mike Hall	G/F Sr.	12.8 PPG, 3.5 RPG, 1.4 SPG
Jared Jensen	F/C Sr.	3.8 PPG, 2.1 RPG, .536 FG%
Terry Nashif	G Sr.	1.0 PPG, 1.0 RPG, 1.1 APG
Austin Ainge	G So.	1.3 PPG, 0.4 RPG, 0.8 APG
Garner Meads	F So.	4.2 PPG, 2.9 RPG, .547 FG%
Mike Rose	G So.	3.9 PPG, 0.7 RPG, .459 3FG%
*Jimmy Balderson	G So.	4.0 PPG, 1.5 RPG
**Derek Dawes	C So.	1.1 ppg, 2.0 rpg

\* returning from mission; stats from 2001-02 season

\*\* redshirt last year after returning from mission, stats from 2000-01 season

**LETTERWINNERS LOST (7)**

Rafael Araujo	C Sr.	18.4 PPG, 10.1 RPG, 1.4 SPG
Mark Bigelow	F/G Sr.	13.4 PPG, 3.8 RPG, 2.8 APG
Luiz Lemes	G Sr.	8.7 PPG, 3.0 RPG, 4.5 APG
Kevin Woodberry	G Sr.	5.0 PPG, 1.9 RPG, 2.1 APG
Jake Shoff	F/C Sr.	2.9 PPG, 2.7 RPG, .612 FG%
Ricky Bower	G Sr.	Missed Sr. season due to injury
+Marc Roberts	G	6-3 (1.7 ppg, 1.1 rpg)

+ Left team after sixth game in 2003-04

**RETURNING 2003-04 REDSHIRTS (2)**

Joshua Burgess	F	6-8	Jr.	TR
Derek Dawes	C	6-11	So.	1L

**NEWCOMERS (7)**

David Burgess	C	6-10	Fr.
			<i>(signed out of Woodbridge HS in Irvine, Calif.)</i>
Sam Burgess	G	6-3	So.
			<i>(Transfer back from LDS Mission (Snow College))</i>
Chris Miles	F	6-10	Fr.
			<i>(Signed out of Timpviev HS in Provo, Utah)</i>
Trent Plaisted	F	6-10	Fr.
			<i>(Signed out of Clark HS in San Antonio)</i>
Brock Reichner	G	6-4	Jr.
			<i>(Walkon transferring from Salt Lake CC)</i>
Joshua Reisman	G	6-1	Jr.
			<i>(Transfer signed out of San Jose City College (Calif.))</i>
Keena Young	G/F	6-6	So.
			<i>(Transfer signed out of South Plains College (Texas))</i>

**RETURNING FROM LDS CHURCH MISSIONS (2)**

Sam Burgess	G	6-3	190	So.	TR
					<i>(Returned in May from Spokane, Wash.)</i>
Jimmy Balderson	G	6-6	200	So.	1L
					<i>(Returned in August from Micronesia, Guam)</i>

**HALL SHOOTING 61 PERCENT OVER LAST FOUR GAMES**

Senior Mike Hall has made 22 of his last 36 shots (.611) over the last four games. He was 5-of-10 at Saint Mary's in BYU's last outing. On the year he is shooting 43 percent from the floor and 39 percent on threes. He leads the Cougars in scoring at 13.5 ppg.

**ROSE HAD HOT HAND IN LAST TWO HOME GAMES**

Sophomore guard Mike Rose was BYU's leading scorer in home wins over Southern Utah and Santa Clara. He averaged 20.0 ppg while making 63.2 percent of his shots from the floor, including 8-of-14 treys (.571), and shot 72.7 percent from the line. Rose equaled a career-high 26 points while adding a season-high 5 assists vs. Santa Clara.

**JENSEN EFFICIENT IN THE POST**

Jared Jensen has made 23 of his last 33 field goal attempts (.697) overall. In BYU's last home game, he scored a career-high 23 points in a win over Santa Clara, going 7-for-9 from the floor. Jensen also tied a career-high for most free throws made in a game, going 9-9 against Santa Clara, topping his previous high this season of seven free throws made against Boise State. It was Jensen's fifth perfect night from the line this season. Jensen is shooting .829 from the charity stripe this season, tops among Cougars with a minimum of 10 attempts.

**AINGE PROVING POINT**

Point guard Austin Ainge is one of BYU's young players taking advantage of his opportunity for playing time this season. He has earned the starting position, making the last six starts. He had a career-high 7 rebounds vs. Santa Clara, career-best 21 points on 6-of-9 shooting vs. Utah State and a career-most 8 assists vs. NC State. He is now earning the majority of the point guard minutes with senior Terry Nashif coming off the bench. Overall, he is fourth on the team in scoring at 9.3 ppg and leads the team in assists at 3.2 apg.

**INJURY ISSUES - MEADS PROBABLE FOR SATURDAY**

BYU has suffered through many different injury issues in the post this year. Sophomore forward Garner Meads has missed the last three games and five games overall this year due to injury. Tests Monday were negative for a stress fracture in his foot. He could return to action Saturday vs. San Diego State. Meads had already missed two games (ankle) earlier this season. Freshman center David Burgess is scheduled for ankle surgery and will be out for the season. Freshman forward Trent Plaisted is out indefinitely (knee). Sophomore center Derek Dawes has played the last six games with a broken thumb. Senior F/C Jared Jensen played limited minutes vs. Utah State due to food poisoning and junior forward Joshua Burgess has been slowed by back problems. Freshman F/C Chris Miles is the only Cougar post player not to have his play limited during the regular season due to illness or injury.

**REISMAN NO LONGER WITH TEAM**

JC transfer Josh Reisman left the team. The junior point guard appeared in one game, playing five minutes. He was playing behind sophomore Austin Ainge and senior Terry Nashif. BYU coach Steve Cleveland said Reisman is staying in school on scholarship and could graduate this summer.

**YOUNG TEAM FACING STRONG SCHEDULE**

BYU's team includes seven sophomores and three freshman. Of the Cougars seeing double-digit minutes, six are sophomores, three are seniors and one is a freshman, BYU's schedule includes 10 teams that finished in the top three in their respective league standings last year, with eight finishing as either the league champion or runner-up. Seven teams played in the NCAA Tournament and five were invited to the NIT, while eight opponents achieved 20-win seasons last year. North Carolina, North Carolina State and Stanford all finished the season in the final top-25 rankings. The Cougars have played two teams from the ACC in the same season for the first time in nearly 50 years and they also have faced four teams from the Pac-10 for the first time since 1998-99. The last time BYU had a schedule with two ACC teams was the 1955-56 season when the Cougars played at both NC State and Wake Forest.

**SHOOTING PERCENTAGE/WINNING PERCENTAGE**

BYU is 5-1 when out shooting its opponent and 0-8 when the opponent has the better percentage. The Cougars topped 50 percent shooting the three games (all wins) prior to shooting 41 percent at Saint Mary's. BYU shot below 40 percent in six of its first 10 games. BYU shot 52 percent vs. Santa Clara and made 50 percent from the floor and a season-high 57 percent on threes (12-of-21) vs. Southern Utah. The Cougars made a season-high 60 percent from the floor and 54.5 percent on threes in its win at Weber State.



## 2004-05 MWC STANDINGS

Team	MWC	Overall
New Mexico	0 0 .000	13 2 .867
Utah	0 0 .000	12 3 .800
Air Force	0 0 .000	9 5 .643
Colorado State	0 0 .000	8 5 .615
UNLV	0 0 .000	7 5 .583
Wyoming	0 0 .000	7 5 .583
San Diego State	0 0 .000	6 7 .462
BYU	0 0 .000	5 9 .357

As of January 6, 2005 at 11:26 a.m. MT

## UPCOMING SCHEDULE:

Saturday, Jan. 8

COLORADO STATE at AIR FORCE

SAN DIEGO STATE at BYU

WYOMING at NEW MEXICO

## BYU TOPS MWC IN ATTENDANCE

BYU led the Mountain West Conference in attendance and was ranked 11th nationally in home attendance after averaging 15,300 in 13 home games in 2003-04. The prior season in 2002-03, BYU averaged the 17th largest crowd in the nation overall at 14,468 and had the nation's largest percentage increase over the prior season (during the 2002 Olympic Games hosted in Salt Lake City). Last year BYU had a season-high 22,718 attendance vs. Utah, the largest crowd since 1992 and the 21st largest crowd ever in the Marriott Center.

## BYU BASKETBALL ON KSL NEWSRADIO 1160

The "Voice of the Cougars" is KSL Newsradio 1160's Greg Wrubell. He is in his ninth season as the play-by-play voice of BYU basketball. Wrubell, also the voice of BYU football, is joined by color analyst Mark Durrant, a four-year BYU basketball letterman who graduated in 1995 as a three-time Academic All-WAC forward, or Brian Santiago, who was the WAC assist and three-point percentage leader at Fresno State. Durrant has been part of the KSL broadcast team for eight years while Santiago is in his fourth year providing analysis for select games. Stations on the Cougar Sports Network include:

Salt Lake City, Utah (Flagship) KSL 1160 AM  
 St. George, Utah KDXU 890 AM  
 Manti/Delta, Utah KMGR 95.7 FM  
 Idaho Falls, Idaho KSSL 1260 AM  
 Also, listen online at KSL.com

## BYU COACHES ON KSL EACH WEEK ...

Coaches Corner with Steve Cleveland  
 The Steve Cleveland Show  
 Cougar Hoops Weekly with Dave Rose



"Voice of the Cougars"  
 Greg Wrubell

Mondays at 8:45 a.m.  
 Wednesdays 6-7 p.m.  
 Thursdays 6-7 p.m.

## FREE THROW STREAK

BYU has made 27 straight free throws as a team over the last two games.

## FREE THROW RECORD

BYU finished the game against Santa Clara making 24 consecutive free throws, a new school record. The previous single-game record was 18 straight makes against Wyoming in 1996. The Cougars made a total of 33 free throws on 36 attempts vs. the Broncos, setting season-highs in both categories.

## SCORING SPREE

BYU's 59-point second half against Santa Clara is its most points in a half under head coach Steve Cleveland. The previous high was 56 first-half points against Rice in 2002.

## TAKING CARE OF THE BALL

After averaging 23 turnovers to only 6 assists in its first two outings this year, BYU had taken better care of the ball until committing 25 turnovers at Saint Mary's Tuesday. Over the prior 11 games, the Cougars were averaging 13.3 turnovers and 14.5 assists. During BYU's three-game victory streak, the Cougars averaged 17.3 assists and only 10.7 turnovers. BYU equaled its season low of eight turnovers and made 15 assists at Weber State and had 18 assists and 11 turnovers vs. Southern Utah followed by 19 assists and 13 turnovers vs. Santa Clara.

## FIVE STRAIGHT POSTSEASON INVITES

BYU earned its fifth straight postseason invitation in 2003-04, including its third NCAA Tournament berth in the last four years. The Cougars earned their second consecutive NCAA at-large invitation after finishing the year with the MWC's best RPI rating and strength of schedule ranking. The Cougars also had the league's top win with its victory over Big 12 Champion and NCAA Final Four participant Oklahoma State.

## CONFERENCE TITLES

BYU has won two regular season MWC titles (2001 and 2003) and one MWC Tournament crown (2001) during the five years of the Mountain West Conference. BYU finished second in the regular season this year and was the 2000 MWC Tournament runner-up.

## MWC SUCCESS

With BYU's 10-4 conference record last year, Steve Cleveland now has the most MWC wins of any coach. He passed Wyoming's Steve McClain last season and now has 45 MWC wins compared to McClain's 41.

**BYU NCAA RESULTS**

<b>1950</b>	Western Regional Semis (Kansas City) Baylor 56, BYU 55 Western Consolation (Kansas City) BYU 83, UCLA 62
<b>1951</b>	West First Round (Kansas City) BYU 68, San Jose State 61 West Regional Semifinals (Kansas City) Kansas State 64, BYU 54 West Regional Consolation (Kansas City) Washington 80, BYU 67
<b>1957</b>	West Regional Semifinals (Corvallis, Ore) California 86, BYU 59 West Regional Consolation (Corvallis, Ore) BYU 65, Idaho State 54
<b>1965</b>	West Regional Semifinals (Provo) UCLA 100, BYU 76 West Regional Consolation (Provo) Oklahoma City 112, BYU 102
<b>1969</b>	West First Round (Las Cruces, NM) New Mexico State 74, BYU 62
<b>1971</b>	West First Round (Logan, UT) BYU 91, Utah State 82 West Reg. Semifinals (Salt Lake) UCLA 91, BYU 73 West Reg. Consolation (Salt Lake) Pacific 84, BYU 81
<b>1972</b>	West First Round (Pocatello, Idaho) Long Beach State 95, BYU 90
<b>1979</b>	West Second Round (Tucson, Ariz.) (4) San Francisco 86 (5) BYU 63
<b>1980</b>	West First Round (Ogden, Utah) (6) Clemson 71 (3) BYU 66
<b>1981</b>	East Regional (Providence, R.I.) (6) BYU 60, (11) Princeton 51 (6) BYU 78, (3) UCLA 55 East Regional Semifinals (Atlanta) (6) BYU 51, (2) Notre Dame 50 West Regional Finals (Atlanta) (1) Virginia 74, (6) BYU 60
<b>1984</b>	Midwest Regional (Birmingham, Ala.) (8) BYU 84, (9) UAB 68 (1) Kentucky 93, (8) BYU 68
<b>1987</b>	SE First Round (Birmingham, Ala.) (7) New Orleans 83, (10) BYU 79
<b>1988</b>	Midwest Regional (Birmingham, Ala.) (4) BYU 98, (13) NC-Charlotte 92 (OT) (5) Louisville 97, (4) BYU 76
<b>1990</b>	East First Round (Hartford, Conn.) (5) Clemson 49, (12) BYU 47
<b>1991</b>	West First Round (Salt Lake) (10) BYU 61, (7) Virginia 48 West Second Round (Salt Lake) (2) Arizona 76, (10) BYU 61
<b>1992</b>	West First Round (Boise, Idaho) (7) LSU 94, (10) BYU 83
<b>1993</b>	Midwest First Round (Chicago) (7) BYU 80, (10) SMU 71 Midwest Second Round (Chicago) (2) Kansas 90, (7) BYU 76
<b>1995</b>	Midwest First Round (Memphis, Tenn.) (9) Tulane 76, (8) BYU 70
<b>2001</b>	West First Round (San Diego, Calif.) (5) Cincinnati 84, (12) BYU 59
<b>2003</b>	South First Round (Spokane, Wash.) (5) Connecticut 58, (12) BYU 53
<b>2004</b>	Phoenix Region First Round (Denver, Colo.) (5) Syracuse 80, (12) BYU 75

**WINNING BASKETBALL TRADITION**

With its all-time record of 1477-948 (.609), BYU is No. 19 all-time in Division I victories. The Cougars rank 36th all-time in winning percentage among all Division I basketball programs. The Cougars have had 82 winning seasons in their 102 years of basketball and have made 30 postseason appearances, including 21 NCAA bids, and won 26 conference championships.

**WINNING WAYS**

- With its win at UNLV last year to conclude the regular season, BYU achieved its 28th 20-win season. The Cougars have averaged 20 wins every 2.7 years (BYU has played 76 seasons in which it has played at least 20 games in a season).
- Last year was BYU coach Steve Cleveland's fourth 20-win season in his seven years in Provo since rebuilding the program from its 1-25 season in 1996-97. Cleveland has the second-highest percentage of 20 win seasons (57%) in BYU history behind Roger Reid (75%). Only three BYU coaches have had more than four seasons of 20 wins:

Stan Watts had 6 seasons of 20 wins in 23 years of coaching  
Roger Reid had 6 seasons of 20 wins in 8 years of coaching  
G.Ott Romney had 5 seasons of 20 wins in 9 years of coaching

**CLEVELAND NO. 2 ON MARRIOTT CENTER VICTORY LIST; NO. 2 IN ALL-TIME BYU WINS ON HORIZON**

Cougar head coach Steve Cleveland has guided BYU to the second-most Marriott Center wins. He needs six more Marriott Center wins to have the most ever by a BYU coach. With his 87-21 record in the Cougars' home arena, he is currently second, having passed Frank Arnold's 81 victories last year. Roger Reid has the most Marriott Center wins with 92. Ladell Andersen is fourth with 71. With a 134-96 overall record in his eighth season in Provo, Cleveland is fifth on BYU's career coaching victories list and is 19 wins from moving into second. He needs four wins to move into fourth. He moved past Legendary Cougar coach Stan Watts has the most wins in school history with 372 triumphs from 1949-72. Ott Romney (1927-35) and Roger Reid (1989-96) both achieved 152 victories and Frank Arnold (1975-83) is currently fourth with 137 wins.

**BYU AMONG 14 TEAMS TO HAVE PLAYER DRAFT EACH OF THE LAST TWO SEASONS**

BYU is one of 14 teams to have at least one player drafted in each of the last two NBA drafts. Former BYU center Rafael Araujo was the No. 8 overall pick in the 2004 draft, being selected by the Toronto Raptors. Former BYU guard Travis Hansen was the No. 37 pick overall, taken in the second round by the Atlanta Hawks in the 2003 draft. Following is the list of teams that have had a player drafted the past two seasons (number of players drafted in parenthesis): Arizona (2), BYU (2), Connecticut (3), Duke (3), Georgia (2), Gonzaga (2), Memphis (2), Minnesota (2), Missouri (2), Oregon (2), Stanford (3), Texas (2), UCLA (2), Xavier (3).

**NCAA TOURNAMENT TRADITION**

BYU gained an at-large bid to the NCAA Tournament after making a solid case for entry into the annual championship field. The Cougars achieved 21 wins even though they played more games (16) away (8-8 record) from home than they did in the Marriott Center where BYU was a perfect 13-0. The Cougars finished the season strong, winning nine straight games until being upset 54-51 by Utah in the MWC Tournament semifinals. BYU had an RPI of 31 and strength of schedule rated No. 35 when selected. BYU had quality wins, including a neutral court victory over nationally ranked and Final Four qualifier Oklahoma State, the Big 12 champs.

- BYU made its 21st NCAA Tournament appearance. The Cougars have an 11-24 record in the NCAA Tournament.

- BYU coach Steve Cleveland has guided the Cougars to the NCAA Tournament three out of the last four seasons, including back-to-back appearances the last two years. In his seventh year at BYU, Cleveland has guided the Cougars to postseason play in each of the past five seasons. He has returned the Cougar program to an annual tournament participant since taking over a program that was 1-25 the season before his arrival.

**ALL-AMERICA TRADITION**

BYU players have received 40 All-America citations. Last year Rafael Araujo was named to the Basketball Times All-America Second Team and was an Associated Press honorable mention pick last season. Regarded as the nation's No. 2 center by Basketball Times, Araujo earned second-team honors while Connecticut center Omeke Okafor received first-team accolades and Duke center Shelden Williams was selected to the third team. Araujo led the Cougars in scoring last season at 18.4 points per game and pulled down a team-leading 10.1 boards per game, which ranks 11th nationally. He had the fourth highest combined points and rebounds averages in the nation last year. The MWC Co-Player of the Year, Araujo also topped BYU in steals (1.4 spg) and blocks (0.8 bpg) and led all MWC players in steals in league action. The 6-foot-11 280-pound native of Sao Paulo, Brazil, recorded 16 double-doubles games, the fifth best single-season total all-time at BYU, while leading the Cougars to a 21-9 record and their second straight at-large NCAA Tournament berth. Araujo was joined on the second team by Wisconsin point guard Devin Harris, North Carolina wing Rashad McCants, Providence forward Ryan Gomes, and Mississippi State forward Lawrence Roberts. Araujo is the 19th Cougar basketball player to earn All-America honors and the first since 2001 when Mekeli Wesley earned Associated Press honorable mention honors. Araujo was also named an honorable mention AP selection, as Okafor was the only center selected to the three AP teams. Araujo is the first Cougar since Mike Smith in 1988 to receive second-team honors. He recorded career highs of 32 points and 17 rebounds in BYU's win over eventual No. 3 Oklahoma State and finished his season with 24 points and 12 rebounds against defending national champion Syracuse in the first round of the NCAA Tournament.







Steve Cleveland is in his eighth year at the helm of the Cougars in 2004-05. During his tenure at BYU, Cleveland has proven to be a first-rate recruiter, an excellent coach and player developer, and above all, a winner.

Cleveland has guided BYU to five straight postseason appearances and four 20-win seasons in the last five years. Only three other BYU coaches have ever achieved more 20-win seasons. He was recognized as the Mountain West Conference's top strategist in the 2004 Street & Smith College Basketball Preview. He was honored as the MWC Coach of the Year in 2002-03,

as voted by the league's coaches and media members, after guiding BYU to a share of the MWC regular season title and a 23-9 record.

In 2003-04, Cleveland coached the Cougars to a 76-71 win over then No. 25 and 2004 Final Four team Oklahoma State in the Delta Center. The Cougars finished second in the Mountain West Conference and advanced to the NCAA Tournament before losing 80-75 to defending national champion Syracuse. In 2002-03, Cleveland's team finished 23-9 and tied for the MWC title before earning an NCAA invite. In 2001-02, Cleveland coached BYU to a win over No. 13 Stanford and advanced to the second round of the NIT despite having lost four starters and six of his top seven players from the prior season. In 2000-01, Cleveland guided BYU to its first NCAA tournament bid since 1995, its first conference regular season title since 1993 and its first conference tournament championship since 1992. While rebuilding a program that finished 1-25 before his arrival, he has posted records of 9-21, 12-16, 22-11, 24-9, 18-12, 23-9 and 21-9. The 1999-2000, 2000-2001 and 2002-03 seasons all rank among the school's best years ever in terms of wins. In fact, since BYU's first season in 1903, only five BYU teams have ever recorded more wins than the 24-9 team in 2000-01.

Cleveland has brought the magic of the Marriott Center back in Provo. BYU averaged 15,300 fans in 2003-04, including the largest crowd (22,718) since 1992, to rank 11th nationally. BYU had the nation's largest percentage increase in attendance in 2003. The Cougars owned the nation's longest homecourt victory streak for much of the 2002 and 2003 seasons until it finally ended at 44 games. BYU has won 62 of its last 63 games at home, including unbeaten seasons in 2001, 2002 and 2004.

Cleveland's teams have traditionally been prepared to play their best at the end of the season. BYU ended the 2003-04 season on a nine-game winning streak through February and March until losing in the MWC semifinal game, earning its third NCAA bid in the last four years. BYU has been to the post-season five straight years. In 2001-02 BYU won in the first round of the NIT before losing at eventual NIT champion Memphis. In 2000-01, BYU won five straight games on the road to secure a share of the MWC regular season title and earn the automatic NCAA bid by claiming the MWC Tournament in Las Vegas. The Cougars won six of their last eight games the prior season, including two MWC tournament wins and two NIT victories. In Cleveland's first year, BYU completed a rare sweep of No. 15 New Mexico and UTEP on the road to earn a WAC tournament berth. The road sweep of New Mexico and UTEP was the first for BYU since 1990-91 and the 83-62 upset of nationally ranked New Mexico in the Pit ended the Lobos' 41-game home winning streak. In Cleveland's second season the Cougars had a blowout win over UTEP before a 90-74 conference tournament upset victory over TCU to achieve BYU's first conference tournament win since 1994.

Cleveland's teams have advanced to the finals of the MWC tournament in two of the five seasons the event has been played, winning the title in 2001.

As a recruiter, Cleveland has made a similar impact on BYU's program. Cleveland's recruits have proven they are not only committed to Cleveland's vision but also are the kind of players to help make that vision a reality in Provo. Cleveland and his staff have been able to attract top talent and develop them into better players.

Cleveland's recruits have been honored with a string of conference newcomer or major awards in their first seasons at BYU. Eight players have been honored in Cleveland's seven years as the Cougar coach, including five who have been singled out as either the conference newcomer or freshman of the year. The last two years Rafael Araujo was named the Newcomer of the Year by the conference media members in a poll conducted by the Las Vegas Review-Journal (the MWC no longer has such an award) and Mike Hall was named MWC Defensive Player of the Year. Listed below is the list of award winners in their first season at BYU.

- Mike Hall (2003-2004 Defensive Player of the Year; All-MWC Third Team)
- Rafael Araujo (2002-2003 Newcomer of the Year by MWC media poll)
- Jared Jensen (2001-2002 MWC Co-Freshman of the Year)
- Trent Whiting (2000-2001 MWC Newcomer Team, 2nd Team All-MWC)
- Terrell Lyday (1999-2000 MWC Newcomer of the Year; All-Tournament Team)
- Mark Bigelow (1998-99 WAC Freshman of the Year; Newcomer Team, 2nd Team All-WAC)
- Mekeli Wesley (1997-98 WAC Newcomer Team)
- Ron Selleaze (1997-98 WAC Newcomer of the Year; Newcomer Team, 2nd Team All-WAC)

In October 2001, Cleveland signed a multi-year contract extension with BYU. Before taking the helm with the Cougars on March 11, 1997, Cleveland compiled a 157-77 record at Fresno City College in Fresno, Calif. Cleveland was named coach of the year two times while at FCC and led the Rams to post-season playoffs in each of his seven seasons in Fresno. Cleveland coached 10 years at Fresno's Clovis West High School, compiling a 180-70 record.

**PLAYING CAREER**

Cleveland played college basketball at UC Irvine and was the Anteaters' MVP and leading scorer his senior season in 1975-76. Prior to attending UC Irvine, Cleveland was Fresno City College's Most Outstanding Player in 1973-74. Cleveland received a B.A. degree in social science from UC Irvine in 1976, and received a Master's in education administration from Fresno Pacific in 1979.

**PERSONAL**

Cleveland, 52, was born in the Los Angeles area and spent most of his life in Fresno, Calif. He served a full-time mission for the Church of Jesus Christ of Latter-day Saints to England from 1971-73. Cleveland was the first head basketball or football coach at BYU to have served a church mission. Cleveland and his wife Kip have three children: sons Casey and Skyler and daughter Katie.

**CLEVELAND'S BYU LEDGER**

BRIGHAM YOUNG UNIVERSITY						
Year	W	L	Pct.	Conference	Conf. Tourney	NCAA/NIT
2004-2005	5	9	.357			
2003-2004	21	9	.700	10-4 (2nd MWC)	1-1	0-1 NCAA
2002-2003	23	9	.719	11-3 (T-1st MWC)	1-1	0-1 NCAA
2001-2002	18	12	.600	7-7 (T-4th MWC)	0-1	1-1 NIT
2000-2001	24	9	.727	10-4 (T-1st MWC)	3-0	0-1 NCAA
1999-2000	22	11	.667	7-7 (sixth MWC)	2-1	2-1 NIT
1998-1999	12	16	.429	6-8 (fifth WAC)	1-1	
1997-1998	9	21	.300	4-10 (sixth WAC)	0-1	
<b>Totals</b>	<b>134</b>	<b>96</b>	<b>.583</b>	<b>55-43 (.561)</b>	<b>8-6 (.571)</b>	<b>3-5 (.375)</b>





**MIKE HALL**

6-3 • 205 • senior • guard  
San Bernardino, Calif.

**HALL LATELY:** Currently leads the Cougars in scoring at 13.5 ppg ... Hall has made 22 of his last 36 shots (.611) over the last four games ... Scored team-high 12 points at Saint Mary's ... Scored 10 points vs. Santa Clara ... He was 5-of-7 vs. Southern Utah while scoring 12 points and equaled his career-high with 23 points at Weber State, making a career-best 5 threes (5-7) and 9 field goals (9-12) ... Hall led BYU with 18 points vs. NC State ... Scored a team-leading 21 points on 58 percent (7-12) shooting while pulling down a career-high nine rebounds against Boise State ... Contributed 13 points at USC, including three buckets from behind the arc ... Recorded a team-high 19 points at Utah State, including 3-6 (.500) from behind the three-point line ... Achieved career-high 23 points vs. California, scoring the team's final 12 points ... Was out with an injured ankle the week

leading up to the season opener ... Averaged 10.3 ppg at the Maui Invitational but lacked usual explosiveness while recovering from injury ... Dished out career-high 5 assists vs. Chaminade.

**NOTING HALL:** A 6-foot-3 guard from San Bernardino, Calif., Hall is an MWC Player of the Year candidate as a senior ... He earned MWC Defensive Player of the Year honors and All-MWC Third Team last year ... He is BYU's top returning scorer with the departure of NBA lottery pick Rafael Araujo and four-year starter Mark Bigelow ... Hall joined BYU as a junior from Dixie State College, where he was a first-team NJCAA All-American and Scenic West Athletic Conference and NJCAA Region 18 Player of the Year ... Hall began his college career at Pepperdine University in 2000-2001, playing 18 games for Jan van Breda Koff in his final season coaching the Waves ... Last year filled the position vacated by graduated All-MWC guard Travis Hansen, who was selected by the Atlanta Hawks in the 2003 NBA Draft ... An unselfish, team-oriented player, Hall is an aggressive, slashing offensive scorer, solid rebounder and strong defender ... Last year he had 20 double-figure scoring games, including nine of the last 11 outings ... BYU was 15-5 when he scores in double digits ... Against Syracuse in the NCAA Tournament he had 17 points on 6-of-9 shooting, including 3-of-3 treys, while equaling his season high of 4 assists ... Against the Orangemen he not only hit from long range but had two head-turning dunks, including an ally-oop from Luiz Lemes ... He led BYU with 21 points on 8-of-10 shooting vs. Utah ... His dunk over MWC Co-Player of the Year Nick Welch of Air Force was the ESPN Play of the Day ... He had 16 points vs. New Mexico while holding Danny Granger to 9 points and 3 rebounds (Granger came in averaging 21 and 9) ... He shot 50 percent or better in 17 games .. Scored career-high 22 points vs. Weber State on 8-of-12 shooting.

**PERSONAL:** Born August 1982 in San Bernardino, Calif. ... parents are Clarence and Sharon Hogue ... brother Marcus Hall ... three-year-old son named Elijah Michael ... said he chose BYU because of good coaches, perfect fit for his position, good school, great community and fan support ... said the most influential people in his sports career are his stepfather and mother ... recreation management major.

**Mike Hall – 2004-05 Game-by-Game**

Opponent	Date	GS	Min	TOTAL			3PTS			FT		REBOUNDS				PF	FO	A	TO	Blk	Stl	Pts	Avg		
				FG	FGA	Pct	3FG	FGA	Pct	FT	FTA	Pct	Off	Def	Tot									Avg	
vs North Carolina	11-22-04	*	25	4	15	.267	2	8	.250	0	2	.000	1	3	4	4.0	4	0	0	4	1	1	10	10.0	
vs Stanford	11-23-04	*	33	2	8	.250	1	3	.333	2	2	1.000	2	4	6	5.0	3	0	2	1	0	1	7	8.5	
vs Chaminade	11-24-04	*	38	5	12	.417	2	5	.400	2	2	1.000	3	3	6	5.3	0	0	5	1	0	4	14	10.3	
CALIFORNIA	11-27-04	*	37	8	18	.444	3	7	.429	4	5	.800	3	1	4	5.0	1	0	2	0	0	3	23	13.5	
at Utah State	12/01/04	*	39	7	16	.438	3	6	.500	2	2	1.000	2	3	5	5.0	1	0	3	1	1	1	19	14.6	
at USC	12/04/04	*	33	5	13	.385	3	7	.429	0	1	.000	1	1	2	4.5	2	0	1	3	0	1	13	14.3	
BOISE STATE UNIVERSITY	12/08/04	*	38	7	12	.583	2	3	.667	5	6	.833	2	7	9	5.1	2	0	5	1	0	0	21	15.3	
vs Washington State University	12/11/04	*	36	1	10	.100	1	6	.167	0	0	.000	0	1	1	4.6	4	0	2	3	0	2	3	13.8	
UTAH STATE	12/18/04	*	22	1	4	.250	0	2	.000	2	2	1.000	1	3	4	4.6	0	0	1	3	0	0	4	12.7	
NORTH CAROLINA STATE	12/21/04	*	30	7	17	.412	1	5	.200	3	4	.750	0	4	4	4.5	3	0	3	0	0	3	18	13.2	
at Weber State	12-23-04	*	35	9	12	.750	5	7	.714	0	0	.000	1	1	2	4.3	2	0	4	3	0	2	23	14.1	
SOUTHERN UTAH UNIVERSITY	12/28/04	*	29	5	7	.714	1	3	.333	1	2	.500	2	2	4	4.3	1	0	3	2	0	0	12	13.9	
SANTA CLARA	12/31/04	*	37	3	7	.429	1	3	.333	3	3	1.000	0	1	1	4.0	4	0	2	3	1	2	10	13.6	
at Saint Mary's (CA)	01/04/05	*	35	5	10	.500	2	4	.500	0	0	.000	0	2	2	3.9	2	0	1	1	0	0	12	13.5	
Totals			14	467	69	161	.429	27	69	.391	24	31	.774	18	36	54	3.9	29	0	34	26	3	20	189	13.5

Games played: 14  
Points/game: 13.5  
FG Pct: 42.9  
3FG Pct: 39.1  
FT Pct: 77.4

Rebounds/game: 3.9  
Assists/game: 2.4  
Turnovers/game: 1.9  
Assist/turnover ratio: 1.3  
Steals/game: 1.4  
Blocks/game: 0.2

**BYU CAREER HIGHS:**

POINTS: 23 vs. California, at Weber St. (2005)  
FG MADE: 9 at Weber St. (2005)  
FG ATT: 18 vs. California (2005)  
FG%: .875 (7-8) vs. SUU (2004)  
3FG MADE: 5 at Weber St. (2005)  
3FG ATT: 8 vs. UNC (2005)  
3FG%: 1.000 (3-3) vs. Syracuse (2004)  
FT MADE: 10 vs. UNLV (2004)  
FT ATT: 10 vs. UNLV (2004)  
FT%: 1.000 (10-10) vs. UNLV (2004)  
REB: 9 vs. Boise State (2005)  
ASSISTS: 5 vs. Chaminade (2005), vs. Boise State (2005)  
STEALS: 5 vs. SDSU (2004)  
BLOCKS: 2 vs. WOU, vs. Wyoming (2004)  
MINUTES: 41 vs. SDSU (2004)

**HALL PRIOR YEARS' STATS**

YEAR	GP	GS	MIN	AVG	FG	FGA	PCT	3FG	FGA	PCT	FT	FTA	PCT	OFF	DEF	TOT	AVG	PF	FO	A	AVG	TO	BLK	STL	PTS	AVG
2003-04	30	28	953	31.8	131	265	.494	24	69	.348	98	134	.731	48	56	104	3.5	60	1	54	1.8	58	14	42	384	12.8





**JARED JENSEN**

6-9 • 250 • senior • forward/center  
West Haven, Utah

**JENSEN LATELY:** Has made 23 of his last 33 shots (.697) .... BYU is 4-1 this year when he takes at least 8 shots in a game ... Had season-high 7 rebounds at Saint Mary's ... Scored career-high 23 points, going 7-of-9 from the floor and a career-best 9-for-9 (9 FTs also tied career-most) at the line, while tying a season-high 5 rebounds vs. Santa Clara ... Totaled 16 points at Weber State while setting new career marks in field goals made (8) and attempted (11) – also tying his career-high with 3 assists ... Scored 14 points vs. NC State playing a career-high 35 minutes after scoring a combined 4 points in the previous two games ... Did not start against Utah State due to illness (food poisoning) but played 10 minutes going 2-2 from the floor ... Recorded 13 points, going 7-8 from the free throw line, while posting five rebounds against Boise State ... Scored 12 points in 34 minutes vs. Cal ... Averaged team-leading 11.7 points at the Maui Invitational ... Led all players at the Maui Invitational with a .864 shooting percentage, going 13-of-19 from the floor in three games.

**NOTING JENSEN:** Jensen is an all-conference candidate who will play a much larger role as a senior with the departure of NBA lottery pick Rafael Araujo ... Jensen has played power forward much of the past two years with Araujo in the lineup but Jensen now has the opportunity to return to his more natural position at center ... He made 58 starts over his first three seasons ... Jensen earned All-MWC honorable mention in 2002-03 and MWC Co-Freshman of the Year honors in 2001-02 when he finished first in the Mountain West Conference with a team-leading 59.1 field goal percentage (sixth single-season best percentage in school history) ... A talented offensive player in the low-post, he can receive almost any entry pass with exceptionally soft hands ... He came to the Cougars as the most prized high school recruit from the state of Utah, earning the 2001 Deseret News Mr. Basketball Award, scoring 25.8 points and pulling down 13 rebounds per game at Fremont High School ... A smart player with a total understanding of the BYU's defensive scheme, he also finishes well when given the opportunity, shooting 58 percent from the floor for his career ... Last year Jensen appeared in 27 of 30 games, with 8 starts, and averaged 3.8 points and 2.1 rebounds while shooting .536 from the floor and .724 from the line in 12.1 minutes per game ... After missing three games – all BYU losses – due to a back sprain he suffered against Wyoming in Provo, Jensen returned and BYU went on a nine-game winning streak to finish the regular season with a second-place MWC placement ... The depth and defense he provided in the post with contributions not always evident on a stat sheet were demonstrated as BYU went 10-1 in MWC games with Jensen suited up and 0-3 without him ... He made several big buckets with 6 points and 4 rebounds in only eight minutes at UNLV in the regular season finale ... He went 14-17 (.824) from the line in MWC games ... He missed the first game of his career at Air Force after playing in 78 straight games for BYU, including 58 starts ... In part due to his recovery from an earlier hand injury and then his back, he saw more limited playing time as a junior, logging more than 20 minutes in a game only three times after averaging 20 minutes or better his first two years ... He played 22 minutes vs. CSU in Provo, scoring 8 points and equaling a career high with a game-high 10 rebounds.

**PERSONAL:** Born March 1983 in Ogden, Utah ... parents are Arnold and Ruth Jensen ... married Shaylee P. Jensen in April 2004 in the Logan Temple ... started as a young child playing basketball with his parents ... recruited by Stanford, Utah, Weber State ... construction management major.

**Jared Jensen – 2004-05 Game-by-Game**

Opponent	Date	GS	Min	FG	FGA	Pct	3FG	FGA	Pct	FT	FTA	Pct	Off	Def	Tot	Avg	PF	FO	A	TO	Blk	Stl	Pts	Avg	
vs North Carolina	11-22-04	*	26	3	4	.750	0	0	.000	2	3	.667	0	3	3	3.0	4	0	1	1	0	1	8	8.0	
vs Stanford	11-23-04	*	24	4	7	.571	0	0	.000	3	5	.600	1	1	2	2.5	2	0	0	2	0	1	11	9.5	
vs Chamaine	11-24-04	*	25	6	8	.750	0	0	.000	4	4	1.000	4	1	5	3.3	4	0	0	3	0	0	16	11.7	
CALIFORNIA	11/27/04	*	34	4	10	.400	0	0	.000	4	5	.800	2	0	2	3.0	4	0	0	2	0	0	1	12	11.8
at Utah State	12/01/04	*	32	3	6	.500	0	0	.000	2	2	1.000	0	4	4	3.2	4	0	1	0	0	2	8	11.0	
at USC	12/04/04	*	16	1	3	.333	0	0	.000	1	1	1.000	2	3	5	3.5	0	0	0	3	0	0	3	9.7	
BOISE STATE UNIVERSITY	12/08/04	*	25	3	9	.333	0	0	.000	7	8	.875	2	3	5	3.7	1	0	1	0	0	2	13	10.1	
vs Washington State University	12/11/04	*	6	0	1	.000	0	0	.000	0	0	.000	0	0	0	3.3	0	0	0	1	0	1	0	8.9	
UTAH STATE	12/18/04	*	10	2	2	1.000	0	0	.000	0	1	.000	1	0	1	3.0	1	0	0	1	0	0	4	8.3	
NORTH CAROLINA STATE	12/21/04	*	35	4	6	.667	0	0	.000	6	6	1.000	1	2	3	3.0	3	0	0	3	0	0	14	8.9	
at Weber State	12-23-04	*	27	8	11	.727	0	0	.000	0	0	.000	2	3	5	3.2	4	0	3	0	0	0	16	9.5	
SOUTHERN UTAH UNIVERSITY	12/28/04	*	20	1	2	.500	0	0	.000	0	0	.000	0	3	3	3.2	3	0	0	2	0	0	2	8.9	
SANTA CLARA	12/31/04	*	34	7	9	.778	0	0	.000	9	9	1.000	3	2	5	3.3	4	0	1	3	0	0	23	10.0	
at Saint Mary's (CA)	01/04/05	*	25	1	3	.333	0	0	.000	0	0	.000	2	5	7	3.6	3	0	1	7	1	0	2	9.4	
<b>Totals</b>			13	339	47	81	.580	0	0	.000	38	44	.864	20	30	50	3.6	37	0	10	25	2	8	132	9.4

Games played: 14  
Points/game: 9.4  
FG Pct: 58.0  
FT Pct: 86.4

Rebounds/game: 3.6  
Assists/game: 0.7  
Turnovers/game: 1.8  
Assist/turnover ratio: 0.4  
Steals/game: 0.6  
Blocks/game: 0.1

**CAREER HIGHS:**

POINTS: 23 vs. Santa Clara (2005)  
FG MADE: 8 at Weber State (2005)  
FG ATT: 11 at Weber State(2005)  
FG%: 1.000 (6-6) vs. Rice  
3FG MADE: –  
3FG ATT: –  
3FG%: –  
FT MADE: 9 vs. SDSU, vs. Santa Clara(2005)  
FT ATT: 12 vs. SDSU  
FT %: 1.000 (9-9) vs. Santa Clara (2005)  
REB: 10 vs. CSU (2004), Creighton, CSUN (2002)  
ASSISTS: 3 at San Diego State, at Weber St (2005)  
STEALS: 2 (7 times) last vs. Boise State (2005)  
BLOCKS: 2 (four times)  
MINUTES: 35 vs. NC State (2005)

**JENSEN PRIOR YEARS' STATS**

YEAR	GP	GS	MIN	AVG	FG	FGA	PCT	3FG	FGA	PCT	FT	FTA	PCT	OFF	DEF	TOT	AVG	PF	FO	A	AVG	TO	BLK	STL	PTS	AVG
2001-02	30	25	599	20.0	88	149	.591	0	0	.000	82	97	.845	50	56	106	3.5	73	3	6	0.2	27	13	18	258	8.6
2002-03	32	25	693	21.7	81	141	.574	0	0	.000	77	96	.802	39	66	105	3.3	99	6	14	0.4	32	9	8	239	7.5
2003-04	27	8	328	12.1	30	56	.536	0	0	.000	42	58	.724	20	38	58	2.1	58	1	5	0.2	24	8	2	102	3.8
<b>3-Year Totals</b>	89	58	1620	18.2	199	346	.575	0	0	.000	201	251	.801	109	160	269	3.0	230	10	25	0.3	83	30	28	599	6.8





**AUSTIN AINGE**

6-2 • 180 • sophomore • point guard  
Gilbert, Ariz.

**AINGE LATELY:** Started the last six games ... Averaging 2.8 steals over the last four games ... 19 minutes at Saint Mary's his fewest since starting and logging 12 minutes at USC ... Played career-most 37 minutes vs. Santa Clara with 9 points, 7 rebounds, 7 assists and 2 steals ... His 7 rebounds is a career-high and his 7 assists is one shy of his career mark ... Made career-high 4 treys in 5 attempts vs. Southern Utah, scoring 14 points with 5 assists ... Played 34 minutes at Weber State with career-high 4 steals, along with 9 points, 4 rebounds and 3 assists ... In 32 minutes vs. NC State he dishing out a career-high 8 assists along with 9 points and 4 rebounds ... Got his second start of the year vs Utah State and scored a career-high 21 points on 6-of-9 shooting, including 3 treys, and 6-of-8 from the line ... Scored 16 points on 58 percent (7-12)

shooting in 31 minutes against Washington State ... Came off the bench to dish out 5 assists while adding 14 points and 5 rebounds against Boise State ... Made his first start and scored 7 points on 2-2 shooting, including one three-pointer, at USC ... Scored 15 points at Utah State on Dec. 1 ... Played backup point minutes at the Maui Invitational, averaging 2.7 points and 1.0 assists ... Scored 6 points vs. North Carolina, going 2-of-3 from behind the extended three-point arc ... He played more minutes in each of the first three games this season than his game-high last year of 10 minutes.

**NOTING AINGE:** Ainge has had the misfortune of being injured just prior to the start of the season the past two years ... He redshirted in 2002-03 and saw mostly limited action last year after returning ... He is a smart player and leader and a good three-point shooter ... A point guard with an excellent understanding of the game, he is the son of former BYU All-American, NBA All-Star, and Phoenix Suns head coach Danny Ainge, who is currently the executive director of basketball operations for the Boston Celtics ... Last year he missed the first nine games with an injury before making his college debut, hitting his only shot to score two points and grabbing one rebound in two minutes vs. Idaho State at the Cable Car Classic ... He saw his first extended playing time vs. CSU in Provo, logging a season-best 10 minutes, including first-half action for the first time, while scoring a season-best 6 points on 2-of-3 shooting and adding a season-high 2 assists ... also played 10 minutes at Air Force ... Appeared in eight games overall, averaging 1.3 points, 0.4 rebounds and 0.8 assists in 4.5 minutes per outing.

**PERSONAL:** Born September 1981.... parents are Danny and Michelle Ainge .... has three brothers and two sisters ... first cousin Erik Ainge is a freshman quarterback at Tennessee ... served mission for the Church of Jesus Christ of Latter-day Saints to the Dominican Republic ... married Crystal Bluth of Gilbert, Ariz., on April 26, 2003 ... international relations major.

**Austin Ainge – 2004-05 Game-by-Game**

Opponent	Date	GS	Min	TOTAL			3-PTS			REBOUNDS			Avg	PF	FO	A	TO	Blk	Stl	Pts	Avg				
				FG	FGA	Pct	3FG	FGA	Pct	FT	FTA	Pct										Off	Def	Tot	
vs North Carolina	11-22-04		18	2	3	.667	2	3	.667	0	0	.000	0	1	1	1.0	1	0	1	4	0	1	6	6.0	
vs Stanford	11-23-04		12	0	1	.000	0	1	.000	0	0	.000	0	0	0	0.5	1	0	0	4	0	0	0	3.0	
vs Chamaine	11-24-04		14	1	3	.333	0	1	.000	0	0	.000	0	4	4	1.7	3	0	2	3	0	0	2	2.7	
CALIFORNIA	11-27-04		9	0	2	.000	0	1	.000	2	2	1.000	0	1	1	1.5	0	0	0	1	0	0	2	2.5	
at Utah State	12/01/04		30	6	13	.462	3	9	.333	0	0	.000	0	2	2	1.6	1	0	3	4	0	2	15	5.0	
at USC	12/04/04	*	12	2	2	1.000	1	1	1.000	2	2	1.000	0	0	0	1.3	1	0	2	5	0	1	7	5.3	
BOISE STATE UNIVERSITY	12/08/04		25	4	8	.500	2	4	.500	4	6	.667	0	5	19	3	0	5	3	0	1	14	6.6		
vs Washington State University	12/11/04		31	7	12	.583	2	6	.333	0	0	.000	0	2	19	1	0	4	1	0	0	16	7.8		
UTAH STATE	12/18/04	*	30	6	9	.667	3	5	.600	6	8	.750	0	2	2	1.9	0	0	3	4	0	1	21	9.2	
NORTH CAROLINA STATE	12/21/04	*	32	3	10	.300	1	3	.333	2	2	1.000	0	4	4	2.1	4	0	8	6	0	1	9	9.2	
at Weber State	12-23-04	*	34	4	9	.444	1	3	.333	0	0	.000	1	3	4	2.3	2	0	3	1	0	4	9	9.2	
SOUTHERN UTAH UNIVERSITY	12/28/04	*	31	5	9	.556	4	5	.800	0	0	.000	3	3	2.3	1	0	5	2	0	3	14	9.6		
SANTA CLARA	12/31/04	*	37	2	8	.250	1	5	.200	4	4	1.000	0	7	7	2.7	1	0	7	5	0	2	9	9.5	
at Saint Mary's (CA)	01/04/05	*	19	3	7	.429	0	2	.000	0	0	.000	0	1	1	2.6	4	0	2	6	0	2	6	9.3	
Totals			7	334	45	96	.469	20	49	.408	20	24	.833	1	35	36	2.6	23	0	45	49	0	18	130	9.3

Games played: 14  
Points/game: 9.3  
FG Pct: 46.9  
3FG Pct: 40.8  
FT Pct: 83.3

Rebounds/game: 2.6  
Assists/game: 3.2  
Turnovers/game: 3.5  
Assist/turnover ratio: 0.9  
Steals/game: 1.3


**CAREER HIGHS:**

- POINTS: 21 vs. Utah State (2005)
- FG MADE: 7 vs. Washington State (2005)
- FG ATT: 13 at Utah State (2005)
- FG%: .667 (6-9) vs. Utah State (2005)
- 3FG MADE: 4 vs. Southern Utah (2005)
- 3FG ATT: 9 at Utah State (2005)
- 3FG%: .800 (4-5) vs. SUU (2005)
- FT MADE: 6 vs. Utah State (2005)
- FT ATT: 8 vs. Utah State (2005)
- FT %: 1.000 (4-4) vs. Santa Clara (2005)
- REB: 7 vs. Santa Clara (2005)
- ASSTS: 8 vs. NC State (2005)
- STEALS: 4 at Weber State (2005)
- BLOCKS: 1 vs. New Mexico (2004)
- MIN: 37 vs. Santa Clara (2005)

**AINGE PRIOR YEARS' STATS**

YEAR	GP	GS	MIN	AVG	FG	FGA	PCT	3FG	FGA	PCT	FT	FTA	PCT	OFF	DEF	TOT	AVG	PF	FO	A	AVG	TO	BLK	STL	PTS	AVG
2003-04	8	0	36	4.5	4	8	.500	1	4	.250	1	2	.500	0	3	3	0.4	6	0	6	0.8	6	1	0	10	1.3





**DEREK DAWES**  
 6-11 • 275 • sophomore • center  
 Salt Lake City, Utah

**DAWES LATELY:** Made fourth start at Saint Mary's, logging career-most 34 minutes ... He set personal bests of 4-for-6 shooting and tied his career-high 10 rebounds, while adding 9 points ... He fouled out vs. Santa Clara, playing 18 minutes with 5 points and 5 rebounds ... Was one rebound shy of a double-double against Southern Utah tying career-high 10 points with nine rebounds in 18 minutes, while adding 2 blocks and 1 steal ... Took a career-most 11 FT attempts vs. SUU ... Made his second start of the season at Weber State, scoring 7 points while attempting a career-most 8 shots ... Scored 5 points with 3 rebounds in 18 minutes vs. NC State ... Despite having to play with a broken thumb, he made his first start of the season vs. Utah State with regular starter Jared Jensen ill with food poisoning (Dawes had 4 rebounds in 14 minutes) ... Played 25 minutes against Washington State, contributing 6 points and 7 rebounds ... Tied his season-high with 10 points,

including a career-best 6-7 (.857) from the free-throw line, in 20 minutes at USC ... Had 4 points, career-best 3 blocks and 8 rebounds in 19 minutes vs California ... Seeing the first playing time since his freshman year in 2000-01, he achieved career-high totals of 10 points (vs. Chaminade) and 10 rebounds (vs. Stanford) during the Maui Invitational, averaging 5.0 ppg, 5.3 rpg during the three games coming off the bench.

**NOTING DAWES:** Dawes was a redshirt in 2003-04 after returning from a two-year LDS Church mission in August ... One of the most sought-after centers in the West out of Cottonwood High School (Salt Lake City), where he averaged 19 points, 14 rebounds and 8 blocked shots per game his senior year ... He appeared in 23 of 33 games, with one start, as a freshman on BYU's 24-9 2001 MWC Championship team before leaving to serve a two-year mission ... He redshirted last year ... He is an active player who runs the floor well, is a good free-throw shooter and has range to the three-point arc ... He has good shot blocking ability ... He averaged 1.1 points and 2.0 rebounds in 6.7 minutes per game as a freshman ... shared team-high honors with a season-best 7 rebounds in season-opening win over Elon College, also adding a season-high 6 points on 3-5 shooting in 12 minutes ... Grabbed a rebound in 20 of 23 appearances despite some limited minutes.

**PERSONAL:** Born October 1981 in Salt Lake City ... parents are Larry and Susan Dawes ... has two younger siblings, Cassidy 21 and Kelsey 16 ... is an Eagle scout ... graduated from Cottonwood High School ... served two-year mission for the Church of Jesus Christ of Latter-day Saints in New Hampshire ... recruited by Ohio State, Arizona State, Florida and San Diego State ... pre-communications major.

**Derek Dawes – 2004-05 Game-by-Game**

Opponent	Date	GS	Min	TOTAL			3PTS			REBOUNDS															
				FG	FGA	Pct	3FG	FGA	Pct	FT	FTA	Pct	Off	Def	Tot	Avg	PF	FO	A	TO	Blk	Stl	Pts	Avg	
vs North Carolina	11-22-04	3	0	0	.000	0	0	.000	1	2	.500	0	0	0	0	0	0	0	0	0	1	0	0	1	10
vs Stanford	11-23-04	16	2	4	.500	0	0	.000	0	0	.000	3	7	10	5.0	4	0	0	1	0	0	0	4	2.5	
vs Chaminade	11-24-04	19	4	7	.571	0	0	.000	2	2	1.000	0	6	6	5.3	1	0	1	2	1	1	1	10	5.0	
CALIFORNIA	11-27-04	19	2	7	.286	0	0	.000	0	0	.000	4	4	8	6.0	1	0	0	2	3	0	4	4	4.8	
at Utah State	12/01/04	10	0	0	.000	0	0	.000	0	2	.000	1	1	2	5.2	1	0	0	0	0	0	0	0	3.8	
at USC	12/04/04	20	2	4	.500	0	0	.000	6	7	.857	3	2	5	5.2	2	0	0	1	1	1	0	10	4.8	
BOISE STATE UNIVERSITY	12/08/04	14	1	3	.333	0	0	.000	0	1	.000	0	3	3	4.9	2	0	0	2	1	0	2	4	4.4	
vs Washington State University	12/11/04	25	1	1	1.000	0	0	.000	4	7	.571	3	4	7	5.1	1	0	1	1	2	0	6	4.6		
UTAH STATE	12/18/04	*	14	0	2	.000	0	0	.000	0	0	.000	0	4	4	5.0	3	0	0	2	1	0	0	4.1	
NORTH CAROLINA STATE	12/21/04	18	2	3	.667	0	0	.000	1	1	1.000	0	3	3	4.8	1	0	0	1	0	0	5	4.2		
at Weber State	12-23-04	*	23	3	8	.375	0	0	.000	1	1	1.000	0	2	2	4.5	3	0	1	0	1	0	7	4.5	
SOUTHERN UTAH UNIVERSITY	12/28/04	18	2	6	.333	0	0	.000	6	11	.545	3	6	9	4.9	0	0	1	2	2	1	10	4.9		
SANTA CLARA	12/31/04	*	18	1	1	1.000	0	0	.000	3	3	1.000	0	5	5	4.9	5	1	1	1	1	0	5	4.9	
at Saint Mary's (CA)	01/04/05	*	34	4	6	.667	0	0	.000	1	1	1.000	3	7	10	5.3	2	0	0	3	0	0	9	5.2	
<b>Totals</b>			4	251	24	52	462	0	0	.000	25	38	.658	20	54	74	5.3	26	1	5	19	13	2	73	5.2

Games played: 14  
 Points/game: 5.2  
 FG Pct: 46.2  
 FT Pct: 65.8

Rebounds/game: 5.3  
 Assists/game: 0.4  
 Turnovers/game: 1.4  
 Assist/turnover ratio: 0.3  
 Steals/game: 0.1  
 Blocks/game: 0.9


**CAREER HIGHS:**

**POINTS:** 10 vs. Chaminade, at USC, vs. Southern Utah (2005)  
**FG MADE:** 4 vs. Chaminade, at Saint Mary's (2005)  
**FG ATT:** 8 at Weber State (2005)  
**FG %:** .667 (4-6) at Saint Mary's (2005)  
**3FG MADE:**  
**3FG ATT:** -  
**3FG %:** -  
**FT MADE:** 6 at USC, vs. Southern Utah (2005)  
**FT ATT:** 11 vs. SUU (2005)  
**FT %:** .857 (6-7) at USC (2005)  
**REB:** 10 vs. Stanford, at Saint Mary's (2005)  
**ASSISTS:** 2 vs Wyoming (02/15/01)  
**STEALS:** 1 vs San Diego St. (2001), vs. Chaminade, vs. SUU (2005)  
**BLOCKS:** 3 vs. Cal (2005)  
**MINUTES:** 34 at Saint Mary's (2005)

**DAWES PRIOR YEARS' STATS**

YEAR	GP	GS	MIN	AVG	FG	FGA	PCT	3FG	FGA	PCT	FT	FTA	PCT	OFF	DEF	TOT	AVG	PF	FO	A	AVG	TO	BLK	STL	PTS	AVG
2000-01	23	1	155	6.7	8	22	.364	0	0	.000	10	15	.667	19	27	46	2.0	25	0	2	0.1	9	8	1	26	1.1





**KEENA YOUNG**  
 6-6 • 205 • sophomore • forward/guard  
 Beaumont, Texas

**YOUNG LATELY:** Leads the Cougars with 6.0 rebounds per game ... Started the last five games and has nine starts ... Tied career-highs of 14 points and 2 blocks at Weber State while setting new personal bests of .714 FG percentage (5-7), 4 assists and 35 minutes played ... Started and tied career-high of 10 rebounds vs. North Carolina State to equal his 10 boards vs. North Carolina... also dished out 3 assists vs. NC State ... Had 8 points and a team-leading 7 rebounds in 17 minutes vs. Utah State ... Came off the bench against Boise State to record 11 points on a career-high 66.7 percent shooting (4-6) while adding 8 rebounds ... Started and led the team in rebounds with 9 against Utah State while posting a career-high two blocks ... Had 5 points, 6 rebounds and 2 assists in second start at power forward in place of injured Garner Meads vs. California ... Impressed in his Cougar debut at the Maui Invitational, averaging 9.7 points and 6.7 rebounds in 22.7 minutes of play over three games ... Came off the bench vs. North Carolina (9 points, 10 rebounds in

23 minutes) and Stanford (6 points, 4 rebounds in 12 minutes) before starting in place of injured Garner Meads vs. Chaminade (14 points, 6 rebounds in 33 minutes).

**NOTING YOUNG:** Young is a 6-foot-6 swingman who transferred from South Plains College in Levelland, Texas, after signing with BYU in the spring ... Young averaged 9.9 points, 7.2 rebounds and 2.1 assists as a freshman at South Plains College in 2003-04 as an honorable mention all-league selection ... He has a good mid-range offensive game and is a strong rebounder ... With his size and ability as a defender and rebounder he will contribute on the wing and could play at the four as well ... As a sophomore, Young has four seasons to play three for the Cougars.

**PERSONAL:** Born April 1985 in Beaumont, Texas ... son of Cleveland and Lavella Young ... has one brother, Torri ... Enjoys Playstation ... signed out of high school with the University of Memphis along with classmate Kendrick Perkins but decided to attend South Plains College after Perkins chose to enter the 2003 NBA draft ... Prior to signing with BYU he had verbally committed to Texas Tech ... pre-Law major.

**CLEVELAND ON YOUNG:** "Keena will provide much needed depth on the guard line. Keena has the size and potential to develop into a significant contributor. He has a good mid-range game and has an opportunity to provide critical help at the 3-position as a defender and offensive rebounder."

**Keena Young – 2004-05 Game-by-Game**


Opponent	Date	GS	Min	TOTAL			3PTS			REBOUNDS			PF	FO	A	TO	Blk	Stl	Pts	Avg					
				FG	FGA	Pct	3FG	FGA	Pct	FT	FTA	Pct									Off	Def	Tot	Avg	
vs North Carolina	11-22-04		23	3	8	.375	0	2	.000	3	5	.600	5	5	10	10.0	1	0	0	0	1	0	9	9.0	
vs Stanford	11-23-04		12	2	4	.500	0	0	.000	2	3	.667	1	3	4	7.0	0	0	0	1	0	0	6	7.5	
vs Chaminade	11-24-04	*	33	7	12	.583	0	0	.000	0	0	.000	3	3	6	6.7	2	0	0	0	0	2	14	9.7	
CALIFORNIA	11/27/04	*	21	2	7	.286	0	0	.000	2	2	1.000	5	1	6	6.5	3	0	2	0	1	0	6	8.8	
at Utah State	12/01/04	*	32	2	7	.286	0	1	.000	0	0	.000	4	5	9	7.0	4	0	2	2	2	2	4	7.8	
at USC	12/04/04	*	19	0	0	.000	0	0	.000	0	0	.000	0	4	4	6.5	0	0	0	2	0	0	0	6.5	
BOISE STATE UNIVERSITY	12/08/04		20	4	6	.667	0	0	.000	3	4	.750	3	5	8	6.7	2	0	0	2	1	1	11	7.1	
vs Washington State University	12/11/04		15	1	3	.333	0	0	.000	0	0	.000	0	3	3	6.3	0	0	0	0	1	0	2	6.5	
UTAH STATE	12/18/04		17	4	9	.444	0	0	.000	0	1	.000	5	2	7	6.3	4	0	0	1	1	0	8	6.7	
NORTH CAROLINA STATE	12/21/04	*	28	1	5	.200	0	0	.000	0	0	.000	3	7	10	6.7	0	0	3	0	0	1	2	6.2	
at Weber State	12-23-04	*	35	5	7	.714	0	0	.000	4	4	1.000	3	3	6	6.6	3	0	4	0	2	0	14	6.9	
SOUTHERN UTAH UNIVERSITY	12/28/04	*	21	3	7	.429	0	0	.000	0	0	.000	2	2	4	6.4	2	0	1	0	1	0	6	6.8	
SANTA CLARA	12/31/04	*	14	0	0	.000	0	0	.000	2	2	1.000	0	3	3	6.2	1	0	0	1	0	0	2	6.5	
at Saint Mary's (CA)	01/04/05	*	24	3	5	.600	0	0	.000	0	0	.000	2	2	4	6.0	2	0	1	1	1	1	6	6.4	
<b>Totals</b>			9	314	37	80	463	0	3	.000	16	21	.762	36	48	84	6.0	24	0	13	10	11	7	90	6.4

Games played: 14  
 Points/game: 6.4  
 FG Pct: 46.3  
 3FG Pct: 0.0  
 FT Pct: 76.2

Rebounds/game: 6.0  
 Assists/game: 0.9  
 Turnovers/game: 0.7  
 Assist/turnover ratio: 1.3  
 Steals/game: 0.5  
 Blocks/game: 0.8

**CAREER HIGHS:**

**POINTS:** 14 vs. Chaminade, at Weber St. (2005)  
**FG MADE:** 7 vs. Chaminade (2005)  
**FG ATT:** 12 vs. Chaminade (2005)  
**FG %:** .714 (5-7) at Weber State (2005)  
**3FG MADE:** -  
**3FG ATT:** 2 vs. North Carolina (2005)  
**3FG %:** .000 (0-2) vs. N. Carolina (2005)  
**FT MADE:** 4 at Weber St. (2005)  
**FT ATT:** 5 vs. North Carolina (2005)  
**FT %:** 1.000 (4-4) at Weber St. (2005)  
**REB:** 10 vs. North Carolina, vs. NC State (2005)  
**ASSISTS:** 4 at Weber State (2005)  
**STEALS:** 2 vs. Chaminade (2005), at Utah State (2005)  
**BLOCKS:** 2 at Utah State, at Weber St. (2005)  
**MINUTES:** 35 at Weber St. (2005)



**GARNER MEADS**

6-8 • 225 • sophomore • forward  
Salt Lake City, Utah

**MEADS LATELY:** Averages 5.0 rebounds, third on the team, but has missed the past three games with a foot injury ... He is probable for Saturday's game ... He missed two games earlier with an injured ankle ... After returning from the injured ankle, he had scored more than 4 points in a game only once (10 points at USC) in six outings before scoring 10 points at Weber State in his last action while sharing team-high honors with 6 rebounds ... Tied his career-highs with 10 rebounds and two assists against Washington State ... also dished out a career-high two assists against Boise State, adding four points and three rebounds in 14 minutes ... Recorded a season-high 10 points with eight rebounds at USC ... Returned from injury at Utah State on Dec. 1, posting two blocked shots in 18 minutes ... Started the first two games but had to sit out the next two games after injuring his ankle against Stanford ... Averaged 5.5 points and team-best 7.0 rebounds over first two games.

**NOTING MEADS:** Meads started 18 games, including 16 of the last 17 games, as a redshirt freshman in 2003-04 and showed promise of his abilities despite playing with injuries throughout much the year ... A heavily recruited McDonald's High School All-American, Meads entered his first year with BYU in 2000-01 after selecting the Cougars over Stanford and Utah, but suffered a punctured-lung injury the first week of practice and ended up deciding to redshirt ... He left to serve a two-year LDS Church mission at the semester, splitting his redshirt season between the fall of 2000 and the winter of 2003 ... He is an outstanding student-athlete who will be looked to as a leader on and off the floor ... He can bang inside but also has a nice mid-range game and should be a key player for the Cougars as a sophomore ... Overall last year, he appeared in 29 of 30 games, averaging 4.2 points and 2.9 rebounds while shooting .540 from the floor and .644 from the line in 16 minutes per game ... He shot 59 percent in league games, which would have rated second among MWC players but he hadn't taken the minimum three shots per game ... He had four double-figure scoring games and one double-digit rebounding outing ... He played a career-best 34 minutes vs. SDSU, scoring a personal-best 19 points on 7-of-11 shooting, including an aggressive one-handed slam through traffic in transition, and added 8 rebounds. ... He recorded a double-double with 13 points and a season-best 10 rebounds vs. Wyoming in Provo, going 6-for-9 from the floor in 26 minutes ... He played well in BYU's upset over nationally ranked and eventual Final Four participant Oklahoma State with 7 rebounds, including a key offensive rebound, and 6 points while playing 26 minutes.

**PERSONAL:** Born September 1981 in Salt Lake City ... parents are Garner and LeeAnn Meads ... has three sisters and two brothers ... enjoys playing the piano, cars, Sony PlayStation, swimming, water skiing and snow skiing ... was the student body historian at Brighton High his senior year and class vice president as a sophomore ... exercise science major with a business minor.

**Garner Meads – 2004-05 Game-by-Game**

Opponent	Date	GS	Min	TOTAL			3PTS			FT			REBOUNDS			Avg	PF	FO	A	TO	Blk	Stl	Pts	Avg	
				FG	FGA	Pct	3FG	FGA	Pct	FT	FTA	Pct	Off	Def	Tot										
vs North Carolina	11/22/04	*	22	1	6	.167	0	0	.000	0	0	.000	3	6	9	9.0	3	0	1	4	1	2	2	2.0	
vs Stanford	11/23/04	*	22	3	7	.429	0	0	.000	3	3	1.000	2	3	5	7.0	4	0	0	3	1	0	9	5.5	
vs Charminade CALIFORNIA	11/24/04		DNP - Injury																						
at Utah State	11/27/04		DNP - Injury																						
at Utah State	12/01/04	*	18	0	2	.000	0	0	.000	0	0	.000	1	1	2	5.3	3	0	0	3	2	0	0	3.7	
at USC	12/04/04	*	24	4	6	.667	0	0	.000	2	6	.333	5	3	8	6.0	3	0	1	1	0	1	10	5.3	
BOISE STATE UNIVERSITY	12/08/04	*	14	1	1	1.000	0	0	.000	2	2	1.000	0	3	3	5.4	4	0	2	1	0	0	4	5.0	
vs Washington State University	12/11/04	*	28	0	2	.000	0	0	.000	2	2	1.000	1	9	10	6.2	2	0	2	2	0	0	2	4.5	
UTAH STATE	12/18/04	*	23	2	5	.400	0	0	.000	0	0	.000	0	1	1	5.4	5	1	1	0	1	1	4	4.4	
NORTH CAROLINA STATE	12/21/04		15	1	3	.333	0	0	.000	2	2	1.000	1	0	1	4.9	2	0	0	0	0	1	4	4.4	
at Weber State	12/23/04		27	3	6	.500	0	1	.000	4	4	1.000	0	6	6	5.0	3	0	0	2	0	0	10	5.0	
SOUTHERN UTAH UNIVERSITY	12/28/04		DNP - Injury																						
SANTA CLARA	12/31/04		DNP - Injury																						
at Saint Mary's (CA)	01/04/05		DNP - Injury																						
<b>Totals</b>			7	193	15	38	.395	0	1	.000	15	19	.789	13	32	45	5.0	29	1	7	16	5	5	45	5.0

Games played: 9  
Points/game: 5.0  
FG Pct: 39.5  
3FG Pct: 0.0  
FT Pct: 78.9  
  
Rebounds/game: 5.0  
Assists/game: 0.8  
Turnovers/game: 1.8  
Assist/turnover ratio: 0.4  
Steals/game: 0.6  
Blocks/game: 0.6

**CAREER HIGHS:**

POINTS: 19 vs. SDSU (2004)  
FG MADE: 7 vs. SDSU (2004)  
FG ATT: 11 vs. SDSU (2004)  
FG%: .667 (6-9) vs. Wyoming (2004); at USC (2005)  
  
3FG MADE: -  
3FG ATT: 1 at Utah (2004)  
3FG%: .000 (0-1) at Utah (2004)  
FT MADE: 5 vs. Weber St., vs. SDSU (2004)  
FT ATT: 6 vs. Weber St. (2004); at USC (2005)  
FT%: 1.000 (5-5) vs. SDSU (2004)  
REB: 10 vs. Washington State (2005); vs. Wyoming (2004)  
ASSISTS: 2 vs. Washington State, vs. Boise State (2005)  
STEALS: 2 at Wyoming, vs. Utah (2004); vs. UNIC (2005)  
BLOCKS: 2 vs. Utah in Provo, vs. Utah at MWC (2004); at Utah State (2005)  
MINUTES: 34 vs. SDSU (2004)

**MEADS PRIOR YEARS' STATS**

YEAR	GP	GS	MIN	AVG	FG	FGA	PCT	3FG	FGA	PCT	FT	FTA	PCT	OFF	DEF	TOT	AVG	PF	FO	A	AVG	TO	BLK	STL	PTS	AVG
2003-04	29	18	465	16.0	47	87	.540	0	1	.000	29	45	.644	35	48	83	2.9	73	2	9	0.3	28	12	11	123	4.2





**MIKE ROSE**

6-2 • 185 • sophomore • guard  
Houston, Texas

**ROSE LATELY:** Second on the team in scoring at 9.9 ppg ... 34 of his 45 successful field goals this year have been from behind the three-point arc ... Had 6 points and tied season-high 3 rebounds at Saint Mary's ... Equalled career-high 26 points on 7-of-10 shooting, including 4 treys, to lead BYU over Santa Clara while adding 5 assists ... also had career marks of 8 FTs, 11 FTAs and 33 minutes ... Made his fourth start vs. SUU, scoring 14 points while hitting four treys ... Did not take a shot for the first time this season in 9 minutes off the bench at Weber State ... Scored 9 points on 3 treys in 20 minutes vs. NC State ... Scored in double figures in the prior four games while averaging 15.3 ppg in those games ... Scored 14 points vs. Utah State in 31 minutes ... Recorded 15 points and a career-high three steals against Washington State ... Connected on 6-of-9 three-pointers against Boise State en route to 19 points ... Came off the bench for 13 points on four three-pointers

and one free throw at USC ... starting all three games at the Maui Invitational at shooting guard ... Scored 8 points vs. Stanford, with his 25 minutes vs. Stanford topping his high of 23 minutes played in a game last year as a freshman.

**NOTING ROSE:** Rose is an excellent shooter out of Spring Woods High School in Houston who led the Mountain West Conference in three-point percentage (.459) as a freshman in 2003-04 ... He set the BYU record with eight treys in his first college game ... His 28 treys last year, despite mostly limited playing time, is the most by a returning player ... He is BYU's third-leading scorer returning from last season ... A strong scoring threat, he has range well beyond the three-point arc ... He utilizes a 37-inch vertical to shoot over taller defenders with a quick release at top of his leap and can dunk off either foot ... Last year he appeared in 26 of 30 games, averaging 3.9 points and 0.7 rebounds in 7.9 minutes per game while shooting 42 percent overall from the floor ... 28 of his 34 field goals were treys ... He totaled a game- and season-high 26 points, while also dishing out a season-best 6 assists, against Southern Utah ... He was a perfect 4-for-4 from the floor, including 3-of-3 on treys for 11 points in nine minutes vs. USC ... He scored 10 points, all in his 11 first-half minutes when he made 3-of-4 treys, and played 22 minutes vs. CSU ... He scored 9 points on 3-of-4 shooting from long range vs. New Mexico in 12 minutes ... He could play a much larger role for the Cougars in 2004-05.

**PERSONAL:** Rose was born October 1984 ... parents are Gordon and Sharon ... has two brothers, Greg (22) and Jordan (17) ... ranked sixth in his class of 365 seniors ... was recruited by Houston, St. Louis, Utah State, Colorado State, Texas Christian, Texas A&M, Tennessee and Illinois ... is the nephew of BYU Associate Head Coach Dave Rose ... open major.

**Mike Rose – 2004-05 Game-by-Game**

Opponent	Date	GS	Min	TOTAL			3PTS			REBOUNDS			PF	FO	A	TO	Blk	Stl	Pts	Avg					
				FG	FGA	Pct	3FG	FGA	Pct	FT	FTA	Pct									Off	Def	Tot	Avg	
vs North Carolina	11-22-04	*	15	2	7	.286	1	5	.200	0	0	.000	0	1	1	1.0	0	0	0	1	0	5	5.0		
vs Stanford	11-23-04	*	25	2	5	.400	2	5	.400	2	4	.500	0	2	2	1.5	0	0	0	3	0	0	8	6.5	
vs Chamaine	11-24-04	*	14	2	5	.400	1	3	.333	0	0	.000	0	0	0	1.0	0	0	3	1	0	0	5	6.0	
CALIFORNIA	11-27-04		17	0	4	.000	0	4	.000	1	2	.500	0	3	3	1.5	3	0	1	0	0	1	1	4.8	
at Utah State	12-01-04		4	1	3	.333	1	2	.500	0	0	.000	0	0	0	1.2	2	0	0	0	0	0	3	4.4	
at USC	12-04-04		16	4	7	.571	4	6	.667	1	2	.500	0	3	3	1.5	4	0	0	1	0	0	13	5.8	
BOISE STATE UNIVERSITY	12-08-04		23	6	9	.667	6	9	.667	1	2	.500	0	3	3	1.7	1	0	1	3	0	0	19	7.7	
vs Washington State University	12-11-04		25	6	13	.462	3	9	.333	0	0	.000	2	2	1.8	3	0	1	2	0	3	15	8.6		
UTAH STATE	12-18-04		31	5	15	.333	3	8	.375	1	2	.500	1	0	1	1.7	0	0	0	1	0	2	14	9.2	
NORTH CAROLINA STATE	12-21-04		20	3	7	.429	3	5	.600	0	0	.000	0	1	1	1.6	3	0	1	1	0	0	9	9.2	
at Weber State	12-23-04		9	0	0	.000	0	0	.000	0	0	.000	0	0	0	1.5	0	0	0	0	0	0	0	8.4	
SOUTHERN UTAH UNIVERSITY	12-28-04	*	25	5	9	.556	4	7	.571	0	0	.000	0	1	1	1.4	0	0	1	1	0	0	14	8.8	
SANTA CLARA	12-31-04		33	7	10	.700	4	7	.571	8	11	.727	0	3	3	1.5	0	0	5	0	0	0	26	10.2	
at Saint Mary's (CA)	01-04-05		16	2	5	.400	2	3	.667	0	0	.000	0	3	3	1.6	1	0	2	3	0	0	6	9.9	
<b>Totals</b>			4	273	45	99	.455	34	73	.466	14	23	.609	1	22	23	1.6	17	0	15	17	0	6	138	9.9

Games played: 14  
Points/game: 9.9  
FG Pct: 45.5  
3FG Pct: 46.6  
FT Pct: 60.9

Rebounds/game: 1.6  
Assists/game: 1.1  
Turnovers/game: 1.2  
Assist/turnover ratio: 0.9  
Steals/game: 0.4

**CAREER HIGHS:**

POINTS: 26 vs. SUU (2004).  
vs. Santa Clara (2005)  
FG MADE: 9 vs. SUU (2004)  
FG ATT: 16 vs. SUU (2004)  
FG%: 1.000 (4-4) vs. USC (2004)  
3FG MADE: 8 vs. SUU (2004)  
3FG ATT: 13 vs. SUU (2004)  
3FG%: 1.000 (3-3) vs. USC (2004)  
FT MADE: 8 vs. Santa Clara (2005)  
FT ATT: 11 vs. Santa Clara (2005)  
FT%: 1.000 (3-3) at AFA (2004)  
REB: 5 vs. WOU (2004)  
ASSISTS: 6 vs. SUU (2004)  
STEALS: 3 vs. Washington State (2005)  
BLOCKS: 1 vs. WOU (2004)  
MINUTES: 33 vs. Santa Clara (2005)

**ROSE PRIOR YEARS' STATS**

YEAR	GP	GS	MIN	AVG	FG	FGA	PCT	3FG	FGA	PCT	FT	FTA	PCT	OFF	DEF	TOT	AVG	PF	FO	A	AVG	TO	BLK	STL	PTS	AVG
2003-04	26	0	206	7.9	34	81	.420	28	61	.459	6	12	.500	4	15	19	0.7	12	0	9	0.3	13	1	4	102	3.9







**JIMMY BALDERSON**  
 6-6 • 200 • sophomore • guard  
 Magrath, Alberta, Canada

**BALDERSON LATELY:** Played 6 minutes in each of the last two games .... Has not scored in three of the last four games and has made more than one field goal only once (vs. SUU) in the last seven games .... scored 11 points in 14 minutes off the bench on 4-of-5 shooting vs. Southern Utah ... Played less than a minute at Weber State and did not play vs. NC State after starting the prior three games ... shot 2-of-15 from the floor in his three starts ... Recorded a career-high 22 points at USC on 6-12 shooting, including a career-best 5 three-pointers ... Scored 6 points on .500 shooting in 11-minute season debut at Utah State after coming out of redshirt year ... Sat out the first four games planning to redshirt after August return from his two-year LDS Church mission to the Marshall Islands.

**NOTING BALDERSON:** Balderson is a 6-foot-6 guard who averaged 4.0 points per game and 1.5 rebounds per game as a freshman at BYU prior to serving a two-year mission for the Church of Jesus Christ of Latter-day Saints ... He returned in August ... A talented scorer, he has excellent range from the three-point arc and has good size. ... He plans to redshirt to allow time to get back into playing condition after his missionary service ... Balderson played in 27 of 30 games as a freshman reserve on BYU's '18-12 team that advanced to the second round of the NIT, logging 8.5 minutes per game while shooting .487 from the floor, .306 (11-of-36) on threes and .657 from the line ... His 48.7 percent shooting from the floor led all BYU perimeter players ... He was seventh on the team in scoring ... He appeared in all 14 league games, averaging 3.6 points and 1.3 rebounds in 8.3 minutes ... He scored double-digit points in three games ... He led BYU in scoring, rebounds and steals with season highs of 19 points, 7 rebounds and 3 steals in BYU's win over Fort Lewis College ... he totaled 14 points and 6 rebounds in a loss at Air Force and scored 11 points with 2 rebounds and a season-high 2 assists in a home win over Southern Utah ... He came off the bench cold in the closing moments of regulation at Pepperdine and promptly hit a three-pointer from the corner as time expired to send the game into overtime ... He scored in 21 of his 27 appearances and grabbed a rebound in 17 outings.

**PERSONAL:** Born August 1983 in Magrath, Alberta, Canada ... parents are Wes and Lorraine Balderson ... one of seven children, three boys ... oldest brother was Canadian Interuniversity Player of the Year in Canada as shooting guard, while other brother currently plays football at the University of Alberta and little sister Debbie currently plays basketball for Lethbridge Community College ... served a two-year mission for the Church of Jesus Christ of Latter-day Saints in the Marshall Islands speaking Marshallese ... Business Finance major.

**Jimmy Balderson – 2004-05 Game-by-Game**

Opponent	Date	GS	Min	TOTAL			3PTS			REBOUNDS					PF	FO	A	TO	Blk	Stl	Pts	Avg			
				FG	FGA	Pct	3FG	FGA	Pct	FT	FTA	Pct	Off	Def									Tot	Avg	
vs North Carolina	11-22-04			DNP - planned redshirt																					
vs Stanford	11-23-04			DNP - planned redshirt																					
vs Chaminade	11-24-04			DNP - planned redshirt																					
CALIFORNIA	11-27-04			DNP - planned redshirt																					
at Utah State	12/01/04		11	2	4	.500	1	3	.333	1	2	.500	0	0	0	0.0	0	0	0	1	0	0	6	6.0	
at USC	12/04/04		25	6	12	.500	5	8	.625	5	7	.714	0	1	1	0.5	3	0	4	2	0	0	22	14.0	
BOISE STATE UNIVERSITY	12/06/04	*	18	1	6	.167	1	4	.250	0	0	.000	0	2	2	1.0	0	0	1	0	0	0	3	10.3	
vs Washington State University	12/11/04	*	15	0	4	.000	0	3	.000	0	0	.000	0	0	0	0.8	0	0	2	0	0	0	7	7.8	
UTAH STATE	12/18/04	*	10	1	5	.200	0	2	.000	0	0	.000	0	0	0	0.6	4	0	1	1	0	0	2	6.6	
NORTH CAROLINA STATE	12/21/04			DNP - coaches decision																					
at Weber State	12-23-04		0	0	0	.000	0	0	.000	0	0	.000	0	1	1	0.7	0	0	0	0	0	0	0	5.5	
SOUTHERN UTAH UNIVERSITY	12/28/04		14	4	5	.800	1	1	1.000	2	2	1.000	0	0	0	0.6	2	0	2	1	0	1	11	6.3	
SANTA CLARA	12/31/04		6	0	3	.000	0	1	.000	0	0	.000	0	1	1	0.6	0	0	0	0	0	0	0	5.5	
at Saint Mary's (CA)	01/04/05		6	0	2	.000	0	0	.000	0	0	.000	0	0	0	0.8	0	0	1	1	0	0	0	2.5	
<b>Totals</b>			1	104	10	40	250	5	19	263	5	5	1.000	3	6	9	0.8	19	0	2	9	3	4	30	2.5

Games played: 12  
 Points/game: 2.5  
 FG Pct: 25.0  
 3FG Pct: 26.3  
 FT Pct: 100.0  
  
 Rebounds/game: 0.8  
 Assists/game: 0.2  
 Turnovers/game: 0.8  
 Assist/turnover ratio: 0.2  
 Steals/game: 0.3  
 Blocks/game: 0.3


**CAREER HIGHS:**

POINTS: 22 at USC (2005)  
 FG MADE: 8 vs. Fort Lewis (12/12/01)  
 FG ATT: 12 at USC (2005)  
 FG%: .800 vs. Ft. Lewis, (12/12/01) vs. SUU (2005)  
 3FG MADE: 5 at USC (2005)  
 3FG ATT: 8 at USC (2005)  
 3FG%: .620 at USC (2005)  
 FT MADE: 5 at USC (2005)  
 FT ATT: 7 at USC (2005)  
 FT %: 1.000 (4-4) at AFA, UNLV (2001-02)  
 REB: 7 vs. Fort Lewis (12/12/01)  
 ASSTS: 4 at USC (2005)  
 STEALS: 3 vs. Fort Lewis (12/12/01)  
 BLOCKS: 1 at Wyoming (2/28/02)  
 MIN: 25 at USC (2005)

**BALDERSON PRIOR YEAR TOTALS**

YEAR	GP	GS	MIN	AVG	FG	FGA	PCT	3FG	FGA	PCT	FT	FTA	PCT	OFF	DEF	TOT	AVG	PF	FO	A	AVG	TO	BLK	STL	PTS	AVG
2001-02	27	0	229	8.5	37	76	.487	11	36	.306	23	35	.657	11	30	41	1.5	21	1	12	0.4	15	1	9	108	4.0





**TERRY NASHIF**  
 5-10 • 165 • senior • point guard  
 Vancouver, Wash.

**NASHIF LATELY:** Has seven starts but is now coming off the bench ... Averages 2.2 assists per game ... Scored 5 points off the bench at Saint Mary's, including a clutch three when the Cougars were still in the game ... Made his seventh start in of the year against Washington State but played just six minutes ... Dished out a career-high 10 assists in 25 minutes of action off the bench at USC ... Had a season-high 8 points, career-best 8 rebounds and 5 assists in career-most 31 minutes vs. California ... Started all three games at the Maui Invitational, averaging 4.7 points and a team-leading 3.3 assists per game ... took a career-most 9 field goal attempts and 5 three-point attempts vs. Stanford ... also took 5 treys vs. Cal.

**NOTING NASHIF:** Nashif is a solid floor leader with three years of reserve experience who earned the start at the point to begin the season ... He was the primary backup as a freshman and sophomore and played in 23 of 30 games last season as a junior ... He made seven starts in 76 appearances in his first three seasons ... A smart player and good distributor of the ball, he led BYU in assists (3.0) and ranked first among MWC players in Assist/TO Ratio during league games as a sophomore when he made six starts and saw his most extended playing time ... He can knock down the three-pointer and is an excellent ballhandler ... Last year he played a season-high 21 minutes and scored a season-high 6 points while adding 4 rebounds and 3 assists against Western Oregon ... He dished out a career-best 8 assists against Idaho State at the Cable Car Classic in 18 minutes ... As a sophomore matched up against UNLV's Marcus Banks, who went onto become an NBA first-round draft selection, Nashif had 2 blocks and 7 assists (1 turnover), adding 4 boards.

**PERSONAL:** Born July 1980 in Vancouver, Wash. ... parents are Bruce and Kathy Nashif ... ancestry comes from Lebanon ... served a mission for the Church of Jesus Christ of Latter-day Saints to Columbia, S.C., returning in July 2001 ... recruited by Harvard and Portland State ... engaged to marry Katie Williamson on Nov. 6, 2004 ... physical education major.

**Terry Nashif – 2004-05 Game-by-Game**

Opponent	Date	GS	Min	TOTAL			3PTS			REBOUNDS			Avg	PF	FO	A	TO	Blk	Stl	Pts	Avg				
				FG	FGA	Pct	3FG	FGA	Pct	FT	FTA	Pct										Off	Def	Tot	
vs North Carolina	11-22-04	*	23	1	3	.333	1	3	.333	0	0	.000	0	1	1	1.0	1	0	4	8	0	1	3	3.0	
vs Stanford	11-23-04	*	30	2	9	.222	1	5	.200	2	2	1.000	0	1	1	1.0	4	0	1	3	0	1	7	5.0	
vs Chaminade	11-24-04	*	21	2	3	.667	0	0	.000	0	0	.000	0	4	4	2.0	2	0	5	1	1	1	4	4.7	
CALIFORNIA	11/27/04	*	31	3	8	.375	2	5	.400	0	0	.000	0	8	8	3.5	4	0	5	3	0	0	8	5.5	
at Utah State	12/01/04	*	10	0	0	.000	0	0	.000	0	0	.000	0	0	0	2.8	0	0	1	2	0	0	0	4.4	
at USC	12/04/04		25	0	4	.000	0	3	.000	0	0	.000	0	3	3	2.8	3	0	10	2	0	1	0	3.7	
BOISE STATE UNIVERSITY	12/08/04	*	17	0	2	.000	0	1	.000	1	2	.500	0	1	1	2.6	0	0	0	1	0	0	1	3.3	
vs Washington State University	12/11/04	*	6	0	1	.000	0	1	.000	0	0	.000	0	0	0	2.3	1	0	0	0	0	0	0	2.9	
UTAH STATE	12/18/04		12	0	2	.000	0	1	.000	0	0	.000	0	0	0	2.0	0	0	4	1	0	1	0	2.6	
NORTH CAROLINA STATE	12/21/04		8	0	2	.000	0	2	.000	0	0	.000	0	0	0	1.8	0	0	1	0	0	0	0	2.3	
at Weber State	12-23-04		6	0	0	.000	0	0	.000	0	0	.000	0	0	0	1.6	0	0	0	1	0	0	0	2.1	
SOUTHERN UTAH UNIVERSITY	12/28/04		9	0	1	.000	0	0	.000	0	0	.000	0	3	3	1.8	0	0	0	0	0	1	0	1.9	
SANTA CLARA	12/31/04		2	0	1	.000	0	1	.000	0	0	.000	0	0	0	1.6	0	0	0	0	0	0	0	1.8	
at Saint Mary's (CA)	01/04/05		17	2	6	.333	1	3	.333	0	0	.000	0	1	1	1.6	0	0	0	2	0	0	5	2.0	
Totals			7	217	10	42	.238	5	25	.200	3	4	.750	0	22	22	1.6	15	0	31	24	1	6	28	2.0

Games played: 14  
 Points/game: 2.0  
 FG Pct: 23.8  
 3FG Pct: 20.0  
 FT Pct: 75.0

Rebounds/game: 1.6  
 Assists/game: 2.2  
 Turnovers/game: 1.7  
 Assist/turnover ratio: 1.3  
 Steals/game: 0.4  
 Blocks/game: 0.1


**CAREER HIGHS:**

POINTS: 11 at SDSU (2003)  
 FG MADE: 3 (3 times) last vs. California (2005)  
 FG ATT: 9 vs. Stanford (2005)  
 FG%: 1.000 (3-3) at SDSU (2003)  
 3FG MADE: 3 at SDSU (2003)  
 3FG ATT: 5 vs. Sanford, Cal (2005)  
 3FG%: 1.000 (3-3) at SDSU (2003)  
 FT MADE: 6 vs. Rice  
 FT ATT: 6 vs. CSUN (2002), Rice  
 FT %: 1.000 (6-6) vs. Rice  
 REB: 8 vs. California (2005)  
 ASSISTS: 10 at USC (2005)  
 STEALS: 3 at AFA  
 BLOCKS: 2 vs. UNLV  
 MINUTES: 31 vs. California (2005)

**NASHIF PRIOR YEARS' STATS**

YEAR	GP	GS	MIN	AVG	FG	FGA	PCT	3FG	FGA	PCT	FT	FTA	PCT	OFF	DEF	TOT	AVG	PF	FO	A	AVG	TO	BLK	STL	PTS	AVG
2001-02	21	0	60	2.9	1	3	.333	0	2	.000	9	12	.750	0	9	9	0.4	9	0	10	0.5	9	0	2	11	0.5
2002-03	32	6	470	14.7	21	61	.344	10	26	.385	17	23	.739	5	47	52	1.6	43	0	68	2.1	23	3	18	69	2.2
2003-04	23	1	171	7.4	6	22	.273	3	13	.231	7	9	.778	2	22	24	1.0	21	1	26	1.1	20	1	9	22	1.0
<b>3-Year Totals</b>	<b>76</b>	<b>7</b>	<b>701</b>	<b>9.2</b>	<b>28</b>	<b>86</b>	<b>.326</b>	<b>13</b>	<b>41</b>	<b>.317</b>	<b>33</b>	<b>44</b>	<b>.750</b>	<b>7</b>	<b>78</b>	<b>85</b>	<b>1.1</b>	<b>73</b>	<b>1</b>	<b>104</b>	<b>1.3</b>	<b>42</b>	<b>4</b>	<b>29</b>	<b>102</b>	<b>1.3</b>





**SAM BURGESS**  
 6-3 • 190 • sophomore • guard  
 Alpine, Utah

**BURGESS LATELY:** Has come off the bench in the last seven games for mostly limited minutes after not playing the prior two outings ... He saw more time vs. Southern Utah, scoring 5 points in 12 minutes ... Scored 5 points in 9 minutes vs. Utah State ... Played 4 minutes vs. Washington State at the Delta Center ... Scored 5 points in 12 minutes in his only start vs. California ... Scored 8 points with 3 rebounds, 3 blocks and 2 steals in 26 minutes vs. Chaminade in BYU's win.

**NOTING BURGESS:** Burgess is a 6-foot-3, 190-pound shooting guard who averaged 17.2 points per game during his one year at Snow College (Utah) prior to committing to BYU ... After playing at Snow, he left to serve a two-year mission for the Church of Jesus Christ of Latter-day Saints in Spokane, Wash., returning in May 2004 ... He is an excellent shooter and solid defender ... As a freshman prior to his mission and led the Scenic West Athletic Conference in three-point accuracy in 2001-02, making 49 percent (95-192) of his long range attempts while shooting 53 percent overall from the floor ... He shot 79 percent from the free throw line ... Burgess prepped at Lone Peak High School in Highland, Utah, where he was a first-team all-state athlete in three football, basketball and baseball.

**PERSONAL:** Born in November 1982, Burgess is a native of Alpine, Utah ... Parents are Andrew and Wealtha Burgess ... He is one of six children ... Two of his current teammates on BYU's team are his first cousins - brothers Joshua and David Burgess ... He served a two-year mission for the Church of Jesus Christ of Latter-day Saints in Spokane, Wash.

**CLEVELAND ON BURGESS:** "Sam is an outstanding three-point shooter and a strong defender. I love his competitive and confident approach to the game. Sam will be a great asset to our program."

**Sam Burgess – 2004-05 Game-by-Game**

Opponent	Date	GS	Min	TOTAL			3PTS			REBOUNDS			PF	FO	A	TO	Blk	Stl	Pts	Avg					
				FG	FGA	Pct	3FG	FGA	Pct	FT	FTA	Pct									Off	Def	Tot		
vs North Carolina	11-22-04		15	2	7	.286	0	2	.000	0	0	.000	0	1	1	1.0	4	0	0	2	0	0	4	4.0	
vs Stanford	11-23-04		8	0	3	.000	0	2	.000	0	0	.000	0	1	1	1.0	1	0	1	0	0	0	0	2.0	
vs Chaminade	11-24-04		26	3	11	.273	2	6	.333	0	0	.000	1	2	3	1.7	3	0	0	2	3	2	8	4.0	
CALIFORNIA	11-27-04	*	12	1	5	.200	1	4	.250	3	3	1.000	1	0	1	1.5	3	0	0	1	0	1	6	4.5	
at Utah State	12/01/04		9	1	2	.500	0	0	.000	0	0	.000	0	1	1	1.4	0	0	0	1	0	0	2	4.0	
at USC	12/04/04		DNP - coaches decision																						
BOISE STATE UNIVERSITY	12/08/04		DNP - coaches decision																						
vs Washington State University	12/11/04		4	0	0	.000	0	0	.000	0	0	.000	0	0	0	1.2	1	0	0	1	0	0	0	3.3	
UTAH STATE	12/18/04		9	2	5	.400	1	1	1.000	0	0	.000	0	0	0	1.0	2	0	0	0	0	1	5	3.6	
NORTH CAROLINA STATE	12/21/04		0	0	1	.000	0	1	.000	0	0	.000	0	1	1	1.0	0	0	0	0	0	0	0	3.1	
at Weber State	12-23-04		1	0	0	.000	0	0	.000	0	0	.000	0	0	0	0.9	0	0	0	0	0	0	0	2.8	
SOUTHERN UTAH UNIVERSITY	12/28/04		12	1	4	.250	1	3	.333	2	2	1.000	1	0	1	0.9	4	0	0	1	0	0	5	3.0	
SANTA CLARA	12/31/04		2	0	0	.000	0	0	.000	0	0	.000	0	0	0	0.8	1	0	0	0	0	0	0	2.7	
at Saint Mary's (CA)	01/04/05		6	0	2	.000	0	0	.000	0	0	.000	0	0	0	0.8	0	0	1	1	0	0	0	2.5	
<b>Totals</b>			1	104	10	40	.250	5	19	.263	5	5	1.000	3	6	9	0.8	19	0	2	9	3	4	30	2.5

Games played: 12  
 Points/game: 2.5  
 FG Pct: 25.0  
 3FG Pct: 26.3  
 FT Pct: 100.0

Rebounds/game: 0.8  
 Assists/game: 0.2  
 Turnovers/game: 0.8  
 Assist/turnover ratio: 0.2  
 Steals/game: 0.3  
 Blocks/game: 0.3

**CAREER HIGHS:**

POINTS: 8 vs. Chaminade (2005)  
 FG MADE: 3 vs. Chaminade (2005)  
 FG ATT: 11 vs. Chaminade (2005)  
 FG%: .500 (1-2) at Utah State (2005)  
 3FG MADE: 2 vs. Chaminade (2005)  
 3FG ATT: 6 vs. Chaminade (2005)  
 3FG%: .333 (2-6) vs. Chaminade (2005)  
 FT MADE: 3 vs. California (2005)  
 FT ATT: 3 vs. California (2005)  
 FT%: 1.000 (3-3) vs. Cal (2005)  
 REB: 3 vs. Chaminade (2005)  
 ASSISTS: 1 vs. Stanford, at Saint Mary's (2005)  
 STEALS: 2 vs. Chaminade (2005)  
 BLOCKS: 3 vs. Chaminade (2005)  
 MINUTES: 26 vs. Chaminade (2005)





**CHRIS MILES**  
 6-11 • 235 • freshman • forward  
 Provo, Utah

**MILES LATELY:** After making making significant contributions in BYU's win over Santa Clara with Garner Meads out of action, he had a tough outing at Saint Mary's, going 0-5 from the floor with 2 rebounds in 15 minutes ... Had career marks against Santa Clara of 12 points, 4 FG, 7 FGA, 4 FT, 4 FTA and tied career-bests of 3 assists and 3 blocks while adding 3 rebounds in 17 minutes ... Played 14 minutes vs. Southern Utah, dishing out career-best 3 assists ... Made his first start, playing 14 minutes with 2 rebounds vs. NC State ... Logged career-best 22 minutes vs. Utah State while equaling a career-high 5 rebounds with a personal-best 3 blocks ... Recorded 2 blocks in 6 minutes against Boise State ... Contributed a career-high 4 points on 2-4 shooting in 8 minutes at USC, highlighted by taking a steal the length of the court for a slam dunk ... Played 18 minutes with 2 points, 1 rebound and 1 blocked shot vs. California ... Grabbed 5 rebounds in 7 minutes vs. North Carolina ... played only one minute vs. Chaminade, making both his free throw attempts

to score his first points as a Cougar.

**NOTING MILES:** Miles is Utah's two-time reigning 4A State MVP out of Timpview High School in Provo ... He was ranked as high as the No. 2 post player in the West ... He is an excellent shot-blocker and defender who runs the floor well ... He has worked hard during the summer and has the ability to be a significant contributor ... He averaged 14.9 points, 8.0 rebounds and 4.5 blocks for the Thunderbirds as a senior ... The repeat Deseret News 4A MVP finished his career at Timpview with nearly 300 blocks, second all-time in the Utah High School record book to former BYU and current NBA center Shawn Bradley.

**PERSONAL:** Miles is a native of Provo, Utah ...He was invited to the NBA Players Camp during the summer of 2003, where he was rated No. 47 among the nation's top high school players ... He was ranked as high as the No. 2 post player in the West ... Gonzaga, Utah State, Utah, Kansas, Oregon State, Connecticut, UCLA, Wyoming and Texas Tech also recruited Miles.

**CLEVELAND ON MILES:** "Chris is an excellent defender and has developed into an outstanding shot-blocker," Cleveland said. "He runs the floor as well as any big man I've coached. Chris has shown real improvement with his offensive skill development and will be a major contributor in the program."

**Chris Miles – 2004-05 Game-by-Game**

Opponent	Date	GS	Min	TOTAL			3-PTS			REBOUNDS											Pts	Avg			
				FG	FGA	Pct	3FG	FGA	Pct	FT	FTA	Pct	Off	Def	Tot	Avg	PF	FO	A	TO			Blk	Stl	Pts
vs North Carolina	11-22-04		7	0	1	.000	0	0	.000	0	0	.000	3	2	5	5.0	1	0	0	1	1	0	0	0.0	
vs Stanford	11-23-04		DNP - coaches decision																						
vs Chaminade	11-24-04		1	0	0	.000	0	0	.000	2	2	1.000	0	0	0	2.5	0	0	0	0	0	0	2	1.0	
CALIFORNIA	11/27/04		18	1	3	.333	0	0	.000	0	0	.000	0	1	1	2.0	0	0	0	1	1	0	2	1.3at	
Utah State	12/01/04		2	0	0	.000	0	0	.000	0	0	.000	0	1	1	1.8	0	0	0	0	0	0	0	1.0	
at USC	12/04/04		8	2	4	.500	0	0	.000	0	0	.000	1	1	2	1.8	1	0	0	0	0	1	4	1.6	
BOISE STATE UNIVERSITY	12/08/04		6	1	1	1.000	0	0	.000	0	0	.000	0	1	1	1.7	1	0	0	2	2	1	2	1.7	
vs Washington State University	12/11/04		9	1	1	1.000	0	0	.000	0	0	.000	1	2	1.7	1	0	1	1	0	0	0	2	1.7	
UTAH STATE	12/18/04		22	0	0	.000	0	0	.000	0	0	.000	2	3	5	2.1	3	0	0	0	3	0	0	1.5	
NORTH CAROLINA STATE	12/21/04	*	14	0	1	.000	0	0	.000	0	0	.000	0	2	2	2.1	2	0	0	2	1	0	0	1.3	
at Weber State	12-23-04		3	0	0	.000	0	0	.000	0	0	.000	0	0	0	1.9	2	0	0	0	0	0	0	1.2	
SOUTHERN UTAH UNIVERSITY	12/28/04		14	0	1	.000	0	0	.000	0	0	.000	0	1	1	1.8	2	0	3	0	0	0	0	1.1	
SANTA CLARA	12/31/04		17	4	7	.571	0	0	.000	4	4	1.000	2	1	3	1.9	4	0	3	0	3	0	12	2.0	
at Saint Mary's (CA)	01/04/05		15	0	5	.000	0	0	.000	0	0	.000	0	2	2	1.9	4	0	0	0	1	1	0	1.8	
<b>Totals</b>			1	136	9	24	.375	0	0	.000	6	6	1.000	9	16	25	1.9	21	0	7	7	12	3	24	1.8

Games played: 13  
 Points/game: 1.8  
 FG Pct: .375  
 FT Pct: 100.0

Rebounds/game: 1.9  
 Assists/game: 0.5  
 Turnovers/game: 0.5  
 Assist/turnover ratio: 1.0  
 Steals/game: 0.2  
 Blocks/game: 0.9

**CAREER HIGHS:**

POINTS: 12 vs. Santa Clara (2005)  
 FG MADE: 4 vs. Santa Clara (2005)  
 FG ATT: 7 vs. Santa Clara (2005)  
 FG %: .571 (4-7) vs. Santa Clara (2005)

3FG MADE: -  
 3FG ATT: -  
 3FG %: -  
 FT MADE: 4 vs. Santa Clara (2005)  
 FT ATT: 4 vs. Santa Clara (2005)  
 FT %: 1.000 (4-4) vs. Santa Clara (2005)

REB: 5 vs. North Carolina, vs. Utah State (2005)  
 ASSISTS: 3 vs. Southern Utah, vs. Santa Clara (2005)  
 STEALS: 1 at USC, vs. Boise State, at Saint Mary's (2005)

BLOCKS: 3 vs. Utah State, vs. Santa Clara (2005)  
 MINUTES: 22 vs. Utah State(2005)



**JOSHUA BURGESS**

6-8 • 230 • junior • forward  
Irvine, Calif.

**BURGESS LATELY:** Saw his first regular-season action of the year vs. Southern Utah with one rebound and one assist in three minutes played ... Played in both exhibition games, logging an average of 4.0 minutes per game.

**NOTING BURGESS:** Burgess joined the team in fall 2003 as a sophomore after playing at Irvine Valley College in 2003 ... He practiced with the team while sitting out due to transfer rules .... He is an aggressive rebounder with a good shooting touch with three-point range.

**PERSONAL:** Burgess was born March 1981 in Sandy, Utah ... parents are Kenneth and Sandi Burgess ... has three brothers and one sister ... brother Chris played at Duke and Utah before playing professionally overseas ... brother David is a freshman teammate at BYU this season and first cousin Sam Burgess is a sophomore who has joined the team after returning from a two-year mission ... sister Angela played on BYU's women's basketball team from 1998-99 ... served a two-year mission for the Church of Jesus Christ of Latter-day Saints in San Pablo, Philippines from August 2000 to July 2002 ... fitness and wellness management major.

**Joshua Burgess – 2004-05 Game-by-Game**

Opponent	Date	GS	Min	TOTAL			3-PTS			REBOUNDS							PF	FO	A	TO	Blk	Stl	Pts	Avg	
				FG	FGA	Pct.	3FG	FGA	Pct.	FT	FTA	Pct.	Off	Def	Tot	Avg									
vs North Carolina	11-22-04																								
vs Stanford	11-23-04																								
vs Chaminade	11-24-04																								
CALIFORNIA	11/27/04																								
at Utah State	12/01/04																								
at USC	12/04/04																								
BOISE STATE UNIVERSITY	12/08/04																								
vs Washington State University	12/11/04																								
UTAH STATE	12/18/04																								
NORTH CAROLINA STATE	12/21/04																								
at Weber State	12/23/04																								
SOUTHERN UTAH UNIVERSITY	12/28/04		3	0	1	.000	0	0	.000	0	0	.000	0	0	1.0	0	0	1	0	0	0	0	0	0.0	
SANTA CLARA	12/31/04																								
at Saint Mary's (CA)	01/04/05																								
<b>Totals</b>			0	3	0	1	.000	0	0	.000	0	0	.000	0	1.0	0	0	1	0	0	0	0	0	0.0	

Games played: 1  
FG Pct: 0.0  
  
Rebounds/game: 1.0  
Assists/game: 1.0  
Assist/turnover ratio: 99.9

**CAREER HIGHS:**

POINTS: -  
FG MADE: -  
FG ATT: 1 vs. Southern Utah (2005)  
FG %: .000 (0-1) vs. Southern Utah (2005)  
  
3FG MADE: -  
3FG ATT: -  
3FG %: -  
FT MADE: -  
FT ATT: -  
FT %: -  
REB: 1 vs. Southern Utah (2005)  
ASSISTS: 1 vs. Southern Utah (2005)  
  
STEALS: -  
BLOCKS: -  
MINUTES: 3 vs. Southern Utah (2005)





**BROCK REICHNER**

6-4 • 205 • junior • guard  
Provo, Utah

**REICHNER LATELY:** Has played in three regular-season games, playing two minutes at Saint Mary's, four minutes vs. Southern Utah and seeing late action vs. Chaminade ... He had 3 points, 1 rebound and 1 assist vs. SUU ... Played in one of two exhibitions, scoring 3 points vs. Calgary.

**NOTING REICHNER:** Reichner unites with the Cougars this fall as a junior after being one of Salt Lake Community College's major contributors in 2004 ... The 6-foot-4 Reichner adds to BYU's backcourt a solid shooter and talented defender and rebounder ... Reichner played at the College of Eastern Utah and served a two-year mission for the Church of Jesus Christ of Latter-day Saints before transferred to SLCC for his sophomore year where Reichner earned honorable mention honors,

leading the SWAC in free throw shooting at 89 percent ... He averaged 10.5 points, 4.5 rebounds and 2.1 assists and earned Academic All-American honors.

**PERSONAL:** Reichner was born July 1981 in Rexburg, Idaho ... parents are Mark and Irene Reichner ... married to Chanell Rose, who was a member of the BYU women's basketball team (2000-2003) and is the daughter of BYU associate head coach Dave Rose ... youngest of three brothers and two sisters ... brother David played at Utah and is now an assistant coach at San Jose State ... served a two year mission for the Church of Jesus Christ of Latter-day Saints in Portugal Lisbon South mission from October 2000 to December 2002 ... international relations major.

**Brock Reichner – 2004-05 Game-by-Game**

Opponent	Date	GS	Min	TOTAL			3-PTS			REBOUNDS			PF	FO	A	TO	Blk	Stl	Pts	Avg	
				FG	FGA	Pct	3FG	FGA	Pct	FT	FTA	Pct									Off
vs North Carolina	11-22-04																				
vs Stanford	11-23-04																				
vs Chaminade	11-24-04		1	0	0	.000	0	0	.000	0	0	.000	0	0	0	0	0	0	0	0.0	
CALIFORNIA	11/27/04																				
at Utah State	12/01/04																				
at USC	12/04/04																				
BOISE STATE UNIVERSITY	12/08/04																				
vs Washington State University	12/11/04																				
UTAH STATE	12/18/04																				
NORTH CAROLINA STATE	12/21/04																				
at Weber State	12/23/04																				
SOUTHERN UTAH UNIVERSITY	12/28/04		4	1	2	.500	1	2	.500	0	2	.000	1	0	1	0.5	0	0	0	3	15
SANTA CLARA	12/31/04																				
at Saint Mary's (CA)	01/04/05		2	0	0	.000	0	0	.000	0	0	.000	0	0	0	0.3	0	0	0	0	10
Totals			0	7	1	2	.500	1	2	.500	0	2	.000	1	0	1	0.3	0	0	1	10

Games played: 3  
Points/game: 1.0  
FG Pct: 50.0  
3FG Pct: 50.0  
FT Pct: 0.0

Rebounds/game: 0.3  
Assists/game: 0.3  
Turnovers/game: 0.3  
Assist/turnover ratio: 1.0

**CAREER HIGHS:**

POINTS: 3 vs. Southern Utah (2005)  
FG MADE: 1 vs. Southern Utah (2005)  
FG ATT: 2 vs. Southern Utah (2005)  
FG %: .500 (1-2) vs. SUU (2005)  
3FG MADE: 1 vs. Southern Utah (2005)  
3FG ATT: 2 vs. Southern Utah (2005)  
3FG %: .500 (1-2) vs. SUU (2005)  
FT MADE: -  
FT ATT: 2 vs. Southern Utah (2005)  
FT %: .000 (0-2) vs. SUU (2005)  
REB: 1 vs. Southern Utah (2005)  
ASSISTS: 1 vs. Southern Utah (2005)  
STEALS: -  
BLOCKS: -  
MINUTES: 4 vs. Southern Utah (2005)

**5 PLAYERS SCORE IN DOUBLE FIGURES**

12/28/04 vs. Southern Utah Ainge (14),  
Rose (14), Hall (12), Balderson (11), Dawes (10)

**6 PLAYERS SCORE IN DOUBLE FIGURES**

11/24/99 vs. SUU 92-64 W, Lyday 15, Wesley 14, Rivers  
14, Vranes 13, Nielsen 12, Cooper 10

**A PLAYER RECORD A DOUBLE-DOUBLE**

3/18/04 vs. Syracuse at NCAA Tournament (Denver)  
Rafael Araujo, 24 points, 12 rebounds

**TWO PLAYERS RECORD A DOUBLE-DOUBLE**

1/23/99 vs. CS Northridge  
Mark Bigelow 23 points, 11 rebounds  
Nathan Cooper 15 points, 10 rebounds

**TWO DOUBLE-DIGIT REBOUNDERS**

12/30/03 at Santa Clara (Cable Car Classic)  
Rafael Araujo-12, Jake Shoff-12

**TWO PLAYERS FOULED OUT**

2/23/04 vs. Air Force  
Hall, Shoff

**THREE OR MORE PLAYERS FOULED OUT**

12/30/03 at Santa Clara (Cable Car Classic)  
Araujo, Jensen, Shoff

**A PLAYER EJECTED FROM THE GAME**

11/23/02 vs. Kansas State  
Travis Hansen (2 technical fouls)

**A BYU PLAYER RECEIVED A TECHNICAL FOUL**

1/4/05 at Saint Mary's (hang on rim) - Chris Miles

**A BYU COACH RECEIVED A TECHNICAL FOUL**

3/3/03 at UNM - Steve Cleveland

**AN OPPONENT COACH RECEIVED A TECHNICAL FOUL**

12/13/03 vs USC - USC coach Henry Bibby

**AN OPPONENT PLAYER RECEIVED A TECHNICAL FOUL**

12/4/04 at USC - Gabriel Pruitt

**AT LEAST TWO PLAYERS SCORED 20+ POINTS**

12/31/04 vs. Santa Clara  
Mike Rose-26, Jared Jensen-23

**THREE PLAYERS SCORED 20+ POINTS**

1/16/03 vs. UNLV Rafael Araujo-22  
Mark Bigelow-21; Travis Hansen-20

**FOUR PLAYERS SCORED 20+ POINTS**

1/13/79 vs. UNM D. Ainge-27; Scott Runia-25;  
Devin Durrant-20; Alan Taylor-20.

**TWO PLAYERS SCORED 25+ POINTS**

3/1/01 at New Mexico  
Terrell Lyday-26; Mekeli Wesley-25

**A PLAYER SCORED 30+ POINTS**

12/06/03 vs. Oklahoma State (at Delta Center)  
Rafael Araujo-32

**PLAYER ATTEMPTED 20 OR MORE FIELD GOALS**

3/20/03 21, Travis Hansen vs. Connecticut (8-21)

**A PLAYER WITH 5 STEALS**

2/9/04 vs. SDSU - Mike Hall

**A PLAYER HAD DOUBLE-DIGIT ASSISTS**

12/4/04 at USC  
Terry Nashif - 10

**A PLAYER MADE DOUBLE-DIGIT FREE THROWS**

2/7/04 vs. UNLV  
Mike Hall - 10-of-10

**A PLAYER 100% AT FT LINE (MIN. 8 ATTS)**

12/31/04 vs. Santa Clara - Jared Jensen(9-9)

**A PLAYER 100% FROM FLOOR (MIN. 5 ATTS)**

1/02/03 vs. Pepperdine  
Jake Shoff (6-6)

**A PLAYER 100% ON TREYS (MIN. 3 ATTS)**

3/18/04 vs. Syracuse at NCAA - Mike Hall (3-3)

**DID NOT MAKE A TREY (254 STRAIGHT GAMES WITH 3)**

11/22/96 vs. CS Fullerton (0-9)

**LAST TIME OPPONENT DID NOT MAKE A TREY**

12/14/02 Utah State (0-5)

**BYU HAD SIX OR FEWER TURNOVERS**

3/10/00 vs. Utah, 6

**BYU COMMITTED 25-PLUS TURNOVERS**

1/4/05 at Saint Mary's, 72-51 L (25)

**BYU COMMITTED 11 OR LESS TEAM FOULS IN A GAME**

12/7/00 vs. Florida International, 11

**BYU SCORED 90 POINTS**

12/8/04 vs. Boise State 90-77 W

**BYU SCORED 100 POINTS**

2001-02 vs. Fort Lewis 101-53 W

**BYU SCORED 110 POINTS**

1/28/95 vs. Morgan State 110-69 W

**BYU SCORED LESS THAN 50 POINTS IN A GAME**

12/11/04 vs. Washington State 46-49 L

**HELD OPPONENT TO LESS THAN 50 POINTS IN A GAME**

12/11/04 vs. Washington State 46-49 L

**BYU SCORED LESS THAN 40 POINTS IN A GAME**

2/3/97 @ New Mexico 32-74 L

**HELD OPPONENT TO LESS THAN 40 POINTS IN A GAME**

2/3/03 vs. Air Force 65-33 W

**SHOT 60% FG**

12/23/04 @ Weber State, (.604) won, 79-61

**OPPONENT SHOT 60% FG**

1/24/04 @ Air Force 72.5 percent

**SHOT 70% FG IN A HALF**

12/31/04 vs. Santa Clara, (.727) 16-22

**DID NOT MISS A 2-POINT ATTEMPT IN A HALF**

2/23/04 vs. Air Force, 13-13 inside the arc, (14-17, .824  
overall)

**SHOT 100% FT**

1/4/05 @ Saint Mary's 3-for-3

**SHOT 90% FT**

12/31/04 vs. Santa Clara 91.7 percent 33-for-36

**SHOT LESS THAN 50% FT**

12/23/03 @ Utah State 43.8 percent (7-16)

**SHOT 60% THREE-POINTERS**

3/12/04 vs. Utah @MWC Tourney, 62.5 percent 5-for-8

**SHOT 70% THREE-POINTERS**

1/16/93 @ Air Force 73.3 percent 11-for-15

**OPPONENT SCORED LESS THAN 20 POINTS IN FIRST HALF**

12/11/04 Washington State, 18 (BYU led 25-18)

**SCORED LESS THAN 20 POINTS IN THE FIRST HALF**

11/22/04 vs. North Carolina, 18 (trailed 18-48)  
12/21/04 vs. NC State, 18 (trailed 18-40)

**SCORED LESS THAN 20 POINTS IN THE SECOND HALF**

1/15/00 vs. Utah, 19

**SCORED OVER 50 POINTS IN FIRST HALF**

11/30/02 vs. Rice, 56

**SCORED OVER 50 POINTS IN SECOND HALF**

12/31/04 vs. Santa Clara, 59

**SCORED OVER 60 POINTS IN FIRST HALF**

2/25/93 vs. Sacramento St. 62

**SCORED OVER 60 POINTS IN SECOND HALF**

12/28/95 vs. Morgan St. 61

**ALLOWED OVER 50 POINTS IN A HALF**

12/23/03 at Utah State - 51 (first half)

**WON BY 50 POINTS**

2/25/93 vs. Sacramento State (50) 128-78 W

**WON BY 40 POINTS**

12/12/01 vs. Fort Lewis (48) 101-53 W

**WON BY 30 POINTS**

12/10/03 vs. Western Oregon (36) 92-56 W

**WON BY 25 POINTS**

12/28/04 vs. SUU (25) 77-52 W

**LOST BY 35-plus POINTS**

11/22/04 vs. North Carolina (36) 86-50 L

**LOST BY 25 POINTS**

1/7/04 @ NC State (27) 89-62 L

**PLAYED OVERTIME GAME**

2/9/04 vs. SDSU 83-69 W

**WON GAME IN SINGLE OVERTIME**

2/9/04 vs. SDSU 83-69 W

**LOST IN OVERTIME**

3/14/03 vs. CSU at MWC 80-86 L

**PLAYED A DOUBLE OT GAME**

3/5/88 vs. Uteq 80-83 L 2OT

**PLAYED A TRIPLE OT GAME**

2/28/98 @ Uteq 76-75 W 3OT

**WON 15 STRAIGHT GAMES**

1987-88 (17)

**WON 10 STRAIGHT GAMES**

1992-93 (13)

**WON 9 STRAIGHT GAMES**

2003-04

**WON 6 STRAIGHT GAMES**

2003-04 (twice)

**LOST 3 STRAIGHT GAMES**

2004-05 (twice) vs. California, @ Utah State, @ USC  
vs. Wash St., Utah State, NC State

**LOST 4 STRAIGHT GAMES**

1998-99 Fresno St., @ UTEP, @ UNM, Utah

**LOST 5 STRAIGHT**

1997-98 (9)

**LOST 10 STRAIGHT GAMES**

1996-97 (21) - school record

**WENT TO AN NCAA GAME**

3/18/04 vs. Syracuse 75-80 L

**WON AN NCAA GAME**

3/18/93 vs. SMU 80-71 W  
Then lost to Kansas 76-90 in second round

**WON TWO NCAA GAMES**

1980-81 Princeton 60-51, UCLA 78-55, Notre Dame 51-  
50 Then lost to Virginia 60-74 L

**WON THREE NCAA GAMES**

Same as above

**WON FOUR NCAA GAMES**

Never

**PLAYED IN THE NIT**

2001-2002 Season

**WON AN NIT GAME**

3/14/02 vs. UC Irvine 78-55 W

**WON TWO NIT GAMES**

1999-00 Bowling Green 81-54, So. Illinois 82-57  
Then lost to Notre Dame in quarterfinals

**WON THREE NIT GAMES**

1965-66 NIT CHAMPIONS  
1950-51 NIT CHAMPIONS

**WON CONFERENCE TOURNEY**

2000-01

**WON CONFERENCE REGULAR SEASON**

2002-03 Tied with Utah

**WON CONFERENCE REGULAR SEASON OUTRIGHT**

1987-88

**APPEARED ON ESPN**

3/1/04 vs. Utah, 70-57 W

**APPEARED ON ESPN 2**

11/22/04 vs. North Carolina, 86-50 L

**APPEARED ON ESPN-PLUS**

3/12/04 vs. Utah at MWC, 51-54 L

**APPEARED ON CBS**

3/15/03 vs. Syracuse 75-80 L

**APPEARED ON ABC**

3/6/04 at UNLV, 89-88 W

**WAS RANKED IN THE TOP-25 AP POLL**

1992-93 Season Ranked 21st

**FINISHED SEASON RANKED IN THE TOP-25 POLL**

1987-88 Season 19th (AP), 17th (UPI)

2004-05 Individual Game Box Scores

2004-05 BYU Men's Basketball

BYU vs. No. 11 North Carolina - Game #1 (Maui)

11-22-04 4 p.m. at Lahaina Civic Center, Maui, Hawaii

VISITORS: Brigham Young D-1

Table with columns for Player, FG, 3PT, REBOUNDS, PF, TP, A, TO, BLK, S, MIN. Includes team totals and game statistics.

Summary statistics table for Game #1 including FG%, 3-Pt. FG%, F Throw %, and REBOUNDS.

HOME TEAM: North Carolina 1-1

Player statistics for Game #1 (North Carolina).

Summary statistics table for Game #1 (North Carolina).

Officials: Bob Donato, Craig Peterson, J.D. Collins
Technical fouls: Brigham Young-None, North Carolina-None.

BYU vs. Chaminade - Game #3 (Maui Invitational)

11-24-04 2 p.m. at Lahaina Civic Center, Maui, Hawaii

VISITORS: Brigham Young 1-2

Table with columns for Player, FG, 3PT, REBOUNDS, PF, TP, A, TO, BLK, S, MIN. Includes team totals and game statistics.

Summary statistics table for Game #3 including FG%, 3-Pt. FG%, F Throw %, and REBOUNDS.

HOME TEAM: Chaminade 1-3

Player statistics for Game #3 (Chaminade).

Summary statistics table for Game #3 (Chaminade).

Officials: Tom Lopes, Eric Curry, Brian Forte
Technical fouls: Brigham Young-YOUNG, Keena, Chaminade-Whiting, Zack.

BYU @ Utah State - Game #5

12/01/04 7:07 pm at Logan, Utah (De Glen Smith Spectrum)

VISITORS: Brigham Young 1-4

Table with columns for Player, FG, 3PT, REBOUNDS, PF, TP, A, TO, BLK, S, MIN. Includes team totals and game statistics.

Summary statistics table for Game #5 including FG%, 3-Pt. FG%, F Throw %, and REBOUNDS.

HOME TEAM: Utah State 4-1

Player statistics for Game #5 (Utah State).

Summary statistics table for Game #5 (Utah State).

Officials: Jim Stupin (R), Mike Stowe (U), Randy McCall (U)
Technical fouls: Brigham Young-None, Utah State-None.

BYU vs. Stanford - Game #2 (Maui Invitational)

11-23-04 11 a.m. at Lahaina Civic Center, Maui, Hawaii

VISITORS: Brigham Young D-2

Table with columns for Player, FG, 3PT, REBOUNDS, PF, TP, A, TO, BLK, S, MIN. Includes team totals and game statistics.

Summary statistics table for Game #2 including FG%, 3-Pt. FG%, F Throw %, and REBOUNDS.

HOME TEAM: Stanford 2-1

Player statistics for Game #2 (Stanford).

Summary statistics table for Game #2 (Stanford).

Officials: Tony Greene, Steve Skiles, Brian Forte
Technical fouls: Brigham Young-None, Stanford-None.

BYU vs. California - Game #4

11/27/04 7:00 at Marriott Center

VISITORS: CALIFORNIA 3-1

Table with columns for Player, FG, 3PT, REBOUNDS, PF, TP, A, TO, BLK, S, MIN. Includes team totals and game statistics.

Summary statistics table for Game #4 including FG%, 3-Pt. FG%, F Throw %, and REBOUNDS.

HOME TEAM: Brigham Young 1-3

Player statistics for Game #4 (Brigham Young).

Summary statistics table for Game #4 (Brigham Young).

Officials: David Hall, Randy McCall, Tim Gabutero
Technical fouls: CALIFORNIA-None, Brigham Young-None.

BYU @ USC - Game #6

12/04/04 7:30 p.m. at Los Angeles, Calif. (Sports Arena)

VISITORS: BYU 1-5

Table with columns for Player, FG, 3PT, REBOUNDS, PF, TP, A, TO, BLK, S, MIN. Includes team totals and game statistics.

Summary statistics table for Game #6 including FG%, 3-Pt. FG%, F Throw %, and REBOUNDS.

HOME TEAM: USC 2-2

Player statistics for Game #6 (USC).

Summary statistics table for Game #6 (USC).

Officials: Dave Libbey, Mike Reed, Kevin Brill
Technical fouls: BYU-None, USC-Pruitt, Gabriel.





## 2004-05 Individual Game Box Scores

## 2004-05 BYU Men's Basketball

### BYU vs. Boise State - Game #7

12/08/04 7:05 p.m. at Provo, UT

VISITORS: Boise State University 4-3, 0-0 WAC

#	Player	totfg		3-pt		rebounds		pf	tp	a	to	blk	s	min															
		fg	fga	fga	fta	of	de								tot														
21	BLAKESBURN, Jen	f	4	14	0	4	1	3	4	2	6	3	9	4	3	0	35												
25	BANKS, Tazemay	f	2	4	0	0	1	2	0	4	4	2	5	0	1	0	19												
45	ELLIS, Jason	f	9	16	0	0	2	4	5	10	4	20	2	4	1	0	26												
05	KARL, Coby	g	4	11	2	7	0	1	1	2	4	10	7	2	2	1	33												
35	HARRIS, Franco	g	4	9	4	0	0	0	0	3	2	12	2	3	0	0	27												
04	ROBINSON, Seth	g	2	8	0	0	0	0	0	2	1	0	0	0	0	0	9												
11	THOMPSON, McNeal	g	6	14	4	9	3	3	2	0	2	2	19	1	0	0	17												
12	LLOYD, Kareem	g	1	3	0	0	0	0	5	5	2	2	1	2	0	0	15												
44	GAINOUS, Kenney	g	0	1	0	0	0	0	1	2	3	2	0	0	0	0	9												
TEAM						1		1		2		2		14		3													
Totals.....		30		74		10		28		7		13		14		25		22		7		14		3		2		200	
TOTAL FG%		1st Half: 13-29		44%		2nd Half: 17-45		37%		Game: 40%		DEADBALL																	
3-Pt. FG%		1st Half: 5-12		41%		2nd Half: 5-16		31%		Game: 35%		REBOUNDS																	
F Throw %		1st Half: 0-2		0.00		2nd Half: 7-11		63%		Game: 53%		1																	

HOME TEAM: Brigham Young 2-5, 0-0 MWC

#	Player	totfg		3-pt		rebounds		pf	tp	a	to	blk	s	min															
		fg	fga	fga	fta	of	de								tot														
41	MEADS, Garner	f	1	1	0	0	2	2	0	3	3	4	4	2	1	0	14												
52	JENSEN, Jared	c	3	9	0	0	7	8	2	3	5	1	13	1	0	0	25												
01	HALL, Mike	g	7	12	3	5	6	2	7	9	2	21	5	1	0	0	38												
10	NASHIF, Terry	g	0	2	0	1	2	0	0	1	1	0	1	0	1	0	17												
23	BALDERSON, Jimmy	g	1	6	1	4	0	0	0	2	2	0	3	1	0	0	18												
02	ROSE, Mike	g	6	9	6	9	1	2	3	3	3	1	19	1	3	0	23												
03	YOUNG, Keena	g	4	6	0	0	0	0	4	3	5	8	2	11	0	2	1	20											
13	AINGE, Austin	g	4	8	2	4	6	0	5	5	3	14	5	3	0	1	25												
43	DAWES, Derek	g	1	3	0	0	0	1	0	3	3	2	2	0	2	1	0	14											
54	MILES, Chris	g	1	1	0	0	0	0	1	1	1	2	0	2	2	1	6												
TEAM						1		2		3		1		2		3													
Totals.....		28		57		11		21		23		31		8		35		43		16		9		15		4		200	
TOTAL FG%		1st Half: 13-29		44%		2nd Half: 15-28		53%		Game: 49%		DEADBALL																	
3-Pt. FG%		1st Half: 7-12		58%		2nd Half: 4-9		44%		Game: 52%		REBOUNDS																	
F Throw %		1st Half: 6-8		75%		2nd Half: 7-9		77%		Game: 74%		4																	

Officials: Scott Thornley, Mark Whitehead, Eddie Jackson  
 Technical fouls: Boise State University-None; Brigham Young-None.  
 Attendance: 8619  
 Score by Periods  
 Boise State University 31 46 77  
 Brigham Young 39 51 90

### BYU vs. Washington St. (Delta Center) - Game #8

12/11/04 4:00 PM at Delta Center, Salt Lake City, UT

VISITORS: Washington State University 4-3, 0-0 Pac-10

#	Player	totfg		3-pt		rebounds		pf	tp	a	to	blk	s	min															
		fg	fga	fga	fta	of	de								tot														
34	COVIGILL, Robbie	f	2	1	1	0	0	2	2	4	3	0	0	2	0	12													
45	WHEM, Jeff	f	2	8	0	1	4	6	3	11	1	8	3	5	0	1	32												
31	HENRY, Chris	c	1	4	0	0	0	0	0	0	0	0	2	0	0	15													
02	LOW, Derrick	g	0	2	0	0	0	0	1	1	0	0	2	2	0	15													
11	KELATI, Thomas	g	5	9	3	6	2	3	2	5	7	1	15	3	3	1	34												
01	AKOGONJ, Josh	g	3	8	3	4	0	0	0	1	1	0	9	0	1	0	14												
05	SCHLATTER, Chris	g	1	3	0	0	0	0	0	4	2	2	3	1	0	0	26												
12	GREEN, Randy	g	2	4	2	4	0	0	0	0	0	6	0	1	0	2	14												
22	GILL, Shami	g	0	5	0	0	1	2	3	5	2	1	0	2	0	1	22												
24	WEAVER, Kyle	g	0	0	0	0	0	0	0	0	0	0	0	0	0	0	2												
25	SIMMONS, Isaiah	g	1	2	1	1	0	0	0	0	0	0	3	0	0	0	7												
32	HARMELING, Daven	g	0	2	0	1	0	0	0	1	1	0	1	0	0	0	7												
TEAM						2		4		4		2		4		7													
Totals.....		16		49		10		19		7		11		10		26		36		11		49		13		15		2	
TOTAL FG%		1st Half: 7-22		31.8%		2nd Half: 9-27		33.3%		Game: 32.7%		DEADBALL																	
3-Pt. FG%		1st Half: 3-7		42.9%		2nd Half: 7-12		58.3%		Game: 52.6%		REBOUNDS																	
F Throw %		1st Half: 1-3		33.3%		2nd Half: 6-8		75.0%		Game: 63.6%		2																	

HOME TEAM: Brigham Young 2-6, 0-0 MWC

#	Player	totfg		3-pt		rebounds		pf	tp	a	to	blk	s	min															
		fg	fga	fga	fta	of	de								tot														
23	BALDERSON, Jimmy	f	0	4	0	0	3	4	0	0	0	0	0	0	0	15													
41	MEADS, Garner	f	0	2	0	0	2	1	9	10	2	2	2	2	0	28													
52	JENSEN, Jared	c	0	1	0	0	0	0	0	0	0	0	0	1	0	6													
01	HALL, Mike	g	1	10	1	6	0	0	0	1	1	4	3	2	3	0	36												
10	NASHIF, Terry	g	0	1	0	0	0	0	0	0	0	1	0	0	0	0	6												
02	ROSE, Mike	g	6	13	3	9	0	0	0	2	2	3	15	1	2	0	35												
03	YOUNG, Keena	g	1	3	0	0	0	0	0	3	3	0	2	0	0	1	15												
13	AINGE, Austin	g	7	12	2	6	0	0	0	2	2	1	16	4	1	0	31												
20	BURGESS, Sam	g	0	0	0	0	0	0	0	0	0	1	0	0	1	0	4												
43	DAWES, Derek	g	1	1	0	0	4	7	3	4	7	1	6	1	1	0	25												
54	MILES, Chris	g	1	1	0	0	0	0	1	1	2	1	2	1	1	0	9												
TEAM						3		4		4		2		3		4													
Totals.....		17		48		6		25		6		25		31		46		11		14		3		6		200			
TOTAL FG%		1st Half: 10-26		38.5%		2nd Half: 7-22		31.8%		Game: 35.4%		DEADBALL																	
3-Pt. FG%		1st Half: 4-14		28.6%		2nd Half: 2-11		18.2%		Game: 24.0%		REBOUNDS																	
F Throw %		1st Half: 1-2		50.0%		2nd Half: 5-7		71.4%		Game: 66.7%		2																	

Officials: Jim Danner, Tim Gabutero, Bill Gracey  
 Technical fouls: Washington State University-None; Brigham Young-None.  
 Attendance: 10293  
 Score by Periods  
 Washington State University 18 31 49  
 Brigham Young 25 21 46

### BYU vs. Utah State - Game #9

12/18/04 7:05 at Marriott Center, Provo, Utah

VISITORS: Utah State 7-2

#	Player	totfg		3-pt		rebounds		pf	tp	a	to	blk	s	min			
		fg	fga	fga	fta	of	de								tot		
04	HARRIS, Nate	f	7	8	0	0	2	4	0	6	6	1	16	1	1	36	
25	NEL, Justin	f	1	3	0	0	0	1	2	3	1	2	0	1	0	15	
32	NELSON, Spencer	c	9	13	1	2	7	6	5	11	3	26	7	6	0	18	
02	PAK, David	g	3	7	2	3	0	0	1	2	2	4	8	3	2	0	26
20	CARRROLL, Jayce	g	7	14	4	7	3	4	0	5	5	2	21	4	1	0	32
01	CRANE, Marques	g	2	3	1	1	0	0	2	2	4	2	5	1	0	0	13
03	MATHEUS, Cass	g	0	4	0	0	0	0	0	1	1	2	1	0	0	0	12
05	COX, Robert	g	0	1	0	0	0	0	0	0	0	0	0	0	0	0	1
21	BROWN, Calvin	g	0	1	0	0	0	0	0	1	1	2	0	0	0	0	17
23	HUBER, Chris	g	1	2	1	2	0	0	0	0	0	0	2	3	2	0	13
30	WILLI																

**BYU vs. Santa Clara – Game #13**

12/31/04 1:05 PM at Provo, UT  
VISITORS: Santa Clara 7-8

#	Player	totfg		3pt		rebounds				pf	tp	a	to	blk	s	min	
		fg	fga	fg	fga	fta	of	de	tot								
05	ANSLEY, Brody	4	9	3	5	0	0	2	2	4	3	11	3	3	0	1	28
11	BAILEY, Kyle	5	10	3	5	1	2	0	1	1	2	14	2	0	0	0	22
12	DOUGHERTY, Scott	0	1	0	1	0	0	0	0	0	3	0	1	0	0	0	10
14	NEUBURGER, Graham	0	0	0	0	0	0	0	0	0	0	0	0	0	0	0	1
15	DENISON, Sean	0	2	0	0	2	2	1	2	3	3	2	1	1	0	0	10
21	HENKE, Mitch	0	0	0	0	0	0	0	1	1	0	0	0	1	0	0	3
30	PERKINS, Doron	8	17	3	7	6	8	5	5	10	4	25	2	4	0	3	34
31	BORCHART, Scott	0	3	0	0	0	0	1	2	3	2	0	0	0	0	0	9
34	PARHAM, Tristan	2	6	0	0	0	1	1	0	1	5	4	1	3	1	0	15
40	ROHDE, Ethan	3	8	3	8	0	0	1	1	2	2	9	4	0	0	1	27
41	NESEN, Travis	3	7	0	0	0	1	2	3	5	5	6	0	2	0	0	19
43	LEGGE, Jordan	1	1	0	0	1	2	0	2	2	3	2	1	0	0	0	22
	TEAM							4	1	5							
	Totals.....	26	64	12	26	10	16	19	18	37	31	74	16	17	1	5	200

TOTAL FG%	1st Half: 10-30 33.3%	2nd Half: 16-34 47.1%	Game: 40.6%	DEADBALL
3-Pt. FG%	1st Half: 4-10 40.0%	2nd Half: 8-16 50.0%	Game: 46.2%	REBOUNDS
F Throw %	1st Half: 4-7 57.1%	2nd Half: 6-9 66.7%	Game: 62.5%	0

HOME TEAM: Brigham Young 5-8

#	Player	totfg		3pt		rebounds				pf	tp	a	to	blk	s	min		
		fg	fga	fg	fga	fta	of	de	tot									
03	YOUNG, Keena	f	0	0	0	2	2	0	3	3	1	2	0	1	0	0	14	
52	JENSEN, Jared	f	7	9	0	0	9	9	3	2	5	4	23	1	3	0	0	34
43	DAWES, Derek	c	1	1	0	0	3	3	0	5	5	5	1	1	1	0	18	
01	HALL, Mike	g	3	7	1	3	3	3	0	1	1	4	10	2	3	1	2	37
13	AINGE, Austin	g	2	8	1	5	4	4	0	7	7	1	9	7	5	0	2	37
02	ROSE, Mike		7	10	4	7	8	11	0	3	3	0	26	5	0	0	0	33
10	NASHIF, Terry		0	1	0	1	0	0	0	0	0	0	0	0	0	0	0	2
20	BURGESS, Sam		0	0	0	0	0	0	0	0	0	0	0	0	0	0	0	2
23	BALDERSON, Jimmy		0	3	0	1	0	0	0	1	1	0	0	0	0	0	0	6
54	MILES, Chris		4	7	0	0	4	4	2	1	3	4	12	3	0	3	0	17
	TEAM									2	2							
	Totals.....	24	46	6	17	33	36	5	25	30	20	87	19	13	5	4	200	

TOTAL FG%	1st Half: 8-24 33.3%	2nd Half: 16-22 72.7%	Game: 52.2%	DEADBALL
3-Pt. FG%	1st Half: 2-9 22.2%	2nd Half: 4-8 50.0%	Game: 35.3%	REBOUNDS
F Throw %	1st Half: 10-13 76.9%	2nd Half: 23-23 100%	Game: 91.7%	2

Officials: Jim Danner, Shawn Lehigh, Larry Spaulding

Technical fouls: Santa Clara-None. Brigham Young-None.

Attendance: 9534

Score by Periods	1st	2nd	Total
Santa Clara	28	46	74
Brigham Young	28	59	87

**BYU @ Saint Mary's – Game #14**

01/04/05 7:36 PM at Moraga, CA (McKeon Pavilion)

VISITORS: Brigham Young 5-9

#	Player	totfg		3pt		rebounds				pf	tp	a	to	blk	s	min			
		fg	fga	fg	fga	fta	of	de	tot										
01	HALL, Mike	*	5	10	2	4	0	0	0	2	2	2	12	1	1	0	0	35	
03	YOUNG, Keena	*	3	5	0	0	0	0	0	2	2	4	2	6	1	1	1	1	24
13	AINGE, Austin	*	7	7	2	0	0	0	1	1	4	6	2	6	0	2	0	19	
43	DAWES, Derek	*	4	6	0	0	1	1	3	7	10	2	9	0	3	0	0	34	
52	JENSEN, Jared	*	1	3	0	0	0	0	2	5	7	3	2	1	7	1	0	25	
02	ROSE, Mike		2	5	2	3	0	0	0	3	3	1	6	2	3	0	0	16	
10	NASHIF, Terry		2	6	1	3	0	0	0	1	1	0	5	0	2	0	0	17	
12	REICHNER, Brock		0	0	0	0	0	0	0	0	0	0	0	0	0	0	0	2	
20	BURGESS, Sam		0	2	0	0	0	0	0	0	0	0	0	1	1	0	0	6	
23	BALDERSON, Jimmy		1	2	1	1	2	2	0	0	0	1	5	0	0	0	0	7	
54	MILES, Chris		0	5	0	0	0	0	0	2	2	4	0	0	0	1	1	15	
	TEAM									2	2								
	Totals.....		21	51	6	13	3	3	7	25	32	19	51	8	25	3	4	200	

TOTAL FG%	1st Half: 12-26 46.2%	2nd Half: 9-25 36.0%	Game: 41.2%	DEADBALL
3-Pt. FG%	1st Half: 3-6 50.0%	2nd Half: 3-7 42.9%	Game: 46.2%	REBOUNDS
F Throw %	1st Half: 1-1 100%	2nd Half: 2-2 100%	Game: 100%	0

HOME TEAM: Saint Mary's (CA) 12-4

#	Player	totfg		3pt		rebounds				pf	tp	a	to	blk	s	min		
		fg	fga	fg	fga	fta	of	de	tot									
02	HOWLAND, E.J.	*	2	7	1	2	1	3	0	2	2	1	6	7	3	0	3	29
11	MARONEY, Paul	*	7	17	1	4	4	5	3	2	5	1	19	0	3	0	5	33
14	KICKERT, Daniel	*	9	15	5	7	0	0	3	3	6	2	23	2	2	0	0	29
21	WALBERG, Jason	*	0	3	0	3	2	2	0	2	2	1	2	4	2	1	1	29
32	SANDERS, Jonathan	*	4	6	0	0	0	1	1	5	6	2	8	0	1	0	2	26
00	BOND, Erik		0	1	0	0	0	0	0	0	0	0	0	0	0	0	0	1
03	DeSILVA, Rafael		0	0	0	0	0	0	0	0	0	0	2	1	0	0	0	4
05	RHALIMI, Reda		1	1	0	0	0	0	0	0	0	0	2	0	0	0	0	1
10	WADDY, Daniel		0	0	0	0	0	0	0	0	0	1	0	0	1	0	0	2
23	COLLINS, Brett		2	6	0	1	0	1	1	1	2	4	0	1	1	0	0	15
24	GOLDEN, Todd		0	0	0	0	0	0	0	0	0	0	0	0	0	0	0	2
33	SHOLBERG, Blake		0	0	0	0	0	2	0	2	2	1	0	0	0	0	0	7
50	AJIMWANLOU, Frederic		3	7	0	1	2	3	5	5	10	2	8	3	2	0	1	22
	TEAM									3	1	4						
	Totals.....		28	63	7	18	9	17	15	23	38	13	72	18	16	2	12	200

TOTAL FG%	1st Half: 11-30 36.7%	2nd Half: 17-33 51.5%	Game: 44.4%	DEADBALL
3-Pt. FG%	1st Half: 3-8 37.5%	2nd Half: 4-10 40.0%	Game: 38.9%	REBOUNDS
F Throw %	1st Half: 6-11 54.5%	2nd Half: 3-6 50.0%	Game: 52.9%	3

Officials: Mark Reischling, Tim Gaburtero, Bruce Hicks

Technical fouls: Brigham Young-MILES, Chris. Saint Mary's (CA)-None.

Attendance: 2643

Score by Periods	1st	2nd	Total
Brigham Young	28	23	51
Saint Mary's (CA)	31	41	72



2004-05 BYU Season Stats  
 BYU Cougars Combined Team Statistics (as of Jan 04, 2005)  
 All games

<b>RECORD:</b>	<b>OVERALL</b>	<b>HOME</b>	<b>AWAY</b>	<b>NEUTRAL</b>
ALL GAMES.....	(5-9)	(3-3)	(1-3)	(1-3)
CONFERENCE.....	(0-0)	(0-0)	(0-0)	(0-0)
NON-CONFERENCE.....	(5-9)	(3-3)	(1-3)	(1-3)

## Player	GP-GS	Min--Avg	---TOTAL---		---3-PTS---		FT-FTA	Pct	---REBOUNDS---				PF	FO	A	TO	Blk	Stl	Pts	Avg
			FG-FGA	Pct	3FG-FGA	Pct			Off	Def	Tot	Avg								
01 HALL, Mike.....	14-14	467 33.4	69-161	.429	27-69	.391	24-31	.774	18	36	54	3.9	29	0	34	26	3	20	189	13.5
02 ROSE, Mike.....	14-4	273 19.5	45-99	.455	34-73	.466	14-23	.609	1	22	23	1.6	17	0	15	17	0	6	138	9.9
52 JENSEN, Jared.....	14-13	339 24.2	47-81	.580	0-0	.000	38-44	.864	20	30	50	3.6	37	0	10	25	2	8	132	9.4
13 AINGE, Austin.....	14-7	334 23.9	45-96	.469	20-49	.408	20-24	.833	1	35	36	2.6	23	0	45	49	0	18	130	9.3
03 YOUNG, Keena.....	14-9	314 22.4	37-80	.463	0-3	.000	16-21	.762	36	48	84	6.0	24	0	13	10	11	7	90	6.4
23 BALDERSON, Jimmy...	9-3	106 11.8	15-41	.366	9-23	.391	10-13	.769	0	5	5	0.6	10	0	8	7	0	1	49	5.4
43 DAWES, Derek.....	14-4	251 17.9	24-52	.462	0-0	.000	25-38	.658	20	54	74	5.3	26	1	5	19	13	2	73	5.2
41 MEADS, Garner.....	9-7	193 21.4	15-38	.395	0-1	.000	15-19	.789	13	32	45	5.0	29	1	7	16	5	5	45	5.0
20 BURGESS, Sam.....	12-1	104 8.7	10-40	.250	5-19	.263	5-5	1.000	3	6	9	0.8	19	0	2	9	3	4	30	2.5
05 BALDERSON, Joshua....	1-0	5 5.0	1-1	1.000	0-0	.000	0-0	.000	0	0	0	0.0	2	0	0	1	0	0	2	2.0
10 NASHIF, Terry.....	14-7	217 15.5	10-42	.238	5-25	.200	3-4	.750	0	22	22	1.6	15	0	31	24	1	6	28	2.0
54 MILES, Chris.....	13-1	136 10.5	9-24	.375	0-0	.000	6-6	1.000	9	16	25	1.9	21	0	7	7	12	3	24	1.8
12 REICHNER, Brock....	3-0	7 2.3	1-2	.500	1-2	.500	0-2	.000	1	0	1	0.3	0	0	1	1	0	0	3	1.0
44 PLAISTED, Trent....	5-0	44 8.8	0-3	.000	0-0	.000	3-6	.500	2	6	8	1.6	2	0	1	2	0	0	3	0.6
04 BURGESS, Joshua....	1-0	3 3.0	0-1	.000	0-0	.000	0-0	.000	0	1	1	1.0	0	0	1	0	0	0	0	0.0
34 BURGESS, David.....	2-0	7 3.5	0-1	.000	0-0	.000	0-0	.000	0	0	0	0.0	2	0	0	0	0	1	0	0.0
TEAM.....									20	26	46	3.3	0		4					
Total.....	14	2800	328-762	.430	101-264	.383	179-236	.758	144	339	483	34.5	256	2	180	217	50	81	936	66.9
Opponents.....	14	2800	353-825	.428	97-278	.349	167-253	.660	185	319	504	36.0	243	-	204	194	37	102	970	69.3

TEAM STATISTICS	BY	OPP	DATE	OPPONENT	W/L	SCORE	ATTEND
SCORING.....	936	970	11-22-04	vs North Carolina	L	50-86	2500
Points per game.....	66.9	69.3	11-23-04	vs Stanford	L	53-62	2500
Scoring margin.....	-2.4	-	11-24-04	vs Chaminade	W	77-56	2500
FIELD GOALS-ATT.....	328-762	353-825	11/27/04	CALIFORNIA	L	64-67	9857
Field goal pct.....	.430	.428	12/01/04	at Utah State	L	57-71	9620
3 POINT FG-ATT.....	101-264	97-278	12/04/04	at USC	L	82-87	2163
3-point FG pct.....	.383	.349	12/08/04	BOISE STATE UNIVERSITY	W	90-77	8619
3-pt FG made per game..	7.2	6.9	12/11/04	vs Washington State University	L	46-49	10283
FREE THROWS-ATT.....	179-236	167-253	12/18/04	UTAH STATE	L	62-84	11610
Free throw pct.....	.758	.660	12/21/04	NORTH CAROLINA STATE	L	61-72	9390
REBOUNDS.....	483	504	12-23-04	at Weber State	W	79-61	7043
Rebounds per game.....	34.5	36.0	12/28/04	SOUTHERN UTAH UNIVERSITY	W	77-52	10239
Rebounding margin.....	-1.5	-	12/31/04	SANTA CLARA	W	87-74	9534
ASSISTS.....	180	204	01/04/05	at Saint Mary's (CA)	L	51-72	2643
Assists per game.....	12.9	14.6					
TURNOVERS.....	217	194					
Turnovers per game.....	15.5	13.9					
Turnover margin.....	-1.6	-					
Assist/turnover ratio..	0.8	1.1					
STEALS.....	81	102					
Steals per game.....	5.8	7.3					
BLOCKS.....	50	37					
Blocks per game.....	3.6	2.6					
WINNING STREAK.....	0	-					
Home win streak.....	2	-					
ATTENDANCE.....	59249	39252					
Home games-Avg/Game....	6-9875	4-5367					
Neutral site-Avg/Game..	-	4-4446					

SCORE BY PERIODS:	1st	2nd	Total
BYU Cougars.....	410	526	- 936
Opponents.....	457	513	- 970

**2004-05 BYU Season Stats**  
**BYU Cougars Combined Team Statistics (as of Jan 05, 2005)**  
**Home games**

<b>RECORD :</b>	<b>OVERALL</b>	<b>HOME</b>	<b>AWAY</b>	<b>NEUTRAL</b>
<b>ALL GAMES.....</b>	<b>(3-3)</b>	<b>(3-3)</b>	<b>(0-0)</b>	<b>(0-0)</b>
<b>CONFERENCE.....</b>	<b>(0-0)</b>	<b>(0-0)</b>	<b>(0-0)</b>	<b>(0-0)</b>
<b>NON-CONFERENCE.....</b>	<b>(3-3)</b>	<b>(3-3)</b>	<b>(0-0)</b>	<b>(0-0)</b>

## Player	GP-GS	Min--Avg	---TOTAL---			---3-PTS---		---REBOUNDS---				PF	FO	A	TO	Blk	Stl	Pts	Avg	
			FG-FGA	Pct	3FG-FGA	Pct	FT-FTA	Pct	Off	Def	Tot									Avg
01 HALL, Mike.....	6-6	193 32.2	31-65	.477	8-23	.348	18-22	.818	8	18	26	4.3	11	0	16	9	1	8	88	14.7
02 ROSE, Mike.....	6-1	149 24.8	26-54	.481	20-40	.500	11-17	.647	1	11	12	2.0	7	0	9	6	0	3	83	13.8
13 AINGE, Austin.....	6-4	164 27.3	20-46	.435	11-23	.478	18-22	.818	0	22	22	3.7	9	0	28	21	0	8	69	11.5
52 JENSEN, Jared.....	6-5	158 26.3	21-38	.553	0-0	.000	26-29	.897	9	10	19	3.2	16	0	4	8	1	3	68	11.3
03 YOUNG, Keena.....	6-4	121 20.2	14-34	.412	0-0	.000	7-9	.778	18	20	38	6.3	12	0	6	4	4	2	35	5.8
43 DAWES, Derek.....	6-2	101 16.8	8-22	.364	0-0	.000	10-16	.625	7	25	32	5.3	12	1	2	10	8	1	26	4.3
23 BALDERSON, Jimmy...	4-2	48 12.0	6-19	.316	2-8	.250	2-2	1.000	0	3	3	0.8	6	0	4	2	0	1	16	4.0
41 MEADS, Garner.....	3-2	52 17.3	4-9	.444	0-0	.000	4-4	1.000	1	4	5	1.7	11	1	3	1	1	2	12	4.0
20 BURGESS, Sam.....	5-1	35 7.0	4-15	.267	3-9	.333	5-5	1.000	2	1	3	0.6	10	0	0	2	0	2	16	3.2
12 REICHNER, Brock....	1-0	4 4.0	1-2	.500	1-2	.500	0-2	.000	1	0	1	1.0	0	0	1	0	0	0	3	3.0
54 MILES, Chris.....	6-1	91 15.2	6-13	.462	0-0	.000	4-4	1.000	4	9	13	2.2	12	0	6	5	10	1	16	2.7
10 NASHIF, Terry.....	6-2	79 13.2	3-16	.188	2-10	.200	1-2	.500	0	12	12	2.0	4	0	10	5	0	2	9	1.5
04 BURGESS, Joshua....	1-0	3 3.0	0-1	.000	0-0	.000	0-0	.000	0	1	1	1.0	0	0	1	0	0	0	0	0.0
34 BURGESS, David.....	1-0	2 2.0	0-0	.000	0-0	.000	0-0	.000	0	0	0	0.0	0	0	0	0	0	0	0	0.0
TEAM.....										10	9	19	3.2	0		0				
Total.....	6	1200	144-334	.431	47-115	.409	106-134	.791	61	145	206	34.3	110	2	90	73	25	33	441	73.5
Opponents.....	6	1200	157-362	.434	45-124	.363	67-108	.620	90	143	233	38.8	121	-	86	85	18	35	426	71.0

TEAM STATISTICS	BY	OPP	DATE	OPPONENT	W/L	SCORE	ATTEND
SCORING.....	441	426	11/27/04	CALIFORNIA	L	64-67	9857
Points per game.....	73.5	71.0	12/08/04	BOISE STATE UNIVERSITY	W	90-77	8619
Scoring margin.....	+2.5	-	12/18/04	UTAH STATE	L	62-84	11610
FIELD GOALS-ATT.....	144-334	157-362	12/21/04	NORTH CAROLINA STATE	L	61-72	9390
Field goal pct.....	.431	.434	12/28/04	SOUTHERN UTAH UNIVERSITY	W	77-52	10239
3 POINT FG-ATT.....	47-115	45-124	12/31/04	SANTA CLARA	W	87-74	9534
3-point FG pct.....	.409	.363					
3-pt FG made per game..	7.8	7.5					
FREE THROWS-ATT.....	106-134	67-108					
Free throw pct.....	.791	.620					
REBOUNDS.....	206	233					
Rebounds per game.....	34.3	38.8					
Rebounding margin.....	-4.5	-					
ASSISTS.....	90	86					
Assists per game.....	15.0	14.3					
TURNOVERS.....	73	85					
Turnovers per game.....	12.2	14.2					
Turnover margin.....	+2.0	-					
Assist/turnover ratio..	1.2	1.0					
STEALS.....	33	35					
Steals per game.....	5.5	5.8					
BLOCKS.....	25	18					
Blocks per game.....	4.2	3.0					
WINNING STREAK.....	2	-					
Home win streak.....	2	-					
ATTENDANCE.....	59249	0					
Home games-Avg/Game....	6-9875	0-0					
Neutral site-Avg/Game..	-	0-0					

SCORE BY PERIODS:	1st	2nd	Total
BYU Cougars.....	173	268	- 441
Opponents.....	203	223	- 426

2004-05 BYU Season Stats  
 BYU Cougars Combined Team Statistics (as of Jan 05, 2005)  
 Away/Neutral Games

<b>RECORD :</b>	<b>OVERALL</b>	<b>HOME</b>	<b>AWAY</b>	<b>NEUTRAL</b>
<b>ALL GAMES</b> .....	<b>(2-6)</b>	<b>(0-0)</b>	<b>(1-3)</b>	<b>(1-3)</b>
<b>CONFERENCE</b> .....	<b>(0-0)</b>	<b>(0-0)</b>	<b>(0-0)</b>	<b>(0-0)</b>
<b>NON-CONFERENCE</b> .....	<b>(2-6)</b>	<b>(0-0)</b>	<b>(1-3)</b>	<b>(1-3)</b>

## Player	GP-GS	Min--Avg	---TOTAL---		---3-PTS---		----REBOUNDS----				PF	FO	A	TO	Blk	Stl	Pts	Avg		
			FG-FGA	Pct	3FG-FGA	Pct	FT-FTA	Pct	Off	Def									Tot	Avg
01 HALL, Mike.....	8-8	274 34.2	38-96	.396	19-46	.413	6-9	.667	10	18	28	3.5	18	0	18	17	2	12	101	12.6
52 JENSEN, Jared.....	8-8	181 22.6	26-43	.605	0-0	.000	12-15	.800	11	20	31	3.9	21	0	6	17	1	5	64	8.0
13 AINGE, Austin.....	8-3	170 21.3	25-50	.500	9-26	.346	2-2	1.000	1	13	14	1.8	14	0	17	28	0	10	61	7.6
02 ROSE, Mike.....	8-3	124 15.5	19-45	.422	14-33	.424	3-6	.500	0	11	11	1.4	10	0	6	11	0	3	55	6.9
03 YOUNG, Keena.....	8-5	193 24.1	23-46	.500	0-3	.000	9-12	.750	18	28	46	5.8	12	0	7	6	7	5	55	6.9
23 BALDERSON, Jimmy...	5-1	58 11.6	9-22	.409	7-15	.467	8-11	.727	0	2	2	0.4	4	0	4	5	0	0	33	6.6
43 DAWES, Derek.....	8-2	150 18.8	16-30	.533	0-0	.000	15-22	.682	13	29	42	5.3	14	0	3	9	5	1	47	5.9
41 MEADS, Garner.....	6-5	141 23.5	11-29	.379	0-1	.000	11-15	.733	12	28	40	6.7	18	0	4	15	4	3	33	5.5
10 NASHIF, Terry.....	8-5	138 17.3	7-26	.269	3-15	.200	2-2	1.000	0	10	10	1.3	11	0	21	19	1	4	19	2.4
05 REISMAN, Joshua....	1-0	5 5.0	1-1	1.000	0-0	.000	0-0	.000	0	0	0	0.0	2	0	0	1	0	0	2	2.0
20 BURGESS, Sam.....	7-0	69 9.9	6-25	.240	2-10	.200	0-0	.000	1	5	6	0.9	9	0	2	7	3	2	14	2.0
54 MILES, Chris.....	7-0	45 6.4	3-11	.273	0-0	.000	2-2	1.000	5	7	12	1.7	9	0	1	2	2	2	8	1.1
44 PLAISTED, Trent....	5-0	44 8.8	0-3	.000	0-0	.000	3-6	.500	2	6	8	1.6	2	0	1	2	0	0	3	0.6
12 REICHNER, Brock....	2-0	3 1.5	0-0	.000	0-0	.000	0-0	.000	0	0	0	0.0	0	0	1	0	0	0	0	0.0
34 BURGESS, David.....	1-0	5 5.0	0-1	.000	0-0	.000	0-0	.000	0	0	0	0.0	2	0	0	0	0	1	0	0.0
TEAM.....									10	17	27	3.4	0		4					
Total.....	8	1600	184-428	.430	54-149	.362	73-102	.716	83	194	277	34.6	146	0	90	144	25	48	495	61.9
Opponents.....	8	1600	196-463	.423	52-154	.338	100-145	.690	95	176	271	33.9	122	-	118	109	19	67	544	68.0

TEAM STATISTICS	BY	OPP	DATE	OPPONENT	W/L	SCORE	ATTEND
SCORING.....	495	544	11-22-04	vs North Carolina	L	50-86	2500
Points per game.....	61.9	68.0	11-23-04	vs Stanford	L	53-62	2500
Scoring margin.....	-6.1	-	11-24-04	vs Chaminade	W	77-56	2500
FIELD GOALS-ATT.....	184-428	196-463	12/01/04	at Utah State	L	57-71	9620
Field goal pct.....	.430	.423	12/04/04	at USC	L	82-87	2163
3 POINT FG-ATT.....	54-149	52-154	12/11/04	vs Washington State University	L	46-49	10283
3-point FG pct.....	.362	.338	12-23-04	at Weber State	W	79-61	7043
3-pt FG made per game..	6.8	6.5	01/04/05	at Saint Mary's (CA)	L	51-72	2643
FREE THROWS-ATT.....	73-102	100-145					
Free throw pct.....	.716	.690					
REBOUNDS.....	277	271					
Rebounds per game.....	34.6	33.9					
Rebounding margin.....	+0.8	-					
ASSISTS.....	90	118					
Assists per game.....	11.3	14.8					
TURNOVERS.....	144	109					
Turnovers per game....	18.0	13.6					
Turnover margin.....	-4.4	-					
Assist/turnover ratio..	0.6	1.1					
STEALS.....	48	67					
Steals per game.....	6.0	8.4					
BLOCKS.....	25	19					
Blocks per game.....	3.1	2.4					
WINNING STREAK.....	0	-					
Home win streak.....	0	-					
ATTENDANCE.....	0	39252					
Home games-Avg/Game....	0-0	4-5367					
Neutral site-Avg/Game..	-	4-4446					

SCORE BY PERIODS:	1st	2nd	Total
BYU Cougars.....	237	258	- 495
Opponents.....	254	290	- 544

2004-05 BYU Season Stats  
 BYU Cougars Combined Team Statistics (as of Jan 05, 2005)  
 Games won

<b>RECORD :</b>	<b>OVERALL</b>	<b>HOME</b>	<b>AWAY</b>	<b>NEUTRAL</b>
<b>ALL GAMES</b> .....	<b>(5-0)</b>	<b>(3-0)</b>	<b>(1-0)</b>	<b>(1-0)</b>
<b>CONFERENCE</b> .....	<b>(0-0)</b>	<b>(0-0)</b>	<b>(0-0)</b>	<b>(0-0)</b>
<b>NON-CONFERENCE</b> .....	<b>(5-0)</b>	<b>(3-0)</b>	<b>(1-0)</b>	<b>(1-0)</b>

## Player	GP-GS	Min--Avg	---TOTAL---		---3-PTS---		FT-FTA	Pct	---REBOUNDS---				PF	FO	A	TO	Blk	Stl	Pts	Avg
			FG-FGA	Pct	3FG-FGA	Pct			Off	Def	Tot	Avg								
01 HALL, Mike.....	5-5	177 35.4	29-50	.580	11-21	.524	11-13	.846	8	14	22	4.4	9	0	19	10	1	8	80	16.0
52 JENSEN, Jared.....	5-5	131 26.2	25-39	.641	0-0	.000	20-21	.952	11	12	23	4.6	16	0	5	8	0	2	70	14.0
02 ROSE, Mike.....	5-2	104 20.8	20-33	.606	15-26	.577	9-13	.692	0	7	7	1.4	1	0	10	5	0	0	64	12.8
13 AINGE, Austin.....	5-3	141 28.2	16-37	.432	8-18	.444	8-10	.800	1	22	23	4.6	10	0	22	14	0	10	48	9.6
03 YOUNG, Keena.....	5-4	123 24.6	19-32	.594	0-0	.000	9-10	.900	11	16	27	5.4	10	0	5	3	4	3	47	9.4
41 MEADS, Garner.....	2-1	41 20.5	4-7	.571	0-1	.000	6-6	1.000	0	9	9	4.5	7	0	2	3	0	0	14	7.0
43 DAWES, Derek.....	5-2	92 18.4	11-25	.440	0-0	.000	12-18	.667	3	22	25	5.0	11	1	4	7	6	2	34	6.8
23 BALDERSON, Jimmy...	4-1	38 9.5	5-14	.357	2-6	.333	2-2	1.000	0	4	4	1.0	2	0	3	1	0	1	14	3.5
20 BURGESS, Sam.....	4-0	41 10.3	4-15	.267	3-9	.333	2-2	1.000	2	2	4	1.0	8	0	0	3	3	2	13	3.3
54 MILES, Chris.....	5-0	41 8.2	5-9	.556	0-0	.000	6-6	1.000	2	3	5	1.0	9	0	6	2	5	1	16	3.2
05 REISMAN, Joshua....	1-0	5 5.0	1-1	1.000	0-0	.000	0-0	.000	0	0	0	0.0	2	0	0	1	0	0	2	2.0
12 REICHNER, Brock....	2-0	5 2.5	1-2	.500	1-2	.500	0-2	.000	1	0	1	0.5	0	0	1	1	0	0	3	1.5
10 NASHIF, Terry.....	5-2	55 11.0	2-7	.286	0-2	.000	1-2	.500	0	8	8	1.6	2	0	5	3	1	2	5	1.0
44 PLAISTED, Trent....	1-0	3 3.0	0-1	.000	0-0	.000	0-0	.000	0	0	0	0.0	0	0	0	0	0	0	0	0.0
04 BURGESS, Joshua....	1-0	3 3.0	0-1	.000	0-0	.000	0-0	.000	0	1	1	1.0	0	0	1	0	0	0	0	0.0
TEAM.....										4	6	10	2.0	0		1				
Total.....	5	1000	142-273	.520	40-85	.471	86-105	.819	43	126	169	33.8	87	1	83	62	20	31	410	82.0
Opponents.....	5	1000	117-291	.402	39-107	.364	47-75	.627	67	98	165	33.0	100	-	66	81	10	24	320	64.0

TEAM STATISTICS	BY	OPP	DATE	OPPONENT	W/L	SCORE	ATTEND
SCORING.....	410	320	11-24-04	vs Chaminade	W	77-56	2500
Points per game.....	82.0	64.0	12/08/04	BOISE STATE UNIVERSITY	W	90-77	8619
Scoring margin.....	+18.0	-	12-23-04	at Weber State	W	79-61	7043
FIELD GOALS-ATT.....	142-273	117-291	12/28/04	SOUTHERN UTAH UNIVERSITY	W	77-52	10239
Field goal pct.....	.520	.402	12/31/04	SANTA CLARA	W	87-74	9534
3 POINT FG-ATT.....	40-85	39-107					
3-point FG pct.....	.471	.364					
3-pt FG made per game..	8.0	7.8					
FREE THROWS-ATT.....	86-105	47-75					
Free throw pct.....	.819	.627					
REBOUNDS.....	169	165					
Rebounds per game.....	33.8	33.0					
Rebounding margin.....	+0.8	-					
ASSISTS.....	83	66					
Assists per game.....	16.6	13.2					
TURNOVERS.....	62	81					
Turnovers per game....	12.4	16.2					
Turnover margin.....	+3.8	-					
Assist/turnover ratio..	1.3	0.8					
STEALS.....	31	24					
Steals per game.....	6.2	4.8					
BLOCKS.....	20	10					
Blocks per game.....	4.0	2.0					
WINNING STREAK.....	5	-					
Home win streak.....	3	-					
ATTENDANCE.....	28392	9543					
Home games-Avg/Game...	3-9464	1-7043					
Neutral site-Avg/Game..	-	1-2500					

SCORE BY PERIODS:	1st	2nd	Total
BYU Cougars.....	172	238	- 410
Opponents.....	132	188	- 320

2004-05 BYU Season Stats  
 BYU Cougars Combined Team Statistics (as of Jan 05, 2005)  
 Games lost

<b>RECORD :</b>	<b>OVERALL</b>	<b>HOME</b>	<b>AWAY</b>	<b>NEUTRAL</b>
<b>ALL GAMES</b> .....	<b>(0-9)</b>	<b>(0-3)</b>	<b>(0-3)</b>	<b>(0-3)</b>
<b>CONFERENCE</b> .....	<b>(0-0)</b>	<b>(0-0)</b>	<b>(0-0)</b>	<b>(0-0)</b>
<b>NON-CONFERENCE</b> .....	<b>(0-9)</b>	<b>(0-3)</b>	<b>(0-3)</b>	<b>(0-3)</b>

## Player	GP-GS	Min--Avg	---TOTAL---		---3-PTS---		FT-FTA	Pct	---REBOUNDS---				PF	FO	A	TO	Blk	Stl	Pts	Avg
			FG-FGA	Pct	3FG-FGA	Pct			Off	Def	Tot	Avg								
01 HALL, Mike.....	9-9	290 32.2	40-111	.360	16-48	.333	13-18	.722	10	22	32	3.6	20	0	15	16	2	12	109	12.1
13 AINGE, Austin.....	9-4	193 21.4	29-59	.492	12-31	.387	12-14	.857	0	13	13	1.4	13	0	23	35	0	8	82	9.1
02 ROSE, Mike.....	9-2	169 18.8	25-66	.379	19-47	.404	5-10	.500	1	15	16	1.8	16	0	5	12	0	6	74	8.2
23 BALDERSON, Jimmy...	5-2	68 13.6	10-27	.370	7-17	.412	8-11	.727	0	1	1	0.2	8	0	5	6	0	0	35	7.0
52 JENSEN, Jared.....	9-8	208 23.1	22-42	.524	0-0	.000	18-23	.783	9	18	27	3.0	21	0	5	17	2	6	62	6.9
03 YOUNG, Keena.....	9-5	191 21.2	18-48	.375	0-3	.000	7-11	.636	25	32	57	6.3	14	0	8	7	7	4	43	4.8
41 MEADS, Garner.....	7-6	152 21.7	11-31	.355	0-0	.000	9-13	.692	13	23	36	5.1	22	1	5	13	5	5	31	4.4
43 DAWES, Derek.....	9-2	159 17.7	13-27	.481	0-0	.000	13-20	.650	17	32	49	5.4	15	0	1	12	7	0	39	4.3
10 NASHIF, Terry.....	9-5	162 18.0	8-35	.229	5-23	.217	2-2	1.000	0	14	14	1.6	13	0	26	21	0	4	23	2.6
20 BURGESS, Sam.....	8-1	63 7.9	6-25	.240	2-10	.200	3-3	1.000	1	4	5	0.6	11	0	2	6	0	2	17	2.1
54 MILES, Chris.....	8-1	95 11.9	4-15	.267	0-0	.000	0-0	.000	7	13	20	2.5	12	0	1	5	7	2	8	1.0
44 PLAISTED, Trent....	4-0	41 10.3	0-2	.000	0-0	.000	3-6	.500	2	6	8	2.0	2	0	1	2	0	0	3	0.8
12 REICHNER, Brock....	1-0	2 2.0	0-0	.000	0-0	.000	0-0	.000	0	0	0	0.0	0	0	0	0	0	0	0	0.0
34 BURGESS, David.....	2-0	7 3.5	0-1	.000	0-0	.000	0-0	.000	0	0	0	0.0	2	0	0	0	0	1	0	0.0
TEAM.....										16	20	36	4.0	0		3				
Total.....	9	1800	186-489	.380	61-179	.341	93-131	.710	101	213	314	34.9	169	1	97	155	30	50	526	58.4
Opponents.....	9	1800	236-534	.442	58-171	.339	120-178	.674	118	221	339	37.7	143	-	138	113	27	78	650	72.2

TEAM STATISTICS	BY	OPP	DATE	OPPONENT	W/L	SCORE	ATTEND
SCORING.....	526	650	11-22-04	vs North Carolina	L	50-86	2500
Points per game.....	58.4	72.2	11-23-04	vs Stanford	L	53-62	2500
Scoring margin.....	-13.8	-	11/27/04	CALIFORNIA	L	64-67	9857
FIELD GOALS-ATT.....	186-489	236-534	12/01/04	at Utah State	L	57-71	9620
Field goal pct.....	.380	.442	12/04/04	at USC	L	82-87	2163
3 POINT FG-ATT.....	61-179	58-171	12/11/04	vs Washington State University	L	46-49	10283
3-point FG pct.....	.341	.339	12/18/04	UTAH STATE	L	62-84	11610
3-pt FG made per game..	6.8	6.4	12/21/04	NORTH CAROLINA STATE	L	61-72	9390
FREE THROWS-ATT.....	93-131	120-178	01/04/05	at Saint Mary's (CA)	L	51-72	2643
Free throw pct.....	.710	.674					
REBOUNDS.....	314	339					
Rebounds per game.....	34.9	37.7					
Rebounding margin.....	-2.8	-					
ASSISTS.....	97	138					
Assists per game.....	10.8	15.3					
TURNOVERS.....	155	113					
Turnovers per game.....	17.2	12.6					
Turnover margin.....	-4.7	-					
Assist/turnover ratio..	0.6	1.2					
STEALS.....	50	78					
Steals per game.....	5.6	8.7					
BLOCKS.....	30	27					
Blocks per game.....	3.3	3.0					
WINNING STREAK.....	0	-					
Home win streak.....	0	-					
ATTENDANCE.....	30857	29709					
Home games-Avg/Game....	3-10286	3-4809					
Neutral site-Avg/Game..	-	3-5094					

SCORE BY PERIODS:	1st	2nd	Total
BYU Cougars.....	238	288	- 526
Opponents.....	325	325	- 650

2004-05 BYU Season Stats  
 BYU Cougars Category Leaders (as of Jan 04, 2005)  
 All games

FG PERCENTAGE	FG	ATT	Pct
REISMAN, Joshua.....	1	1	1.000
JENSEN, Jared.....	47	81	.580
REICHNER, Brock.....	1	2	.500
AINGE, Austin.....	45	96	.469
YOUNG, Keena.....	37	80	.463
DAWES, Derek.....	24	52	.462
ROSE, Mike.....	45	99	.455
HALL, Mike.....	69	161	.429
MEADS, Garner.....	15	38	.395
MILES, Chris.....	9	24	.375
BALDERSON, Jimmy....	15	41	.366
BURGESS, Sam.....	10	40	.250

3-POINT PERCENTAGE	3FG	ATT	Pct
REICHNER, Brock.....	1	2	.500
ROSE, Mike.....	34	73	.466
AINGE, Austin.....	20	49	.408
HALL, Mike.....	27	69	.391
BALDERSON, Jimmy....	9	23	.391
BURGESS, Sam.....	5	19	.263
NASHIF, Terry.....	5	25	.200
MEADS, Garner.....	0	1	.000
YOUNG, Keena.....	0	3	.000

FT PERCENTAGE	FT	ATT	Pct
BURGESS, Sam.....	5	5	1.000
MILES, Chris.....	6	6	1.000
JENSEN, Jared.....	38	44	.864
AINGE, Austin.....	20	24	.833
MEADS, Garner.....	15	19	.789
HALL, Mike.....	24	31	.774
BALDERSON, Jimmy....	10	13	.769
YOUNG, Keena.....	16	21	.762
NASHIF, Terry.....	3	4	.750
DAWES, Derek.....	25	38	.658
ROSE, Mike.....	14	23	.609
PLAISTED, Trent.....	3	6	.500

POINTS	G	Pts	Pts/G
HALL, Mike.....	14	189	13.5
ROSE, Mike.....	14	138	9.9
JENSEN, Jared.....	14	132	9.4
AINGE, Austin.....	14	130	9.3
YOUNG, Keena.....	14	90	6.4
DAWES, Derek.....	14	73	5.2
BALDERSON, Jimmy....	9	49	5.4
MEADS, Garner.....	9	45	5.0
BURGESS, Sam.....	12	30	2.5
NASHIF, Terry.....	14	28	2.0
MILES, Chris.....	13	24	1.8
PLAISTED, Trent.....	5	3	0.6

FIELD GOAL ATTEMPTS	G	Att	Att/G
HALL, Mike.....	14	161	11.5
ROSE, Mike.....	14	99	7.1
AINGE, Austin.....	14	96	6.9
JENSEN, Jared.....	14	81	5.8
YOUNG, Keena.....	14	80	5.7

FIELD GOALS MADE	G	Made	Made/G
HALL, Mike.....	14	69	4.9
JENSEN, Jared.....	14	47	3.4
AINGE, Austin.....	14	45	3.2
ROSE, Mike.....	14	45	3.2
YOUNG, Keena.....	14	37	2.6

3-POINT FG ATTEMPTS	G	Att	Att/G
ROSE, Mike.....	14	73	5.2
HALL, Mike.....	14	69	4.9
AINGE, Austin.....	14	49	3.5
NASHIF, Terry.....	14	25	1.8
BALDERSON, Jimmy....	9	23	2.6

3-POINT FGS MADE	G	Made	Made/G
ROSE, Mike.....	14	34	2.4
HALL, Mike.....	14	27	1.9
AINGE, Austin.....	14	20	1.4
BALDERSON, Jimmy....	9	9	1.0
BURGESS, Sam.....	12	5	0.4
NASHIF, Terry.....	14	5	0.4

FREE THROW ATTEMPTS	G	Att	Att/G
JENSEN, Jared.....	14	44	3.1
DAWES, Derek.....	14	38	2.7
HALL, Mike.....	14	31	2.2
AINGE, Austin.....	14	24	1.7
ROSE, Mike.....	14	23	1.6

FREE THROWS MADE	G	Made	Made/G
HALL, Mike.....	14	24	1.7
JENSEN, Jared.....	14	38	2.7
AINGE, Austin.....	14	20	1.4
ROSE, Mike.....	14	14	1.0
YOUNG, Keena.....	14	16	1.1
DAWES, Derek.....	14	25	1.8

POINTS AVERAGE	G	Pts	Avg/G
HALL, Mike.....	14	189	13.5
ROSE, Mike.....	14	138	9.9
JENSEN, Jared.....	14	132	9.4
AINGE, Austin.....	14	130	9.3
YOUNG, Keena.....	14	90	6.4
BALDERSON, Jimmy....	9	49	5.4
DAWES, Derek.....	14	73	5.2
MEADS, Garner.....	9	45	5.0
BURGESS, Sam.....	12	30	2.5
NASHIF, Terry.....	14	28	2.0
REISMAN, Joshua.....	1	2	2.0
MILES, Chris.....	13	24	1.8



2004-05 BYU Season Stats  
 BYU Cougars Category Leaders (as of Jan 04, 2005)  
 All games

REBOUNDS	G	Reb	Reb/G
YOUNG, Keena.....	14	84	6.0
DAWES, Derek.....	14	74	5.3
HALL, Mike.....	14	54	3.9
JENSEN, Jared.....	14	50	3.6
MEADS, Garner.....	9	45	5.0

REBOUND AVERAGE	G	Reb	Avg/G
YOUNG, Keena.....	14	84	6.0
DAWES, Derek.....	14	74	5.3
MEADS, Garner.....	9	45	5.0
HALL, Mike.....	14	54	3.9
JENSEN, Jared.....	14	50	3.6

OFFENSIVE REBOUNDS	G	No.	Avg/G
YOUNG, Keena.....	14	36	2.6
JENSEN, Jared.....	14	20	1.4
DAWES, Derek.....	14	20	1.4
HALL, Mike.....	14	18	1.3
MEADS, Garner.....	9	13	1.4

DEFENSIVE REBOUNDS	G	No.	Avg/G
DAWES, Derek.....	14	54	3.9
YOUNG, Keena.....	14	48	3.4
HALL, Mike.....	14	36	2.6
AINGE, Austin.....	14	35	2.5
MEADS, Garner.....	9	32	3.6

FOULS	G	No.	Per/G
JENSEN, Jared.....	14	37	2.6
MEADS, Garner.....	9	29	3.2
HALL, Mike.....	14	29	2.1
DAWES, Derek.....	14	26	1.9
YOUNG, Keena.....	14	24	1.7

FOULOUTS	G	No.
MEADS, Garner.....	9	1
DAWES, Derek.....	14	1

ASSISTS	G	No.	A/G
AINGE, Austin.....	14	45	3.2
HALL, Mike.....	14	34	2.4
NASHIF, Terry.....	14	31	2.2
ROSE, Mike.....	14	15	1.1
YOUNG, Keena.....	14	13	0.9

STEALS	G	No.	S/G
HALL, Mike.....	14	20	1.4
AINGE, Austin.....	14	18	1.3
JENSEN, Jared.....	14	8	0.6
YOUNG, Keena.....	14	7	0.5
NASHIF, Terry.....	14	6	0.4
ROSE, Mike.....	14	6	0.4

BLOCKED SHOTS	G	No.	Blk/G
DAWES, Derek.....	14	13	0.9
MILES, Chris.....	13	12	0.9
YOUNG, Keena.....	14	11	0.8
MEADS, Garner.....	9	5	0.6
BURGESS, Sam.....	12	3	0.3
HALL, Mike.....	14	3	0.2

MINUTES	G	No.	Min/G
HALL, Mike.....	14	467	33.4
JENSEN, Jared.....	14	339	24.2
AINGE, Austin.....	14	334	23.9
YOUNG, Keena.....	14	314	22.4
ROSE, Mike.....	14	273	19.5

TURNOVERS	G	No.	TO/G
AINGE, Austin.....	14	49	3.5
HALL, Mike.....	14	26	1.9
JENSEN, Jared.....	14	25	1.8
NASHIF, Terry.....	14	24	1.7
DAWES, Derek.....	14	19	1.4

2004-05 BYU Season Stats  
 BYU Cougars Team Game-by-Game (as of Jan 04, 2005)  
 All games

TEAM STATISTICS

Opponent	Date	Score	W/L	---TOTAL---		--3-PTRS--		FT-FTA		Pct		----REBOUNDS----				PF	A	TO	Blk	Stl	Pts---Avg
				FG-FGA	Pct	3FG-FGA	Pct	Off	Def	Tot	Avg										
vs North Carolina	11-22-04	50-86	L	18-57	.316	6-23	.261	8-14	.571	15	28	43	43.0	21	8	27	4	7	50	50.0	
vs Stanford	11-23-04	53-62	L	17-48	.354	4-16	.250	15-23	.652	11	27	38	40.5	20	4	19	1	3	53	51.5	
vs Chaminade	11-24-04	77-56	W	31-63	.492	5-15	.333	10-10	1.000	12	24	36	39.0	17	16	15	5	10	77	60.0	
CALIFORNIA	11/27/04	64-67	L	21-64	.328	6-21	.286	16-19	.842	19	20	39	39.0	19	12	8	5	6	64	61.0	
at Utah State	12/01/04	57-71	L	22-53	.415	8-21	.381	5-8	.625	11	19	30	37.2	17	10	15	5	7	57	60.2	
at USC	12/04/04	82-87	L	26-55	.473	13-25	.520	17-26	.654	14	26	40	37.7	19	18	21	1	5	82	63.8	
BOISE STATE UNIVERSIT	12/08/04	90-77	W	28-57	.491	11-21	.524	23-31	.742	8	35	43	38.4	16	15	15	4	5	90	67.6	
vs Washington State U	12/11/04	46-49	L	17-48	.354	6-25	.240	6-9	.667	6	25	31	37.5	14	11	14	3	6	46	64.9	
UTAH STATE	12/18/04	62-84	L	23-58	.397	7-19	.368	9-14	.643	11	18	29	36.6	22	10	13	7	6	62	64.6	
NORTH CAROLINA STATE	12/21/04	61-72	L	21-55	.382	5-16	.313	14-15	.933	7	25	32	36.1	18	16	13	1	6	61	64.2	
at Weber State	12-23-04	79-61	W	32-53	.604	6-11	.545	9-9	1.000	7	20	27	35.3	19	15	8	3	6	79	65.5	
SOUTHERN UTAH UNIVERS	12/28/04	77-52	W	27-54	.500	12-21	.571	11-19	.579	11	22	33	35.1	15	18	11	3	6	77	66.5	
SANTA CLARA	12/31/04	87-74	W	24-46	.522	6-17	.353	33-36	.917	5	25	30	34.7	20	19	13	5	4	87	68.1	
at Saint Mary's (CA)	01/04/05	51-72	L	21-51	.412	6-13	.462	3-3	1.000	7	25	32	34.5	19	8	25	3	4	51	66.9	
BYU Cougars		936		328-762	.430	101-264	.383	179-236	.758	144	339	483	34.5	256	180	217	50	81	936	66.9	
Opponents		970		353-825	.428	97-278	.349	167-253	.660	185	319	504	36.0	243	204	194	37	102	970	69.3	

Games played: 14  
 Points/game: 66.9  
 FG Pct: 43.0  
 3FG Pct: 38.3  
 FT Pct: 75.8

Rebounds/game: 34.5  
 Assists/game: 12.9  
 Turnovers/game: 15.5  
 Assist/turnover ratio: 0.8  
 Steals/game: 5.8  
 Blocks/game: 3.6

2004-05 BYU Season Stats  
 BYU Cougars Opponent Game-by-Game (as of Jan 04, 2005)  
 All games

OPPONENT STATISTICS

Opponent	Date	Score	W/L	---TOTAL---		--3-PTRS--		----REBOUNDS----		PF	A	TO	Blk	Stl	Pts---Avg					
				FG-FGA	Pct	3FG-FGA	Pct	FT-FTA	Pct							Off	Def	Tot	Avg	
vs North Carolina	11-22-04	50-86	L	30-69	.435	8-26	.308	18-23	.783	14	28	42	42.0	17	19	12	1	15	86	86.0
vs Stanford	11-23-04	53-62	L	21-55	.382	2-11	.182	18-25	.720	11	23	34	38.0	23	13	11	4	7	62	74.0
vs Chaminade	11-24-04	77-56	W	22-53	.415	6-23	.261	6-13	.462	9	21	30	35.3	16	12	21	4	8	56	68.0
CALIFORNIA	11/27/04	64-67	L	26-58	.448	3-9	.333	12-22	.545	18	27	45	37.8	17	6	14	5	4	67	67.8
at Utah State	12/01/04	57-71	L	25-54	.463	3-17	.176	18-23	.783	12	21	33	36.8	11	13	9	4	8	71	68.4
at USC	12/04/04	82-87	L	32-67	.478	11-25	.440	12-17	.706	10	20	30	35.7	19	21	11	2	10	87	71.5
BOISE STATE UNIVERSIT	12/08/04	90-77	W	30-74	.405	10-28	.357	7-13	.538	14	25	39	36.1	22	17	14	3	2	77	72.3
vs Washington State U	12/11/04	46-49	L	16-49	.327	10-19	.526	7-11	.636	10	26	36	36.1	11	13	15	2	6	49	69.4
UTAH STATE	12/18/04	62-84	L	30-59	.508	9-18	.500	15-24	.625	18	28	46	37.2	18	22	15	4	8	84	71.0
NORTH CAROLINA STATE	12/21/04	61-72	L	28-60	.467	5-28	.179	11-16	.688	10	25	35	37.0	14	13	10	3	8	72	71.1
at Weber State	12-23-04	79-61	W	22-53	.415	5-15	.333	12-16	.750	14	14	28	36.2	12	9	14	0	1	61	70.2
SOUTHERN UTAH UNIVERS	12/28/04	77-52	W	17-47	.362	6-15	.400	12-17	.706	11	20	31	35.8	19	12	15	2	8	52	68.7
SANTA CLARA	12/31/04	87-74	W	26-64	.406	12-26	.462	10-16	.625	19	18	37	35.8	31	16	17	1	5	74	69.1
at Saint Mary's (CA)	01/04/05	51-72	L	28-63	.444	7-18	.389	9-17	.529	15	23	38	36.0	13	18	16	2	12	72	69.3
Opponents		970		353-825	.428	97-278	.349	167-253	.660	185	319	504	36.0	243	204	194	37	102	970	69.3
BYU Cougars		936		328-762	.430	101-264	.383	179-236	.758	144	339	483	34.5	256	180	217	50	81	936	66.9

Games played: 14  
 Points/game: 69.3  
 FG Pct: 42.8  
 3FG Pct: 34.9  
 FT Pct: 66.0

Rebounds/game: 36.0  
 Assists/game: 14.6  
 Turnovers/game: 13.9  
 Assist/turnover ratio: 1.1  
 Steals/game: 7.3  
 Blocks/game: 2.6

2004-05 BYU Season Stats  
 BYU Cougars Game-by-Game Points-Rebounds-Assists (as of Jan 04, 2005)  
 All games

Opponent	Date	Score	WL	01	02	03	04	05	10	12	13	20
				HALL,MIKE	ROSE,MIKE	YOUNG,KEE	BURGESS,J	REISMAN,J	NASHIF,TE	REICHNER,	AINGE,AUS	BURGESS,S
vs North Carolina	11-22-04	50-86	L	10- 4- 0	5- 1- 0	9-10- 0	DNP	DNP	3- 1- 4	DNP	6- 1- 1	4- 1- 0
vs Stanford	11-23-04	53-62	L	7- 6- 2	8- 2- 0	6- 4- 0	DNP	DNP	7- 1- 1	DNP	0- 0- 0	0- 1- 1
vs Chaminade	11-24-04	77-56	W	14- 6- 5	5- 0- 3	14- 6- 0	DNP	2- 0- 0	4- 4- 5	0- 0- 0	2- 4- 2	8- 3- 0
CALIFORNIA	11/27/04	64-67	L	23- 4- 2	1- 3- 1	6- 6- 2	DNP	DNP	8- 8- 5	DNP	2- 1- 0	6- 1- 0
at Utah State	12/01/04	57-71	L	19- 5- 3	3- 0- 0	4- 9- 2	DNP	DNP	0- 0- 1	DNP	15- 2- 3	2- 1- 0
at USC	12/04/04	82-87	L	13- 2- 1	13- 3- 0	0- 4- 0	DNP	DNP	0- 3-10	DNP	7- 0- 2	DNP
BOISE STATE UNIVERSITY	12/08/04	90-77	W	21- 9- 5	19- 3- 1	11- 8- 0	DNP	DNP	1- 1- 0	DNP	14- 5- 5	DNP
vs Washington State Uni	12/11/04	46-49	L	3- 1- 2	15- 2- 1	2- 3- 0	DNP	DNP	0- 0- 0	DNP	16- 2- 4	0- 0- 0
UTAH STATE	12/18/04	62-84	L	4- 4- 1	14- 1- 0	8- 7- 0	DNP	DNP	0- 0- 4	DNP	21- 2- 3	5- 0- 0
NORTH CAROLINA STATE	12/21/04	61-72	L	18- 4- 3	9- 1- 1	2-10- 3	DNP	DNP	0- 0- 1	DNP	9- 4- 8	0- 1- 0
at Weber State	12-23-04	79-61	W	23- 2- 4	0- 0- 0	14- 6- 4	DNP	DNP	0- 0- 0	DNP	9- 4- 3	0- 0- 0
SOUTHERN UTAH UNIVERSIT	12/28/04	77-52	W	12- 4- 3	14- 1- 1	6- 4- 1	0- 1- 1	DNP	0- 3- 0	3- 1- 1	14- 3- 5	5- 1- 0
SANTA CLARA	12/31/04	87-74	W	10- 1- 2	26- 3- 5	2- 3- 0	DNP	DNP	0- 0- 0	DNP	9- 7- 7	0- 0- 0
at Saint Mary's (CA)	01/04/05	51-72	L	12- 2- 1	6- 3- 2	6- 4- 1	DNP	DNP	5- 1- 0	0- 0- 0	6- 1- 2	0- 0- 1

Opponent	Date	Score	WL	23	34	41	43	44	52	54
				BALDERSON	BURGESS,D	MEADS,GAR	DAWES,DER	PLAISTED,	JENSEN,JA	MILES,CHR
vs North Carolina	11-22-04	50-86	L	DNP	0- 0- 0	2- 9- 1	1- 0- 0	2- 3- 1	8- 3- 1	0- 5- 0
vs Stanford	11-23-04	53-62	L	DNP	DNP	9- 5- 0	4-10- 0	1- 4- 0	11- 2- 0	DNP
vs Chaminade	11-24-04	77-56	W	DNP	DNP	DNP	10- 6- 1	0- 0- 0	16- 5- 0	2- 0- 0
CALIFORNIA	11/27/04	64-67	L	DNP	0- 0- 0	DNP	4- 8- 0	DNP	12- 2- 2	2- 1- 0
at Utah State	12/01/04	57-71	L	6- 0- 0	DNP	0- 2- 0	0- 2- 0	0- 0- 0	8- 4- 1	0- 1- 0
at USC	12/04/04	82-87	L	22- 1- 4	DNP	10- 8- 1	10- 5- 0	0- 1- 0	3- 5- 0	4- 2- 0
BOISE STATE UNIVERSITY	12/08/04	90-77	W	3- 2- 1	DNP	4- 3- 2	2- 3- 0	DNP	13- 5- 1	2- 1- 0
vs Washington State Uni	12/11/04	46-49	L	0- 0- 0	DNP	2-10- 2	6- 7- 1	DNP	0- 0- 0	2- 2- 1
UTAH STATE	12/18/04	62-84	L	2- 0- 1	DNP	4- 1- 1	0- 4- 0	DNP	4- 1- 0	0- 5- 0
NORTH CAROLINA STATE	12/21/04	61-72	L	DNP	DNP	4- 1- 0	5- 3- 0	DNP	14- 3- 0	0- 2- 0
at Weber State	12-23-04	79-61	W	0- 1- 0	DNP	10- 6- 0	7- 2- 1	DNP	16- 5- 3	0- 0- 0
SOUTHERN UTAH UNIVERSIT	12/28/04	77-52	W	11- 0- 2	DNP	DNP	10- 9- 1	DNP	2- 3- 0	0- 1- 3
SANTA CLARA	12/31/04	87-74	W	0- 1- 0	DNP	DNP	5- 5- 1	DNP	23- 5- 1	12- 3- 3
at Saint Mary's (CA)	01/04/05	51-72	L	5- 0- 0	DNP	DNP	9-10- 0	DNP	2- 7- 1	0- 2- 0

2004-05 BYU Season Stats  
 BYU Cougars Game-by-Game Highs (as of Jan 04, 2005)  
 All games

Opponent	Date	Score	WL	POINTS	REBOUNDS	ASSISTS	STEALS	BLOCKED SHOTS
vs North Carolina	11-22-04	50-86	L	10-HALL, Mike	10-YOUNG, Keena	4-NASHIF, Terry	2-MEADS, Garner	1-MILES, Chris YOUNG, Keena HALL, Mike MEADS, Garner
vs Stanford	11-23-04	53-62	L	11-JENSEN, Jared	10-DAWES, Derek	2-HALL, Mike	1-HALL, Mike JENSEN, Jared NASHIF, Terry	1-MEADS, Garner
vs Chaminade	11-24-04	77-56	W	16-JENSEN, Jared	6-YOUNG, Keena DAWES, Derek HALL, Mike	5-HALL, Mike NASHIF, Terry	4-HALL, Mike	3-BURGESS, Sam
CALIFORNIA	11/27/04	64-67	L	23-HALL, Mike	8-DAWES, Derek NASHIF, Terry	5-NASHIF, Terry	3-HALL, Mike	3-DAWES, Derek
at Utah State	12/01/04	57-71	L	19-HALL, Mike	9-YOUNG, Keena	3-HALL, Mike AINGE, Austin	2-AINGE, Austin YOUNG, Keena JENSEN, Jared	2-MEADS, Garner YOUNG, Keena
at USC	12/04/04	82-87	L	22-BALDERSON, Ji	8-MEADS, Garner	10-NASHIF, Terry	1-NASHIF, Terry HALL, Mike MEADS, Garner MILES, Chris AINGE, Austin	1-DAWES, Derek
BOISE STATE UNIVERSITY	12/08/04	90-77	W	21-HALL, Mike	9-HALL, Mike	5-HALL, Mike AINGE, Austin	2-JENSEN, Jared	2-MILES, Chris
vs Washington State Unive	12/11/04	46-49	L	16-AINGE, Austin	10-MEADS, Garner	4-AINGE, Austin	3-ROSE, Mike	2-DAWES, Derek
UTAH STATE	12/18/04	62-84	L	21-AINGE, Austin	7-YOUNG, Keena	4-NASHIF, Terry	2-ROSE, Mike	3-MILES, Chris
NORTH CAROLINA STATE	12/21/04	61-72	L	18-HALL, Mike	10-YOUNG, Keena	8-AINGE, Austin	3-HALL, Mike	1-MILES, Chris
at Weber State	12-23-04	79-61	W	23-HALL, Mike	6-YOUNG, Keena MEADS, Garner	4-HALL, Mike YOUNG, Keena	4-AINGE, Austin	2-YOUNG, Keena
SOUTHERN UTAH UNIVERSITY	12/28/04	77-52	W	14-AINGE, Austin ROSE, Mike	9-DAWES, Derek	5-AINGE, Austin	3-AINGE, Austin	2-DAWES, Derek
SANTA CLARA	12/31/04	87-74	W	26-ROSE, Mike	7-AINGE, Austin	7-AINGE, Austin	2-HALL, Mike AINGE, Austin	3-MILES, Chris
at Saint Mary's (CA)	01/04/05	51-72	L	12-HALL, Mike	10-DAWES, Derek	2-ROSE, Mike AINGE, Austin	2-AINGE, Austin	1-JENSEN, Jared MILES, Chris YOUNG, Keena

2004-05 BYU Season Stats  
 BYU Cougars High/Low Analysis (as of Jan 04, 2005)  
 All games

BYU Cougars - TEAM GAME HIGHS

POINTS.....	90	vs Boise State University (12/08/04)
	87	vs Santa Clara (12/31/04)
	82	at USC (12/04/04)
	79	at Weber State (12-23-04)
	77	vs Southern Utah University (12/28/04)
	77	vs Chaminade (11-24-04)
FIELD GOALS MADE.....	32	at Weber State (12-23-04)
	31	vs Chaminade (11-24-04)
FIELD GOAL ATTEMPTS.....	64	vs CALIFORNIA (11/27/04)
	63	vs Chaminade (11-24-04)
FIELD GOAL PERCENTAGE.....	.604 (32-53)	at Weber State (12-23-04)
	.522 (24-46)	vs Santa Clara (12/31/04)
3 PT FIELD GOALS MADE.....	13	at USC (12/04/04)
	12	vs Southern Utah University (12/28/04)
3 PT FG ATTEMPTS.....	25	vs Washington State University (12/11/04)
	25	at USC (12/04/04)
3 PT FG PERCENTAGE.....	.571 (12-21)	vs Southern Utah University (12/28/04)
	.545 ( 6-11)	at Weber State (12-23-04)
FREE THROWS MADE.....	33	vs Santa Clara (12/31/04)
	23	vs Boise State University (12/08/04)
FREE THROW ATTEMPTS.....	36	vs Santa Clara (12/31/04)
	31	vs Boise State University (12/08/04)
FREE THROW PERCENTAGE.....	1.000 (10-10)	vs Chaminade (11-24-04)
	1.000 ( 9-9 )	at Weber State (12-23-04)
	1.000 ( 3-3 )	at Saint Mary's (CA) (01/04/05)
REBOUNDS.....	43	vs Boise State University (12/08/04)
	43	vs North Carolina (11-22-04)
ASSISTS.....	19	vs Santa Clara (12/31/04)
	18	vs Southern Utah University (12/28/04)
	18	at USC (12/04/04)
STEALS.....	10	vs Chaminade (11-24-04)
	7	at Utah State (12/01/04)
	7	vs North Carolina (11-22-04)
BLOCKED SHOTS.....	7	vs Utah State (12/18/04)
	5	vs Santa Clara (12/31/04)
	5	at Utah State (12/01/04)
	5	vs CALIFORNIA (11/27/04)
	5	vs Chaminade (11-24-04)
TURNOVERS.....	27	vs North Carolina (11-22-04)
	25	at Saint Mary's (CA) (01/04/05)
FOULS.....	22	vs Utah State (12/18/04)
	21	vs North Carolina (11-22-04)

2004-05 BYU Season Stats  
 BYU Cougars High/Low Analysis (as of Jan 04, 2005)  
 All games

Opponent - GAME HIGHS

POINTS.....	87	at USC (12/04/04)
	86	vs North Carolina (11-22-04)
	84	vs Utah State (12/18/04)
	77	vs Boise State University (12/08/04)
	74	vs Santa Clara (12/31/04)
FIELD GOALS MADE.....	32	at USC (12/04/04)
	30	vs Utah State (12/18/04)
	30	vs Boise State University (12/08/04)
	30	vs North Carolina (11-22-04)
FIELD GOAL ATTEMPTS.....	74	vs Boise State University (12/08/04)
	69	vs North Carolina (11-22-04)
FIELD GOAL PERCENTAGE.....	.508 (30-59)	vs Utah State (12/18/04)
	.478 (32-67)	at USC (12/04/04)
3 PT FIELD GOALS MADE.....	12	vs Santa Clara (12/31/04)
	11	at USC (12/04/04)
3 PT FG ATTEMPTS.....	28	vs North Carolina State (12/21/04)
	28	vs Boise State University (12/08/04)
3 PT FG PERCENTAGE.....	.526 (10-19)	vs Washington State University (12/11/04)
	.500 ( 9-18)	vs Utah State (12/18/04)
FREE THROWS MADE.....	18	at Utah State (12/01/04)
	18	vs Stanford (11-23-04)
	18	vs North Carolina (11-22-04)
FREE THROW ATTEMPTS.....	25	vs Stanford (11-23-04)
	24	vs Utah State (12/18/04)
FREE THROW PERCENTAGE.....	.783 (18-23)	at Utah State (12/01/04)
	.783 (18-23)	vs North Carolina (11-22-04)
REBOUNDS.....	46	vs Utah State (12/18/04)
	45	vs CALIFORNIA (11/27/04)
ASSISTS.....	22	vs Utah State (12/18/04)
	21	at USC (12/04/04)
STEALS.....	15	vs North Carolina (11-22-04)
	12	at Saint Mary's (CA) (01/04/05)
BLOCKED SHOTS.....	5	vs CALIFORNIA (11/27/04)
	4	vs Utah State (12/18/04)
	4	at Utah State (12/01/04)
	4	vs Chaminade (11-24-04)
	4	vs Stanford (11-23-04)
TURNOVERS.....	21	vs Chaminade (11-24-04)
	17	vs Santa Clara (12/31/04)
FOULS.....	31	vs Santa Clara (12/31/04)
	23	vs Stanford (11-23-04)

2004-05 BYU Season Stats  
 BYU Cougars High/Low Analysis (as of Jan 04, 2005)  
 All games

BYU Cougars - GAME LOWS

POINTS.....	46	vs Washington State University (12/11/04)
	50	vs North Carolina (11-22-04)
	51	at Saint Mary's (CA) (01/04/05)
	53	vs Stanford (11-23-04)
	57	at Utah State (12/01/04)
FIELD GOALS MADE.....	17	vs Stanford (11-23-04)
	17	vs Washington State University (12/11/04)
FIELD GOAL ATTEMPTS.....	46	vs Santa Clara (12/31/04)
	48	vs Stanford (11-23-04)
	48	vs Washington State University (12/11/04)
FIELD GOAL PERCENTAGE.....	.316 (18-57)	vs North Carolina (11-22-04)
	.328 (21-64)	vs CALIFORNIA (11/27/04)
3 PT FIELD GOALS MADE.....	4	vs Stanford (11-23-04)
	5	vs Chaminade (11-24-04)
	5	vs North Carolina State (12/21/04)
3 PT FG ATTEMPTS.....	11	at Weber State (12-23-04)
	13	at Saint Mary's (CA) (01/04/05)
3 PT FG PERCENTAGE.....	.240 ( 6-25)	vs Washington State University (12/11/04)
	.250 ( 4-16)	vs Stanford (11-23-04)
FREE THROWS MADE.....	3	at Saint Mary's (CA) (01/04/05)
	5	at Utah State (12/01/04)
FREE THROW ATTEMPTS.....	3	at Saint Mary's (CA) (01/04/05)
	8	at Utah State (12/01/04)
FREE THROW PERCENTAGE.....	.571 ( 8-14)	vs North Carolina (11-22-04)
	.579 (11-19)	vs Southern Utah University (12/28/04)
REBOUNDS.....	27	at Weber State (12-23-04)
	29	vs Utah State (12/18/04)
ASSISTS.....	4	vs Stanford (11-23-04)
	8	vs North Carolina (11-22-04)
	8	at Saint Mary's (CA) (01/04/05)
STEALS.....	3	vs Stanford (11-23-04)
	4	vs Santa Clara (12/31/04)
	4	at Saint Mary's (CA) (01/04/05)
BLOCKED SHOTS.....	1	vs Stanford (11-23-04)
	1	at USC (12/04/04)
	1	vs North Carolina State (12/21/04)
TURNOVERS.....	8	vs CALIFORNIA (11/27/04)
	8	at Weber State (12-23-04)
FOULS.....	14	vs Washington State University (12/11/04)
	15	vs Southern Utah University (12/28/04)



2004-05 BYU Season Stats  
 BYU Cougars High/Low Analysis (as of Jan 04, 2005)  
 All games

Opponent - GAME LOWS

POINTS.....	49	vs Washington State University (12/11/04)
	52	vs Southern Utah University (12/28/04)
	56	vs Chaminade (11-24-04)
	61	at Weber State (12-23-04)
	62	vs Stanford (11-23-04)
FIELD GOALS MADE.....	16	vs Washington State University (12/11/04)
	17	vs Southern Utah University (12/28/04)
FIELD GOAL ATTEMPTS.....	47	vs Southern Utah University (12/28/04)
	49	vs Washington State University (12/11/04)
FIELD GOAL PERCENTAGE.....	.327 (16-49)	vs Washington State University (12/11/04)
	.362 (17-47)	vs Southern Utah University (12/28/04)
3 PT FIELD GOALS MADE.....	2	vs Stanford (11-23-04)
	3	vs CALIFORNIA (11/27/04)
	3	at Utah State (12/01/04)
3 PT FG ATTEMPTS.....	9	vs CALIFORNIA (11/27/04)
	11	vs Stanford (11-23-04)
3 PT FG PERCENTAGE.....	.176 ( 3-17)	at Utah State (12/01/04)
	.179 ( 5-28)	vs North Carolina State (12/21/04)
FREE THROWS MADE.....	6	vs Chaminade (11-24-04)
	7	vs Boise State University (12/08/04)
	7	vs Washington State University (12/11/04)
FREE THROW ATTEMPTS.....	11	vs Washington State University (12/11/04)
	13	vs Chaminade (11-24-04)
	13	vs Boise State University (12/08/04)
FREE THROW PERCENTAGE.....	.462 ( 6-13)	vs Chaminade (11-24-04)
	.529 ( 9-17)	at Saint Mary's (CA) (01/04/05)
REBOUNDS.....	28	at Weber State (12-23-04)
	30	vs Chaminade (11-24-04)
	30	at USC (12/04/04)
ASSISTS.....	6	vs CALIFORNIA (11/27/04)
	9	at Weber State (12-23-04)
STEALS.....	1	at Weber State (12-23-04)
	2	vs Boise State University (12/08/04)
BLOCKED SHOTS.....	0	at Weber State (12-23-04)
	1	vs North Carolina (11-22-04)
	1	vs Santa Clara (12/31/04)
TURNOVERS.....	9	at Utah State (12/01/04)
	10	vs North Carolina State (12/21/04)
FOULS.....	11	at Utah State (12/01/04)
	11	vs Washington State University (12/11/04)

2004-05 BYU Season Stats  
 BYU Cougars High/Low Analysis (as of Jan 04, 2005)  
 All games

BYU Cougars - INDIVIDUAL GAME HIGHS

POINTS.....	26	ROSE, Mike vs Santa Clara (12/31/04)
	23	JENSEN, Jared vs Santa Clara (12/31/04)
	23	HALL, Mike at Weber State (12-23-04)
	23	HALL, Mike vs CALIFORNIA (11/27/04)
	22	BALDERSON, Jimmy at USC (12/04/04)
FIELD GOALS MADE.....	9	HALL, Mike at Weber State (12-23-04)
	8	JENSEN, Jared at Weber State (12-23-04)
	8	HALL, Mike vs CALIFORNIA (11/27/04)
FIELD GOAL ATT.....	18	HALL, Mike vs CALIFORNIA (11/27/04)
	17	HALL, Mike vs North Carolina State (12/21/04)
FG PCT (min 5 made).....	.778 ( 7-9 )	JENSEN, Jared vs Santa Clara (12/31/04)
	.750 ( 9-12)	HALL, Mike at Weber State (12-23-04)
	.750 ( 6-8 )	JENSEN, Jared vs Chaminade (11-24-04)
3 PT FG MADE.....	6	ROSE, Mike vs Boise State University (12/08/04)
	5	HALL, Mike at Weber State (12-23-04)
	5	BALDERSON, Jimmy at USC (12/04/04)
3 PT FG ATTEMPTS.....	9	ROSE, Mike vs Washington State University (12/11/04)
	9	ROSE, Mike vs Boise State University (12/08/04)
	9	AINGE, Austin at Utah State (12/01/04)
3-PT FG PCT (min 2 made).....	.800 ( 4-5 )	AINGE, Austin vs Southern Utah University (12/28/04)
	.714 ( 5-7 )	HALL, Mike at Weber State (12-23-04)
FREE THROWS MADE.....	9	JENSEN, Jared vs Santa Clara (12/31/04)
	8	ROSE, Mike vs Santa Clara (12/31/04)
FREE THROW ATT.....	11	ROSE, Mike vs Santa Clara (12/31/04)
	11	DAWES, Derek vs Southern Utah University (12/28/04)
FT PCT (min 3 made).....	1.000 ( 9-9 )	JENSEN, Jared vs Santa Clara (12/31/04)
	1.000 ( 6-6 )	JENSEN, Jared vs North Carolina State (12/21/04)
	1.000 ( 4-4 )	AINGE, Austin vs Santa Clara (12/31/04)
	1.000 ( 4-4 )	MILES, Chris vs Santa Clara (12/31/04)
	1.000 ( 4-4 )	YOUNG, Keena at Weber State (12-23-04)
	1.000 ( 4-4 )	MEADS, Garner at Weber State (12-23-04)
	1.000 ( 4-4 )	JENSEN, Jared vs Chaminade (11-24-04)
	1.000 ( 3-3 )	DAWES, Derek vs Santa Clara (12/31/04)
	1.000 ( 3-3 )	HALL, Mike vs Santa Clara (12/31/04)
	1.000 ( 3-3 )	BURGESS, Sam vs CALIFORNIA (11/27/04)
	1.000 ( 3-3 )	MEADS, Garner vs Stanford (11-23-04)
REBOUNDS.....	10	DAWES, Derek at Saint Mary's (CA) (01/04/05)
	10	YOUNG, Keena vs North Carolina State (12/21/04)
	10	MEADS, Garner vs Washington State University (12/11/04)
	10	DAWES, Derek vs Stanford (11-23-04)
	10	YOUNG, Keena vs North Carolina (11-22-04)
ASSISTS.....	10	NASHIF, Terry at USC (12/04/04)
	8	AINGE, Austin vs North Carolina State (12/21/04)
STEALS.....	4	AINGE, Austin at Weber State (12-23-04)
	4	HALL, Mike vs Chaminade (11-24-04)
BLOCKED SHOTS.....	3	MILES, Chris vs Santa Clara (12/31/04)
	3	MILES, Chris vs Utah State (12/18/04)
	3	DAWES, Derek vs CALIFORNIA (11/27/04)
	3	BURGESS, Sam vs Chaminade (11-24-04)
TURNOVERS.....	8	NASHIF, Terry vs North Carolina (11-22-04)
	7	JENSEN, Jared at Saint Mary's (CA) (01/04/05)
FOULS.....	5	DAWES, Derek vs Santa Clara (12/31/04)
	5	MEADS, Garner vs Utah State (12/18/04)