



Cougar Basketball

CONTACT INFORMATION

Basketball Media Relations Contact: Brett Pyne
Office Phone: (801) 422-4912
Cell Phone: (801) 367-1631
Home Phone: (801) 796-6867
Email: brett_pyne@byu.edu
Assoc. AD/Media Relations Director: Duff Tittle
Office Phone: (801) 422-8948
Home Phone: (801) 227-0746
Email: duff_tittle@byu.edu
Media Relations Fax: (801) 422-0633
Pressrow Phone: (801) 378-3675
Mailing Address: 30 SFH, Provo, UT 84602-2239

2002-03 BYU SCHEDULE

NOVEMBER 2002

Nov. 22-25 Paradise Jam @ U.S. Virgin Islands
Nov 22 v. Toledo 71-56 W
Nov 23 v. Kansas State 73-64 W
Nov 25 v. St. Bonaventure 66-57 W
Nov. 30 Rice 95-56 W

DECEMBER 2002

Dec. 4 @ Arizona State (FSN) 64-60 W
Dec. 7 @ Creighton 64-74 L
Dec. 11 San Diego 64-49 W
Dec. 14 Utah State (SWP) 66-56 W
Dec. 21 UC Santa Barbara 69-56 W
Dec. 23 @ San Francisco 72-84 L
Dec. 28 Southern Utah 93-60 W

JANUARY 2003

Jan. 2 Pepperdine 84-68 W
Jan. 4 Touchstone Energy All-College
Classic in Oklahoma City
v. Oklahoma State (ESPN2) 65-78 L
Jan. 8 @ Weber State 69-75 L
Jan. 11 Idaho State 7:00 p.m.
Jan. 16 UNLV (SWP) 7:00 p.m.
Jan. 20 @ San Diego State (SWP) 7:00 p.m.
Jan. 25 UTAH (ESPN+Plus) 1:00 p.m.

FEBRUARY 2003

Feb. 1 New Mexico (ESPN+Plus) 1:00 p.m.
Feb. 3 Air Force 8:30 p.m.
Feb. 8 @ Wyoming (ESPN+Plus) 1:00 p.m.
Feb. 10 @ Colorado State 7:00 p.m.
Feb. 14 @ UNLV (SWP) 7:30 p.m.
Feb. 17 San Diego State (SWP) 8:30 p.m.
Feb. 24 @ Utah (ESPN) 10:00 p.m.

MARCH 2003

Mar. 1 @ Air Force (SWP) 4:00 p.m.
Mar. 3 @ New Mexico (SWP) 7:00 p.m.
Mar. 6 Wyoming (SWP) 7:00 p.m.
Mar. 8 Colorado State (SWP) 7:00 p.m.
Mar. 12-15 MWC Tournament @ Las Vegas

*Game times are local to site
SWP - SportsWest Productions
FSA - Fox SportsNet Arizona

GAME #15 FAST FACTS

BYU (10-4, 0-0 MWC) vs. IDAHO STATE (6-5, 0-0 BIG SKY)

SATURDAY, JAN. 11, 2003
MARRIOTT CENTER (22,700)
PROVO, UTAH
7 p.m. MST

Coaches:BYU, Steve Cleveland (95-73 in sixth year; same overall)
ISU, Doug Oliver (44-75 in fifth year; same overall)

Series:BYU leads, 26-6; Last: BYU won 77-71 in Provo on Dec. 11, 1981

TV:None

Radio:KSL Newsradio 1160 AM (Cougar Sports Network)
Pregame Air Times: 6 p.m. MST
Play-by-Play: Greg Wrubell
Game Analyst: Mark Durrant

Web:Live audio and live stats links available at byucougars.com/basketball_m/ (select 2002-03 schedule)
and live audio also available on KSL.com and byuradio.org or via BYU Radio on Dish Network.

BYU'S PROBABLE STARTERS:

| POS. | # | NAME | HT. | WT. | YR. | PPG | RPG |
|------|----|-----------------|------|-----|-----|------|-------------|
| F | 3 | Mark Bigelow | 6-7 | 195 | Jr. | 12.4 | 3.5 |
| F | 5 | Jake Shöff | 6-9 | 265 | Jr. | 3.0 | 2.3 |
| C | 55 | Rafael Araujo | 6-11 | 265 | Jr. | 10.5 | 8.8 |
| G | 2 | Travis Hansen | 6-6 | 210 | Sr. | 15.2 | 4.7 2.9 apg |
| G | 24 | Kevin Woodberry | 6-0 | 170 | Jr. | 6.2 | 1.7 2.4 apg |

BYU RESERVES:

| POS. | # | NAME | HT. | WT. | YR. | PPG | RPG |
|------|----|--------------|------|-----|-----|-----|-------------|
| F | 52 | Jared Jensen | 6-9 | 250 | So. | 8.4 | 3.6 |
| G | 14 | Ricky Bower | 6-4 | 185 | Jr. | 6.1 | 1.9 |
| G | 12 | Marc Roberts | 6-3 | 205 | So. | 6.0 | 3.0 |
| F | 15 | John Allen | 6-7 | 215 | So. | 3.6 | 1.6 |
| G | 10 | Terry Nashif | 5-10 | 165 | Fr. | 2.7 | 1.4 1.8 apg |
| C | 40 | Dan Howard | 7-0 | 225 | Jr. | 1.6 | 0.8 |
| G | 4 | Luiz Lemes | 6-3 | 180 | Jr. | 1.5 | 0.8 |
| F | 32 | Bart Jepsen | 6-9 | 235 | Jr. | 1.4 | 1.0 |

COUGARS HOST IDAHO STATE SATURDAY AT 7 P.M.

Coming off its first back-to-back losses of the year, BYU (10-4) hosts Idaho State (6-5) Saturday at 7 p.m. in the Marriott Center. The game is not being televised. The radio broadcast can be heard on KSL Newsradio 1160 and the Cougar Sports Network, beginning with a one-hour pregame show. KSL's Greg Wrubell will call the play-by-play action with Mark Durrant providing game analysis. Live Internet audio links are available on the basketball page of the official BYU athletics website, byucougars.com, and via BYU Radio on the Dish Network and at byuradio.org.

The game is BYU's final contest before starting Mountain West Conference play next week at home against UNLV on Thursday. BYU is 6-0 at home this year and owns the nation's longest homecourt victory streak with 42 consecutive wins in the Marriott Center. Idaho State and has been off since losing a close game at Utah State on Dec. 28. The Bengals had won five straight prior to their loss in Logan. BYU and Idaho State have not met since 1981. BYU leading the series 26-6.

UP NEXT

BYU begins Mountain West Conference play Thursday at 7 p.m. when its hosts UNLV in the Marriott Center. The game will be televised by SportsWest on KJZZ-TV in Salt Lake City. BYU will then take a single-game road trip to San Diego to face the SDSU Aztecs on Monday, Jan. 20. Monday's game will also be a SportsWest telecast, being aired in Salt Lake City on KSL-TV.



IDAHO STATE INFORMATION

GENERAL INFO

Location: Pocatello, Idaho
 Founded: 1901
 Enrollment: 13,663
 Nickname: Bengals
 Colors: Black and Orange
 Home Arena: Reed Gym
 Conference: Big Sky
 Athletic Director: Dr. Howard Gauthier

BASKETBALL INFO

Head Coach: Doug Oliver
 Alma Mater: San Jose State '73
 Best time to call: Mornings
 Office Phone: (208) 282-4492
 Overall Record: 44-75 (5th year)
 Record at School (Years): 44-75 (5th year)
 Assistant Coaches: Jay McMillin, Louis Wilson

2001-2002

Overall Record: 10-17
 Conference Record/Finish: 3-11 (7th place)
 Final Ranking/Post Season Finish: N/A

2002-2003

Letterman Returning/Lost: 8/3
 Starters Returning/Lost: 4/2

RETURNING STARTERS

Danny Boticki, 6-3, 185, Sr., G (6.5 ppg, 2.1 rpg)
 Jeremy Brown, 6-5, 210, Sr., G/F (15.8 ppg, 7.0 rpg)
 Ray Munyagi, 6-5, 210, Sr., F (8.6 ppg, 6.0 rpg)
 Dion Jackson, 5-10, 180, Sr., G (3.6 ppg, 1.0 rpg)

MEDIA RELATIONS

Basketball Contact: Frank Mercogliano
 Office: (208) 282-2621
 Home: (208) 234-0755
 Email: mercfran@isu.edu
 Fax: (208) 282-3659
 Web Site: www.isubengals.com

IDAHO STATE BENGALS

Idaho State returns eight lettermen and four starters from last year's 10-17 team. The Bengals are off to a 6-5 start, having won five of its last six games. ISU's five game winning streak came to an end on Dec. 30 in Logan when the Bengals fell to host Utah State in a closely contested game, 66-59. The Bengals are well-rested, not having played since the Utah State game two weeks ago. They are 3-0 at home, 1-3 on the road and 2-2 at a neutral site this season. ISU is looking to finish its non-conference schedule with a winning record for the second consecutive year before beginning Big Sky play. Three Bengals are scoring in double figures, led by Orem's Scott Henry (13.3). Henry, who prepped at Mountain View before playing at Utah Valley State College and Salt Lake Community College, is almost averaging a double-double, pulling down a team-leading 9.5 rebounds per game. He has six double-doubles this year from the power forward position. Swingman Jeremy Brown adds 10.5 ppg and point guard Marquis Poole contributes 10.2. Doug Oliver is in his fifth year coaching the Bengals, after 12 years as an assistant at Stanford. He also served one year as an assistant at Utah and four seasons at Boise State. He owns a 44-75 mark with the Bengals. ISU shoots 45.5 percent as a team, including 34.2 percent on threes, but only 59.2 percent from the line. ISU allows 41 percent shooting overall and 32.5 percent on threes. The Bengals out score their opponents 70.1-66.2.

IDAHO STATE'S PROBABLE STARTERS

| POS. | # | NAME | HT. | WT. | YR. | PPG | RPG |
|------|----|-----------------|------|-----|-----|------|-----|
| F | 32 | Jeremy Brown | 6-5 | 210 | Sr. | 10.5 | 4.5 |
| F | 31 | Scott Henry | 6-7 | 200 | Jr. | 13.3 | 9.5 |
| C | 42 | Jesse Smith | 6-10 | 270 | So. | 3.3 | 2.9 |
| G | 30 | David Schroeder | 6-2 | 190 | Fr. | 9.4 | 2.8 |
| G | 23 | Marquis Poole | 6-2 | 175 | Jr. | 10.2 | 3.0 |

SERIES BREAKDOWN

Overall Series Record: BYU leads 26-6
 BYU Record in Provo: 9-2
 BYU Record in Pocatello: 15-4
 BYU Record at Neutral Sites: 2-0
 BYU Record under Steve Cleveland: First meeting
 BYU Record in Overtime Games: N/A
 Longest BYU Win Streak: 15 (1944-76)
 Longest Idaho St. Win Streak: 3 (1936-37)
 Largest BYU Margin of Victory: 42 (1931)
 Largest Idaho St. Margin of Victory: 10 (1944)
 Most Points Scored by BYU: 102 (1976)
 Most Points Scored by Idaho St.: 94 (1977)

| Date | Opponent | Score | W/L |
|----------|------------------------|--------|-----|
| 2-10-30 | at Idaho State | 51-33 | W |
| 2-9-31 | at Idaho State | 76-34 | W |
| 12-11-36 | Idaho State | 30-24 | W |
| 12-12-36 | Idaho State | 34-35 | L |
| 12-17-37 | at Idaho State | 30-38 | L |
| 12-18-37 | at Idaho State | 32-40 | L |
| 12-23-38 | at Idaho State | 40-17 | W |
| 12-24-38 | at Idaho State | 34-25 | W |
| 12-15-39 | Idaho State | 42-48 | L |
| 12-16-39 | Idaho State | 59-31 | W |
| 12-13-40 | at Idaho State | 39-27 | W |
| 12-14-40 | at Idaho State | 56-29 | W |
| 12-13-41 | Idaho State | 53-29 | W |
| 12-23-41 | at Idaho State | 45-28 | W |
| 12-15-44 | at Idaho State | 35-45 | L |
| 12-16-44 | at Idaho State | 45-33 | W |
| 12-10-45 | vs. Idaho State | 58-47 | W |
| 12-11-45 | at Idaho State | 54-47 | W |
| 12-14-46 | Idaho State | 50-39 | W |
| 11-26-48 | at Idaho State | 58-43 | W |
| 11-27-48 | at Idaho State | 52-46 | W |
| 12-2-49 | at Idaho State | 67-44 | W |
| 12-3-49 | at Idaho State | 83-56 | W |
| 11-28-52 | at Idaho State | 69-44 | W |
| 11-29-52 | at Idaho State | 65-47 | W |
| 12-4-53 | Idaho State | 70-59 | W |
| 12-5-53 | Idaho State | 63-50 | W |
| 3-16-57 | vs. Idaho State (NCAA) | 65-54 | W |
| 12-1-73 | Idaho State | 83-82 | W |
| 11-26-76 | Idaho State | 102-84 | W |
| 12-3-77 | at Idaho State | 87-94 | L |
| 12-11-81 | Idaho State ^ | 77-71 | W |



2002-03 BYU NUMERICAL ROSTER

| NO. | NAME | POS. | HT. | WT | YR. | EXP. | HOMETOWN (PREVIOUS SCHOOL) | PLAYER NOTE |
|-----|-----------------|------|------|-----|-----|------|---|---|
| 2 | Travis Hansen | G/F | 6-6 | 210 | Sr. | 2L | Orem, Utah (Utah Valley State College) | BYU's leading scorer (15.2) and assist man (2.9) |
| 3 | Mark Bigelow | F/G | 6-7 | 195 | Jr. | 2L | Olympia, Wash. (Olympia HS) | Second-leading scorer (12.4) and top three-point shooter (25) |
| 4 | Luiz Lemes | G | 6-3 | 180 | Jr. | TR | Sao Paulo, Brazil (E. Oklahoma State) | JC transfer played season-high 21 minutes vs. Pepperdine |
| 5 | Jake Shoff | F/C | 6-9 | 265 | Jr. | TR | Alpine, Utah (Weber State) | First start at Weber State, playing 10 minutes with 2 rebs |
| 10 | Terry Nashif | G | 5-10 | 165 | So. | 1L | Vancouver, Wash. (Evergreen HS) | Has dished out 21 assists while surrendering just 7 turnovers |
| 12 | Marc Roberts | G | 6-3 | 205 | So. | 1L | Provo, Utah (Timpview HS) | Played first game at Weber St. after coming out of redshirt |
| 14 | Ricky Bower | G | 6-4 | 185 | Jr. | TR | Meridian, Idaho (Wisconsin) | Top reserve had career-tying 10 points at Weber State |
| 15 | John Allen | F | 6-7 | 215 | So. | 1L | Houston, Texas (Mayde HS) | Shooting 6-10 on threes and perfect 14-14 from the line |
| 24 | Kevin Woodberry | G | 6-0 | 170 | Jr. | TR | Phoenix, Ariz. (Dixie State College) | Dished out 24 assists with just 8 turnovers in last 7 games |
| 32 | Bart Jepsen | F | 6-9 | 235 | Jr. | 2L | Roswell, N.M. (Roswell HS) | Played in 10 games; had 5 points with 3 rebounds vs. SUU |
| 40 | Dan Howard | C | 7-0 | 225 | Jr. | 2L | Kaysville, Utah (Davis HS) | Played in 13 games; had career-best 11 pts in opener |
| 52 | Jared Jensen | F/C | 6-9 | 250 | So. | 1L | West Haven, Utah (Fremont HS) | MWC Co-Freshman of the Year shoots team-best .619 on FG |
| 55 | Rafael Araujo | C | 6-11 | 265 | Jr. | TR | Sao Paulo, Brazil (Arizona Western College) | NJCAA All-American avg. 18 pts, 12 rebs over last five games |

PLANNING TO REDSHIRT

| | | | | | | | | |
|----|------------------|---|-----|-----|-----|----|---|--|
| 13 | Austin Ainge | G | 6-1 | 175 | Fr. | HS | Gilbert, Ariz. (Highland HS) | Returned missionary will redshirt; just back from broken thumb |
| 34 | Jermaine Odjegba | G | 6-5 | 190 | Fr. | HS | Lake Park, Fla. (Palm Beach Gardens HS) | True freshman will redshirt |

Head Coach: Steve Cleveland , UC Irvine, 1976 (sixth season)

Associate Head Coach: Dave Rose, Houston, 1983

Assistant Coaches: Andy Toolson, BYU, 1990; John Wardenburg, BYU, 1986

Director of Basketball Operations: Nate Call, BYU, 1993

BYU PLAYER SEASON/CAREER HIGHS

| # | PLAYER | POINTS | REBOUNDS | ASSISTS (^ BLOCKS) |
|----|-----------------------------|---|---|---|
| 2 | HANSEN, Travis Career: | 23 at Arizona State 30 at Pepperdine (2002) | 12 vs. St. Bonaventure 17 at Pepperdine (2002) | 5 vs. Toledo, vs. UCSB, vs. Pepperdine same (four times) |
| 3 | BIGELOW, Mark Career: | 21 at Creighton 33 at Washington State (1998-99) | 8 vs. San Diego 14 (twice- 1998-99) | 5 vs. San Diego 6 (twice-1998-99)/(9 steals, BYU record) |
| 4 | LEMES, Luiz Career: | 7 vs. Rice same | 2 vs. Rice, vs. Pepperdine same | 2 vs. Rice same |
| 5 | SHOFF, Jake Career: | 15 vs. Pepperdine same | 5 vs. Pepperdine same | 2 vs. Utah State same |
| 10 | NASHIF, Terry Career: | 10 vs. Rice same | 5 vs. Rice same | 5 vs. Rice, Southern Utah same |
| 12 | ROBERTS, Marc Career: | 6 at Weber State same (twice) | 3 at Weber State same | -- 2 at Wyoming (2-26-00) |
| 14 | BOWER, Ricky Career: | 10 vs. Toledo, at Weber State same | 5 vs. St. Bonaventure, vs. SUU same | 4 at Creighton, vs. UCSB, vs. SUU same |
| 15 | ALLEN, John Career: | 8 at Arizona State, SUU 10 at Notre Dame (1999-00) | 4 vs. St. Bonaventure same | 2 vs. Southern Utah same / ^ 1 vs. So. Ill. (99-00) |
| 24 | WOODBERRY, Kevin Career: | 12 vs. Utah State same | 4 at Arizona State same | 6 vs. Utah State, SUU/(4 steals vs. USD) same |
| 32 | JEPSEN, Bart Career: | 7 vs. Rice same (three times) | 3 vs. Southern Utah, vs. Pepperdine 9 vs. Washington (1997-98) | - 2 - twice / ^ 3 vs. UTEP (1998-99) |
| 40 | HOWARD, Dan Career: | 11 vs. Toledo same | 2 (four times) last vs. SUU 7 at SDSU (2002) | 1 vs. Kansas State, at Creighton same (twice) / ^ 2 - twice (2002) |
| 52 | JENSEN, Jared Career: | 18 vs. Rice 20 at Air Force (2002) | 6 vs. St. Bonaventure, at ASU 10 vs. Creighton, CSUN (2002) | 1 (four times) last vs. Pepperdine 2 vs. Creighton/ ^ 2 (4 times) |
| 55 | ARAUJO, Rafael Career: | 24 at San Francisco same | 17 at San Francisco same | 3 (twice)/ ^ 3 at ASU/ (3 steals v. Rice, at USF) same |



2002-03 BYU STARTING LINEUPS

| Opp. | PG | SG | SF | PF | C |
|-----------|-----------|--------|---------|--------|--------|
| v. Toledo | Woodberry | Hansen | Bigelow | Jensen | Araujo |
| v. KSU | Woodberry | Hansen | Bigelow | Jensen | Araujo |
| v. SBU | Woodberry | Bower | Bigelow | Hansen | Araujo |
| RICE | Woodberry | Hansen | Bigelow | Jensen | Araujo |
| @ASU | Woodberry | Hansen | Bigelow | Jensen | Araujo |
| @CU | Woodberry | Hansen | Bigelow | Jensen | Araujo |
| USD | Woodberry | Hansen | Bigelow | Jensen | Araujo |
| USU | Woodberry | Hansen | Bigelow | Jensen | Araujo |
| UCSB | Woodberry | Hansen | Bigelow | Jensen | Araujo |
| @USF | Woodberry | Hansen | Bigelow | Jensen | Araujo |
| SUU | Woodberry | Hansen | Bigelow | Jensen | Araujo |
| PEPP | Woodberry | Hansen | Bigelow | Jensen | Araujo |
| v. OSU | Woodberry | Hansen | Bigelow | Jensen | Araujo |
| @WSU | Woodberry | Hansen | Bigelow | Shoff | Araujo |

BYU STARTING LINEUP (RECORD)

| | |
|--|-----|
| Woodberry, Hansen, Bigelow, Jensen, Araujo | 9-3 |
| Woodberry, Bower, Bigelow, Hansen, Araujo | 1-0 |
| Woodberry, Hansen, Bigelow, Shoff, Araujo | 0-1 |

ROSTER BREAKDOWN BY CLASS

SENIORS (1)

| | | |
|---------------|-----|-----|
| Travis Hansen | G/F | 6-6 |
|---------------|-----|-----|

JUNIORS (8)

| | | |
|-----------------|-----|------|
| Kevin Woodberry | G | 6-0 |
| Luiz Lemes | G | 6-3 |
| Ricky Bower | G | 6-4 |
| Mark Bigelow | F/G | 6-7 |
| Jake Shoff | F | 6-9 |
| Bart Jepsen | F | 6-9 |
| Rafael Araujo | C | 6-11 |
| Dan Howard | C | 7-0 |

SOPHOMORES (4)

| | | |
|--------------|-----|------|
| Terry Nashif | G | 5-10 |
| Marc Roberts | G | 6-3 |
| John Allen | F | 6-7 |
| Jared Jensen | F/C | 6-9 |

FRESHMAN (2)

| | | |
|------------------|---|-----|
| Austin Ainge | G | 6-1 |
| Jermaine Odjegba | G | 6-5 |

BREAKDOWN BY GEOGRAPHY

UTAH (5)

| | |
|---------------|------------|
| Travis Hansen | Orem |
| Jake Shoff | Alpine |
| Dan Howard | Kaysville |
| Jared Jensen | West Haven |
| Marc Roberts | Provo |

ARIZONA (2)

| | |
|-----------------|---------|
| Kevin Woodberry | Phoenix |
| Austin Ainge | Gilbert |

BRAZIL (2)

| | |
|---------------|-----------|
| Luiz Lemes | Sao Paulo |
| Rafael Araujo | Sao Paulo |

WASHINGTON (2)

| | |
|--------------|-----------|
| Mark Bigelow | Olympia |
| Terry Nashif | Vancouver |

FLORIDA (1)

| | |
|------------------|-----------|
| Jermaine Odjegba | Lake Park |
|------------------|-----------|

IDAHO (1)

| | |
|-------------|----------|
| Ricky Bower | Meridian |
|-------------|----------|

NEW MEXICO (1)

| | |
|-------------|---------|
| Bart Jepsen | Roswell |
|-------------|---------|

TEXAS (1)

| | |
|------------|---------|
| John Allen | Houston |
|------------|---------|

BYU'S LAST GAME – BOYETTE LEADS WEBER STATE TO VICTORY

OGDEN, Utah (Jan. 8, 2002) -- Dropping back-to-back games for the first time this season, the BYU men's basketball team lost its fourth road game of the year to Weber State, 75-69, Wednesday in Ogden, Utah. Down by as many as 19 points, BYU fought to come within five, but foul trouble and a slow start kept the Cougars from overtaking Weber State. BYU dropped to 10-4 on the season while Weber State improved to 10-5. Typical of their previous road losses, the Cougars struggled in the first half, scoring a season low of 20 points, but picked up the pace in the second half, outscoring Weber State 49-40. Weber State snapped BYU's three-game winning streak in the series between the two schools and improved to 10-4 against BYU in Ogden. The Cougars lead the overall series 18-10. Showing consistent improvement over the season, junior center Rafael Araujo led BYU with 19 points and nine rebounds. Araujo has led BYU in scoring four of the last five games. Senior guard Travis Hansen added 12 points, but fouled out for the fourth time this season with 10:28 left in the game. Hansen has fouled out in each of BYU's losses. Sophomore guard Marc Roberts, who sat out the first 13 games with a knee injury and planned redshirt season, made his first appearance of the year, scoring six points before fouling out. Weber State senior guard Jermaine Boyette led all scorers with 37 points, shooting 11-of-16 from the field and 15-of-17 on free throws. Speaking about Boyette, BYU head coach Steve Cleveland said, "We did a good job defensively on everybody except Jermaine. He did what he had to do, and he had a big night. If he didn't have a big night we would have won." In the second half, BYU went on a 20-8 scoring run, but Weber State managed to fend off the Cougars. Ricky Bower sparked two comebacks by hitting a pair of three pointers, one with 3:23 to go in the game that brought the score to 66-61. "In the second half we were down by 19, but we got more energy and became a better basketball team," Cleveland said. "If this basketball team will play 40 minutes that would make me really happy."

ARAUJO CONTINUES STRONG PLAY

Junior center Rafael Araujo recorded double-doubles in both games last week to average double-digit points and rebounds for the second consecutive week. He was one rebound shy at Weber State Wednesday with 19 points and 9 rebounds. Last week, the 6-foot-11 Brazilian averaged 15.0 points and 12.5 rebounds and went 12-for-16 (.750) from the floor and shot 60 percent (6-10) from the line. Araujo's 8-for-11 shooting against Pepperdine helped him score a team-leading 19 points while also grabbing a game-high 11 rebounds in 21 minutes against the Waves. It marked the second consecutive game he has gone 8-for-11 from the floor. He had 11 points and a game-high 14 rebounds against Oklahoma State Saturday. He added two assists and a steal against the Cowboys while going 4-for-5 from the floor in season-high-equaling 31 minutes. On the year, Araujo is second among MWC players in rebounds with an 8.9 average. He is third on BYU's team in scoring at 11.1 points per game.

70-POINT BAROMETER

BYU is 10-0 this year when holding opponents below 70 points but 0-4 when the opposition reaches the 70-point mark. In the five-plus season Steve Cleveland has been BYU's coach, the Cougars are 77-15 (.837) when holding opponents below 70 points. BYU's winning percentage drops off substantially when BYU opponents have scored between 70-79 points. BYU's record is 16-33 (.327) in those games during the Cleveland era.

PLAYER PERSONNEL

BYU coach Steve Cleveland is using a larger rotation this year with a deeper bench. Thirteen players will play this year and nine are playing double-digit minutes. Cleveland has gone with the same starting lineup in every game but St. Bonaventure and Weber State. Sophomore guard Marc Roberts sat out the first 13 games as a redshirt before playing at Weber State. Freshmen guards Austin Ainge and Jermaine Odjegba are still planning to redshirt.

NATIONAL POLLS

BYU did not receive any votes this week after suffering its third loss of the year vs. Oklahoma State Saturday. The Cowboys moved up and are just out of both top-25 listings, ranking 26th in the Associated Press Poll and 27th in ESPN/USA Today. BYU was ranked 43rd (AP) and 45th (ESPN/USA Today) in last week's polls.

RPI AND SAGARIN RATINGS

BYU is the top-rated team in the Sagarin Ratings released Monday, ranking 26th followed by Utah at No. 34. As a conference, the Mountain West has dropped one slot to 7th as the Pac-10 jumped into the No. 6 ranking. BYU entered the week as the top-rated MWC team, ranking 17th with Utah at 29 in the RPI computed by Collegiate Basketball News. After its loss at Weber State, BYU is now rated second in the CBS Sportsline.com RPI at 28th while Utah is 27th.



BYU MARGIN OF VICTORY/DEFEAT

| | WINS | LOSSES |
|----------------|------------|--------|
| 1 point | | |
| 2 points | | |
| 3 points | | |
| 4 points | .1 | |
| 5 points | | |
| 6 points | | .1 |
| 7 points | | |
| 8 points | | |
| 9 points | .2 | |
| 10 points | .1 | .1 |
| 11 points | | |
| 12 points | | .1 |
| 13 points | .1 | .1 |
| 14 points | | |
| 15 points | .2 | |
| 16-19 points | .1 (16) | |
| 20-24 points | | |
| 25-29 points | | |
| 30-plus points | .2 (33,39) | |

BYU'S 2002-03 RECORD WHEN ...

| | |
|--------------------------------------|-------|
| At home | .6-0 |
| On the road | .1-3 |
| On a neutral floor | .3-1 |
| BYU scores 100 or more points | .0-0 |
| BYU scores between 90-99 points | .2-0 |
| BYU scores between 80-89 points | .1-0 |
| BYU scores between 70-79 points | .2-1 |
| BYU scores between 60-69 points | .5-3 |
| BYU scores below 60 points | .0-0 |
| Opponent scores 90 or more points | .0-0 |
| Opponent scores between 80-89 points | .0-1 |
| Opponent scores between 70-79 points | .0-3 |
| Opponent scores between 60-69 points | .4-0 |
| Opponent scores between 50-59 points | .5-0 |
| Opponent scores below 50 points | .1-0 |
| BYU leads at half | .6-0 |
| Opponent leads at half | .4-4 |
| Score tied at half | .0-0 |
| BYU leads with 5 minutes left | .10-0 |
| Opponent leads with 5 min. left | .0-4 |
| BYU leads with 1 minute left | .10-0 |
| Opponent leads with 1 min. left | .0-4 |
| Score tied with 1 minute left | .0-0 |
| Game goes into overtime | .0-0 |
| BYU shoots 50 % or better | .4-0 |
| Opponent shoots 50 % or better | .0-2 |
| BYU out shoots opponent | .10-1 |
| Opponent out shoots BYU | .0-3 |
| BYU out rebounds opponent | .8-3 |
| Opponent out rebounds BYU | .2-1 |
| BYU and opponent tie in rebounds | .0-0 |
| vs. top-25 ranked opponent | .0-0 |
| vs. 2002 conference champions | .3-1 |
| vs. 2002 postseason teams | .4-2 |

MORE POINTS ON POINTS ...

WHEN BYU SCORES: (CLEVELAND ERA)

| Points | Record |
|--------------|--------------|
| 100 or above | 2-0 (1.000) |
| 90-99 | 7-0 (1.000) |
| 80-89 | 24-4 (.857) |
| 70-79 | 31-16 (.660) |
| 60-69 | 28-26 (.519) |

WHEN BYU ALLOWS: (CLEVELAND ERA)

| Points | Record |
|--------|--------------|
| 40-49 | 16-0 (1.000) |
| 50-59 | 32-3 (.914) |
| 60-69 | 29-12 (.707) |
| 70-79 | 16-33 (.327) |

STREAKS

BYU is coming back-to-back losses for the first time this year. BYU had two three-game losing streaks last year. The Cougars has lost its last four games away from the Marriott Center, including its last three contests on an opponent's home court. BYU's loss at Creighton ended a string of four consecutive BYU wins away from the Marriott Center. It was the team's best streak away from home since BYU's 2001 NCAA team won five consecutive games (2 away, 3 at the MWC tournament) in March 2001. BYU owns the nation's longest homecourt winning streak at 42 games. The Cougars have won 33 straight home games over a nonconference opponent and 17 consecutive vs. Mountain West Conference teams. The Cougars won five straight games overall to open this season, the longest overall streak since winning eight straight games last year in preseason. BYU has made a three-point shot in 193 consecutive games since last going 0-9 in a 75-67 loss to CS Fullerton on Nov. 22, 1996 during BYU's 1-25 season.

SHOOTING, REBOUNDING SUCCESS

BYU has out shot 11 of 14 opponents this year (except USF, OSU, Weber State) and outrebounded 10 (except Creighton,USU, USCB). BYU is shooting .469, including .371 on threes, while limiting opponents to .397 shooting from the floor and only .263 on threes. BYU averages 35.1 boards to its opponents' 32.6. BYU has shot 45 percent or better in nine games this year, including a string of six straight until shooting a season-low 36.5 percent at USF when the Cougars also allowed USF an opponent-best 50.9 percent. BYU rebounded to shoot 58 percent (SUU) and 54.2 percent (Pepperdine) in its next two games before shooting 43 percent vs. OSU, with the Cowboys shooting 51 percent, and 38.2 percent at Weber State (allowing the Wildcats 46.9 percent).

FROM THE LINE

BYU topped 80 percent (20-25) free throw shooting for the fifth time this year vs. Oklahoma State. BYU shot a season-high 85.2 percent from the line vs. UCSB, going 23-27. The Cougars have shot better than 70 percent in all but three games, a season-low 55.0 percent (11-20) vs. San Diego, 65.4 percent vs. Pepperdine and 65.7 percent at USF. Individually, seven Cougars are shooting 75 percent or better from the line. John Allen is a perfect 14-14 while Ricky Bower is shooting 91.7 percent (33-36). BYU is shooting 73.5 percent as a team.

DEFENSIVE NOTABLES

BYU has held nine opponents to 42 percent or lower shooting, and has held five opponents below 35 percent shooting. BYU held Pepperdine, coming in shooting 47.1 percent, to its second-lowest percentage of the year at 34.5 percent. BYU held UCSB, a team that came in after seven games shooting 50.3 percent from the floor and 45.5 percent on threes, to 36.5 percent and 26.1 percent on threes. BYU has held eight of its 14 opponents this year to 60 points or less. BYU is 48-3 under Steve Cleveland when holding opponents below 60 points. BYU held USD to a BYU-opponent low of 49 points. On the year, BYU's defense yields a combined 63.8 points per game.

MORE DEFENSE

The Cougars did not allow a SUU player to reach double figures and held UCSB forward Mark Hull to four points on 2-8 shooting and three rebounds in 34 minutes. He entered the game averaging 14.3 points and 5.3 rebounds. BYU made Utah State's leading scorer Desmond Penigar earn all 11 of his points on 3-11 shooting. He was averaging 15.2 and shooting 49 percent from the floor entering the game. The other top Aggie scorer, guard Mark Brown, entered the game with a 13.8 scoring average, having reached double figures in every game. He scored only two points against the Cougar defense, going 1-8 from the floor in a team-high 35 minutes. BYU also held San Diego's leading scorer, 6-foot-10, 290-pound center Jason Keep, who had 30 points and 16 rebounds at UCLA this year, to just seven points – nearly 11 points below his 17.7 average entering the game. Against Rice, BYU held 2002 WAC Freshman of the Year forward Michael Harris, who came in averaging 13.7 points and 10.3 rebounds, including a 14-point, 10-rebound night on 7-10 shooting at Stanford, to 11 points and four boards. ASU's freshman sensation Ike Diogu was held five points below his season average. Despite the loss, BYU held Creighton, a team that shot 54 percent from the floor and 51 percent on threes in its first five games, to 42 percent shooting from the floor and 29 percent three-point shooting on its home floor.



THE LAST TIME BYU HAD ...

4 PLAYERS SCORE IN DOUBLE FIGURES

1/02/03 vs. Pepperdine Araujo (19)
Hansen (17), Shoff (15), Bigelow (12)

5 PLAYERS SCORE IN DOUBLE FIGURES

12/28/00 at Weber State Wesley (18), Whiting
(15), Lyday (14), Hansen (12), Nielsen (12)

A PLAYER RECORD A DOUBLE-DOUBLE

1/04/03 vs. Oklahoma State
Rafael Araujo, 11 points, 14 rebounds

TWO PLAYERS RECORD A DOUBLE-DOUBLE

1/23/99 vs. CS Northridge
Mark Bigelow 23 points, 11 rebounds
Nathan Cooper 15 points, 10 rebounds

TWO DOUBLE-DIGIT REBOUNDERS

11/25/02 vs. St. Bonaventure (at Paradise Jam)
Travis Hansen-12, Rafael Araujo-10

TWO PLAYERS FOULED OUT

11/22/02 at Weber State
Travis Hansen and Marc Roberts

THREE PLAYERS FOULED OUT

12/22/00 vs. Iowa State (@Laie, Hawaii)
Nate Knight, Mekeli Wesley, Trent Whiting

A PLAYER EJECTED FROM THE GAME

11/23/02 vs. Kansas State
Travis Hansen (2 technical fouls)

A PLAYER RECEIVED A TECHNICAL FOUL

11/23/02 at San Francisco - Travis Hansen

TWO PLAYERS SCORED 20+ POINTS

12/1/01 at Utah State
Travis Hansen-26; Mark Bigelow-21

TWO PLAYERS SCORED 25+ POINTS

3/1/01 at New Mexico
Terrell Lyday-26; Mekeli Wesley-25

A PLAYER SCORED 30+ POINTS

1/5/02 at Pepperdine
Travis Hansen-30

A PLAYER WITH 5 STEALS

1/2/02 vs. San Francisco - Matt Montague

A PLAYER HAD DOUBLE-DIGIT ASSISTS

3/14/02 vs. UC Irvine
Matt Montague-12

A PLAYER 100% AT FT LINE (MIN. 8 ATTS)

3/2/02 at Colorado St. - Jared Jensen (8-8)

A PLAYER 100% FROM FLOOR (MIN. 5 ATTS)

1/02/03 vs. Pepperdine
Jake Shoff (6-6)

A PLAYER 100% ON TREYS (MIN. 3 ATTS)

3/20/02 at Memphis - Daniel Bobik (4-4)

NO PLAYER MAKE A TREY

11/22/96 vs. CS Fullerton (0-9)

LAST TIME OPPONENT DID NOT MAKE A TREY

12/14/02 Utah State (0-5)

BIGGEST BYU SCORING RUN OF THE SEASON

12/11/02 vs. San Diego (18-0)

NATION'S LONGEST HOME WINNING STREAK

BYU has a 42-game homecourt winning streak. The streak, which is a school record topping the 24 straight won between March 1994 and January 1996, is the longest current streak in the nation. BYU went 16-0 at home last season and was 15-0 the prior year. BYU has had a perfect home record seven times since the Marriott Center opened for the 1971-72 season. The past two years, however, marks the first time it has happened in back-to-back seasons. Last year's team tied the BYU single-season record with 16 home wins and was only the fourth Cougar squad to win more than 14 home games in a season. The 1987-88 Ladell Andersen squad went 16-2 in the Marriott Center. BYU's last home loss was on Feb. 17, 2000 when New Mexico edged the Cougars 78-74. BYU has won 17 straight at home over MWC teams. BYU has defeated 33 straight nonconference opponents in the Marriott Center since starting the streak with a 61-59 win over Utah State on Jan. 2, 1999. The last non-league foe to win in Provo was the California Bears, who edged BYU 71-70 on Dec. 19, 1998.

BYU ON THE ROAD

BYU is 1-3 on the road this year, having lost its last three road games. Counting neutral court games, BYU is 4-4 away from the Marriott Center. With its three wins at the Paradise Jam - BYU achieved its first win streak away from home since the end of the 2001 season. With BYU's victory at ASU, the Cougars ended the 11-game road losing streak it had last year and stopped seven straight losses on a Pac-10 opponent's home floor dating back to its win over ASU in 1989. Last year BYU won only twice away from home with a neutral court 81-76 upset over No. 13 Stanford at the Las Vegas Showdown on Dec. 22, 2001 and a season-opening win at San Diego, 70-59, on Nov. 17, 2001.

NEUTRAL COURT RECORD

BYU is 12-8 on a neutral court under Steve Cleveland. Last year BYU was 1-1 on a neutral floor. BYU is 3-1 this year. Prior to the Paradise Jam, BYU's last neutral court game was a 62-51 loss to San Diego State at the 2002 MWC Tournament. BYU's prior neutral win was over No. 13 Stanford, 81-76, at the Las Vegas Showdown. The Cougars have won seven of their last 10 neutral court contests.

RARE HAPPENING

When Utah State did not connect on a three-point attempt, going 0-5, against BYU on Dec. 14 it marked the first time a BYU opponent has failed to make a three-pointer since Oklahoma went 0-9 vs. the Cougars in the 1992 Maui Classic on Dec. 21, 1992.

BYU VS. ITS CONFERENCE PEERS

BYU is picked to finish fourth this year in the Mountain West Conference. BYU has won 58 percent (418-299) of its games all-time vs. MWC opponents. As an overall athletic program, BYU has dominated the Mountain West, winning 63 percent of all titles in the league's first three seasons.

COUGARS SIGN COMBO GUARD MICHAEL ROSE

During the early signing period in November, BYU signed Michael Rose, a 6-foot-1 combo guard out of Spring Woods High School in Houston Texas. A four-year starter, Rose averaged 16.3 points, five rebounds and three assists playing shooting guard as a junior. A preseason All Greater Houston First Team selection, Rose will play point guard his senior season. He has earned first-team All-District 21 5A honors the past two seasons and was the team MVP in 2002. He has helped his team to second-place District 21 finishes the past two years. In his first season, he was named District 21 Freshman of the Year. Rose has played four years on the Houston Hoops summer AAU team that also features top-five recruits Ndidi Eby and Kendrick Perkins. As the team's starting shooting guard, Rose averaged 14 points and helped the team earn a No. 1 national rating for much of the summer. The team placed second at two of the nation's larger invitational tournaments, finishing as the runner-up at both the Nike Peach Jam in Augusta, Ga., and Nike Super Showcase in Orlando, Fla. A great shooter, Rose is one of the 16 finalists still alive in Cuttino Mobley's Clutch City Shootout. Sponsored by the Houston Rockets and generating more than 300 participants, the Shootout allows Houston-area 4A and 5A high school basketball players the opportunity to compete in a series of three-point shooting contests. Rose is scheduled to shoot at halftime of the Rockets' Jan. 13 game. Earlier this month, he connected on 14 consecutive three-point shots during a scrimmage while scoring 56 points. Rose possesses a strong academic resume, ranking second in his class of 365 seniors. He was recruited by Houston, St. Louis, Utah State, Colorado State, Texas Christian, Texas A&M, Tennessee and Illinois. With guard Travis Hansen being the only senior on this year's roster, Rose is expected to be the only player to sign with BYU during the early signing period. He is the nephew of BYU Associate Head Coach Dave Rose.





MWC PLAYERS OF THE WEEK

Nov. 25 -- Brian Greene (Sr., F), Colorado State
 Dec. 2 -- Marcus Banks (Sr., G), UNLV
 Dec. 9 -- Ruben Douglas (Sr., G), New Mexico
 Dec. 16 -- Dalron Johnson (Sr., F), UNLV
 Dec. 23 -- Ronnie Clark (Sr., F), Colorado State
Dec. 30 -- Rafael Araujo (Jr., C), BYU
 Jan. 6 -- Uche Nsonwu-Amadi (Sr., C), Wyoming



BIGELOW MOVING UP 3-POINT LIST

| PL | TREYS | PLAYER | YEARS |
|----------|------------|---------------------|-----------------|
| 1 | 141 | Andy Toolson | 85-88-89-90 |
| 2 | 134 | Mark Bigelow | 99-02-03 |
| 3 | 127 | Terrell Lyday | 00-01 |

BIGELOW MOVING UP SCORING LIST

| PL | POINTS | PLAYER | YEARS |
|-----------|-------------|---------------------|-----------------|
| 1 | 2467 | Danny Ainge | 78-79-80-81 |
| 2 | 2319 | Michael Smith | 84-87-88-89 |
| 3 | 2285 | Devin Durrant | 79-80-83-84 |
| 4 | 1885 | Russell Larson | 92-93-94-95 |
| 5 | 1841 | Fred Roberts | 79-80-81-82 |
| 6 | 1824 | Jeff Chatman | 85-86-87-88 |
| 7 | 1740 | Mekeli Wesley | 98-99-00-01 |
| 8 | 1652 | Kenneth Roberts | 91-94-95-96 |
| 9 | 1512 | Kresimir Cosic | 71-72-73 |
| 10 | 1408 | Jay Cheesman | 74-75-76-77 |
| 11 | 1388 | Andy Toolson | 85-88-89-90 |
| 12 | 1375 | Roland Minson | 49-50-51 |
| 13 | 1337 | Marty Haws | 87-88-89-90 |
| 14 | 1317 | Joe Nelson | 47-48-49-50 |
| 15 | 1299 | Dick Nemeika | 64-65-66 |
| 16 | 1284 | Alan Taylor | 77-78-79-80 |
| 17 | 1218 | Doug Richards | 72-73-74 |
| 18 | 1205 | Gary Trost | 88-91-92-93 |
| 19 | 1195 | Eldon Brinley | 28-29-30-31 |
| 20 | 1156 | Kari Liimo | 67-68-69 |
| 21 | 1150 | Elwood Romney | 30-31-32-33 |
| 22 | 1143 | Doug Howard | 68-69-70 |
| 23 | 1128 | Steve Schreiner | 89-90-91 |
| 24 | 1117 | Joe Richey | 51-52-53 |
| 25 | 1108 | Gary Earnest | 59-60-61 |
| 26 | 1106 | John Fairchild | 64-65 |
| 27 | 1105 | Terrell Lyday | 00-01 |
| 28 | 1099 | Mark Handy | 74-75-76-77 |
| 29 | 1084 | Mel Hutchins | 48-49-50-51 |
| 30 | 1073 | Randy Reid | 93-94-95-96 |
| 31 | 1051 | Scott Runia | 77-78-79-80 |
| 32 | 1039 | Mark Bigelow | 99-02-03 |
| 33 | 1031 | Bernie Fryer | 71-72 |
| 34 | 1015 | Dave Eastis | 59-60-61 |

ARAUJO NAMED MOUNTAIN WEST PLAYER OF THE WEEK ON DEC. 30

BYU junior center Rafael Araujo has been named Mountain West Conference Men's Basketball Player of the Week on Dec. 30. It was Araujo's first player of the week honor of his career. Araujo, from Sao Paulo, Brazil (Arizona Western), averaged 20.5 points and 12 rebounds and shot 61.3 percent (19-of-31) from the field and averaged two steals per game. In the 84-72 loss at San Francisco, Araujo recorded his first Division I double-double with career-highs of 24 points and 17 rebounds in 28 minutes of action. He went 11-for-20 from the field (55 percent) and registered a career-high three steals. The 17 boards and 11 field goals are both currently tied for the second-highest output by an MWC player this year. Araujo led the Cougars in scoring for the second straight game with 17 points on 8-of-11 field goals and seven boards in the 93-60 win over Southern Utah.

BIGELOW REACHING, APPROACHING MILESTONES

Junior Mark Bigelow reached two milestones vs. Southern Utah. The 6-foot-7 swingman went 4-6 from behind the arc to move past Terrell Lyday into second place on BYU's career three-point list. Now with 134 career treys, Bigelow needs seven more to catch BYU assistant coach Andy Toolson, who holds the top mark at 141. Bigelow leads BYU with 25 threes this year and has made a combined 41.2 percent (134-325) in his two-plus seasons. Against SUU, Bigelow also became the 34th Cougar and only ninth junior to score 1,000 points during his career. Bigelow moved into 32nd place with his 11 points vs. Oklahoma State, surpassing current NBA official Bernie Fryer (1,031). He needs 13 points to move past Scott Runia, who shared the backcourt for three years with BYU's career scoring leader Danny Ainge (2,467).

BYU SETS THREE-POINT RECORD IN WIN OVER SOUTHERN UTAH

The Cougars set a new school record for three-pointers made in a game, going 14-24 (.583) vs. Southern Utah's match-up zone. Seven BYU players made a trey with six players' only field goals being triples.

COUGARS WIN PARADISE JAM TITLE

BYU started the season by winning the University of the Virgin Islands Paradise Jam title. Played in St. Thomas, the Paradise Jam featured six teams in a three-game format. BYU earned the title with wins over Toledo, Kansas State and St. Bonaventure. The Bonnies finished the second-year tournament 2-1 with a win over Virginia Tech, who also finished 2-1. Kansas State and Toledo went 1-2 and Michigan 0-3.

HANSEN, BIGELOW EARN PARADISE JAM AWARDS

Leading BYU to the University of the Virgin Islands Paradise Jam title, Travis Hansen and Mark Bigelow were named to the Paradise Jam All Tournament Team. Others selected to the team were Pervis Pasco of Kansas State, Nick Moore of Toledo, Terry Taylor of Virginia Tech and tournament MVP Marques Green of St. Bonaventure.

RECORD JAM DEFENSE

BYU set the Paradise Jam tournament record for fewest average points allowed by giving up only 59 points per game in its three tournament wins. The previous record was LaSalle's 62.7 points allowed over three tournament games last year. In the championship game, BYU held St. Bonaventure, who came into the title showdown having scored 91 and 89 points in its first two games, to 57 points and 28 percent shooting. BYU held Toledo to 34.6 percent shooting and 56 points and allowed only 40.4 percent shooting and 64 points by Kansas State. Combined, BYU's Paradise Jam opponents shot 33.9 percent from the floor, including 31.8 percent on threes.

CELEBRATING 100 YEARS OF BASKETBALL

BYU is celebrating 100 years of basketball. Since the first season of BYU basketball in 1903, BYU entered this season having achieved a 1437-926 (.608) overall record with 21 different coaches at the helm. The combined efforts of these men have provided the Cougars with 80 winning seasons in 100 years. BYU has won 25 conference titles and made 28 postseason tournament appearances with 19 NCAA bids and nine NIT berths. The Cougars won the 1951 and 1966 NIT titles and advanced to the Elite Eight of the NCAA tournament in 1981, highlighted by Danny Ainge's length-of-the-court dash to defeat Notre Dame at the buzzer. Ainge was named the nation's top player as the John Wooden Award and Eastman Award winner. Twenty-three players have received All-America recognition while NBA teams have selected a Cougar 41 times in its annual draft. BYU has the nation's 11th longest rivalry, dating back to 1909, against the University of Utah. BYU and Utah have the 10th longest rivalry in terms of games played with 232 contests. Amazingly, the series is tied at 116-116. For more information on BYU's 100-year history, please consult the 2002-03 BYU media guide.

BYU AMONG TOP-40 ALL-TIME WINNINGEST BASKETBALL PROGRAMS

With its all-time record of 1437-926 (.608), BYU is the ranked 40th all-time in winning percentage among all Division I basketball programs. In terms of total wins, BYU is in the top 25. The Cougars have had 80 winning seasons in their 100-year basketball history and have made 28 postseason appearances, including 19 NCAA bids, and won 25 conference championships.



KEVIN WOODBERRY / 6-0 • 170 • junior • point guard

CAPSULE: Kevin Woodberry is a true point guard and strong defender who helped Dixie State College (St. George, Utah) to a 34-3 record and the 2002 NJCAA National Championship ... A second-team All-Scenic West Athletic Conference selection, he led the Rebels in assists (3.6), steals (2.0), three-point field goals (73) and free throw percentage (.815).

2002-03: Kevin has started at the point in all 14 games ... After committing 19 turnovers with only 10 assists in his first seven games, he has dished out 24 assists while committing just 8 turnovers in the last seven games ... He had six points, three assists and no turnovers at Weber State ... He scored seven points vs. Oklahoma State and had five points and four assists vs. Pepperdine ... He had 6 points and equaled a personal-best 6 assists vs. SUU with only 1 turnover ... He had his best game vs. Utah State with career bests of 12 points and 6 assists with no turnovers ... He also set or tied career marks in field goals made (3), three-point field goals made (3), free throws made (3) and attempted (6) and minutes played (32) vs. the Aggies ... Defensively, he held USU's Mark Brown, who entered the game with a 13.8 scoring average and had reached double figures in every game, to only two points and 1-8 shooting in 35 minutes ... Woodberry had 10 points and 3 assists with no turnovers at USF while hitting three treys in the second half during a BYU run ... He had 10 points and 3 steals vs. Rice ... He grabbed the key rebound and made his only free throw in five attempts to preserve a win at ASU ... He had a season-high 4 rebounds with 4 assists at ASU, playing in his hometown ... He scored 8 points with a BYU season-best 4 steals vs. San Diego.



CAREER HIGHS:

POINTS: 12 vs. Utah State
 FG MADE: 3 (four times)
 FG ATT: 13 vs. St. Bonaventure
 FG%: .667 (2-3) vs. SUU, at WSU
 3FG MADE: 3 vs. Utah State, at San Francisco
 3FG ATT: 9 at San Francisco
 3FG%: .667 (2-3) vs. SUU
 FT MADE: 3 vs. San Diego, Utah State
 FT ATT: 6 vs. San Diego, Utah State
 FT %: 1.000 (2-2) vs. Rice, UCSB
 REB: 4 at Arizona State
 ASSISTS: 6 vs. Utah State, SUU
 STEALS: 4 vs. San Diego
 BLOCKS: 1 (four times)
 MINUTES: 32 vs. Utah State

Kevin Woodberry – 2002-03 Game-by-Game

| Opponent | Date | GS | Min | TOTAL | | 3-PTS | | Pct | | FT | | FTA | | REBOUNDS | | | Avg | PF | FO | A | TO | Blk | Stl | Pts | Avg |
|---------------------------|----------|----|-----|-------|-----|-------|-----|-----|-------|-----|-----|-------|-----|----------|-----|-----|-----|----|----|----|----|-----|-----|-----|-----|
| | | | | FG | FGA | Pct | 3FG | FGA | Pct | FT | FTA | Pct | Off | Def | Tot | | | | | | | | | | |
| vs Toledo | 11/22/02 | * | 29 | 2 | 7 | 286 | 1 | 4 | 250 | 0 | 0 | .000 | 1 | 2 | 3 | 3.0 | 1 | 0 | 1 | 2 | 0 | 2 | 5 | 5.0 | |
| vs Kansas State | 11/23/02 | * | 25 | 0 | 3 | .000 | 0 | 3 | .000 | 2 | 4 | .500 | 0 | 1 | 1 | 1.5 | 3 | 0 | 3 | 3 | 0 | 0 | 2 | 3.5 | |
| vs St. Bonaventure | 11/25/02 | * | 29 | 3 | 13 | 231 | 1 | 7 | 143 | 1 | 2 | .500 | 0 | 1 | 1 | 1.3 | 2 | 0 | 2 | 3 | 1 | 2 | 8 | 5.0 | |
| RICE | 11/30/02 | * | 19 | 3 | 6 | 500 | 2 | 2 | 1,000 | 2 | 2 | 1,000 | 0 | 2 | 2 | 1.5 | 1 | 0 | 0 | 2 | 1 | 3 | 10 | 6.3 | |
| at Arizona State | 12/04/02 | * | 31 | 1 | 5 | 200 | 0 | 3 | .000 | 1 | 5 | .200 | 0 | 4 | 4 | 2.0 | 2 | 0 | 4 | 5 | 1 | 1 | 3 | 5.6 | |
| at Creighton | 12/07/02 | * | 15 | 1 | 3 | 333 | 1 | 2 | 500 | 0 | 0 | .000 | 0 | 0 | 0 | 1.7 | 1 | 0 | 0 | 3 | 0 | 1 | 3 | 5.2 | |
| SAN DIEGO | 12/11/02 | * | 31 | 2 | 4 | 500 | 1 | 3 | 333 | 3 | 6 | .500 | 0 | 2 | 2 | 1.7 | 2 | 0 | 0 | 1 | 1 | 4 | 8 | 5.6 | |
| UTAH STATE | 12/14/02 | * | 32 | 3 | 5 | 600 | 3 | 5 | 600 | 3 | 6 | .500 | 1 | 2 | 3 | 1.9 | 0 | 0 | 6 | 0 | 0 | 1 | 12 | 6.4 | |
| UC SANTA BARBARA | 12/21/02 | * | 22 | 0 | 5 | .000 | 0 | 5 | .000 | 2 | 2 | 1,000 | 0 | 1 | 1 | 1.8 | 1 | 0 | 1 | 1 | 1 | 0 | 2 | 5.9 | |
| at Univ. of San Francisco | 12/23/02 | * | 31 | 3 | 10 | 300 | 3 | 9 | 333 | 1 | 3 | .333 | 0 | 2 | 2 | 1.8 | 2 | 0 | 3 | 0 | 0 | 0 | 10 | 6.3 | |
| SOUTHERN UTAH UNIVERSITY | 12/28/02 | * | 19 | 2 | 3 | 667 | 2 | 3 | 667 | 0 | 0 | .000 | 0 | 2 | 2 | 1.8 | 2 | 0 | 6 | 1 | 0 | 1 | 6 | 6.3 | |
| PEPPERDINE | 01/02/03 | * | 17 | 2 | 5 | 400 | 0 | 3 | 000 | 1 | 3 | .333 | 0 | 3 | 3 | 1.9 | 2 | 0 | 4 | 2 | 0 | 2 | 5 | 6.2 | |
| vs Oklahoma State | 01-04-03 | * | 27 | 2 | 7 | 286 | 1 | 5 | 200 | 2 | 2 | 1,000 | 0 | 0 | 0 | 1.8 | 1 | 0 | 1 | 4 | 0 | 1 | 7 | 6.2 | |
| at Weber State | 01-08-03 | * | 26 | 2 | 3 | 667 | 1 | 2 | 500 | 1 | 2 | .500 | 0 | 1 | 1 | 1.7 | 4 | 0 | 3 | 0 | 0 | 2 | 6 | 6.2 | |
| Totals | | | 14 | 353 | 26 | 79 | 329 | 16 | 56 | 286 | 19 | 37 | 514 | 2 | 22 | 24 | 1.7 | 24 | 0 | 34 | 27 | 5 | 20 | 87 | 6.2 |

Assists/game: 2.4
 Turnovers/game: 1.9
 Assist/turnover ratio: 1.3
 Steals/game: 1.4

TRAVIS HANSEN / 6-6 • 210 • senior • guard/forward

CAPSULE: Hansen is an MWC Player of the Year candidate entering his final season ... BYU's lone senior, he was the team's best player last year when he led the Cougars in scoring (15.6) and rebounding (6.2) ... He earned second-team All-MWC honors ... He is an extremely athletic and explosive player who can create his own shot or knock down the three ... His explosiveness was evidenced by game highs of 30 points and 17 rebounds last year ... He shot 42.2 percent from three-point range last season ... His first season with the Cougars in 2000-01 he played a supporting role (5.5 ppg, 3.0 rpg) primarily due to a broken foot he suffered after earning a starting assignment ... He played as a freshman at Utah Valley State College before an LDS Church mission.

2002-03: Hansen leads BYU in scoring (15.2) and assists (2.9) and is second in rebounding (4.7) ... He has had three of his top-five career assist games this season with a career-tying 5 assists vs. Toledo, UCSB and Pepperdine ... He has scored in double figures a team-leading 13 times this year and has led BYU in scoring seven games, including his 14 points vs. Oklahoma State ... He had 12 points and 6 rebounds before fouling out with 10 minutes left at Weber State ... He contributed in nearly every way vs. Pepperdine with 17 points, six boards, five assists, two blocks and two steals ... One block was a spectacular rejection of a fast-break dunk attempt that Hansen controlled himself to keep the ball from going out of bounds ... He tied a career-best 2 blocks vs. Pepperdine and also vs. USD, matching the two blocks he had vs. the Toreros in San Diego last year ... He equaled a career high for threes made in a game when he connected three times from long range vs. SUU ... He scored a team-high 19 vs. UCSB while equaling a career-best 10 free throws made ... He scored eight of BYU's final 12 points and assisted two of the other four points at ASU, going 8-11 from the floor and 7-8 from the line to score a season-high 23 points ... Taking only seven shots and two free throw attempts, he failed to score in double figures for the first time this year with 9 points vs. Rice, ending 11 straight double-digit games dating back to last season.



CAREER HIGHS:

POINTS: 30 at Pepperdine
 FG MADE: 10 at Utah St, Pepp.
 FG ATT: 19 at Pepperdine
 FG%: .857 (6-7) at Weber St.
 3FG MADE: 3 (three times) last vs. SUU
 3FG ATT: 6 vs. ASU (2001), at Weber State
 3FG%: 1.000 (2-2) (three times) last vs. Kansas State
 FT MADE: 10 (twice) last vs UCSB
 FT ATT: 15 at San Diego (2002)
 FT %: 1.000 (10-10) at Pepp.
 REB: 17 at Pepperdine
 ASSISTS: 5 (five times) last vs. Pepperdine
 STEALS: 3 vs. UCI, at Memphis
 BLOCKS: 2 (3 times) last vs. Pepp.
 MINUTES: 43 at CSU

Travis Hansen – 2002-03 Game-by-Game

| Opponent | Date | GS | Min | TOTAL | | 3-PTS | | Pct | | FT | | FTA | | REBOUNDS | | | Avg | PF | FO | A | TO | Blk | Stl | Pts | Avg |
|---------------------------|----------|----|-----|-------|-----|-------|-----|-----|-------|-----|-----|-------|------|----------|-----|-----|-----|----|----|----|----|-----|-----|------|------|
| | | | | FG | FGA | Pct | 3FG | FGA | Pct | FT | FTA | Pct | Off | Def | Tot | | | | | | | | | | |
| vs Toledo | 11/22/02 | * | 32 | 7 | 12 | 583 | 2 | 3 | .667 | 6 | 6 | 1,000 | 4 | 4 | 8 | 8.0 | 3 | 0 | 5 | 2 | 0 | 0 | 22 | 22.0 | |
| vs Kansas State | 11/23/02 | * | 28 | 6 | 11 | 545 | 2 | 2 | 1,000 | 5 | 8 | .625 | 1 | 1 | 2 | 5.0 | 2 | 0 | 2 | 1 | 0 | 0 | 19 | 20.5 | |
| vs St. Bonaventure | 11/25/02 | * | 35 | 2 | 7 | 286 | 0 | 2 | .000 | 8 | 10 | .800 | 6 | 6 | 12 | 7.3 | 1 | 0 | 1 | 8 | 1 | 1 | 12 | 17.7 | |
| RICE | 11/30/02 | * | 21 | 3 | 7 | 429 | 1 | 1 | 1,000 | 2 | 2 | 1,000 | 2 | 2 | 4 | 6.5 | 2 | 0 | 4 | 1 | 1 | 1 | 9 | 15.5 | |
| at Arizona State | 12-04-02 | * | 30 | 8 | 11 | 727 | 0 | 2 | .000 | 7 | 8 | .875 | 0 | 1 | 1 | 5.4 | 3 | 0 | 3 | 5 | 0 | 0 | 23 | 17.0 | |
| at Creighton | 12-07-02 | * | 27 | 4 | 6 | 667 | 0 | 0 | .000 | 3 | 4 | .750 | 0 | 2 | 2 | 4.8 | 5 | 1 | 2 | 4 | 0 | 1 | 11 | 16.0 | |
| SAN DIEGO | 12/11/02 | * | 30 | 7 | 17 | 412 | 0 | 4 | .000 | 3 | 5 | .600 | 3 | 4 | 7 | 5.1 | 2 | 0 | 3 | 4 | 2 | 1 | 17 | 16.1 | |
| UTAH STATE | 12/14/02 | * | 35 | 4 | 11 | 364 | 2 | 4 | 500 | 3 | 6 | .500 | 1 | 3 | 4 | 5.0 | 3 | 0 | 1 | 2 | 1 | 0 | 13 | 15.8 | |
| UC SANTA BARBARA | 12/21/02 | * | 34 | 4 | 9 | 444 | 1 | 3 | 333 | 10 | 12 | .833 | 2 | 5 | 7 | 5.2 | 4 | 0 | 5 | 3 | 0 | 1 | 19 | 16.1 | |
| at Univ. of San Francisco | 12/23/02 | * | 29 | 4 | 13 | 308 | 0 | 2 | .000 | 5 | 6 | .833 | 2 | 3 | 5 | 5.2 | 5 | 1 | 2 | 2 | 0 | 2 | 13 | 15.8 | |
| SOUTHERN UTAH UNIVERSITY | 12/28/02 | * | 25 | 3 | 7 | 429 | 3 | 5 | 600 | 3 | 3 | 1,000 | 0 | 1 | 1 | 4.8 | 1 | 0 | 4 | 1 | 0 | 0 | 12 | 15.5 | |
| PEPPERDINE | 01/02/03 | * | 36 | 5 | 15 | 333 | 0 | 4 | .000 | 7 | 9 | .778 | 0 | 6 | 6 | 4.9 | 3 | 0 | 5 | 2 | 2 | 2 | 17 | 15.6 | |
| vs Oklahoma State | 01-04-03 | * | 32 | 4 | 9 | 444 | 2 | 4 | 500 | 4 | 6 | .667 | 0 | 1 | 1 | 4.6 | 5 | 1 | 3 | 3 | 0 | 1 | 14 | 15.5 | |
| at Weber State | 01-08-03 | * | 26 | 4 | 11 | 364 | 1 | 6 | .167 | 3 | 5 | .600 | 3 | 3 | 6 | 4.7 | 5 | 1 | 1 | 5 | 1 | 0 | 12 | 15.2 | |
| Totals | | | 14 | 420 | 65 | 146 | 445 | 14 | 42 | 333 | 69 | 90 | .767 | 24 | 42 | 66 | 4.7 | 44 | 4 | 41 | 43 | 8 | 10 | 213 | 15.2 |

Assists/game: 2.9
 Turnovers/game: 3.1
 Assist/turnover ratio: 1.0
 Steals/game: 0.7



MARK BIGELOW / 6-7 • 195 • junior • forward/guard

CAPSULE: Bigelow is an all-conference candidate ... He was hampered last season by conditioning in first year back from a two-year mission layoff but showed signs of why he was BYU's best player prior to his mission ... He had 31 points vs. Arizona State and averaged 14.9 points, earning honorable mention All-MWC recognition in 2001-02 ... He was BYU's leading scorer (15.0) and rebounder (6.3) and WAC Pacific Division Freshman of the Year and All-WAC Second Team in 1998-99 before going on a mission to Ft. Lauderdale, Fla. ... A threat from long range, Bigelow led the Cougars last year in three-pointers made with 65 on 42.2 percent shooting and set the BYU record for consecutive games with a trey (22) ... He is an excellent shooter and extremely intelligent player ... A gifted offensive player with a great mid-range game ... He moves well without the ball.

2002-03: Bigelow has reached double digits in 11 games and is the second-leading scorer (12.4) ... He has a team-leading 25 threes ... He was 2-12 at Weber for 7 points ... He made two threes vs. Oklahoma State and 11 points ... With his season-high-equaling four threes vs. SUU, he moved into second all-time at BYU in career treys, passing Terrell Lyday (127) ... With 134 threes, he needs seven more to match record-holder and current BYU assist coach Andy Toolson (141) ... Before not attempting a three for the first game of his career at ASU, he had connected from long range in 11 straight games dating back to last season ... He made a season-high four triples at Creighton, scoring a season-high 21 points ... With BYU trailing 30-22, he made three consecutive threes to give BYU the lead at 31-30 ... He had a season-high 8 rebounds and 5 assists vs. USD ... He made 10 straight points for BYU vs. USU, the second time he has scored 10 straight Cougar points this year (also at Creighton) ... He had his worst shooting night since going 0-4 vs. San Jose State during his freshman year with his 1-9 effort at USF.



3

CAREER HIGHS:

POINTS: 33 at Washington St.
 FG MADE: 11 at Washington St.
 FG ATT: 20 at Wash. St., CSUN
 FG%: .800 (8-10) vs. UTEP
 3FG MADE: 5 vs. La Tech, SUU
 3FG ATT: 10 vs. CSUN
 3FG%: .750 (3-4) at Wash. St.
 FT MADE: 11 (twice)
 FT ATT: 11 (twice)
 FT %: 1.000 (11-11) (twice)
 REB: 14 (twice)
 ASSISTS: 6 (twice)
 STEALS: 9 vs. Arizona (BYU record)
 BLOCKS: 3 at UCSB, v. Creighton
 MINUTES: 42 vs. Arizona

Mark Bigelow – 2002-03 Game-by-Game

| Opponent | Date | GS | Min | TOTAL | | 3-PTS | | Pct | | FT | | FTA | | REBOUNDS | | Pct | PF | FO | A | TO | Blk | Stl | Pts | Avg | |
|--|----------|----|-----|-------|-----|-------|------|-----|-------|------|-----|-------|------|----------|----|-----|-----|----|---|----|-----|-----|------|------|------|
| | | | | FG | FGA | Pct | 3FG | FGA | Pct | Off | Def | Tot | Avg | | | | | | | | | | | | |
| vs Toledo | 11/22/02 | * | 33 | 2 | 6 | .333 | 1 | 1 | 1.000 | 7 | 10 | .700 | 0 | 5 | 5 | 5.0 | 2 | 0 | 3 | 3 | 0 | 1 | 12 | 12.0 | |
| vs Kansas State | 11/23/02 | * | 35 | 6 | 12 | .500 | 3 | 5 | .600 | 3 | 4 | .750 | 0 | 3 | 3 | 4.0 | 1 | 0 | 4 | 2 | 1 | 3 | 18 | 15.0 | |
| vs St. Bonaventure | 11/25/02 | * | 24 | 4 | 7 | .571 | 1 | 3 | .333 | 2 | 2 | 1.000 | 0 | 2 | 2 | 3.3 | 4 | 0 | 2 | 1 | 1 | 11 | 13.7 | | |
| RICE | 11/30/02 | * | 22 | 7 | 10 | .700 | 2 | 4 | .500 | 3 | 4 | .750 | 0 | 1 | 1 | 2.8 | 2 | 0 | 2 | 0 | 0 | 0 | 19 | 15.0 | |
| at Arizona State | 12-04-02 | * | 30 | 2 | 6 | .333 | 0 | 0 | 0.000 | 2 | 2 | 1.000 | 0 | 2 | 2 | 2.6 | 2 | 0 | 1 | 1 | 1 | 1 | 6 | 13.2 | |
| at Creighton | 12-07-02 | * | 38 | 7 | 16 | .438 | 4 | 8 | .500 | 3 | 4 | .750 | 2 | 4 | 6 | 3.2 | 2 | 0 | 2 | 6 | 1 | 1 | 21 | 14.5 | |
| SAN DIEGO | 12/11/02 | * | 31 | 3 | 7 | .429 | 1 | 2 | .500 | 3 | 5 | .600 | 3 | 5 | 8 | 3.9 | 2 | 0 | 5 | 2 | 0 | 1 | 10 | 13.9 | |
| UTAH STATE | 12/14/02 | * | 34 | 5 | 10 | .500 | 2 | 6 | .333 | 1 | 2 | .500 | 0 | 4 | 4 | 3.9 | 0 | 0 | 0 | 2 | 1 | 0 | 13 | 13.8 | |
| UC SANTA BARBARA | 12/21/02 | * | 26 | 4 | 10 | .400 | 3 | 7 | .429 | 0 | 0 | .000 | 0 | 3 | 3 | 3.8 | 4 | 0 | 0 | 2 | 1 | 0 | 11 | 13.4 | |
| at Univ. of San Francisco | 12/23/02 | * | 34 | 1 | 9 | .111 | 0 | 4 | .000 | 6 | 8 | .750 | 2 | 2 | 4 | 3.8 | 4 | 0 | 2 | 2 | 0 | 1 | 8 | 12.9 | |
| SOUTHERN UTAH UNIVERSITY | 12/28/02 | * | 14 | 4 | 6 | .667 | 4 | 6 | .667 | 2 | 2 | 1.000 | 0 | 0 | 0 | 3.5 | 2 | 0 | 3 | 1 | 0 | 0 | 14 | 13.0 | |
| PEPPERDINE | 01/02/03 | * | 30 | 5 | 9 | .556 | 1 | 3 | .333 | 1 | 1 | 1.000 | 0 | 2 | 2 | 3.3 | 3 | 0 | 3 | 1 | 0 | 0 | 12 | 12.9 | |
| vs Oklahoma State | 01-04-03 | * | 31 | 3 | 7 | .429 | 2 | 4 | .500 | 3 | 4 | .750 | 0 | 3 | 3 | 3.3 | 3 | 0 | 2 | 3 | 0 | 0 | 11 | 12.8 | |
| at Weber State | 01-08-03 | * | 36 | 2 | 12 | .167 | 1 | 5 | .200 | 2 | 2 | 1.000 | 1 | 5 | 6 | 3.5 | 1 | 0 | 1 | 4 | 1 | 0 | 7 | 12.4 | |
| Totals | | | 14 | 418 | 55 | 127 | .433 | 25 | 58 | .431 | 38 | 50 | .760 | 8 | 41 | 49 | 3.5 | 32 | 0 | 30 | 30 | 7 | 9 | 173 | 12.4 |
| Assists/game: 2.1 Turnovers/game: 2.1 Assist/turnover ratio: 1.0 | | | | | | | | | | | | | | | | | | | | | | | | | |

JARED JENSEN / 6-9 • 250 • sophomore • forward/center

CAPSULE: Jensen enters his sophomore season as a viable all-conference candidate ... He came to BYU as the most prized high school recruit from the state of Utah (25.8 ppg, 13.0 rpg) and proved why earning MWC Co-Freshman of the Year honors ... He is a talented offensive player in the low-post who can also score with his jumper ... He finished first in the Mountain West Conference with a team-leading 59.1 field goal percentage last year and was fourth on the team in scoring and rebounding at 8.6 points per game and 3.5 rebounds per contest ... He had season highs of 20 points and 10 rebounds while starting in 25 games.

2002-03: Jensen is fourth on the team in scoring (8.4) and third in rebounding (3.6), having started in all but two games ... He didn't start vs. St. Bonaventure due to its guard-oriented pressing defense, but scored a team-high 15 minutes with 6 rebounds, including many key plays in the final minutes ... He returned to the starting lineup vs. Rice and had 18 points in 18 minutes on 6-for-6 shooting (first Cougar in nearly two years to be perfect with at least six attempts - Jake Shoff later went 6-6 vs. Pepperdine) while grabbing 5 boards ... He scored seven straight points to give BYU a 13-point lead as part of an 18-1 first-half run that blew open the game vs. Rice ... He had his fourth straight double-digit scoring game at ASU and got BYU going early with 10 first-half points ... Since four straight double figure scoring games, he has only reached double-digits once in the last nine games, including none of the last seven in which he has taken no more than four shots in a game ... His scoring production has been dipping because he has not gotten the same number of shots, partially because of the emergence of center Rafael Araujo ... He didn't start at Weber State in an effort to keep either Araujo or Jensen on the floor, but he played only 14 minutes and equaled a season-low 2 points ... Jensen is shooting a team-leading 61.9 percent on the year ... After going 1-3 in the season-opener vs. Toledo, Jensen shot 50 percent or better in the next 12 games, including a 19-25 (.760) in the Marriott Center this year, until going 1-4 at Weber State ... He went 5-5 from the line vs. Utah State ... Both of his buckets and three of his four attempts vs. Oklahoma State were mid-range jumpers.



52

CAREER HIGHS:

POINTS: 20 at Air Force (2002)
 FG MADE: 6 (5 times) last at ASU
 FG ATT: 10 vs. USF, at AFA
 FG%: 1.000 (6-6) vs. Rice
 3FG MADE: --
 3FG ATT: --
 3FG%: --
 FT MADE: 9 vs. SDSU
 FT ATT: 12 vs. SDSU
 FT %: 1.000 (8-8) vs. AFA, at CSU (2002)
 REB: 10 vs. Creighton, CSUN (2002)
 ASSISTS: 2 vs. Creighton (2002)
 STEALS: 2 vs. (four times)
 BLOCKS: 2 (four times)
 MINUTES: 32 at UCSB (2001-02), vs. UCSB 2002-03)

Jared Jensen – 2002-03 Game-by-Game


| Opponent | Date | GS | Min | TOTAL | | 3-PTS | | Pct | | FT | | FTA | | REBOUNDS | | Pct | PF | FO | A | TO | Blk | Stl | Pts | Avg | |
|--|----------|----|-----|-------|-----|-------|------|-----|------|------|-----|-------|------|----------|----|-----|-----|----|---|----|-----|-----|-----|------|-----|
| | | | | FG | FGA | Pct | 3FG | FGA | Pct | Off | Def | Tot | Avg | | | | | | | | | | | | |
| vs Toledo | 11/22/02 | * | 8 | 1 | 3 | .333 | 0 | 0 | .000 | 0 | 0 | .000 | 0 | 1 | 1 | 1.0 | 5 | 1 | 0 | 1 | 0 | 0 | 2 | 2.0 | |
| vs Kansas State | 11/23/02 | * | 20 | 2 | 4 | .500 | 0 | 0 | .000 | 6 | 8 | .750 | 0 | 5 | 5 | 3.0 | 4 | 0 | 0 | 0 | 1 | 0 | 10 | 6.0 | |
| vs St. Bonaventure | 11/25/02 | * | 21 | 4 | 7 | .571 | 0 | 0 | .000 | 7 | 8 | .875 | 1 | 5 | 6 | 4.0 | 2 | 0 | 0 | 2 | 0 | 0 | 15 | 9.0 | |
| RICE | 11/30/02 | * | 18 | 6 | 6 | 1.000 | 0 | 0 | .000 | 6 | 8 | .750 | 1 | 4 | 5 | 4.3 | 1 | 0 | 0 | 1 | 0 | 1 | 18 | 11.3 | |
| at Arizona State | 12-04-02 | * | 28 | 6 | 9 | .667 | 0 | 0 | .000 | 0 | 0 | .000 | 1 | 5 | 6 | 4.6 | 4 | 0 | 1 | 3 | 0 | 1 | 12 | 11.4 | |
| at Creighton | 12-07-02 | * | 29 | 3 | 5 | .600 | 0 | 0 | .000 | 3 | 3 | 1.000 | 1 | 2 | 3 | 4.3 | 1 | 0 | 0 | 0 | 1 | 1 | 9 | 11.0 | |
| SAN DIEGO | 12/11/02 | * | 29 | 5 | 8 | .625 | 0 | 0 | .000 | 1 | 2 | .500 | 1 | 3 | 4 | 4.3 | 1 | 0 | 1 | 1 | 1 | 1 | 11 | 11.0 | |
| UTAH STATE | 12/14/02 | * | 22 | 1 | 2 | .500 | 0 | 0 | .000 | 5 | 5 | 1.000 | 1 | 2 | 3 | 4.1 | 4 | 0 | 1 | 1 | 0 | 0 | 7 | 10.5 | |
| UC SANTA BARBARA | 12/21/02 | * | 32 | 3 | 4 | .750 | 0 | 0 | .000 | 3 | 4 | .750 | 2 | 3 | 5 | 4.2 | 3 | 0 | 0 | 1 | 2 | 0 | 9 | 10.3 | |
| at Univ. of San Francisco | 12/23/02 | * | 19 | 1 | 2 | .500 | 0 | 0 | .000 | 2 | 4 | .500 | 2 | 0 | 2 | 4.0 | 5 | 1 | 0 | 2 | 0 | 0 | 4 | 9.7 | |
| SOUTHERN UTAH UNIVERSITY | 12/28/02 | * | 22 | 2 | 2 | 1.000 | 0 | 0 | .000 | 4 | 4 | 1.000 | 0 | 2 | 2 | 3.8 | 3 | 0 | 0 | 1 | 0 | 1 | 8 | 9.5 | |
| PEPPERDINE | 01/02/03 | * | 25 | 2 | 3 | .667 | 0 | 0 | .000 | 0 | 0 | .000 | 1 | 2 | 3 | 3.8 | 5 | 1 | 1 | 0 | 0 | 0 | 4 | 9.1 | |
| vs Oklahoma State | 01-04-03 | * | 23 | 2 | 4 | .500 | 0 | 0 | .000 | 2 | 2 | 1.000 | 0 | 2 | 2 | 3.6 | 3 | 0 | 0 | 1 | 0 | 0 | 6 | 8.8 | |
| at Weber State | 01-08-03 | * | 14 | 1 | 4 | .250 | 0 | 0 | .000 | 0 | 2 | .000 | 1 | 2 | 3 | 3.6 | 3 | 0 | 0 | 2 | 0 | 0 | 2 | 8.4 | |
| Totals | | | 12 | 310 | 39 | 63 | .619 | 0 | 0 | .000 | 39 | 50 | .780 | 12 | 38 | 50 | 3.6 | 44 | 3 | 4 | 16 | 5 | 4 | 117 | 8.4 |
| Assists/game: 0.3 Turnovers/game: 1.1 Steals/game: 0.3 Blocks/game: 0.4 | | | | | | | | | | | | | | | | | | | | | | | | | |



RAFAEL ARAUJO / 6-11 • 265 • junior • center

CAPSULE: One of the top-10 junior college players in the country last year, he earned second-team NJCAA All-America honors in at Arizona Western, averaging 17.9 points and 10.7 rebounds ... He is a strong athlete with great leaping ability ... He runs the floor well and has range on the perimeter ... Brazilian National Team member at the World Basketball Championships.

2002-03: After a slow start in his first game, BYU's big center has shown continual improvement ... In his second game he had nine points vs. Kansas State and then 10 boards vs. St. Bonaventure ... He had 11 boards, 9 points, 3 blocks and 3 assists at ASU and 12 rebounds at Creighton ... He was named MWC Player of the Week Dec. 30 after recorded his first Division I double-double with career highs of 24 points and 17 rebounds at USF, also equaling a career-best 3 steals, and then recorded game highs of 17 points and 7 rebounds on 8-11 shooting vs SUU ... He followed that up with two double-doubles last week: 19 points (8-11 shooting) and 11 boards vs. Pepperdine and 11 points (4-5 shooting) and 14 rebounds vs. Oklahoma State ... He had a team-high 19 points and 9 rebounds at Weber State, making a career-best 7 FTs ... He has led BYU in scoring in four of the last five games while averaging 18 points and 11.6 rebounds over the last five games ... He has had double-digit rebounds in six games and leads BYU with 8.9 rpg, second among all MWC players ... He has reached double-digit points in seven of the last eight games, including five straight ... After playing only three minutes in the first half vs. San Diego because of foul trouble, he logged 15 second-half minutes and scored all 11 of his points and grabbed four boards while holding USD's leading scorer, 6-10, 280-pound center Jason Keep, nearly 11 points below his average ... He is shooting 29-42 (.690) at home, including 16-22 (.727) in the last two home games ... He has made 26 of his last 41 (.634) attempts over the last four games.



CAREER HIGHS:

POINTS: 24 at San Francisco
 FG MADE: 11 at San Francisco
 FG ATT: 20 at San Francisco
 FG%: .800 (4-5) vs. Kansas State, vs. Oklahoma State
 3FG MADE: --
 3FG ATT: 2 vs. Utah State
 3FG%: .000 (0-1) at Creighton
 FT MADE: 7 at Weber State
 FT ATT: 10 at Weber State
 FT %: 1.000 (4-4) vs. UCSB
 REB: 17 at San Francisco
 ASSISTS: 3 vs. Rice, at ASU
 STEALS: 3 vs. Rice, at USF
 BLOCKS: 3 at Arizona State
 MINUTES: 31 vs. USU, OSU

Rafael Araujo – 2002-03 Game-by-Game

| Opponent | Date | GS | Min | TOTAL | | 3-PTS | | Pct | FT | FTA | REBOUNDS | | | Avg | PF | FO | A | TO | Blk | Stl | Pts | Avg | |
|---------------------------|----------|----|-----|-------|-----|-------|------|-----|------|------|----------|-------|-----|-----|-----|-----|----|----|-----|-----|-----|-----|-----|
| | | | | FG | FGA | Pct | 3FG | | | | FGA | Off | Def | | | | | | | | | | Tot |
| vs Toledo | 11/22/02 | * | 10 | 0 | 5 | .000 | 0 | 0 | .000 | 1 | 2 | .500 | 2 | 3 | 5 | 5.0 | 5 | 1 | 0 | 4 | 1 | 0 | 1.0 |
| vs Kansas State | 11/23/02 | * | 18 | 4 | 5 | .800 | 0 | 0 | .000 | 1 | 2 | .500 | 0 | 4 | 4 | 4.5 | 5 | 1 | 0 | 3 | 0 | 1 | 9 |
| vs St. Bonaventure | 11/25/02 | * | 18 | 3 | 5 | .600 | 0 | 0 | .000 | 1 | 1 | 1.000 | 3 | 7 | 10 | 6.3 | 4 | 0 | 1 | 0 | 2 | 0 | 7 |
| RICE | 11/30/02 | * | 25 | 3 | 4 | .750 | 0 | 0 | .000 | 0 | 0 | .000 | 1 | 7 | 8 | 6.8 | 4 | 0 | 3 | 3 | 0 | 3 | 6 |
| at Arizona State | 12-04-02 | * | 27 | 2 | 6 | .333 | 0 | 0 | .000 | 5 | 6 | .833 | 2 | 9 | 11 | 7.6 | 4 | 0 | 3 | 3 | 3 | 1 | 9 |
| at Creighton | 12-07-02 | * | 28 | 2 | 4 | .500 | 0 | 1 | .000 | 2 | 2 | 1.000 | 3 | 9 | 12 | 8.3 | 4 | 0 | 1 | 5 | 1 | 1 | 6 |
| SAN DIEGO | 12/11/02 | * | 18 | 5 | 7 | .714 | 0 | 0 | .000 | 1 | 2 | .500 | 2 | 2 | 4 | 7.7 | 4 | 0 | 2 | 3 | 0 | 2 | 11 |
| UTAH STATE | 12/14/02 | * | 31 | 4 | 7 | .571 | 0 | 2 | .000 | 2 | 2 | 1.000 | 1 | 6 | 7 | 7.6 | 4 | 0 | 2 | 2 | 1 | 0 | 10 |
| UC SANTA BARBARA | 12/21/02 | * | 18 | 1 | 2 | .500 | 0 | 0 | .000 | 4 | 4 | 1.000 | 0 | 5 | 5 | 7.3 | 4 | 0 | 0 | 3 | 0 | 0 | 6 |
| at Univ. of San Francisco | 12/23/02 | * | 28 | 11 | 20 | .550 | 0 | 0 | .000 | 2 | 7 | .286 | 8 | 9 | 17 | 8.3 | 3 | 0 | 0 | 5 | 1 | 3 | 24 |
| SOUTHERN UTAH UNIVERSITY | 12/28/02 | * | 24 | 8 | 11 | .727 | 0 | 0 | .000 | 1 | 3 | .333 | 3 | 4 | 7 | 8.2 | 1 | 0 | 0 | 3 | 0 | 1 | 17 |
| PEPPERDINE | 01/02/03 | * | 21 | 8 | 11 | .727 | 0 | 0 | .000 | 3 | 5 | .600 | 4 | 7 | 11 | 8.4 | 4 | 0 | 0 | 2 | 0 | 1 | 19 |
| vs Oklahoma State | 01-04-03 | * | 31 | 4 | 5 | .800 | 0 | 0 | .000 | 3 | 5 | .600 | 3 | 11 | 14 | 8.8 | 4 | 0 | 2 | 5 | 0 | 1 | 11 |
| at Weber State | 01-08-03 | * | 29 | 6 | 14 | .429 | 0 | 0 | .000 | 7 | 10 | .700 | 6 | 3 | 9 | 8.9 | 4 | 0 | 1 | 2 | 1 | 2 | 19 |
| Totals | | | 14 | 326 | 61 | 106 | .575 | 0 | 3 | .000 | 33 | .647 | 38 | 86 | 124 | 8.9 | 54 | 2 | 15 | 43 | 10 | 16 | 155 |

Assists/game: 1.1
 Turnovers/game: 3.1
 Steals/game: 1.1
 Blocks/game: 0.7

RICKY BOWER / 6-4 • 185 • junior • combo guard

CAPSULE: Bower was slowed by preseason injuries that limited his practice time but should play a key role at the point and shooting guard positions in 2002-03 ... He is a transfer from the University of Wisconsin who sat out last season as a redshirt because of NCAA transfer rules ... He is an excellent three-point shooter with good point guard skills ... He shot 44 percent from three-point range and 81 percent from the line at Wisconsin ... He has nice size when playing the point and has good leadership skills.

2002-03: Bower has played primarily at the shooting guard position, seeing the most extended point guard minutes in the second half at Creighton ... He has been the primary reserve on the perimeter ... He is shooting 91.7 percent from the line ... He played a key role in his only start vs. St. Bonaventure, helping handle the Bonnies pressure defense ... He made 13 consecutive free throws over eight games before missing the second of four attempts vs. SUU ... He went 6-6 from the line late vs. Utah State to keep the Cougars on top ... He equaled season highs with five rebounds, four assists and two threes vs. SUU, scoring nine points in 22 minutes ... His trey with 1:49 left vs. SUU was BYU's 14th of the game, a new school record ... He hit a big shot in the corner at ASU during a BYU run ... He started in the second half at Creighton, where he scored 9 points and dished out a season-high 4 assists ... He took 8 shots at Creighton after having only taken 10 shots over the first five games ... He did not attempt a shot while playing a season-low 13 minutes vs. San Diego ... He scored 8 points in the same 13 minutes vs. Utah State ... He scored 9 points with 4 assists vs. UCSB, starting the second half ... He was the sub of the game with 9 points and 2 assists in 15 minutes vs. Oklahoma State ... He equaled his career-high 10 points at Weber State, adding 4 boards ... He is 7-15 from the floor, 3-10 on threes and 14-15 from the line in BYU's six home games.



CAREER HIGHS:

POINTS: 10 vs. Toledo, at Weber St.
 FG MADE: 4 at Creighton
 FG ATT: 8 at Creighton
 FG%: .667 (2-3) vs. Toledo
 3FG MADE: 2 vs. Toledo, SUU, OSU, at Weber St.
 3FG ATT: 4 vs. SUU, OSU
 3FG%: 1.000 (2-2) v. Toledo
 FT MADE: 7 vs. Kansas State
 FT ATT: 8 vs. Kansas State
 FT %: 1.000 (6-6) vs. Utah State
 REB: 5 vs. St. Bonaventure, SUU
 ASSISTS: 4 (three times) last v. SUU
 STEALS: 2 (three times) last at USF
 BLOCKS: 1 vs. UCSB, at Weber St
 MINUTES: 31 vs. St. Bonaventure

Ricky Bower – 2002-03 Game-by-Game

| Opponent | Date | GS | Min | TOTAL | | 3-PTS | | Pct | FT | FTA | REBOUNDS | | | Avg | PF | FO | A | TO | Blk | Stl | Pts | Avg | |
|---------------------------|----------|----|-----|-------|-----|-------|------|-----|-------|------|----------|-------|-----|-----|----|-----|----|----|-----|-----|-----|-----|------|
| | | | | FG | FGA | Pct | 3FG | | | | FGA | Off | Def | | | | | | | | | | Tot |
| vs Toledo | 11/22/02 | | 23 | 2 | 3 | .667 | 2 | 2 | 1.000 | 4 | 4 | 1.000 | 1 | 2 | 3 | 3.0 | 2 | 0 | 1 | 2 | 0 | 10 | 10.0 |
| vs Kansas State | 11/23/02 | | 19 | 0 | 0 | .000 | 0 | 0 | .000 | 7 | 8 | .875 | 0 | 4 | 4 | 3.5 | 1 | 0 | 2 | 2 | 0 | 1 | 7 |
| vs St. Bonaventure | 11/25/02 | * | 31 | 1 | 2 | .500 | 1 | 1 | 1.000 | 1 | 2 | .500 | 0 | 5 | 5 | 4.0 | 2 | 0 | 1 | 1 | 0 | 0 | 4 |
| RICE | 11/30/02 | | 17 | 3 | 3 | .333 | 0 | 1 | 1.000 | 1 | 1 | 1.000 | 0 | 0 | 0 | 3.0 | 2 | 0 | 0 | 1 | 0 | 0 | 3 |
| at Arizona State | 12-04-02 | | 16 | 1 | 2 | .500 | 0 | 1 | .000 | 0 | 0 | .000 | 0 | 0 | 0 | 2.4 | 3 | 0 | 2 | 1 | 0 | 2 | 5.2 |
| at Creighton | 12-07-02 | | 29 | 4 | 8 | .500 | 1 | 3 | .333 | 0 | 0 | .000 | 0 | 1 | 1 | 2.2 | 2 | 0 | 4 | 2 | 0 | 2 | 9 |
| SAN DIEGO | 12/11/02 | | 13 | 0 | 0 | .000 | 0 | 0 | .000 | 0 | 0 | .000 | 0 | 0 | 0 | 1.9 | 3 | 0 | 0 | 0 | 0 | 0 | 5.0 |
| UTAH STATE | 12/14/02 | | 13 | 1 | 2 | .500 | 0 | 1 | .000 | 6 | 6 | 1.000 | 0 | 0 | 0 | 1.6 | 0 | 0 | 1 | 2 | 0 | 1 | 8 |
| UC SANTA BARBARA | 12/21/02 | | 26 | 3 | 5 | .600 | 1 | 3 | .333 | 2 | 2 | 1.000 | 0 | 1 | 1 | 1.6 | 0 | 0 | 4 | 1 | 1 | 1 | 9 |
| at Univ. of San Francisco | 12/23/02 | | 27 | 1 | 5 | .200 | 0 | 2 | .000 | 2 | 2 | 1.000 | 1 | 2 | 3 | 1.7 | 2 | 0 | 3 | 0 | 0 | 2 | 4 |
| SOUTHERN UTAH UNIVERSITY | 12/28/02 | | 22 | 2 | 4 | .500 | 2 | 4 | .500 | 3 | 4 | .750 | 0 | 5 | 5 | 2.0 | 3 | 0 | 4 | 1 | 0 | 1 | 9 |
| PEPPERDINE | 01/02/03 | | 14 | 0 | 1 | .000 | 0 | 1 | .000 | 2 | 2 | 1.000 | 0 | 0 | 0 | 1.8 | 3 | 0 | 2 | 2 | 0 | 2 | 5.6 |
| vs Oklahoma State | 01-04-03 | | 15 | 2 | 7 | .286 | 2 | 4 | .500 | 3 | 3 | 1.000 | 1 | 0 | 1 | 1.8 | 2 | 0 | 2 | 0 | 0 | 1 | 9 |
| at Weber State | 01-08-03 | | 19 | 3 | 5 | .600 | 2 | 3 | .667 | 2 | 2 | 1.000 | 1 | 3 | 4 | 1.9 | 2 | 0 | 0 | 1 | 1 | 0 | 10 |
| Totals | | | 1 | 284 | 21 | 47 | .447 | 11 | 26 | .423 | 33 | .917 | 4 | 23 | 27 | 1.9 | 27 | 0 | 26 | 16 | 2 | 11 | 86 |

Assists/game: 1.9
 Turnovers/game: 1.1
 Assists/turnover ratio: 1.6
 Steals/game: 0.8



JAKE SHOFF / 6-9 • 265 • junior • forward/center

CAPSULE: Shoff is a transfer from Weber State University (Ogden, Utah) who sat out last season as a redshirt because of NCAA transfer rules ... A strong physical player inside, he was third in the nation in average rebounds per minute played in 2000-01 at Weber State ... Despite not being allowed to play last year, he was able to contribute to the team's success as an effective post presence in practices and as a scout team player.

2002-03: Shoff did not practice or play for the better part of the practice season due to back problems ... He has played double-digit minutes in six of the last seven games, including his first start at Weber State ... He was the only Cougar to not play vs. Rice and also missed the season-opener vs. Toledo ... He saw his first action vs. Kansas State and was active, pulling down four rebounds in his 13 minutes ... He has played in 12 games, playing a season-high 17 minutes vs. Utah State and Oklahoma State ... He played two minutes at ASU but contributed with 2 rebounds, one on the offensive end, and had 1 point ... With Rafael Araujo in first-half foul trouble against San Diego, Shoff scoring 4 points with 1 rebound and 1 steal in 9 minutes while playing a key defensive role helping keep USD center Jason Keep, USD's leading scorer boasting a huge 6-10, 280-pound frame, nearly 11 points below his average ... While logging a season-high 17 minutes vs. Utah State he contributed 3 points, 3 rebounds, 2 assists and 1 steal ... He was one of BYU most effective player at San Francisco, scoring 9 points with 3 rebounds in 9 minutes while going 2-3 from the floor and a perfect 5-5 from the line ... He had his best game vs. Pepperdine, setting personal bests of 15 points on 6-for-6 shooting and 5 boards in just 12 minutes ... He is shooting 61.9 percent (team-high with Jensen).



Jake Shoff – 2002-03 Game-by-Game

| Opponent | Date | GS | Min | TOTAL | | 3-PTS | | Pct | FT | FTA | REBOUNDS | | | PF | FO | A | TO | Blk | Stl | Pts | Avg | | | |
|---------------------------|----------|----|-----|-------|-------|-------|-----|------|------|-----|----------|------|-----|----|-----|-----|----|-----|-----|-----|------|-----|-----|-----|
| | | | | FG | FGA | Pct | 3FG | | | | FGA | Pct | Off | | | | | | | | | Def | Tot | Avg |
| vs Kansas State | 11/23/02 | 13 | 0 | 2 | .000 | 0 | 0 | .000 | 0 | 0 | .000 | 2 | 2 | 4 | 4.0 | 1 | 0 | 0 | 0 | 0 | 0.0 | | | |
| vs St. Bonaventure | 11/25/02 | 2 | 1 | 2 | .500 | 0 | 0 | .000 | 0 | 0 | .000 | 1 | 0 | 1 | 2.5 | 0 | 0 | 0 | 0 | 0 | 1.0 | | | |
| at Arizona State | 12/04/02 | 2 | 0 | 0 | .000 | 0 | 0 | .000 | 1 | 2 | .500 | 1 | 1 | 2 | 2.3 | 0 | 0 | 1 | 0 | 0 | 1.0 | | | |
| at Creighton | 12/07/02 | 1 | 0 | 0 | .000 | 0 | 0 | .000 | 0 | 0 | .000 | 0 | 0 | 0 | 1.8 | 0 | 0 | 0 | 0 | 0 | 0.8 | | | |
| SAN DIEGO | 12/11/02 | 9 | 2 | 3 | .667 | 0 | 0 | .000 | 0 | 0 | .000 | 1 | 0 | 1 | 1.6 | 1 | 0 | 1 | 0 | 1 | 1.4 | | | |
| UTAH STATE | 12/14/02 | 17 | 1 | 3 | .333 | 0 | 0 | .000 | 1 | 2 | .500 | 1 | 2 | 3 | 1.8 | 2 | 2 | 2 | 0 | 1 | 3.7 | | | |
| UC SANTA BARBARA | 12/21/02 | 7 | 0 | 0 | .000 | 0 | 0 | .000 | 0 | 0 | .000 | 0 | 1 | 1 | 1.7 | 3 | 0 | 0 | 1 | 0 | 1.4 | | | |
| at Univ. of San Francisco | 12/23/02 | 10 | 2 | 3 | .667 | 0 | 0 | .000 | 5 | 5 | 1.000 | 2 | 1 | 3 | 1.9 | 4 | 0 | 0 | 0 | 1 | 2.4 | | | |
| SOUTHERN UTAH UNIVERSITY | 12/28/02 | 11 | 1 | 1 | 1.000 | 0 | 0 | .000 | 0 | 0 | .000 | 0 | 3 | 3 | 2.0 | 2 | 0 | 0 | 0 | 0 | 2.3 | | | |
| PEPPERDINE | 01/02/03 | 12 | 6 | 6 | 1.000 | 0 | 0 | .000 | 3 | 6 | .500 | 2 | 3 | 5 | 2.3 | 0 | 1 | 0 | 0 | 0 | 15.3 | | | |
| vs Oklahoma State | 01-04-03 | 17 | 0 | 1 | .000 | 0 | 0 | .000 | 0 | 0 | .000 | 0 | 2 | 2 | 2.3 | 1 | 0 | 1 | 2 | 0 | 3.3 | | | |
| at Weber State | 01-08-03 | * | 10 | 0 | .000 | 0 | 0 | .000 | 0 | 0 | .000 | 1 | 1 | 2 | 2.3 | 1 | 0 | 0 | 2 | 0 | 3.0 | | | |
| Totals | | 1 | 111 | 13 | 21 | .619 | 0 | 0 | .000 | 10 | 15 | .667 | 11 | 16 | 27 | 2.3 | 15 | 0 | 5 | 8 | 0 | 4 | 36 | 3.0 |

Assists/game: 0.4
Turnovers/game: 0.7
Assist/turnover ratio: 0.6

CAREER HIGHS:
POINTS: 15 vs. Pepperdine
FG MADE: 6 vs. Pepperdine
FG ATT: 6 vs. Pepperdine
FG%: 1.000 (6-6) vs. Pepperdine
3FG MADE: --
3FG ATT: --
3FG%: --
FT MADE: 5 at San Francisco
FT ATT: 6 vs. Pepperdine
FT %: 1.000 (5-5) at San Francisco
REB: 5 vs. Pepperdine
ASSISTS: 2 vs. Utah State
STEALS: 1 (four times) last vs. OSU
BLOCKS: --
MINUTES: 17 vs. Utah State, OSU

DAN HOWARD / 7-0 • 225 • junior • center

CAPSULE: Howard played a key role in the second half of the season in 2001-02 ... Last year he appeared in 21 games, including four starts, averaging 1.8 points and 2.2 rebounds in 9.5 minutes per game last year after playing in 14 games as a freshman in limited action ... The tallest player on the roster, he plays with energy and has been a valuable defensive and rebounding presence ... He has a nice touch for a big man, shooting 21-33 (.636) from the floor in his first two seasons, including 13-22 (.591) last year when he shared top field goal percentage honors with Jared Jensen ... Last year was his first real extended playing time since playing for Davis High School in 1996.

2002-03: Howard played a key role vs. Toledo in the season-opener, coming off the bench to give BYU a solid post effort with a career-high 11 points while starters Jared Jensen and Rafael Araujo were in foul trouble or ineffective ... Howard set or equaled career bests in six different categories vs. Toledo (points, field goals, field goals attempted, free throws, free throws attempted and assists) ... He had a career-best 3 blocks in the second game vs. Kansas State ... He has played double-digit minutes only once since the first two games of the year, when he went 2-4 vs. Rice, including a dunk, to score 4 points in 10 minutes ... He played two minutes at ASU with 2 rebounds, one on the offensive glass ... He scored 2 points with 3 rebounds in 9 minutes vs. SUU ... He had a follow-and-one three-point play at the end of the first half vs. Oklahoma State to bring BYU within five points at the break ... He has scored in four games (Toledo, Rice, SUU, OSU) this year and grabbed a rebound in six contests (Toledo, Kansas State, Arizona State, SUU, Pepperdine, OSU) ... He did not play Wednesday at Weber State.



Dan Howard – 2002-03 Game-by-Game

| Opponent | Date | GS | Min | TOTAL | | 3-PTS | | Pct | FT | FTA | REBOUNDS | | | PF | FO | A | TO | Blk | Stl | Pts | Avg | | | |
|---------------------------|----------|----|-----|-------|-------|-------|-----|------|------|-----|----------|------|-----|----|-----|-----|----|-----|-----|-----|-----|------|-----|-----|
| | | | | FG | FGA | Pct | 3FG | | | | FGA | Pct | Off | | | | | | | | | Def | Tot | Avg |
| vs Toledo | 11/22/02 | 21 | 4 | 6 | .667 | 0 | 0 | .000 | 3 | 5 | .600 | 0 | 2 | 2 | 2.0 | 3 | 0 | 0 | 2 | 0 | 11 | 11.0 | | |
| vs Kansas State | 11/23/02 | 17 | 0 | 3 | .000 | 0 | 0 | .000 | 0 | 0 | .000 | 1 | 1 | 2 | 2.0 | 4 | 0 | 1 | 1 | 3 | 0 | 5.5 | | |
| vs St. Bonaventure | 11/25/02 | 1 | 0 | 0 | .000 | 0 | 0 | .000 | 0 | 0 | .000 | 0 | 0 | 0 | 1.3 | 1 | 0 | 0 | 1 | 0 | 0 | 3.7 | | |
| RICE | 11/30/02 | 10 | 2 | 4 | .500 | 0 | 0 | .000 | 0 | 0 | .000 | 0 | 0 | 1 | 1.0 | 1 | 0 | 1 | 1 | 0 | 4 | 3.8 | | |
| at Arizona State | 12-04-02 | 2 | 0 | 0 | .000 | 0 | 0 | .000 | 0 | 0 | .000 | 1 | 1 | 2 | 1.2 | 1 | 0 | 0 | 0 | 0 | 0 | 3.0 | | |
| at Creighton | 12-07-02 | 6 | 0 | 1 | .000 | 0 | 0 | .000 | 0 | 0 | .000 | 0 | 0 | 0 | 1.0 | 1 | 0 | 1 | 0 | 1 | 0 | 2.5 | | |
| SAN DIEGO | 12/11/02 | 9 | 0 | 0 | .000 | 0 | 0 | .000 | 0 | 0 | .000 | 0 | 0 | 0 | 0.9 | 1 | 0 | 0 | 0 | 0 | 0 | 2.1 | | |
| UTAH STATE | 12/14/02 | 5 | 0 | 1 | .000 | 0 | 0 | .000 | 0 | 0 | .000 | 0 | 0 | 0 | 0.8 | 1 | 0 | 0 | 0 | 0 | 0 | 1.9 | | |
| UC SANTA BARBARA | 12/21/02 | 6 | 0 | 0 | .000 | 0 | 0 | .000 | 0 | 0 | .000 | 0 | 0 | 0 | 0.7 | 0 | 0 | 0 | 0 | 0 | 0 | 1.7 | | |
| at Univ. of San Francisco | 12/23/02 | 7 | 0 | 0 | .000 | 0 | 0 | .000 | 0 | 0 | .000 | 0 | 0 | 0 | 0.6 | 1 | 0 | 0 | 0 | 0 | 0 | 1.5 | | |
| SOUTHERN UTAH UNIVERSITY | 12/28/02 | 9 | 1 | 2 | .500 | 0 | 0 | .000 | 1 | 4 | .250 | 0 | 2 | 2 | 0.7 | 1 | 0 | 0 | 0 | 0 | 0 | 1.6 | | |
| PEPPERDINE | 01/02/03 | 2 | 0 | 0 | .000 | 0 | 0 | .000 | 0 | 0 | .000 | 1 | 0 | 1 | 0.8 | 0 | 0 | 1 | 0 | 0 | 0 | 1.5 | | |
| vs Oklahoma State | 01-04-03 | 6 | 1 | 1 | 1.000 | 0 | 0 | .000 | 1 | 1 | 1.000 | 1 | 0 | 1 | 0.8 | 2 | 0 | 0 | 0 | 0 | 0 | 3 | 1.6 | |
| Totals | | 0 | 101 | 8 | 18 | .444 | 0 | 0 | .000 | 5 | 10 | .500 | 4 | 6 | 10 | 0.8 | 17 | 0 | 2 | 6 | 5 | 1 | 21 | 1.6 |

Games played: 13
Assists/game: 0.2
Turnovers/game: 0.5
Assist/turnover ratio: 0.3
Steals/game: 0.1
Blocks/game: 0.4

CAREER HIGHS:
POINTS: 11 vs. Toledo
FG: 4 vs. Toledo
FGA: 6 vs. Toledo
FG%: 1.000 (3-3) v. UCR (99-00), at SDSU
3FG MADE: --
3FG ATT: --
3FG%: --
FT MADE: 3 vs. Toledo
FT ATT: 5 vs. Toledo
FT %: 1.000 (2-2) (three times)
REB: 7 at SDSU (2002)
ASSISTS: 1 at CSU (2002), vs. Kansas State
STEALS: 1 (five times)
BLOCKS: 3 vs. Kansas State
MINUTES: 22 at CSU, v.UCI (2002)



JOHN ALLEN / 6-7 • 215 • sophomore • forward

CAPSULE: Returns from two-year mission in El Salvador ... He is a good shooter who can play on the perimeter and has a nice feel inside ... He played in 18 games as a freshman at BYU in 1999-2000, averaging 1.9 points and 1.2 rebounds ... He gained more playing time as the season progressed ... He made 65 threes as team MVP at Mayde Creek High School in Houston.

2002-03: Played a career-high 23 minutes in BYU's season-opening win over Toledo ... He has played more or equaled his previous high of 14 minutes (vs. Notre Dame in 2000 NITquarterfinals) in four games this year ... He scored in each of the first five games, including a season-high 8 points at ASU, before going scoreless on 0-1 shooting at Creighton ... He has scored in five of the last six games, despite some limited minutes ... He is 6-10 on threes and has hit timely treys for BYU this year ... He hit a big three after coming in once Travis Hansen was ejected with BYU trailing vs. Kansas State ... He hit his and BYU's only three at ASU, going 3-4 from the floor ... He went 1-5 on the night but hit a three at the end of the first half vs. San Diego that gave BYU momentum, bringing the Cougarsto within two points at the break ... He tied a season-high 8 points and had a career-best 2 assists vs. SUU in 12 minutes ... He also set career highs in free throws made and attempted going 5-5 vs. SUU ... He went 4-4 from the line at Weber State and is a perfect 14-14 on free throws this year.



John Allen – 2002-03 Game-by-Game

| Opponent | Date | GS | Min | TOTAL | | 3-PTS | | Pct | | FT | | FTA | | Pct | | REBOUNDS | | | PF | FO | A | TO | Blk | Stl | Pts | Avg |
|---------------------------|----------|----|-----|-------|-------|-------|------|-------|----|------|-------|-----|-------|-----|-----|----------|-----|----|----|----|---|----|-----|-----|-----|-----|
| | | | | FG | FGA | 3FG | 3FGA | | | | | Off | Def | Tot | Avg | | | | | | | | | | | |
| vs Toledo | 11/22/02 | 23 | 2 | 4 | .500 | 1 | 2 | .500 | 0 | 0 | .000 | 0 | 1 | 1 | 1.0 | 4 | 0 | 1 | 0 | 0 | 0 | 0 | 0 | 5 | 5.0 | |
| vs Kansas State | 11/23/02 | 7 | 2 | 2 | 1.000 | 1 | 1 | 1.000 | 0 | 0 | .000 | 0 | 1 | 1 | 1.0 | 3 | 0 | 0 | 0 | 0 | 0 | 0 | 0 | 5 | 5.0 | |
| vs St. Bonaventure | 11/25/02 | 14 | 1 | 3 | .333 | 1 | 1 | 1.000 | 2 | 2 | 1.000 | 1 | 3 | 4 | 2.0 | 2 | 0 | 0 | 0 | 0 | 0 | 0 | 0 | 5 | 5.0 | |
| RICE | 11/30/02 | 17 | 0 | 2 | .000 | 0 | 1 | .000 | 2 | 2 | 1.000 | 1 | 2 | 3 | 2.3 | 4 | 0 | 1 | 2 | 0 | 0 | 0 | 2 | 4.3 | | |
| at Arizona State | 12-04-02 | 19 | 3 | 4 | .750 | 1 | 1 | 1.000 | 1 | 1 | 1.000 | 0 | 3 | 3 | 2.4 | 2 | 0 | 1 | 0 | 0 | 0 | 0 | 8 | 5.0 | | |
| at Creighton | 12-07-02 | 8 | 0 | 1 | .000 | 0 | 0 | .000 | 0 | 0 | .000 | 0 | 1 | 1 | 2.2 | 2 | 0 | 0 | 1 | 0 | 0 | 0 | 0 | 4.2 | | |
| SAN DIEGO | 12/11/02 | 6 | 1 | 5 | .200 | 1 | 2 | .500 | 0 | 0 | .000 | 1 | 1 | 2 | 2.1 | 0 | 0 | 0 | 0 | 0 | 0 | 0 | 0 | 3 | 4.0 | |
| UTAH STATE | 12/14/02 | 2 | 0 | 0 | .000 | 0 | 0 | .000 | 0 | 0 | .000 | 0 | 0 | 0 | 1.9 | 3 | 0 | 0 | 0 | 0 | 0 | 0 | 0 | 3.5 | | |
| UC SANTA BARBARA | 12/21/02 | 9 | 2 | 2 | 1.000 | 0 | 0 | .000 | 0 | 0 | .000 | 0 | 1 | 1 | 1.8 | 1 | 0 | 1 | 0 | 0 | 0 | 0 | 0 | 4 | 3.6 | |
| at Univ. of San Francisco | 12/23/02 | 10 | 0 | 1 | .000 | 0 | 0 | .000 | 0 | 0 | .000 | 0 | 0 | 0 | 1.6 | 0 | 0 | 0 | 1 | 0 | 1 | 0 | 1 | 0 | 3.2 | |
| SOUTHERN UTAH UNIVERSITY | 12/28/02 | 12 | 1 | 2 | .500 | 1 | 1 | 1.000 | 5 | 5 | 1.000 | 0 | 1 | 1 | 1.5 | 4 | 0 | 2 | 1 | 0 | 0 | 0 | 0 | 8 | 3.6 | |
| PEPPERDINE | 01/02/03 | 9 | 2 | 3 | .667 | 0 | 1 | .000 | 0 | 0 | .000 | 0 | 2 | 2 | 1.6 | 1 | 0 | 1 | 1 | 0 | 1 | 1 | 0 | 4 | 3.7 | |
| vs Oklahoma State | 01-04-03 | 3 | 1 | 1 | 1.000 | 0 | 0 | .000 | 0 | 0 | .000 | 0 | 0 | 0 | 1.5 | 2 | 0 | 0 | 1 | 0 | 0 | 0 | 0 | 2 | 3.5 | |
| at Weber State | 01-08-03 | 7 | 0 | 1 | .000 | 0 | 0 | .000 | 4 | 4 | 1.000 | 1 | 2 | 3 | 1.6 | 3 | 0 | 1 | 0 | 0 | 0 | 0 | 0 | 4 | 3.6 | |
| Totals | | | 0 | 146 | 15 | 31 | .484 | 6 | 10 | .600 | 14 | 14 | 1.000 | 4 | 18 | 22 | 1.6 | 31 | 0 | 8 | 7 | 0 | 2 | 50 | 3.6 | |


Assists/game: 0.6
Turnovers/game: 0.5
Assist/turnover ratio: 1.1

CAREER HIGHS:
POINTS: 10 at Notre Dame (3-22-00)
FG MADE: 4 at Notre Dame (3-22-00)
FG ATT: 5 at Notre Dame (3-22-00) vs. San Diego (12-11-02)
FG%: .800 (4-5) at Notre Dame (3-22-00)
3FG MADE: 2 at Notre Dame (3-22-00)
3FG ATT: 3 at Notre Dame (3-22-00)
3FG%: .667 (2-3) at Notre Dame (3-22-00)
FT MADE: 5 vs. SUU
FT ATT: 5 vs. SUU
FT %: 1.000 (5-5) vs. SUU
REB: 4 vs. St. Bonaventure
ASSISTS: 2 vs. SUU
STEALS: 1 at Fla. Intl. (12-23-99), at USF vs. Pepperdine
BLOCKS: 1 vs. So. Illinois (3-20-00)
MINUTES: 23 vs. Toledo

BART JEPSEN / 6-9 • 235 • junior • forward

CAPSULE: Jepsen was a key reserve who was one of seven players to appear in all 30 games last year ... The redshirt junior has valuable experience and excellent athletic ability ... He is a solid rebounder and defender who runs the floor extremely well for a big man ... He averaged 0.9 points and 1.4 rebounds in 7.8 minutes per game last year and 1.2 points and 2.1 rebounds in 11.9 minutes as a freshman in Steve Cleveland's first season in 1997-98 while playing in 27 of 30 games, including nine starts.

2002-03: Jepsen has played in 10 games this year ... He grabbed three rebounds in back-to-back games vs. SUU and Pepperdine despite playing only no more than seven minutes in either game ... He scored 5 points and had 3 rebounds and 1 steal in 7 minutes vs. SUU after not seeing action in the two prior games ... He missed his first game since his freshman season vs. St. Bonaventure due to the Bonnies guard-oriented pressing defense the entire game ... He had played in 32 straight games since not playing vs. Tulsa as a freshman in the 1998 WAC Tournament in Las Vegas ... He played a season-high 12 minutes vs. Rice, going a career-best 3-3 and tying his career high with 7 points ... He made the second three-pointer of his career and his first since his freshmen season in 1997-98 when he connected on his only attempt vs. Rice ... He took only one three-pointer last year and is 1-2 this year after a miss vs. San Diego ... He is 2-12 on threes for his career ... Against Creighton he came in and hit a jumper when Jared Jensen was forced out of the game momentarily to have an injury attended to ... He went to the line for the first time this year vs. SUU, going 1-2 ... He did not play at Weber State Wednesday.



Bart Jepsen – 2002-03 Game-by-Game

| Opponent | Date | GS | Min | TOTAL | | 3-PTS | | Pct | | FT | | FTA | | Pct | | REBOUNDS | | | PF | FO | A | TO | Blk | Stl | Pts | Avg |
|--------------------------|----------|----|-----|-------|-------|-------|------|-------|---|------|------|-----|------|-----|-----|----------|-----|---|----|----|---|----|-----|-----|-----|-----|
| | | | | FG | FGA | 3FG | 3FGA | | | | | Off | Def | Tot | Avg | | | | | | | | | | | |
| vs Toledo | 11/22/02 | 4 | 0 | 1 | .000 | 0 | 0 | .000 | 0 | 0 | .000 | 0 | 0 | 0 | 0.0 | 0 | 0 | 0 | 0 | 0 | 0 | 0 | 0 | 0 | 0.0 | |
| vs Kansas State | 11/23/02 | 3 | 0 | 0 | .000 | 0 | 0 | .000 | 0 | 0 | .000 | 0 | 0 | 0 | 0.0 | 1 | 0 | 0 | 1 | 0 | 0 | 0 | 0 | 0 | 0.0 | |
| RICE | 11/30/02 | 12 | 3 | 3 | 1.000 | 1 | 1 | 1.000 | 0 | 0 | .000 | 1 | 1 | 2 | 0.7 | 1 | 0 | 0 | 1 | 0 | 1 | 0 | 1 | 7 | 2.3 | |
| at Arizona State | 12-04-02 | 2 | 0 | 0 | .000 | 0 | 0 | .000 | 0 | 0 | .000 | 0 | 0 | 0 | 0.5 | 0 | 0 | 0 | 0 | 0 | 0 | 0 | 0 | 0 | 1.8 | |
| at Creighton | 12-07-02 | 3 | 1 | 3 | .333 | 0 | 0 | .000 | 0 | 0 | .000 | 0 | 1 | 1 | 0.6 | 0 | 0 | 0 | 0 | 0 | 0 | 0 | 0 | 2 | 1.8 | |
| SAN DIEGO | 12/11/02 | 8 | 0 | 1 | .000 | 0 | 1 | .000 | 0 | 0 | .000 | 1 | 0 | 1 | 0.7 | 1 | 0 | 0 | 1 | 0 | 0 | 1 | 0 | 0 | 1.5 | |
| UTAH STATE | 12/14/02 | 1 | 0 | 0 | .000 | 0 | 0 | .000 | 0 | 0 | .000 | 0 | 0 | 0 | 0.6 | 1 | 0 | 0 | 0 | 0 | 0 | 0 | 0 | 0 | 1.3 | |
| SOUTHERN UTAH UNIVERSITY | 12/28/02 | 7 | 2 | 4 | .500 | 0 | 0 | .000 | 1 | 2 | .500 | 1 | 2 | 3 | 0.9 | 2 | 0 | 0 | 0 | 0 | 0 | 1 | 5 | 1.8 | | |
| PEPPERDINE | 01/02/03 | 6 | 0 | 1 | .000 | 0 | 0 | .000 | 0 | 0 | .000 | 0 | 3 | 3 | 1.1 | 0 | 0 | 0 | 0 | 0 | 0 | 0 | 0 | 0 | 1.6 | |
| vs Oklahoma State | 01-04-03 | 2 | 0 | 0 | .000 | 0 | 0 | .000 | 0 | 0 | .000 | 0 | 0 | 0 | 1.0 | 0 | 0 | 0 | 0 | 0 | 0 | 0 | 0 | 0 | 1.4 | |
| Totals | | | 0 | 48 | 6 | 13 | .462 | 1 | 2 | .500 | 1 | 2 | .500 | 3 | 7 | 10 | 1.0 | 6 | 0 | 0 | 3 | 0 | 2 | 14 | 1.4 | |

Games played: 10
Turnovers/game: 0.3
Steals/game: 0.2


CAREER HIGHS:
POINTS: 7 at UNLV (98), v. SDSU (2002), vs. Rice
FG MADE: 3 at UNLV (98), v. SDSU (02), v. Rice
FG ATT: 8 at UNLV
FG%: 1.000 (3-3) vs. Rice
3FG MADE: 1 at UNLV, vs. Rice
3FG ATT: 4 at UNLV (98)
3FG%: 1.000 (1-1) vs. Rice
FT MADE: 4 vs. Air Force (98)
FT ATT: 4 vs. Air Force (98)
FT %: 1.000 (4-4) v. Air Force(98)
REB: 9 vs. Washington
ASSISTS: 2 (twice)
STEALS: 2 (twice)
BLOCKS: 3 vs. UTEP (98)
MINUTES: 35 at Tulsa (98)



TERRY NASHIF / 5-10 • 165 • sophomore • point guard

CAPSULE: Nashif appeared in 21 of 30 games last year as a freshman, averaging 2.9 minutes at the point as a reserve behind senior starter Matt Montague ... A smart player and good distributor of the ball, he has a nice shot from three-point range and is perhaps BYU's best ballhandler ... He averaged 0.5 points, 0.4 rebounds and 0.5 assists per game last year while playing one minute or less in nine of his 21 appearances ... He served a mission for the Church of Jesus Christ of Latter-day Saints after his senior year in 1999 at Evergreen High School in Vancouver, Wash.

2002-03: Reserve point guard Terry Nashif played more minutes in each of the first four games this year than he did in any game last season when he played a season high of 10 minutes twice ... He played a career-best 23 minutes vs. St. Bonaventure and had a key steal and bucket to help BYU claim the Paradise Jam title ... He also had a steal for a layup on the other end against Rice ... He had a career night vs. Rice, setting personal bests with 10 points, five rebounds and five assists and two steals in 19 minutes ... He sparked the Cougars vs. UCSB and SUU ... He played 17 minutes vs. UCSB, scoring 9 points on a career-best 3-4 shooting while adding 3 assists and 2 rebounds ... He had 6 points and tied career highs with 2 steals and 5 assists on some crowd-pleasing passes in 17 minutes vs. SUU ... He has scored in all seven games he has logging at least 10 minutes but has only scored in one game (2 free throws vs. Oklahoma State in six minutes) in which he has put in less than 10 minutes on the floor ... He has 21 assists to only seven turnovers this year.



Terry Nashif – 2002-03 Game-by-Game

| Opponent | Date | GS | Min | TOTAL | | 3-PTS | | Pct | FT | FTA | Pct | REBOUNDS | | | Avg | PF | FO | A | TO | Blk | Stl | Pts | Avg | | |
|---------------------------|----------|----|-----|-------|------|-------|------|-------|----|------|-------|----------|------|-----|-----|----|-----|----|----|-----|-----|-----|-----|----|-----|
| | | | | FG | FGA | FG | FGA | | | | | Off | Def | Tot | | | | | | | | | | | |
| vs Toledo | 11/22/02 | 11 | 1 | 2 | .500 | 1 | 1 | 1.000 | 0 | 0 | .000 | 1 | 2 | 3 | 3.0 | 0 | 0 | 1 | 0 | 0 | 2 | 3 | 3.0 | | |
| vs Kansas State | 11/23/02 | 12 | 1 | 2 | .500 | 1 | 2 | .500 | 0 | 0 | .000 | 0 | 0 | 0 | 1.5 | 0 | 0 | 0 | 0 | 0 | 0 | 3 | 3.0 | | |
| vs St. Bonaventure | 11/25/02 | 23 | 1 | 4 | .250 | 0 | 1 | .000 | 0 | 0 | .000 | 0 | 1 | 1 | 1.3 | 4 | 0 | 2 | 1 | 0 | 2 | 2 | 2.7 | | |
| RICE | 11/30/02 | 19 | 2 | 4 | .500 | 0 | 1 | .000 | 6 | 6 | 1.000 | 0 | 5 | 5 | 2.3 | 1 | 0 | 5 | 1 | 0 | 2 | 10 | 4.5 | | |
| at Arizona State | 12-04-02 | 9 | 0 | 2 | .000 | 0 | 0 | .000 | 0 | 0 | .000 | 0 | 2 | 2 | 2.2 | 1 | 0 | 0 | 2 | 0 | 1 | 0 | 3.6 | | |
| at Creighton | 12-07-02 | 9 | 0 | 2 | .000 | 0 | 2 | .000 | 0 | 0 | .000 | 0 | 2 | 2 | 2.2 | 3 | 0 | 0 | 1 | 0 | 0 | 0 | 3.0 | | |
| SAN DIEGO | 12/11/02 | 9 | 0 | 1 | .000 | 0 | 0 | .000 | 0 | 0 | .000 | 1 | 0 | 1 | 2.0 | 0 | 0 | 1 | 1 | 0 | 0 | 0 | 2.6 | | |
| UTAH STATE | 12/14/02 | 3 | 0 | 1 | .000 | 0 | 1 | .000 | 0 | 0 | .000 | 0 | 1 | 1 | 1.9 | 0 | 0 | 0 | 0 | 0 | 0 | 0 | 2.3 | | |
| UC SANTA BARBARA | 12/21/02 | 17 | 3 | 4 | .750 | 1 | 2 | .500 | 2 | 3 | .667 | 0 | 2 | 2 | 1.9 | 1 | 0 | 3 | 1 | 0 | 1 | 9 | 3.0 | | |
| at Univ. of San Francisco | 12/23/02 | 5 | 0 | 0 | .000 | 0 | 0 | .000 | 0 | 0 | .000 | 0 | 1 | 1 | 1.8 | 2 | 0 | 0 | 0 | 0 | 0 | 0 | 2.7 | | |
| SOUTHERN UTAH UNIVERSITY | 12/28/02 | 17 | 2 | 4 | .500 | 1 | 2 | .500 | 1 | 2 | .500 | 0 | 0 | 0 | 1.6 | 1 | 0 | 5 | 0 | 1 | 2 | 6 | 3.0 | | |
| PEPPERDINE | 01/02/03 | 7 | 0 | 1 | .000 | 0 | 0 | .000 | 0 | 0 | .000 | 0 | 1 | 1 | 1.6 | 2 | 0 | 3 | 0 | 0 | 0 | 0 | 2.8 | | |
| vs Oklahoma State | 01-04-03 | 6 | 0 | 1 | .000 | 0 | 0 | .000 | 2 | 2 | 1.000 | 0 | 0 | 0 | 1.5 | 1 | 0 | 1 | 0 | 0 | 1 | 2 | 2.7 | | |
| at Weber State | 01-08-03 | 19 | 1 | 2 | .500 | 0 | 1 | .000 | 1 | 2 | .500 | 0 | 0 | 0 | 1.4 | 1 | 0 | 0 | 0 | 0 | 1 | 3 | 2.7 | | |
| Totals | | | 0 | 166 | 11 | 30 | .367 | 4 | 13 | .308 | 12 | 15 | .800 | 2 | 17 | 19 | 1.4 | 17 | 0 | 21 | 7 | 1 | 12 | 38 | 2.7 |

Assists/game: 1.5
Turnovers/game: 0.5
Assist/turnover ratio: 3.0
Steals/game: 0.9

CAREER HIGHS:

POINTS: 10 vs. Rice
FG MADE: 3 vs. UCSB
FG ATT: 4 (four times) last v. SUU
FG%: .750 (3-4) vs. UCSB
3FG MADE: 1 (four times) last v. SUU
3FG ATT: 2 (four times) last v. SUU
3FG%: 1.000 (1-1) vs. Toledo
FT MADE: 6 vs. Rice
FT ATT: 6 vs. CSUN (2002), Rice
FT %: 1.000 (6-6) vs. Rice
REB: 5 vs. Rice
ASSISTS: 5 vs. Rice, SUU
STEALS: 2 (four times) last vs. SUU
BLOCKS: 1 vs. SUU
MINUTES: 23 vs. St. Bonaventure

LUIZ LEMES / 6-3 • 180 • junior • combo guard

CAPSULE: A combo guard and outstanding outside shooter, Lemes enters his junior year at BYU in 2002-03 with three years to play two after transferring from Eastern Oklahoma State College in Wilburton, Okla. ... He earned first-team NJCAA All-Region 2 honors last season at EOSC ... He led the Mountaineers to back-to-back Region 2 Tournament runner-up finishes with records of 23-8 and 25-7 ... Played point guard as a freshman before being moved to the wing because of his great shooting ability ... He made 66 threes last season from the wing.

2002-03: Lemes has appeared in all but one game (at San Francisco) in mostly limited action ... He received the most playing time vs. SUU and Pepperdine ... He played 18 minutes with 3 points vs. Southern Utah after not appearing at USF ... He played the point for the first time this season vs. Pepperdine and logged a season-high 21 minutes, starting the second half after hitting two threes during a 16-7 BYU run to end the half ... His only other extended action was against Rice ... He hadn't taken a shot in BYU's first three games before playing 20 minutes in the home-opening win over Rice, scoring his first points as a Cougar with 7 points on 3-4 shooting ... He sparked BYU's decisive first-half run vs. Rice when he stole a Rice pass and went the length of the court for a lay-up for his first bucket ... On the next offensive possession, he connected on his first three-point attempt of the year giving the Cougars a 23-17 lead ... At Creighton, he had one assist and hit his only attempt, a trey, to start a 12-3 Cougar run that included four three-pointers, three by Mark Bigelow, to help BYU regain the lead at 31-30 in the first half ... He is 5-11 on threes this year.



Luiz Lemes – 2002-03 Game-by-Game

| Opponent | Date | GS | Min | TOTAL | | 3-PTS | | Pct | FT | FTA | Pct | REBOUNDS | | | Avg | PF | FO | A | TO | Blk | Stl | Pts | Avg | | |
|--------------------------|----------|----|-----|-------|-------|-------|------|-------|----|------|------|----------|------|-----|-----|----|-----|---|----|-----|-----|-----|-----|----|-----|
| | | | | FG | FGA | FG | FGA | | | | | Off | Def | Tot | | | | | | | | | | | |
| vs Toledo | 11/22/02 | 6 | 0 | 0 | .000 | 0 | 0 | .000 | 0 | 0 | .000 | 0 | 1 | 1 | 1.0 | 0 | 0 | 0 | 0 | 0 | 0 | 0 | 0.0 | | |
| vs Kansas State | 11/23/02 | 3 | 0 | 0 | .000 | 0 | 0 | .000 | 0 | 0 | .000 | 0 | 1 | 1 | 1.0 | 0 | 0 | 1 | 0 | 0 | 0 | 0 | 0.0 | | |
| vs St. Bonaventure | 11/25/02 | 2 | 0 | 0 | .000 | 0 | 0 | .000 | 0 | 0 | .000 | 0 | 0 | 0 | 0.7 | 1 | 0 | 0 | 1 | 0 | 0 | 0 | 0.0 | | |
| RICE | 11/30/02 | 20 | 3 | 4 | .750 | 1 | 2 | .500 | 0 | 2 | .000 | 0 | 2 | 2 | 1.0 | 0 | 0 | 2 | 1 | 0 | 1 | 7 | 1.8 | | |
| at Arizona State | 12-04-02 | 4 | 0 | 0 | .000 | 0 | 0 | .000 | 0 | 0 | .000 | 0 | 0 | 0 | 0.8 | 0 | 0 | 0 | 0 | 0 | 0 | 0 | 1.4 | | |
| at Creighton | 12-07-02 | 7 | 1 | 1 | 1.000 | 1 | 1 | 1.000 | 0 | 0 | .000 | 0 | 1 | 1 | 0.8 | 0 | 0 | 1 | 1 | 0 | 0 | 3 | 1.7 | | |
| SAN DIEGO | 12/11/02 | 7 | 0 | 2 | .000 | 0 | 0 | .000 | 0 | 0 | .000 | 0 | 0 | 0 | 0.7 | 0 | 0 | 1 | 0 | 0 | 1 | 0 | 1.4 | | |
| UTAH STATE | 12/14/02 | 5 | 0 | 0 | .000 | 0 | 0 | .000 | 0 | 0 | .000 | 0 | 1 | 1 | 0.8 | 1 | 0 | 0 | 0 | 0 | 0 | 0 | 1.3 | | |
| UC SANTA BARBARA | 12/21/02 | 3 | 0 | 1 | .000 | 0 | 0 | .000 | 0 | 0 | .000 | 0 | 1 | 1 | 0.8 | 0 | 0 | 0 | 0 | 0 | 0 | 0 | 1.1 | | |
| SOUTHERN UTAH UNIVERSITY | 12/28/02 | 18 | 1 | 4 | .250 | 1 | 3 | .333 | 0 | 0 | .000 | 0 | 1 | 1 | 0.8 | 0 | 0 | 1 | 1 | 0 | 0 | 3 | 1.3 | | |
| PEPPERDINE | 01/02/03 | 21 | 2 | 4 | .500 | 2 | 3 | .667 | 0 | 0 | .000 | 1 | 1 | 2 | 0.9 | 2 | 0 | 1 | 1 | 1 | 0 | 6 | 1.7 | | |
| vs Oklahoma State | 01-04-03 | 7 | 0 | 1 | .000 | 0 | 1 | .000 | 0 | 0 | .000 | 0 | 1 | 1 | 0.9 | 0 | 0 | 0 | 0 | 0 | 0 | 0 | 1.6 | | |
| at Weber State | 01-08-03 | 4 | 0 | 1 | .000 | 0 | 1 | .000 | 0 | 0 | .000 | 0 | 0 | 0 | 0.8 | 1 | 0 | 0 | 0 | 0 | 0 | 0 | 1.5 | | |
| Totals | | | 0 | 107 | 7 | 18 | .389 | 5 | 11 | .455 | 0 | 2 | .000 | 1 | 10 | 11 | 0.8 | 5 | 0 | 7 | 5 | 1 | 2 | 19 | 1.5 |

Assists/game: 0.5
Turnovers/game: 0.4
Assist/turnover ratio: 1.4
Steals/game: 0.2

CAREER HIGHS:

POINTS: 7 vs. Rice
FG MADE: 3 vs. Rice
FG ATT: 4 vs. Rice, SUU, Pepperdine
FG%: .750 vs. Rice
3FG MADE: 2 vs. Pepperdine
3FG ATT: 3 vs. SUU, Pepperdine
3FG%: .667 (2-3) vs. Pepperdine
FT MADE: --
FT ATT: 2 vs. Rice
FT %: .000 (0-2) vs. Rice
REB: 2 vs. Rice, Pepperdine
ASSISTS: 2 vs. Rice
STEALS: 1 vs. Rice
BLOCKS: 1 vs. Pepperdine
MINUTES: 21 vs. Pepperdine



MARC ROBERTS / 6-3 • 205 • sophomore • guard

CAPSULE: Returns from a two-year mission in Argentina ... He considered a redshirt while getting back in playing condition after his missionary service and preseason knee surgery ... He is an athletic player who has has one of the best vertical leaps on the team ... He excited fans as a freshman with his slashing dunks ... He is a good defender on the perimeter ... He played in 21 games as a freshman with one start, while playing a limited 4.3 minutes per game ... He was Utah 4A Player of the Year out of Provo's Timpview High School.

2002-03: He had his knee scoped in October and sat out the first 13 games as a potential redshirt player ... He played his first game of the year at Weber State Wednesday, equaling his career-high 6 points and setting a new personal-best 3 rebounds in 10 minutes vs. the Wildcats ... He also equaled a career-best of 2 field goals and 2-2 field goal percentage.



Marc Roberts – 2002-03 Game-by-Game

| Opponent at Weber State | Date | GS | Min | TOTAL | | Pct | 3-PTS | | Pct | FT | FTA | Pct | REBOUNDS | | | Avg | PF | FO | A | TO | Blk | Stl | Pts | Avg |
|----------------------------|----------|----|-----|-------|-----|-------|-------|------|------|----|-----|-------|----------|-----|-----|-----|----|----|---|----|-----|-----|-----|-----|
| | | | | FG | FGA | | 3FG | 3FGA | | | | | Off | Def | Tot | | | | | | | | | |
| Totals | 01-08-03 | | 10 | 2 | 2 | 1.000 | 0 | 0 | .000 | 2 | 2 | 1.000 | 1 | 2 | 3 | 3.0 | 5 | 1 | 0 | 2 | 0 | 0 | 6 | 6.0 |

Games played: 1
Points/game: 6.0
FG Pct: 100.0
FT Pct: 100.0
Rebounds/game: 3.0
Turnovers/game: 2.0

CAREERHIGHS:

POINTS: 6 at CSU (2-24-00), at Weber St.
FG MADE: 2 (three) last at Weber State
FG ATT: 3 vs. UNLV (3-11-00)
FG%: 1.000 (2-2) three times, last at Weber
3FG MADE: --
3FG ATT: 1 (twice) last at UNLV (3-11-00)
3FG%: --
FT MADE: 3 vs. Bowling Green (3-15-00)
FT ATT: 4 (twice) last vs. B. Green (3-15-00)
FT %: .750 (3-4) vs. B. Green (3-15-00)
REB: 3 at Weber State
ASSISTS: 2 at Wyoming (2-26-00)
STEALS: 1 (twice) last vs. So. Ill. (3-20-00)
BLOCKS: 1 vs. South Carolina St
(12-18-99)
MINUTES: 11 at UNLV (3-11-00)

Redshirting Players

AUSTIN AINGE / 6-1 • 175 • freshman • point guard

CAPSULE: Ainge returned from a two-year mission for the Church of Jesus Christ of Latter-day Saints in August A smart player and good leader, he is an outstanding three-point shooter with a crafty Jeff Hornacek-like runner in the lane ... He is a point guard who has a total understanding of the game and the unique ability to distribute the ball to teammates when they are ready to score ... He is the son of former BYU and NBA great and former Phoenix Suns coach Danny Ainge ... He prepped at Highland High Schol in Gilbert, Ariz., prior to serving his mission.


2002-03: Ainge will redshirt this year ... He broke his thumb the day before the team departed for the Paradise Jam and had surgery in Phoenix ... He has just returned to practice this week.



JERMAINE ODJEGBA / 6-5 • 190 • freshman • guard

CAPSULE: Jermaine Odjegba is a true freshman who prepped at Palm Beach Gardens High School in 2001-02 ... A 6-foot-5 shooting guard, he averaged 18 points, 8 rebounds and 5 assists while earning first-team all-conference and honorable mention all-state honors.

2002-03: Odjegba will redshirt this year.



Steve Cleveland is in his sixth year at the helm of the Cougars. During his tenure at BYU, Cleveland has proven to be a first-rate recruiter, an excellent coach and player developer, and above all, a winner.

Last year Cleveland guiding BYU to its third postseason tournament appearance in the last three years, advancing to the second round of the NIT before losing at eventual champion Memphis. In 2001, Cleveland guided BYU to its first NCAA tournament bid since 1995, its first conference regular season title since 1993 and its first conference tournament championship since 1992. While rebuilding a program that finished 1-25 before his arrival, he has posted records of 9-21, 12-16, 22-11, 24-9 and 18-12. Last year's team earned a victory over No. 13 Stanford and advanced to the NIT despite having lost four starters, six of its top seven players and 75 percent of its point production from the year before.

The 1999-2000 and 2000-2001 seasons both rank among of the school's best years ever in terms of wins. In fact, since BYU's first season in 1903, only five BYU teams have ever recorded more wins than the 24-9 team in 2000-01 and only seven have improved upon the 22-11 record in 1999-2000.

Cleveland has brought the magic of the Marriott Center back in Provo. The Cougars enter the 2002-03 season with the nation's longest home victory streak at 36 games, including back-to-back unbeaten seasons of 15-0 and 16-0. Cleveland's teams have traditionally been prepared to play their best at the end of the season. Last year BYU earned its third straight postseason tournament bid, winning in the first round of the NIT before losing at eventual NIT champion Memphis. In 2000-01, BYU won five straight games on the road to secure a share of the MWC regular season title and earn the automatic NCAA bid by claiming the MWC Tournament in Las Vegas. The Cougars won six of their last eight games the prior season, including two MWC tournament wins and two NIT victories. In Cleveland's

first year, BYU completed a rare sweep of New Mexico and UTEP on the road to earn a WAC tournament berth. The road sweep of New Mexico and UTEP was the first for BYU since 1990-91 and the 83-62 upset of No.15-ranked New Mexico in the Pit ended the Lobos' 41-

game home winning streak. In Cleveland's second season the Cougars had a blowout win over UTEP before a 90-74 conference tournament upset victory over TCU to achieve BYU's first conference tournament win since 1994.

Cleveland's teams have advanced to the finals of the MWC tournament in two of the three seasons the event has been played, winning the title in 2001.

As a recruiter, Cleveland has made a similar impact on BYU's program. Cleveland's recruits have proven they are not only committed to Cleveland's vision but also are the kind of players to help make that vision a reality in Provo. Cleveland and his staff have been able to attract top talent from Utah and beyond.

Cleveland has a string of top conference newcomers. Six players have earned conference newcomer honors in Cleveland's five years as the Cougar coach, including four who have been singled out as either the conference newcomer or freshman of the year.

- Jared Jensen (2001-2002 MWC Co-Freshman of the Year)
- Trent Whiting (2000-2001 MWC Newcomer Team, 2nd Team All-MWC)
- Terrell Lyday (1999-2000 MWC Newcomer of the Year, All-Tournament Team)
- Mark Bigelow (1998-99 WAC Freshman of the Year, Newcomer Team, 2nd Team All-WAC)
- Mekeli Wesley (1997-98 WAC Newcomer Team)
- Ron Selleaze (1997-98 WAC Newcomer of the Year, Newcomer Team, 2nd Team All-WAC)


In October 2001, Cleveland signed a multi-year contract extension with BYU. Before taking the helm with the Cougars on March 11, 1997, Cleveland compiled a 157-77 record at Fresno City College in Fresno, Calif. Cleveland was named coach of the year two times while at FCC and led the Rams to post-season playoffs in each of his seven seasons in Fresno. Cleveland coached 10 years at Fresno's Clovis West High School, compiling a 180-70 record.

PLAYING CAREER

Cleveland played college basketball at UC Irvine and was the Anteaters' MVP and leading scorer his senior season in 1975-76. Prior to attending UC Irvine, Cleveland was Fresno City College's Most Outstanding Player in 1973-74. Cleveland received a B.A. degree in social science from UC Irvine in 1976, and received a Master's in education administration from Fresno Pacific in 1979.

PERSONAL

Cleveland, 50, was born in the Los Angeles area and spent most of his life in Fresno, Calif. He served a full-time mission for the Church of Jesus Christ of Latter-day Saints to England from 1971-73. Cleveland was the first head basketball or football coach at BYU to have served a church mission. Cleveland and his wife Kip have three children: sons Casey (24) and Skyler (21) and daughter Katie (12).



CLEVELAND'S BYU LEDGER

BRIGHAM YOUNG UNIVERSITY

| Year | W | L | Pct. | Conf. | Conf. Tourney | NCAA/NIT |
|---------------|-----------|-----------|-------------|---------------------|-------------------|-------------------|
| 2002-2003 | 10 | 4 | .714 | - | - | - |
| 2001-2002 | 18 | 12 | .600 | 7-7 (T-4th MWC) | 0-1 | 1-1 NIT |
| 2000-2001 | 24 | 9 | .727 | 10-4 (T-1st) | 3-0 | 0-1 NCAA |
| 1999-2000 | 22 | 11 | .667 | 7-7 (sixth MWC) | 2-1 | 2-1 NIT |
| 1998-1999 | 12 | 16 | .429 | 6-8 (fifth WAC) | 1-1 | |
| 1997-1998 | 9 | 21 | .300 | 4-10 (sixth WAC) | 0-1 | |
| Totals | 95 | 73 | .565 | 34-36 (.486) | 6-4 (.600) | 3-3 (.500) |



BYU vs. Univ. of San Diego – Game #7

12/11/02 07:00 at Brigham Young University VISITORS: San Diego 4-3. Table with columns for Player, FG, 3-pt, REBOUNDS, FT, etc. Includes team totals and percentages.

HOME TEAM: BRIGHAM YOUNG Cougars 6-1

Table with columns for Player, FG, 3-pt, REBOUNDS, FT, etc. Includes team totals and percentages.

TOTALFG% 1st Half: 9-23 39.1% 2nd Half: 5-19 26.3% Game: 33.3% DEADBALL 3-Pt. FG% 1st Half: 3-9 33.3% 2nd Half: 1-9 11.1% Game: 22.2% REBOUNDS F Throw % 1st Half: 7-10 70.0% 2nd Half: 7-12 58.3% Game: 73.9% 2

Officials: Duane Allen, Roosevelt Brown, Milt Stowe Technical fouls: San Diego-None. BRIGHAM YOUNG Cougars-HANSEN, Travis. Attendance: 1108. Score by Periods 1st 2nd Total San Diego 28 21 49 BRIGHAM YOUNG Cougars 26 38 64

Points in the paint-USD 8.BY24. Points off turnovers-USD 9.BY28. 2nd chance points-USD 6.BY14. Fast break points-USD 0.BY0. Bench points-USD 16.BY7. Score tied-7 times. Lead changes-9 times.

BYU vs. Utah State – Game #8

12/14/02 7:00 PM at Brigham Young University VISITORS: Utah State University 5-2. Table with columns for Player, FG, 3-pt, REBOUNDS, FT, etc. Includes team totals and percentages.

TOTALFG% 1st Half: 13-26 50.0% 2nd Half: 8-25 32.0% Game: 41.2% DEADBALL 3-Pt. FG% 1st Half: 0-1 0.0% 2nd Half: 0-4 0.0% Game: 0.0% REBOUNDS F Throw % 1st Half: 9-13 69.2% 2nd Half: 5-7 71.4% Game: 70.0% 2

HOME TEAM: BRIGHAM YOUNG Cougars 7-1

Table with columns for Player, FG, 3-pt, REBOUNDS, FT, etc. Includes team totals and percentages.

TOTALFG% 1st Half: 10-23 43.5% 2nd Half: 9-19 47.4% Game: 45.2% DEADBALL 3-Pt. FG% 1st Half: 4-12 33.3% 2nd Half: 3-7 42.9% Game: 36.8% REBOUNDS F Throw % 1st Half: 7-10 70.0% 2nd Half: 14-19 73.7% Game: 72.4% 5

Officials: Tim Gabuterio, Mike Giarratino, Bobby McRoy Technical fouls: Utah State University-None. BRIGHAM YOUNG Cougars-None. Attendance: 1474. Score by Periods 1st 2nd Total Utah State University 35 21 56 BRIGHAM YOUNG Cougars 31 35 66

Points in the paint-USU 20.BY12. Points off turnovers-USU 16.BY19. 2nd chance points-USU 18.BY6. Bench points-USU 21.BY11. Score tied-7 times. Lead changes-9 times.

BYU vs. UC Santa Barbara – Game #9

12/21/02 5:06 PM at Brigham Young University VISITORS: UC Santa Barbara 3-5. Table with columns for Player, FG, 3-pt, REBOUNDS, FT, etc. Includes team totals and percentages.

HOME TEAM: BRIGHAM YOUNG Cougars 8-1

Table with columns for Player, FG, 3-pt, REBOUNDS, FT, etc. Includes team totals and percentages.

TOTALFG% 1st Half: 8-27 29.6% 2nd Half: 11-25 44.0% Game: 36.5% DEADBALL 3-Pt. FG% 1st Half: 4-13 30.8% 2nd Half: 2-10 20.0% Game: 26.1% REBOUNDS F Throw % 1st Half: 6-9 66.7% 2nd Half: 6-8 75.0% Game: 70.6% 2

Officials: Lonnie Dixon, Shawn Lehigh, Verne Harris Technical fouls: UC Santa Barbara-None. BRIGHAM YOUNG Cougars-None. Attendance: 12959. Score by Periods 1st 2nd Total UC Santa Barbara 26 30 56 BRIGHAM YOUNG Cougars 28 41 69

Points in the paint-USCB 12.BY14. Points off turnovers-USCB 10.BY19. 2nd chance points-USCB 9.BY1. Fast break points-USCB 4.BY7. Bench points-USCB 12.BY22. Score tied-4 times. Lead changes-11 times.

BYU @ San Francisco – Game #10

12/23/02 7:00 PM at San Francisco, CA VISITORS: Brigham Young 8-2. Table with columns for Player, FG, 3-pt, REBOUNDS, FT, etc. Includes team totals and percentages.

TOTALFG% 1st Half: 9-30 30.0% 2nd Half: 14-33 42.4% Game: 36.5% DEADBALL 3-Pt. FG% 1st Half: 0-6 0.0% 2nd Half: 3-11 27.3% Game: 17.6% REBOUNDS F Throw % 1st Half: 9-16 56.3% 2nd Half: 14-19 73.7% Game: 65.7% 5

HOME TEAM: Univ. of San Francisco 3-6

Table with columns for Player, FG, 3-pt, REBOUNDS, FT, etc. Includes team totals and percentages.

TOTALFG% 1st Half: 17-28 60.7% 2nd Half: 12-29 41.4% Game: 50.9% DEADBALL 3-Pt. FG% 1st Half: 4-10 40.0% 2nd Half: 1-14 7.1% Game: 29.4% REBOUNDS F Throw % 1st Half: 8-11 72.7% 2nd Half: 13-16 81.3% Game: 77.8% 3

Officials: Charles Range, Michael Eggers, Chris Rastatter Technical fouls: Brigham Young-HANSEN, Travis. Univ. of San Francisco-None. Attendance: 3979. Score by Periods 1st 2nd Total Brigham Young 27 45 72 Univ. of San Francisco 46 38 84

Points in the paint-BY32,USF 32. Points off turnovers-BY14,USF 14. 2nd chance points-BY13,USF 12. Bench points-BY13,USF 16. Score tied-1 time. Lead changes-2 times.

BYU vs. Southern Utah – Game #11

12/28/02 7:00 PM at Brigham Young University VISITORS: Southern Utah University 5-5. Table with columns for Player, FG, 3-pt, REBOUNDS, FT, etc. Includes team totals and percentages.

HOME TEAM: BRIGHAM YOUNG Cougars 9-2

Table with columns for Player, FG, 3-pt, REBOUNDS, FT, etc. Includes team totals and percentages.

TOTALFG% 1st Half: 10-22 45.5% 2nd Half: 9-22 40.9% Game: 43.2% DEADBALL 3-Pt. FG% 1st Half: 2-5 40.0% 2nd Half: 0-5 0.0% Game: 14.3% REBOUNDS F Throw % 1st Half: 4-7 57.1% 2nd Half: 17-23 73.9% Game: 70.0% 0

Officials: Ronnie Hernandez, Larry Spaulding, Jim Stupin Technical fouls: Southern Utah University-None. BRIGHAM YOUNG Cougars-None. Attendance: 12924. Score by Periods 1st 2nd Total Southern Utah University 25 35 60 BRIGHAM YOUNG Cougars 37 56 93

Points in the paint-SUU 14.BY30. Points off turnovers-SUU 4.BY23. 2nd chance points-SUU 12.BY19. Fast break points-SUU 4.BY5. Bench points-SUU 31.BY36. Score tied-0 times. Lead changes-1 time.

BYU vs. Pepperdine – Game #12

01/02/03 7:05 PM at Brigham Young University VISITORS: Pepperdine 8-5. Table with columns for Player, FG, 3-pt, REBOUNDS, FT, etc. Includes team totals and percentages.

TOTALFG% 1st Half: 11-31 35.5% 2nd Half: 9-27 33.3% Game: 34.5% DEADBALL 3-Pt. FG% 1st Half: 2-9 22.2% 2nd Half: 5-12 41.7% Game: 33.3% REBOUNDS F Throw % 1st Half: 6-9 66.7% 2nd Half: 17-23 73.9% Game: 72.4% 2

HOME TEAM: BRIGHAM YOUNG Cougars 10-2

Table with columns for Player, FG, 3-pt, REBOUNDS, FT, etc. Includes team totals and percentages.

TOTALFG% 1st Half: 17-30 56.7% 2nd Half: 15-29 51.7% Game: 54.2% DEADBALL 3-Pt. FG% 1st Half: 2-10 20.0% 2nd Half: 1-5 20.0% Game: 20.0% REBOUNDS F Throw % 1st Half: 1-5 20.0% 2nd Half: 16-21 76.2% Game: 65.4% 4

Officials: Eddie Jackson, Bobby McRoy, Tom O'Neill Technical fouls: Pepperdine-PATTEN, David. BRIGHAM YOUNG Cougars-None. Attendance: 12582. Score by Periods 1st 2nd Total Pepperdine 30 38 68 BRIGHAM YOUNG Cougars 37 47 84

Points in the paint-PEP12,BY50. Points off turnovers-PEP8,BY22. 2nd chance points-PEP15,BY12. Fast break points-PEP0,BY8. Bench points-PEP19,BY27. Score tied-7 times. Lead changes-9 times.



BYU vs. Oklahoma St. @ All-College Classic - Game #13

01-04-03 5:30 p.m. at Oklahoma City, Okla.

VISITORS: Brigham Young 10-3

| # | Player | tot-fg | | 3-pt | | rebounds | | | | | pf | tp | a | to | blk | s | min | |
|----|------------------|--------|-----|------|-----|----------|-----|----|----|-----|----|----|----|----|-----|---|-----|-----|
| | | fg | fga | fg | fga | ft | fta | of | de | tot | | | | | | | | |
| 52 | Jensen, Jared | f | 2 | 4 | 0 | 0 | 2 | 2 | 0 | 2 | 2 | 3 | 6 | 0 | 1 | 0 | 0 | 23 |
| 55 | Araujo, Rafael | c | 4 | 5 | 0 | 0 | 3 | 5 | 3 | 11 | 14 | 4 | 11 | 2 | 5 | 0 | 1 | 31 |
| 02 | Hansen, Travis | g | 4 | 9 | 2 | 4 | 4 | 6 | 0 | 1 | 1 | 5 | 14 | 3 | 3 | 0 | 1 | 32 |
| 03 | Bigelow, Mark | g | 3 | 7 | 2 | 4 | 3 | 4 | 0 | 3 | 3 | 3 | 11 | 2 | 3 | 0 | 0 | 31 |
| 24 | Woodberry, Kevin | g | 2 | 7 | 1 | 5 | 2 | 2 | 0 | 0 | 0 | 1 | 7 | 1 | 4 | 0 | 1 | 27 |
| 04 | Lemes, Luiz | g | 0 | 1 | 0 | 1 | 0 | 0 | 0 | 1 | 1 | 0 | 0 | 0 | 0 | 0 | 0 | 7 |
| 05 | Shoff, Jake | g | 0 | 1 | 0 | 0 | 0 | 0 | 0 | 2 | 2 | 1 | 0 | 1 | 2 | 0 | 1 | 17 |
| 10 | Nashif, Terry | g | 0 | 1 | 0 | 0 | 2 | 2 | 0 | 0 | 0 | 1 | 2 | 1 | 0 | 0 | 1 | 6 |
| 14 | Bower, Ricky | g | 2 | 7 | 2 | 4 | 3 | 3 | 1 | 0 | 1 | 2 | 0 | 2 | 0 | 0 | 1 | 15 |
| 15 | Allen, John | g | 1 | 1 | 0 | 0 | 0 | 0 | 0 | 0 | 0 | 2 | 2 | 0 | 1 | 0 | 0 | 3 |
| 32 | Jepsen, Bart | g | 0 | 0 | 0 | 0 | 0 | 0 | 0 | 0 | 0 | 0 | 0 | 0 | 0 | 0 | 0 | 2 |
| 40 | Howard, Dan | g | 1 | 1 | 0 | 0 | 1 | 1 | 1 | 0 | 1 | 2 | 3 | 0 | 0 | 0 | 0 | 6 |
| | TEAM | | | | | | | | | | | | | | | | | |
| | Totals..... | | 19 | 44 | 7 | 18 | 20 | 25 | 9 | 21 | 30 | 24 | 65 | 12 | 19 | 0 | 6 | 200 |

| | | | | |
|-----------|-----------------------|-----------------------|-------------|----------|
| TOTALFG% | 1st Half: 10-25 40.0% | 2nd Half: 9-19 47.4% | Game: 43.2% | DEADBALL |
| 3-Pt. FG% | 1st Half: 5-14 35.7% | 2nd Half: 2-4 50.0% | Game: 38.9% | REBOUNDS |
| F Throw % | 1st Half: 5-5 100% | 2nd Half: 15-20 75.0% | Game: 80.0% | 2 |

HOME TEAM: Oklahoma State 10-1

| # | Player | tot-fg | | 3-pt | | rebounds | | | | | pf | tp | a | to | blk | s | min | |
|----|------------------|--------|-----|------|-----|----------|-----|----|----|-----|----|----|----|----|-----|---|-----|-----|
| | | fg | fga | fg | fga | ft | fta | of | de | tot | | | | | | | | |
| 23 | McFarlin, Ivan | f | 10 | 14 | 0 | 0 | 7 | 7 | 6 | 0 | 6 | 3 | 27 | 0 | 1 | 0 | 3 | 33 |
| 33 | Miller, Jason | f | 0 | 3 | 0 | 0 | 1 | 2 | 1 | 4 | 5 | 2 | 1 | 1 | 0 | 0 | 1 | 30 |
| 05 | Williams, Victor | g | 3 | 7 | 0 | 1 | 2 | 4 | 0 | 1 | 1 | 3 | 8 | 1 | 1 | 0 | 3 | 25 |
| 24 | Allen, Tony | g | 7 | 14 | 2 | 4 | 6 | 8 | 1 | 1 | 2 | 4 | 22 | 6 | 3 | 1 | 1 | 34 |
| 34 | Sanders, Melvin | g | 4 | 7 | 1 | 3 | 5 | 6 | 1 | 4 | 5 | 3 | 14 | 0 | 1 | 0 | 2 | 24 |
| 25 | Weatherspoon, J. | g | 1 | 2 | 0 | 0 | 2 | 0 | 2 | 2 | 2 | 2 | 2 | 1 | 2 | 0 | 0 | 16 |
| 30 | Cadson, Cheyne | g | 1 | 3 | 0 | 0 | 2 | 2 | 0 | 0 | 0 | 3 | 4 | 5 | 2 | 0 | 0 | 21 |
| 40 | Williams, Andre | g | 0 | 1 | 0 | 0 | 0 | 0 | 0 | 3 | 3 | 0 | 0 | 1 | 1 | 0 | 1 | 17 |
| | TEAM | | | | | | | | | | | | | | | | | |
| | Totals..... | | 26 | 51 | 3 | 8 | 23 | 31 | 9 | 19 | 28 | 24 | 78 | 14 | 11 | 2 | 10 | 200 |

| | | | | |
|-----------|-----------------------|-----------------------|-------------|----------|
| TOTALFG% | 1st Half: 13-26 50.0% | 2nd Half: 13-25 52.0% | Game: 51.0% | DEADBALL |
| 3-Pt. FG% | 1st Half: 2-4 50.0% | 2nd Half: 1-4 25.0% | Game: 37.5% | REBOUNDS |
| F Throw % | 1st Half: 7-7 100% | 2nd Half: 16-24 66.7% | Game: 74.2% | 3 |

Officials: Scott Thornley, Mark Whitehead, Eddie Jackson

Technical fouls: Brigham Young-None. Oklahoma State-TEAM.

Attendance: 18034

Score by Periods

Brigham Young 30 35 65

Oklahoma State 35 43 78

First game of 2002 Touchstone Energy All-College Classic at the Ford Center in downtown Oklahoma City. No. 10 Oklahoma defeated No. 14 Michigan State, 60-58, in game two. Game one was televised on ESPN2 and game two on ESPN.

Points in the paint-BY12,OKST 20. Points off turnovers-BY10,OKST 25.

2nd chance points-BY13,OKST 13. Fast break points-BY0,OKST 0.

Bench points-BY16,OKST 6. Score tied-3 times. Lead changes-2 times.

BYU @ Weber State - Game #14

01-08-03 7:05pm at Dee Events Center - Ogden, Utah

VISITORS: Brigham Young University 10-4

| # | Player | tot-fg | | 3-pt | | rebounds | | | | | pf | tp | a | to | blk | s | min | |
|----|------------------|--------|-----|------|-----|----------|-----|----|----|-----|----|----|----|----|-----|---|-----|-----|
| | | fg | fga | fg | fga | ft | fta | of | de | tot | | | | | | | | |
| 02 | HANSEN, Travis | f | 4 | 11 | 1 | 6 | 3 | 5 | 3 | 3 | 6 | 5 | 12 | 1 | 5 | 1 | 0 | 26 |
| 05 | SHOFF, Jake | f | 0 | 0 | 0 | 0 | 0 | 0 | 1 | 1 | 2 | 1 | 0 | 0 | 2 | 0 | 0 | 10 |
| 55 | ARAUJO, Rafael | c | 6 | 14 | 0 | 0 | 7 | 10 | 6 | 3 | 9 | 4 | 19 | 1 | 2 | 1 | 2 | 29 |
| 03 | BIGELOW, Mark | g | 2 | 12 | 1 | 5 | 2 | 2 | 1 | 5 | 6 | 1 | 7 | 1 | 4 | 1 | 0 | 36 |
| 24 | WOODBERRY, Kevin | g | 2 | 3 | 1 | 2 | 1 | 2 | 0 | 1 | 1 | 4 | 6 | 3 | 0 | 0 | 2 | 26 |
| 04 | LEMES, Luiz | g | 0 | 1 | 0 | 1 | 0 | 0 | 0 | 0 | 0 | 1 | 0 | 0 | 0 | 0 | 0 | 4 |
| 10 | NASHIF, Terry | g | 1 | 2 | 0 | 1 | 1 | 2 | 0 | 0 | 0 | 1 | 3 | 0 | 0 | 0 | 1 | 19 |
| 12 | ROBERTS, Marc | g | 2 | 2 | 0 | 0 | 2 | 2 | 1 | 2 | 3 | 5 | 6 | 0 | 2 | 0 | 0 | 10 |
| 14 | BOWER, Ricky | g | 3 | 5 | 2 | 3 | 2 | 2 | 1 | 3 | 4 | 2 | 10 | 0 | 1 | 0 | 1 | 19 |
| 15 | ALLEN, John | g | 0 | 1 | 0 | 0 | 4 | 1 | 2 | 3 | 3 | 4 | 1 | 0 | 0 | 0 | 0 | 7 |
| 52 | HANSEN, Jared | g | 1 | 4 | 0 | 0 | 2 | 1 | 2 | 3 | 3 | 2 | 0 | 2 | 0 | 0 | 0 | 14 |
| | TEAM | | | | | | | | | | | | | | | | | |
| | Totals..... | | 21 | 55 | 5 | 18 | 22 | 31 | 15 | 23 | 38 | 30 | 69 | 7 | 18 | 4 | 5 | 200 |

| | | | | |
|-----------|----------------------|-----------------------|-------------|----------|
| TOTALFG% | 1st Half: 7-23 30.4% | 2nd Half: 14-32 43.8% | Game: 38.2% | DEADBALL |
| 3-Pt. FG% | 1st Half: 2-8 25.0% | 2nd Half: 3-10 30.0% | Game: 27.8% | REBOUNDS |
| F Throw % | 1st Half: 4-8 50.0% | 2nd Half: 18-23 78.3% | Game: 71.0% | 2 |

HOME TEAM: Weber State 10-5

| # | Player | tot-fg | | 3-pt | | rebounds | | | | | pf | tp | a | to | blk | s | min | |
|----|--------------------|--------|-----|------|-----|----------|-----|----|----|-----|----|----|----|----|-----|---|-----|-----|
| | | fg | fga | fg | fga | ft | fta | of | de | tot | | | | | | | | |
| 02 | Sparrow, Nic | f | 2 | 3 | 0 | 2 | 3 | 4 | 2 | 5 | 7 | 3 | 7 | 2 | 4 | 0 | 1 | 32 |
| 05 | Orokolic, Slobodan | f | 4 | 7 | 0 | 2 | 5 | 7 | 2 | 7 | 9 | 5 | 13 | 0 | 2 | 0 | 0 | 25 |
| 35 | Bachmann, Stephan | c | 0 | 4 | 0 | 1 | 0 | 0 | 0 | 1 | 1 | 5 | 0 | 0 | 1 | 0 | 0 | 10 |
| 03 | Boyette, Jermaine | g | 11 | 16 | 0 | 1 | 15 | 17 | 2 | 0 | 2 | 3 | 37 | 2 | 1 | 0 | 2 | 36 |
| 22 | Hamilton, John | g | 2 | 11 | 1 | 8 | 3 | 4 | 0 | 4 | 4 | 1 | 8 | 1 | 1 | 0 | 0 | 37 |
| 23 | Barton, Brad | g | 1 | 1 | 1 | 1 | 0 | 0 | 2 | 4 | 6 | 1 | 3 | 3 | 3 | 0 | 0 | 22 |
| 42 | Eyre, Talmadge | g | 0 | 1 | 0 | 0 | 1 | 3 | 1 | 4 | 5 | 5 | 1 | 1 | 1 | 0 | 0 | 15 |
| 43 | Morrison, Stevie | g | 0 | 0 | 0 | 0 | 0 | 0 | 0 | 0 | 0 | 0 | 0 | 0 | 1 | 0 | 0 | 6 |
| 50 | Danley, Pat | g | 3 | 4 | 0 | 0 | 1 | 0 | 0 | 0 | 0 | 4 | 6 | 0 | 0 | 0 | 0 | 17 |
| | TEAM | | | | | | | | | | | | | | | | | |
| | Totals..... | | 23 | 49 | 2 | 15 | 27 | 36 | 10 | 26 | 36 | 27 | 75 | 10 | 13 | 0 | 3 | 200 |

| | | | | |
|-----------|-----------------------|-----------------------|-------------|----------|
| TOTALFG% | 1st Half: 11-27 40.7% | 2nd Half: 12-22 54.5% | Game: 46.9% | DEADBALL |
| 3-Pt. FG% | 1st Half: 1-8 12.5% | 2nd Half: 1-7 14.3% | Game: 13.3% | REBOUNDS |
| F Throw % | 1st Half: 12-15 80.0% | 2nd Half: 15-21 71.4% | Game: 75.0% | 2 |

Officials: Michael Irving, Chris Rastatter, Byrne Haskins

Technical fouls: Brigham Young University-None. Weber State-None.

Attendance: 10820

Score by Periods

Brigham Young University 20 49 69

Weber State 35 40 75

Points in the paint-BY20,WEBERST 32. Points off turnovers-BY12,WEBERST 21.

2nd chance points-BY12,WEBERST 9. Fast break points-BY4,WEBERST 10.

Bench points-BY25,WEBERST 10. Score tied-1 time. Lead changes-2 times.



2002-03 BYU MEN'S BASKETBALL
BYU Cougars Combined Team Statistics (as of Jan 09, 2003)
All games

| | | | | |
|-----------------------------|----------------|--------------|--------------|----------------|
| RECORD: | OVERALL | HOME | AWAY | NEUTRAL |
| ALL GAMES | (10-4) | (6-0) | (1-3) | (3-1) |
| CONFERENCE | (0-0) | (0-0) | (0-0) | (0-0) |
| NON-CONFERENCE | (10-4) | (6-0) | (1-3) | (3-1) |

| ## | Player | GP-GS | Min--Avg | ---TOTAL--- | | ---3-PTS--- | | FT-FTA | Pct | ---REBOUNDS--- | | | | PF | FO | A | TO | Blk | Stl | Pts | Avg |
|----------------|---------------------|-------|----------|-------------|-------|-------------|------|---------|-------|----------------|-----|-----|------|-----|----|-----|-----|-----|-----|------|------|
| | | | | FG-FGA | Pct | 3FG-FGA | Pct | | | Off | Def | Tot | Avg | | | | | | | | |
| 02 | HANSEN, Travis..... | 14-14 | 420 30.0 | 65-146 | .445 | 14-42 | .333 | 69-90 | .767 | 24 | 42 | 66 | 4.7 | 44 | 4 | 41 | 43 | 8 | 10 | 213 | 15.2 |
| 03 | BIGELOW, Mark..... | 14-14 | 418 29.9 | 55-127 | .433 | 25-58 | .431 | 38-50 | .760 | 8 | 41 | 49 | 3.5 | 32 | 0 | 30 | 30 | 7 | 9 | 173 | 12.4 |
| 55 | ARAUJO, Rafael..... | 14-14 | 326 23.3 | 61-106 | .575 | 0-3 | .000 | 33-51 | .647 | 38 | 86 | 124 | 8.9 | 54 | 2 | 15 | 43 | 10 | 16 | 155 | 11.1 |
| 52 | JENSEN, Jared..... | 14-12 | 310 22.1 | 39-63 | .619 | 0-0 | .000 | 39-50 | .780 | 12 | 38 | 50 | 3.6 | 44 | 3 | 4 | 16 | 5 | 4 | 117 | 8.4 |
| 24 | WOODBERRY, Kevin... | 14-14 | 353 25.2 | 26-79 | .329 | 16-56 | .286 | 19-37 | .514 | 2 | 22 | 24 | 1.7 | 24 | 0 | 34 | 27 | 5 | 20 | 87 | 6.2 |
| 14 | BOWER, Ricky..... | 14-1 | 284 20.3 | 21-47 | .447 | 11-26 | .423 | 33-36 | .917 | 4 | 23 | 27 | 1.9 | 27 | 0 | 26 | 16 | 2 | 11 | 86 | 6.1 |
| 12 | ROBERTS, Marc..... | 1-0 | 10 10.0 | 2-2 | 1.000 | 0-0 | .000 | 2-2 | 1.000 | 1 | 2 | 3 | 3.0 | 5 | 1 | 0 | 2 | 0 | 0 | 6 | 6.0 |
| 15 | ALLEN, John..... | 14-0 | 146 10.4 | 15-31 | .484 | 6-10 | .600 | 14-14 | 1.000 | 4 | 18 | 22 | 1.6 | 31 | 0 | 8 | 7 | 0 | 2 | 50 | 3.6 |
| 05 | SHOFF, Jake..... | 12-1 | 111 9.3 | 13-21 | .619 | 0-0 | .000 | 10-15 | .667 | 11 | 16 | 27 | 2.3 | 15 | 0 | 5 | 8 | 0 | 4 | 36 | 3.0 |
| 10 | NASHIF, Terry..... | 14-0 | 166 11.9 | 11-30 | .367 | 4-13 | .308 | 12-15 | .800 | 2 | 17 | 19 | 1.4 | 17 | 0 | 21 | 7 | 1 | 12 | 38 | 2.7 |
| 40 | HOWARD, Dan..... | 13-0 | 101 7.8 | 8-18 | .444 | 0-0 | .000 | 5-10 | .500 | 4 | 6 | 10 | 0.8 | 17 | 0 | 2 | 6 | 5 | 1 | 21 | 1.6 |
| 04 | LEMES, Luiz..... | 13-0 | 107 8.2 | 7-18 | .389 | 5-11 | .455 | 0-2 | .000 | 1 | 10 | 11 | 0.8 | 5 | 0 | 7 | 5 | 1 | 2 | 19 | 1.5 |
| 32 | JEPSEN, Bart..... | 10-0 | 48 4.8 | 6-13 | .462 | 1-2 | .500 | 1-2 | .500 | 3 | 7 | 10 | 1.0 | 6 | 0 | 0 | 3 | 0 | 2 | 14 | 1.4 |
| TEAM..... | | | | | | | | | | 22 | 28 | 50 | 3.6 | 1 | | | 2 | | | | |
| Total..... | | 14 | 2800 | 329-701 | .469 | 82-221 | .371 | 275-374 | .735 | 136 | 356 | 492 | 35.1 | 322 | 10 | 193 | 215 | 44 | 93 | 1015 | 72.5 |
| Opponents..... | | 14 | 2800 | 299-753 | .397 | 56-213 | .263 | 239-344 | .695 | 162 | 294 | 456 | 32.6 | 321 | - | 139 | 215 | 33 | 84 | 893 | 63.8 |

| TEAM STATISTICS | BY | OPP | DATE | OPPONENT | W/L | SCORE | ATTEND |
|-------------------------|---------|---------|----------|---------------------------|-----|-------|--------|
| SCORING..... | 1015 | 893 | 11/22/02 | vs Toledo | W | 71-56 | 2153 |
| Points per game..... | 72.5 | 63.8 | 11/23/02 | vs Kansas State | W | 73-64 | 2473 |
| Scoring margin..... | +8.7 | - | 11/25/02 | vs St. Bonaventure | W | 66-57 | 2473 |
| FIELD GOALS-ATT..... | 329-701 | 299-753 | 11/30/02 | RICE | W | 95-56 | 13323 |
| Field goal pct..... | .469 | .397 | 12-04-02 | at Arizona State | W | 64-60 | 7105 |
| 3 POINT FG-ATT..... | 82-221 | 56-213 | 12-07-02 | at Creighton | L | 64-74 | 8529 |
| 3-point FG pct..... | .371 | .263 | 12/11/02 | SAN DIEGO | W | 64-49 | 11608 |
| 3-pt FG made per game.. | 5.9 | 4.0 | 12/14/02 | UTAH STATE UNIVERSITY | W | 66-56 | 14734 |
| FREE THROWS-ATT..... | 275-374 | 239-344 | 12/21/02 | UC SANTA BARBARA | W | 69-56 | 12259 |
| Free throw pct..... | .735 | .695 | 12/23/02 | at Univ. of San Francisco | L | 72-84 | 3979 |
| REBOUNDS..... | 492 | 456 | 12/28/02 | SOUTHERN UTAH UNIVERSITY | W | 93-60 | 12924 |
| Rebounds per game..... | 35.1 | 32.6 | 01/02/03 | PEPPERDINE | W | 84-68 | 12562 |
| Rebounding margin..... | +2.6 | - | 01-04-03 | vs Oklahoma State | L | 65-78 | 18034 |
| ASSISTS..... | 193 | 139 | 01-08-03 | at Weber State | L | 69-75 | 10820 |
| Assists per game..... | 13.8 | 9.9 | | | | | |
| TURNOVERS..... | 215 | 215 | | | | | |
| Turnovers per game..... | 15.4 | 15.4 | | | | | |
| Turnover margin..... | +0.0 | - | | | | | |
| Assist/turnover ratio.. | 0.9 | 0.6 | | | | | |
| STEALS..... | 93 | 84 | | | | | |
| Steals per game..... | 6.6 | 6.0 | | | | | |
| BLOCKS..... | 44 | 33 | | | | | |
| Blocks per game..... | 3.1 | 2.4 | | | | | |
| WINNING STREAK..... | 0 | - | | | | | |
| Home win streak..... | 6 | - | | | | | |
| ATTENDANCE..... | 77410 | 55566 | | | | | |
| Home games-Avg/Game.... | 6-12902 | 4-7608 | | | | | |
| Neutral site-Avg/Game.. | - | 4-6283 | | | | | |

| SCORE BY PERIODS: | 1st | 2nd | Total |
|-------------------|-----|-----|--------|
| BYU Cougars..... | 454 | 561 | - 1015 |
| Opponents..... | 449 | 444 | - 893 |

2002-03 BYU MEN'S BASKETBALL
 BYU Cougars Team Game-by-Game (as of Jan 09, 2003)
 All games

TEAM STATISTICS

| Opponent | Date | Score | W/L | ---TOTAL--- | | --3-PTRS-- | | ---FT-FTA--- | | ----REBOUNDS---- | | | | PF | A | TO | Blk | Stl | Pts---Avg | |
|-----------------------|----------|-------|-----|-------------|------|------------|------|--------------|------|------------------|-----|-----|------|-----|-----|-----|-----|-----|-----------|------|
| | | | | FG-FGA | Pct | 3FG-FGA | Pct | Off | Def | Tot | Avg | | | | | | | | | |
| vs Toledo | 11/22/02 | 71-56 | W | 21-49 | .429 | 8-13 | .615 | 21-27 | .778 | 10 | 25 | 35 | 35.0 | 25 | 12 | 17 | 1 | 6 | 71 | 71.0 |
| vs Kansas State | 11/23/02 | 73-64 | W | 21-44 | .477 | 7-13 | .538 | 24-34 | .706 | 7 | 25 | 32 | 33.5 | 26 | 13 | 13 | 5 | 5 | 73 | 72.0 |
| vs St. Bonaventure | 11/25/02 | 66-57 | W | 20-50 | .400 | 4-15 | .267 | 22-27 | .815 | 13 | 33 | 46 | 37.7 | 23 | 9 | 18 | 5 | 6 | 66 | 70.0 |
| RICE | 11/30/02 | 95-56 | W | 33-53 | .623 | 7-13 | .538 | 22-27 | .815 | 8 | 27 | 35 | 37.0 | 19 | 17 | 14 | 3 | 12 | 95 | 76.2 |
| at Arizona State | 12-04-02 | 64-60 | W | 23-45 | .511 | 1-7 | .143 | 17-24 | .708 | 8 | 29 | 37 | 37.0 | 22 | 16 | 21 | 5 | 7 | 64 | 73.8 |
| at Creighton | 12-07-02 | 64-74 | L | 23-50 | .460 | 7-17 | .412 | 11-13 | .846 | 7 | 27 | 34 | 36.5 | 21 | 11 | 23 | 4 | 6 | 64 | 72.2 |
| SAN DIEGO | 12/11/02 | 64-49 | W | 25-55 | .455 | 3-12 | .250 | 11-20 | .550 | 14 | 21 | 35 | 36.3 | 17 | 13 | 14 | 4 | 11 | 64 | 71.0 |
| UTAH STATE UNIVERSITY | 12/14/02 | 66-56 | W | 19-42 | .452 | 7-19 | .368 | 21-29 | .724 | 7 | 21 | 28 | 35.2 | 19 | 13 | 11 | 3 | 3 | 66 | 70.4 |
| UC SANTA BARBARA | 12/21/02 | 69-56 | W | 20-42 | .476 | 6-20 | .300 | 23-27 | .852 | 4 | 25 | 29 | 34.6 | 21 | 14 | 13 | 5 | 3 | 69 | 70.2 |
| at Univ. of San Franc | 12/23/02 | 72-84 | L | 23-63 | .365 | 3-17 | .176 | 23-35 | .657 | 17 | 23 | 40 | 35.1 | 28 | 10 | 12 | 1 | 10 | 72 | 70.4 |
| SOUTHERN UTAH UNIVERS | 12/28/02 | 93-60 | W | 29-50 | .580 | 14-24 | .583 | 21-29 | .724 | 8 | 25 | 33 | 34.9 | 22 | 25 | 10 | 1 | 7 | 93 | 72.5 |
| PEPPERDINE | 01/02/03 | 84-68 | W | 32-59 | .542 | 3-15 | .200 | 17-26 | .654 | 9 | 31 | 40 | 35.3 | 25 | 21 | 12 | 3 | 6 | 84 | 73.4 |
| vs Oklahoma State | 01-04-03 | 65-78 | L | 19-44 | .432 | 7-18 | .389 | 20-25 | .800 | 9 | 21 | 30 | 34.9 | 24 | 12 | 19 | 0 | 6 | 65 | 72.8 |
| at Weber State | 01-08-03 | 69-75 | L | 21-55 | .382 | 5-18 | .278 | 22-31 | .710 | 15 | 23 | 38 | 35.1 | 30 | 7 | 18 | 4 | 5 | 69 | 72.5 |
| BYU Cougars | | 1015 | | 329-701 | .469 | 82-221 | .371 | 275-374 | .735 | 136 | 356 | 492 | 35.1 | 322 | 193 | 215 | 44 | 93 | 1015 | 72.5 |
| Opponents | | 893 | | 299-753 | .397 | 56-213 | .263 | 239-344 | .695 | 162 | 294 | 456 | 32.6 | 321 | 139 | 215 | 33 | 84 | 893 | 63.8 |

Games played: 14
 Points/game: 72.5
 FG Pct: 46.9
 3FG Pct: 37.1
 FT Pct: 73.5

Rebounds/game: 35.1
 Assists/game: 13.8
 Turnovers/game: 15.4
 Assist/turnover ratio: 0.9
 Steals/game: 6.6
 Blocks/game: 3.1

2002-03 BYU MEN'S BASKETBALL
 BYU Cougars Opponent Game-by-Game (as of Jan 09, 2003)
 All games

OPPONENT STATISTICS

| Opponent | Date | Score | W/L | ---TOTAL--- | | --3-PTRS-- | | FT-FTA | | ----REBOUNDS---- | | | | PF | A | TO | Blk | Stl | Pts---Avg | |
|-----------------------|----------|-------|-----|-------------|------|------------|------|---------|------|------------------|-----|-----|------|-----|-----|-----|-----|-----|-----------|------|
| | | | | FG-FGA | Pct | 3FG-FGA | Pct | Pct | Off | Def | Tot | Avg | | | | | | | | |
| vs Toledo | 11/22/02 | 71-56 | W | 18-52 | .346 | 5-19 | .263 | 15-23 | .652 | 11 | 18 | 29 | 29.0 | 23 | 7 | 17 | 6 | 4 | 56 | 56.0 |
| vs Kansas State | 11/23/02 | 73-64 | W | 21-52 | .404 | 3-8 | .375 | 19-31 | .613 | 8 | 21 | 29 | 29.0 | 23 | 9 | 10 | 4 | 6 | 64 | 60.0 |
| vs St. Bonaventure | 11/25/02 | 66-57 | W | 18-64 | .281 | 6-17 | .353 | 15-22 | .682 | 16 | 20 | 36 | 31.3 | 24 | 7 | 11 | 2 | 8 | 57 | 59.0 |
| RICE | 11/30/02 | 95-56 | W | 18-54 | .333 | 3-16 | .188 | 17-22 | .773 | 14 | 17 | 31 | 31.3 | 22 | 8 | 24 | 2 | 7 | 56 | 58.2 |
| at Arizona State | 12-04-02 | 64-60 | W | 26-63 | .413 | 3-11 | .273 | 5-15 | .333 | 14 | 18 | 32 | 31.4 | 17 | 11 | 14 | 3 | 7 | 60 | 58.6 |
| at Creighton | 12-07-02 | 64-74 | L | 27-64 | .422 | 8-28 | .286 | 12-18 | .667 | 14 | 22 | 36 | 32.2 | 15 | 15 | 12 | 5 | 9 | 74 | 61.2 |
| SAN DIEGO | 12/11/02 | 64-49 | W | 14-42 | .333 | 4-18 | .222 | 17-23 | .739 | 11 | 21 | 32 | 32.1 | 22 | 7 | 24 | 3 | 5 | 49 | 59.4 |
| UTAH STATE UNIVERSITY | 12/14/02 | 66-56 | W | 21-51 | .412 | 0-5 | .000 | 14-20 | .700 | 13 | 19 | 32 | 32.1 | 24 | 12 | 14 | 2 | 4 | 56 | 59.0 |
| UC SANTA BARBARA | 12/21/02 | 69-56 | W | 19-52 | .365 | 6-23 | .261 | 12-17 | .706 | 11 | 20 | 31 | 32.0 | 24 | 8 | 17 | 0 | 4 | 56 | 58.7 |
| at Univ. of San Franc | 12/23/02 | 72-84 | L | 29-57 | .509 | 5-17 | .294 | 21-27 | .778 | 9 | 29 | 38 | 32.6 | 27 | 14 | 18 | 4 | 4 | 84 | 61.2 |
| SOUTHERN UTAH UNIVERS | 12/28/02 | 93-60 | W | 19-44 | .432 | 1-7 | .143 | 21-30 | .700 | 9 | 21 | 30 | 32.4 | 23 | 6 | 17 | 0 | 6 | 60 | 61.1 |
| PEPPERDINE | 01/02/03 | 84-68 | W | 20-58 | .345 | 7-21 | .333 | 21-29 | .724 | 13 | 23 | 36 | 32.7 | 26 | 11 | 13 | 0 | 7 | 68 | 61.7 |
| vs Oklahoma State | 01-04-03 | 65-78 | L | 26-51 | .510 | 3-8 | .375 | 23-31 | .742 | 9 | 19 | 28 | 32.3 | 24 | 14 | 11 | 2 | 10 | 78 | 62.9 |
| at Weber State | 01-08-03 | 69-75 | L | 23-49 | .469 | 2-15 | .133 | 27-36 | .750 | 10 | 26 | 36 | 32.6 | 27 | 10 | 13 | 0 | 3 | 75 | 63.8 |
| ----- | | | | | | | | | | | | | | | | | | | | |
| Opponents | | 893 | | 299-753 | .397 | 56-213 | .263 | 239-344 | .695 | 162 | 294 | 456 | 32.6 | 321 | 139 | 215 | 33 | 84 | 893 | 63.8 |
| BYU Cougars | | 1015 | | 329-701 | .469 | 82-221 | .371 | 275-374 | .735 | 136 | 356 | 492 | 35.1 | 322 | 193 | 215 | 44 | 93 | 1015 | 72.5 |

Games played: 14
 Points/game: 63.8
 FG Pct: 39.7
 3FG Pct: 26.3
 FT Pct: 69.5

Rebounds/game: 32.6
 Assists/game: 9.9
 Turnovers/game: 15.4
 Assist/turnover ratio: 0.6
 Steals/game: 6.0
 Blocks/game: 2.4

2002-03 BYU MEN'S BASKETBALL

BYU Cougars Game-by-Game Points-Rebounds-Assists (as of Jan 09, 2003)

All games

| Opponent | Date | Score | WL | 02 | 03 | 04 | 05 | 10 | 12 | 14 | 15 | 24 |
|-------------------------|----------|-------|----|------------|------------|------------|------------|------------|------------|------------|------------|-----------|
| | | | | HANSEN, TR | BIGELOW, M | LEMES, LUI | SHOFF, JAK | NASHIF, TE | ROBERTS, M | BOWER, RIC | ALLEN, JOH | WOODBERRY |
| vs Toledo | 11/22/02 | 71-56 | W | 22- 8- 5 | 12- 5- 3 | 0- 1- 0 | DNP | 3- 3- 1 | DNP | 10- 3- 1 | 5- 1- 1 | 5- 3- 1 |
| vs Kansas State | 11/23/02 | 73-64 | W | 19- 2- 2 | 18- 3- 4 | 0- 1- 1 | 0- 4- 0 | 3- 0- 0 | DNP | 7- 4- 2 | 5- 1- 0 | 2- 0- 3 |
| vs St. Bonaventure | 11/25/02 | 66-57 | W | 12-12- 1 | 11- 2- 2 | 0- 0- 0 | 2- 1- 0 | 2- 1- 2 | DNP | 4- 5- 1 | 5- 4- 0 | 8- 1- 2 |
| RICE | 11/30/02 | 95-56 | W | 9- 4- 4 | 19- 1- 2 | 7- 2- 2 | DNP | 10- 5- 5 | DNP | 3- 0- 0 | 2- 3- 1 | 10- 2- 0 |
| at Arizona State | 12-04-02 | 64-60 | W | 23- 1- 3 | 6- 2- 1 | 0- 0- 0 | 1- 2- 1 | 0- 2- 0 | DNP | 2- 0- 2 | 8- 3- 1 | 3- 4- 4 |
| at Creighton | 12-07-02 | 64-74 | L | 11- 2- 2 | 21- 6- 2 | 3- 1- 1 | 0- 0- 0 | 0- 2- 0 | DNP | 9- 1- 4 | 0- 1- 0 | 3- 0- 0 |
| SAN DIEGO | 12/11/02 | 64-49 | W | 17- 7- 3 | 10- 8- 5 | 0- 0- 1 | 4- 1- 0 | 0- 1- 1 | DNP | 0- 0- 0 | 3- 2- 0 | 8- 2- 0 |
| UTAH STATE UNIVERSITY | 12/14/02 | 66-56 | W | 13- 4- 1 | 13- 4- 0 | 0- 1- 0 | 3- 3- 2 | 0- 1- 0 | DNP | 8- 0- 1 | 0- 0- 0 | 12- 3- 6 |
| UC SANTA BARBARA | 12/21/02 | 69-56 | W | 19- 7- 5 | 11- 3- 0 | 0- 1- 0 | 0- 1- 0 | 9- 2- 3 | DNP | 9- 1- 4 | 4- 1- 1 | 2- 1- 1 |
| at Univ. of San Francis | 12/23/02 | 72-84 | L | 13- 5- 2 | 8- 4- 2 | DNP | 9- 3- 0 | 0- 1- 0 | DNP | 4- 3- 3 | 0- 0- 0 | 10- 2- 3 |
| SOUTHERN UTAH UNIVERSIT | 12/28/02 | 93-60 | W | 12- 1- 4 | 14- 0- 3 | 3- 1- 1 | 2- 3- 0 | 6- 0- 5 | DNP | 9- 5- 4 | 8- 1- 2 | 6- 2- 6 |
| PEPPERDINE | 01/02/03 | 84-68 | W | 17- 6- 5 | 12- 2- 3 | 6- 2- 1 | 15- 5- 1 | 0- 1- 3 | DNP | 2- 0- 2 | 4- 2- 1 | 5- 3- 4 |
| vs Oklahoma State | 01-04-03 | 65-78 | L | 14- 1- 3 | 11- 3- 2 | 0- 1- 0 | 0- 2- 1 | 2- 0- 1 | DNP | 9- 1- 2 | 2- 0- 0 | 7- 0- 1 |
| at Weber State | 01-08-03 | 69-75 | L | 12- 6- 1 | 7- 6- 1 | 0- 0- 0 | 0- 2- 0 | 3- 0- 0 | 6- 3- 0 | 10- 4- 0 | 4- 3- 1 | 6- 1- 3 |

| Opponent | Date | Score | WL | 32 | 40 | 52 | 55 |
|-------------------------|----------|-------|----|------------|------------|------------|------------|
| | | | | JEPSEN, BA | HOWARD, DA | JENSEN, JA | ARAUJO, RA |
| vs Toledo | 11/22/02 | 71-56 | W | 0- 0- 0 | 11- 2- 0 | 2- 1- 0 | 1- 5- 0 |
| vs Kansas State | 11/23/02 | 73-64 | W | 0- 0- 0 | 0- 2- 1 | 10- 5- 0 | 9- 4- 0 |
| vs St. Bonaventure | 11/25/02 | 66-57 | W | DNP | 0- 0- 0 | 15- 6- 0 | 7-10- 1 |
| RICE | 11/30/02 | 95-56 | W | 7- 2- 0 | 4- 0- 0 | 18- 5- 0 | 6- 8- 3 |
| at Arizona State | 12-04-02 | 64-60 | W | 0- 0- 0 | 0- 2- 0 | 12- 6- 1 | 9-11- 3 |
| at Creighton | 12-07-02 | 64-74 | L | 2- 1- 0 | 0- 0- 1 | 9- 3- 0 | 6-12- 1 |
| SAN DIEGO | 12/11/02 | 64-49 | W | 0- 1- 0 | 0- 0- 0 | 11- 4- 1 | 11- 4- 2 |
| UTAH STATE UNIVERSITY | 12/14/02 | 66-56 | W | 0- 0- 0 | 0- 0- 0 | 7- 3- 1 | 10- 7- 2 |
| UC SANTA BARBARA | 12/21/02 | 69-56 | W | DNP | 0- 0- 0 | 9- 5- 0 | 6- 5- 0 |
| at Univ. of San Francis | 12/23/02 | 72-84 | L | DNP | 0- 0- 0 | 4- 2- 0 | 24-17- 0 |
| SOUTHERN UTAH UNIVERSIT | 12/28/02 | 93-60 | W | 5- 3- 0 | 3- 2- 0 | 8- 2- 0 | 17- 7- 0 |
| PEPPERDINE | 01/02/03 | 84-68 | W | 0- 3- 0 | 0- 1- 0 | 4- 3- 1 | 19-11- 0 |
| vs Oklahoma State | 01-04-03 | 65-78 | L | 0- 0- 0 | 3- 1- 0 | 6- 2- 0 | 11-14- 2 |
| at Weber State | 01-08-03 | 69-75 | L | DNP | DNP | 2- 3- 0 | 19- 9- 1 |

2002-03 BYU MEN'S BASKETBALL
 BYU Cougars Game-by-Game Highs (as of Jan 09, 2003)
 All games

| Opponent | Date | Score | WL | POINTS | REBOUNDS | ASSISTS | STEALS | BLOCKED SHOTS |
|---------------------------|----------|-------|----|-----------------------------------|------------------|---|---|---|
| vs Toledo | 11/22/02 | 71-56 | W | 22-HANSEN, Travi | 8-HANSEN, Travi | 5-HANSEN, Travi | 2-WOODBERRY, Ke NASHIF, Terry | 1-ARAUJO, Rafae |
| vs Kansas State | 11/23/02 | 73-64 | W | 19-HANSEN, Travi | 5-JENSEN, Jared | 4-BIGELOW, Mark | 3-BIGELOW, Mark | 3-HOWARD, Dan |
| vs St. Bonaventure | 11/25/02 | 66-57 | W | 15-JENSEN, Jared | 12-HANSEN, Travi | 2-NASHIF, Terry BIGELOW, Mark WOODBERRY, Ke | 2-WOODBERRY, Ke NASHIF, Terry | 2-ARAUJO, Rafae |
| RICE | 11/30/02 | 95-56 | W | 19-BIGELOW, Mark | 8-ARAUJO, Rafae | 5-NASHIF, Terry | 3-ARAUJO, Rafae WOODBERRY, Ke | 1-HOWARD, Dan WOODBERRY, Ke HANSEN, Travi |
| at Arizona State | 12-04-02 | 64-60 | W | 23-Hansen, Travi | 11-Araujo, Rafae | 4-Woodberry, Ke | 2-Bower, Ricky | 3-Araujo, Rafae |
| at Creighton | 12-07-02 | 64-74 | L | 21-BIGELOW, Mark | 12-ARAUJO, Rafae | 4-BOWER, Ricky | 2-BOWER, Ricky | 1-JENSEN, Jared HOWARD, Dan BIGELOW, Mark ARAUJO, Rafae |
| SAN DIEGO | 12/11/02 | 64-49 | W | 17-HANSEN, Travi | 8-BIGELOW, Mark | 5-BIGELOW, Mark | 4-WOODBERRY, Ke | 2-HANSEN, Travi |
| UTAH STATE UNIVERSITY | 12/14/02 | 66-56 | W | 13-BIGELOW, Mark HANSEN, Travi | 7-ARAUJO, Rafae | 6-WOODBERRY, Ke | 1-WOODBERRY, Ke BOWER, Ricky SHOFF, Jake | 1-HANSEN, Travi BIGELOW, Mark ARAUJO, Rafae |
| UC SANTA BARBARA | 12/21/02 | 69-56 | W | 19-HANSEN, Travi | 7-HANSEN, Travi | 5-HANSEN, Travi | 1-HANSEN, Travi NASHIF, Terry BOWER, Ricky | 2-JENSEN, Jared |
| at Univ. of San Francisco | 12/23/02 | 72-84 | L | 24-ARAUJO, Rafae | 17-ARAUJO, Rafae | 3-BOWER, Ricky WOODBERRY, Ke | 3-ARAUJO, Rafae | 1-ARAUJO, Rafae |
| SOUTHERN UTAH UNIVERSITY | 12/28/02 | 93-60 | W | 17-ARAUJO, Rafae | 7-ARAUJO, Rafae | 6-WOODBERRY, Ke | 2-NASHIF, Terry | 1-NASHIF, Terry |
| PEPPERDINE | 01/02/03 | 84-68 | W | 19-ARAUJO, Rafae | 11-ARAUJO, Rafae | 5-HANSEN, Travi | 2-HANSEN, Travi WOODBERRY, Ke | 2-HANSEN, Travi |
| vs Oklahoma State | 01-04-03 | 65-78 | L | 14-Hansen, Travi | 14-Araujo, Rafae | 3-Hansen, Travi | 1-Bower, Ricky Araujo, Rafae Shoff, Jake Hansen, Travi Woodberry, Ke Nashif, Terry | None |
| at Weber State | 01-08-03 | 69-75 | L | 19-ARAUJO, Rafae | 9-ARAUJO, Rafae | 3-WOODBERRY, Ke | 2-WOODBERRY, Ke ARAUJO, Rafae | 1-ARAUJO, Rafae BIGELOW, Mark HANSEN, Travi BOWER, Ricky |

2002-03 BYU MEN'S BASKETBALL
 BYU Cougars High/Low Analysis (as of Jan 09, 2003)
 All games

BYU Cougars - TEAM GAME HIGHS

| | | |
|----------------------------|--------------|--|
| POINTS..... | 95 | vs RICE (11/30/02) |
| | 93 | vs Southern Utah University (12/28/02) |
| | 84 | vs Pepperdine (01/02/03) |
| | 73 | vs Kansas State (11/23/02) |
| | 72 | at Univ. of San Francisco (12/23/02) |
| FIELD GOALS MADE..... | 33 | vs RICE (11/30/02) |
| | 32 | vs Pepperdine (01/02/03) |
| FIELD GOAL ATTEMPTS..... | 63 | at Univ. of San Francisco (12/23/02) |
| | 59 | vs Pepperdine (01/02/03) |
| FIELD GOAL PERCENTAGE..... | .623 (33-53) | vs RICE (11/30/02) |
| | .580 (29-50) | vs Southern Utah University (12/28/02) |
| 3 PT FIELD GOALS MADE..... | 14 | vs Southern Utah University (12/28/02) |
| | 8 | vs Toledo (11/22/02) |
| 3 PT FG ATTEMPTS..... | 24 | vs Southern Utah University (12/28/02) |
| | 20 | vs UC Santa Barbara (12/21/02) |
| 3 PT FG PERCENTAGE..... | .615 (8-13) | vs Toledo (11/22/02) |
| | .583 (14-24) | vs Southern Utah University (12/28/02) |
| FREE THROWS MADE..... | 24 | vs Kansas State (11/23/02) |
| | 23 | at Univ. of San Francisco (12/23/02) |
| | 23 | vs UC Santa Barbara (12/21/02) |
| FREE THROW ATTEMPTS..... | 35 | at Univ. of San Francisco (12/23/02) |
| | 34 | vs Kansas State (11/23/02) |
| FREE THROW PERCENTAGE..... | .852 (23-27) | vs UC Santa Barbara (12/21/02) |
| | .846 (11-13) | at Creighton (12-07-02) |
| REBOUNDS..... | 46 | vs St. Bonaventure (11/25/02) |
| | 40 | vs Pepperdine (01/02/03) |
| | 40 | at Univ. of San Francisco (12/23/02) |
| ASSISTS..... | 25 | vs Southern Utah University (12/28/02) |
| | 21 | vs Pepperdine (01/02/03) |
| STEALS..... | 12 | vs RICE (11/30/02) |
| | 11 | vs San Diego (12/11/02) |
| BLOCKED SHOTS..... | 5 | vs UC Santa Barbara (12/21/02) |
| | 5 | at Arizona State (12-04-02) |
| | 5 | vs St. Bonaventure (11/25/02) |
| | 5 | vs Kansas State (11/23/02) |
| TURNOVERS..... | 23 | at Creighton (12-07-02) |
| | 21 | at Arizona State (12-04-02) |
| FOULS..... | 30 | at Weber State (01-08-03) |
| | 28 | at Univ. of San Francisco (12/23/02) |

2002-03 BYU MEN'S BASKETBALL
 BYU Cougars High/Low Analysis (as of Jan 09, 2003)
 All games

Opponent - GAME HIGHS

| | | |
|----------------------------|--------------|--------------------------------------|
| POINTS..... | 84 | at Univ. of San Francisco (12/23/02) |
| | 78 | vs Oklahoma State (01-04-03) |
| | 75 | at Weber State (01-08-03) |
| | 74 | at Creighton (12-07-02) |
| | 68 | vs Pepperdine (01/02/03) |
| FIELD GOALS MADE..... | 29 | at Univ. of San Francisco (12/23/02) |
| | 27 | at Creighton (12-07-02) |
| FIELD GOAL ATTEMPTS..... | 64 | at Creighton (12-07-02) |
| | 64 | vs St. Bonaventure (11/25/02) |
| FIELD GOAL PERCENTAGE..... | .510 (26-51) | vs Oklahoma State (01-04-03) |
| | .509 (29-57) | at Univ. of San Francisco (12/23/02) |
| 3 PT FIELD GOALS MADE..... | 8 | at Creighton (12-07-02) |
| | 7 | vs Pepperdine (01/02/03) |
| 3 PT FG ATTEMPTS..... | 28 | at Creighton (12-07-02) |
| | 23 | vs UC Santa Barbara (12/21/02) |
| 3 PT FG PERCENTAGE..... | .375 (3-8) | vs Oklahoma State (01-04-03) |
| | .375 (3-8) | vs Kansas State (11/23/02) |
| FREE THROWS MADE..... | 27 | at Weber State (01-08-03) |
| | 23 | vs Oklahoma State (01-04-03) |
| FREE THROW ATTEMPTS..... | 36 | at Weber State (01-08-03) |
| | 31 | vs Oklahoma State (01-04-03) |
| | 31 | vs Kansas State (11/23/02) |
| FREE THROW PERCENTAGE..... | .778 (21-27) | at Univ. of San Francisco (12/23/02) |
| | .773 (17-22) | vs RICE (11/30/02) |
| REBOUNDS..... | 38 | at Univ. of San Francisco (12/23/02) |
| | 36 | at Weber State (01-08-03) |
| | 36 | vs Pepperdine (01/02/03) |
| | 36 | at Creighton (12-07-02) |
| | 36 | vs St. Bonaventure (11/25/02) |
| ASSISTS..... | 15 | at Creighton (12-07-02) |
| | 14 | vs Oklahoma State (01-04-03) |
| | 14 | at Univ. of San Francisco (12/23/02) |
| STEALS..... | 10 | vs Oklahoma State (01-04-03) |
| | 9 | at Creighton (12-07-02) |
| BLOCKED SHOTS..... | 6 | vs Toledo (11/22/02) |
| | 5 | at Creighton (12-07-02) |
| TURNOVERS..... | 24 | vs San Diego (12/11/02) |
| | 24 | vs RICE (11/30/02) |
| FOULS..... | 27 | at Weber State (01-08-03) |
| | 27 | at Univ. of San Francisco (12/23/02) |

2002-03 BYU MEN'S BASKETBALL
 BYU Cougars High/Low Analysis (as of Jan 09, 2003)
 All games

BYU Cougars - GAME LOWS

| | | |
|----------------------------|--------------|--|
| POINTS..... | 64 | at Arizona State (12-04-02) |
| | 64 | at Creighton (12-07-02) |
| | 64 | vs San Diego (12/11/02) |
| | 65 | vs Oklahoma State (01-04-03) |
| | 66 | vs St. Bonaventure (11/25/02) |
| | 66 | vs Utah State University (12/14/02) |
| FIELD GOALS MADE..... | 19 | vs Utah State University (12/14/02) |
| | 19 | vs Oklahoma State (01-04-03) |
| FIELD GOAL ATTEMPTS..... | 42 | vs Utah State University (12/14/02) |
| | 42 | vs UC Santa Barbara (12/21/02) |
| FIELD GOAL PERCENTAGE..... | .365 (23-63) | at Univ. of San Francisco (12/23/02) |
| | .382 (21-55) | at Weber State (01-08-03) |
| 3 PT FIELD GOALS MADE..... | 1 | at Arizona State (12-04-02) |
| | 3 | vs San Diego (12/11/02) |
| | 3 | at Univ. of San Francisco (12/23/02) |
| | 3 | vs Pepperdine (01/02/03) |
| 3 PT FG ATTEMPTS..... | 7 | at Arizona State (12-04-02) |
| | 12 | vs San Diego (12/11/02) |
| 3 PT FG PERCENTAGE..... | .143 (1-7) | at Arizona State (12-04-02) |
| | .176 (3-17) | at Univ. of San Francisco (12/23/02) |
| FREE THROWS MADE..... | 11 | at Creighton (12-07-02) |
| | 11 | vs San Diego (12/11/02) |
| FREE THROW ATTEMPTS..... | 13 | at Creighton (12-07-02) |
| | 20 | vs San Diego (12/11/02) |
| FREE THROW PERCENTAGE..... | .550 (11-20) | vs San Diego (12/11/02) |
| | .654 (17-26) | vs Pepperdine (01/02/03) |
| REBOUNDS..... | 28 | vs Utah State University (12/14/02) |
| | 29 | vs UC Santa Barbara (12/21/02) |
| ASSISTS..... | 7 | at Weber State (01-08-03) |
| | 9 | vs St. Bonaventure (11/25/02) |
| STEALS..... | 3 | vs Utah State University (12/14/02) |
| | 3 | vs UC Santa Barbara (12/21/02) |
| BLOCKED SHOTS..... | 0 | vs Oklahoma State (01-04-03) |
| | 1 | vs Toledo (11/22/02) |
| | 1 | at Univ. of San Francisco (12/23/02) |
| | 1 | vs Southern Utah University (12/28/02) |
| TURNOVERS..... | 10 | vs Southern Utah University (12/28/02) |
| | 11 | vs Utah State University (12/14/02) |
| FOULS..... | 17 | vs San Diego (12/11/02) |
| | 19 | vs RICE (11/30/02) |
| | 19 | vs Utah State University (12/14/02) |

2002-03 BYU MEN'S BASKETBALL
 BYU Cougars High/Low Analysis (as of Jan 09, 2003)
 All games

Opponent - GAME LOWS

| | | |
|----------------------------|--------------|--|
| POINTS..... | 49 | vs San Diego (12/11/02) |
| | 56 | vs Toledo (11/22/02) |
| | 56 | vs RICE (11/30/02) |
| | 56 | vs Utah State University (12/14/02) |
| | 56 | vs UC Santa Barbara (12/21/02) |
| FIELD GOALS MADE..... | 14 | vs San Diego (12/11/02) |
| | 18 | vs Toledo (11/22/02) |
| | 18 | vs St. Bonaventure (11/25/02) |
| | 18 | vs RICE (11/30/02) |
| FIELD GOAL ATTEMPTS..... | 42 | vs San Diego (12/11/02) |
| | 44 | vs Southern Utah University (12/28/02) |
| FIELD GOAL PERCENTAGE..... | .281 (18-64) | vs St. Bonaventure (11/25/02) |
| | .333 (14-42) | vs San Diego (12/11/02) |
| | .333 (18-54) | vs RICE (11/30/02) |
| 3 PT FIELD GOALS MADE..... | 0 | vs Utah State University (12/14/02) |
| | 1 | vs Southern Utah University (12/28/02) |
| 3 PT FG ATTEMPTS..... | 5 | vs Utah State University (12/14/02) |
| | 7 | vs Southern Utah University (12/28/02) |
| 3 PT FG PERCENTAGE..... | .000 (0-5) | vs Utah State University (12/14/02) |
| | .133 (2-15) | at Weber State (01-08-03) |
| FREE THROWS MADE..... | 5 | at Arizona State (12-04-02) |
| | 12 | at Creighton (12-07-02) |
| | 12 | vs UC Santa Barbara (12/21/02) |
| FREE THROW ATTEMPTS..... | 15 | at Arizona State (12-04-02) |
| | 17 | vs UC Santa Barbara (12/21/02) |
| FREE THROW PERCENTAGE..... | .333 (5-15) | at Arizona State (12-04-02) |
| | .613 (19-31) | vs Kansas State (11/23/02) |
| REBOUNDS..... | 28 | vs Oklahoma State (01-04-03) |
| | 29 | vs Toledo (11/22/02) |
| | 29 | vs Kansas State (11/23/02) |
| ASSISTS..... | 6 | vs Southern Utah University (12/28/02) |
| | 7 | vs Toledo (11/22/02) |
| | 7 | vs St. Bonaventure (11/25/02) |
| | 7 | vs San Diego (12/11/02) |
| STEALS..... | 3 | at Weber State (01-08-03) |
| | 4 | vs Toledo (11/22/02) |
| | 4 | vs Utah State University (12/14/02) |
| | 4 | vs UC Santa Barbara (12/21/02) |
| | 4 | at Univ. of San Francisco (12/23/02) |
| BLOCKED SHOTS..... | 0 | vs UC Santa Barbara (12/21/02) |
| | 0 | vs Southern Utah University (12/28/02) |
| | 0 | vs Pepperdine (01/02/03) |
| | 0 | at Weber State (01-08-03) |
| TURNOVERS..... | 10 | vs Kansas State (11/23/02) |
| | 11 | vs St. Bonaventure (11/25/02) |
| | 11 | vs Oklahoma State (01-04-03) |
| FOULS..... | 15 | at Creighton (12-07-02) |
| | 17 | at Arizona State (12-04-02) |

2002-03 BYU MEN'S BASKETBALL
 BYU Cougars High/Low Analysis (as of Jan 09, 2003)
 All games

BYU Cougars - INDIVIDUAL GAME HIGHS

| | | |
|-------------------------------|---------------|---|
| POINTS..... | 24 | ARAUJO, Rafael at Univ. of San Francisco (12/23/02) |
| | 23 | Hansen, Travis at Arizona State (12-04-02) |
| | 22 | HANSEN, Travis vs Toledo (11/22/02) |
| | 21 | BIGELOW, Mark at Creighton (12-07-02) |
| | 19 | ARAUJO, Rafael at Weber State (01-08-03) |
| | 19 | ARAUJO, Rafael vs Pepperdine (01/02/03) |
| | 19 | HANSEN, Travis vs UC Santa Barbara (12/21/02) |
| | 19 | BIGELOW, Mark vs RICE (11/30/02) |
| | 19 | HANSEN, Travis vs Kansas State (11/23/02) |
| FIELD GOALS MADE..... | 11 | ARAUJO, Rafael at Univ. of San Francisco (12/23/02) |
| | 8 | ARAUJO, Rafael vs Pepperdine (01/02/03) |
| | 8 | ARAUJO, Rafael vs Southern Utah University (12/28/02) |
| | 8 | Hansen, Travis at Arizona State (12-04-02) |
| FIELD GOAL ATT..... | 20 | ARAUJO, Rafael at Univ. of San Francisco (12/23/02) |
| | 17 | HANSEN, Travis vs San Diego (12/11/02) |
| FG PCT (min 4 made)..... | 1.000 (6-6) | SHOFF, Jake vs Pepperdine (01/02/03) |
| | 1.000 (6-6) | JENSEN, Jared vs RICE (11/30/02) |
| 3 PT FG MADE..... | 4 | BIGELOW, Mark vs Southern Utah University (12/28/02) |
| | 4 | BIGELOW, Mark at Creighton (12-07-02) |
| 3 PT FG ATTEMPTS..... | 9 | WOODBERRY, Kevin at Univ. of San Francisco (12/23/02) |
| | 8 | BIGELOW, Mark at Creighton (12-07-02) |
| 3-PT FG PCT (min 3 made)..... | .667 (4-6) | BIGELOW, Mark vs Southern Utah University (12/28/02) |
| | .600 (3-5) | HANSEN, Travis vs Southern Utah University (12/28/02) |
| | .600 (3-5) | WOODBERRY, Kevin vs Utah State University (12/14/02) |
| | .600 (3-5) | BIGELOW, Mark vs Kansas State (11/23/02) |
| FREE THROWS MADE..... | 10 | HANSEN, Travis vs UC Santa Barbara (12/21/02) |
| | 8 | HANSEN, Travis vs St. Bonaventure (11/25/02) |
| FREE THROW ATT..... | 12 | HANSEN, Travis vs UC Santa Barbara (12/21/02) |
| | 10 | ARAUJO, Rafael at Weber State (01-08-03) |
| | 10 | HANSEN, Travis vs St. Bonaventure (11/25/02) |
| | 10 | BIGELOW, Mark vs Toledo (11/22/02) |
| FT PCT (min 6 made)..... | 1.000 (6-6) | BOWER, Ricky vs Utah State University (12/14/02) |
| | 1.000 (6-6) | NASHIF, Terry vs RICE (11/30/02) |
| | 1.000 (6-6) | HANSEN, Travis vs Toledo (11/22/02) |
| REBOUNDS..... | 17 | ARAUJO, Rafael at Univ. of San Francisco (12/23/02) |
| | 14 | Araujo, Rafael vs Oklahoma State (01-04-03) |
| ASSISTS..... | 6 | WOODBERRY, Kevin vs Southern Utah University (12/28/02) |
| | 6 | WOODBERRY, Kevin vs Utah State University (12/14/02) |
| STEALS..... | 4 | WOODBERRY, Kevin vs San Diego (12/11/02) |
| BLOCKED SHOTS..... | 3 | Araujo, Rafael at Arizona State (12-04-02) |
| | 3 | HOWARD, Dan vs Kansas State (11/23/02) |
| TURNOVERS..... | 8 | HANSEN, Travis vs St. Bonaventure (11/25/02) |
| FOULS..... | 5 | ROBERTS, Marc at Weber State (01-08-03) |
| | 5 | HANSEN, Travis at Weber State (01-08-03) |
| | 5 | Hansen, Travis vs Oklahoma State (01-04-03) |
| | 5 | JENSEN, Jared vs Pepperdine (01/02/03) |
| | 5 | JENSEN, Jared at Univ. of San Francisco (12/23/02) |
| | 5 | HANSEN, Travis at Univ. of San Francisco (12/23/02) |
| | 5 | HANSEN, Travis at Creighton (12-07-02) |
| | 5 | ARAUJO, Rafael vs Kansas State (11/23/02) |
| | 5 | ARAUJO, Rafael vs Toledo (11/22/02) |
| | 5 | JENSEN, Jared vs Toledo (11/22/02) |