



BYU Men's Basketball

Game Notes – @ New Mexico

2000-01 Mountain West Conference Tournament Champion • 2000-01 MWC Regular Season Co-Champion

25 Conference Championships • 19 NCAA Appearances • 8 NIT Appearances • 2 NIT Titles • 1 Eastman/Wooden Award Winner

BYU Takes First MWC Road Trip, Faces New Mexico Saturday at 1 p.m.

After starting the Mountain West Conference season with two home wins, BYU (12-3, 2-0) travels to New Mexico to face the Lobos (11-4, 1-0) Saturday at 1 p.m. in The Pit. The game is the featured MWC game of the week being televised by ESPN+Plus (KJZZ, channel 14 in Salt Lake City). The live radio broadcast can be heard on KSLNewsradio 1160 with Greg Wrubell and Mark Durrant calling the action on the Cougar Sports Network.

Up Next

BYU continues its road trip with an afternoon game at Air Force (6-9, 0-2) Monday. The Cougars and Falcons tip off at 2 p.m. MT in a SportsWest broadcast (KSL, channel 5 in Salt Lake City). BYU stays on road to face Utah on Jan. 28 before returning to the Marriott Center to host Wyoming on Feb. 2.

GAME FACTS (BYU Game 16)

Saturday, Jan. 19, 2002

BYU (12-3, 2-0) at New Mexico (11-4, 1-0)

The Pit [18,018] • Albuquerque, N.M. • 1 p.m. MT

Coaches: BYU, Steve Cleveland (79-60 in fifth year; same overall)
UNM, Fran Fraschilla (50-31 in third year; 170-90 in ninth year overall)

Series: BYU leads, 61-46

TV: ESPN+Plus (KJZZ, channel 14, in SLC)
Air Time: 1 p.m. MT
Play-by-Play: Rich Waltz
Game Analyst: Irv Brown

Radio: KSL Newsradio 1160 AM (Cougar Sports Network)
Pregame Air Time - Noon MT
Play-by-Play: Greg Wrubell
Game Analyst: Mark Durrant

BYU's Probable Starters:

Pos.	#	Name	Ht.	Wt.	Yr.	PPG	RPG
F	3	Mark Bigelow	6-7	190	So.	17.3	3.1
F	25	Eric Nielsen	6-9	215	Sr.	10.5	5.1
C	52	Jared Jensen	6-9	245	Fr.	8.9	3.8
G	2	Travis Hansen	6-6	210	Jr.	15.5	7.2
G	31	Matt Montague	6-0	190	Sr.	6.6	7.0 apg

BYU Reserves:

Pos.	#	Name	Ht.	Wt.	Yr.	PPG	RPG
G	20	Daniel Bobik	6-6	205	So.	8.4	3.0
G	22	Jimmy Balderson	6-6	200	Fr.	4.0	1.4
F	32	Bart Jepsen	6-9	235	So.	1.1	1.9
C	40	Dan Howard	7-0	225	So.	0.7	1.1
G	10	Terry Nashif	5-10	165	Fr.	0.5	0.7 apg
C	42	Jon Carlisle	6-10	260	So.	1.7	2.2
F	4	Jesse Pinegar	6-9	225	Fr.	0.4	0.6
G	12	Shawn Opunui (OUT/INJURY)	5-11	175	Fr.	1.5	2.8 apg

2001-02 Schedule/Results

Overall: 12-3 H: 10-0 A: 1-3 N: 1-0

MWC: 2-0 H: 2-0 A: 0-0

Date	Opponent (TV)	Time	
Nov. 6	EA Sports All-Stars (exhibition)	81-84	L
Nov. 10	London Leopards (exhibition)	90-70	W
Nov. 17	at Univ. of San Diego	70-59	W
Nov. 24	Arizona State (SWP/Fox Sports Ariz.)	82-70	W
Nov. 28	at UC Santa Barbara	58-68	L
Dec. 1	at Utah State (SWP)	81-90 (OT)	L
Dec. 5	Weber State	65-47	W
Dec. 8	Creighton (SWP)	61-52	W
Dec. 12	Fort Lewis (KBYU)	101-53	W
Dec. 15	University of Idaho (KBYU)	70-48	W
Dec. 22	v. Stanford in Las Vegas (ESPN)	81-76	W
Dec. 27	Cal State Northridge	84-70	W
Dec. 29	Southern Utah	79-58	W
Jan. 2	Univ. of San Francisco	84-70	W
Jan. 5	at Pepperdine (SWP, FSW2)	79-82 (OT)	L
Jan. 12*	San Diego State (SWP)	75-64	W
Jan. 15*	UNLV (SWP)	60-47	W
Jan. 19*	at New Mexico (ESPN+Plus)	1 p.m.	
Jan. 21*	at Air Force (SWP)	2 p.m.	
Jan. 28*	at Utah (ESPN)	10 p.m.	
Feb. 2*	Wyoming (ESPN+Plus)	1 p.m.	
Feb. 4*	Colorado State (SWP)	8:30 p.m.	
Feb. 9*	at UNLV	7:30 p.m.	
Feb. 11*	at San Diego State (SWP)	7:30 p.m.	
Feb. 16*	New Mexico (ESPN+Plus)	1 p.m.	
Feb. 18*	Air Force (SWP)	8:30 p.m.	
Feb. 23*	Utah (ESPN+Plus)	1 p.m.	
Feb. 28*	at Wyoming (SWP)	9 p.m.	
Mar. 2*	at Colorado State (SWP)	7 p.m.	
Mar. 7-9	at MWC Tournament in Las Vegas		

*Mountain West Conference game

All dates subject to changes

UNM Quick Facts:**General Info**

Location: Albuquerque, N.M.
 Founded: 1889
 Enrollment: 24,250
 Nickname: Lobos
 Colors: Cherry and Silver
 Home Arena: The Pit/Bob King Court (18,018)
 Conference: Mountain West
 Athletic Director: Rudy Davalos

Basketball Info

Head Coach: Fran Fraschilla
 Alma Mater: Brooklyn College (1980)
 Best time to call: Contact SID
 Office Phone: (505) 925-5750
 Overall Record (Years): 170-90 (9th year)
 Record at School (Years): 50-31 (3rd year)
 Assistant Coaches: Joe Dooley, Darren Savino,
 Rodney Belcher

2000-2001

Overall Record: 21-13
 Conf. Record/Finish: 6-8/T5th
 Final Ranking/Post Season Finish: NIT Third
 Round

2001-2002

Letterman Returning/Lost: 5/5
 Starters Returning/Lost: 3/2

Returning Starters (last year's stats)

Ruben Douglas, 6-4, 185, Jr., G (16.3 ppg, 5.8 rpg)
 Eric Chatfield, 6-3, 215, Sr., G (12.9 ppg, 3.9 rpg)
 Marlon Parmer, 6-2, 180, Jr., G (11.6 ppg, 4.0 rpg)

Media Relations

Basketball Contact: Bryan Satter
 Office: (505) 925-5528
 Home: (505) 830-9566
 Email: bsatter@unm.edu
 Fax: (505) 925-5529
 Press Row: (505) 925-5988

Athletics Web Site

www.golobos.com

Scouting UNM

New Mexico returns three starters from last year's 21-13 team that advanced to meet BYU in the 2001 MWC tournament title game. The Lobos are off to an 11-4 start and 1-0 conference mark after a 50-47 win over Air Force at home Monday. The Lobos played the game without starting point guard Marlon Parmer, who was sitting out a single-game suspension. New Mexico's backcourt combination of seniors Tim Lightfoot and Eric Chatfield and juniors Marlon Parmer, Ruben Douglas and Senque Carey have been touted among the best in the nation. Parmer led the conference in assists last year, Douglas was a second-team all-conference player, Chatfield averaged almost 13 ppg, Lightfoot is among the top-10 three-point shooters in school history, and Carey led the University of Washington in assists in each of his first two years there before transferring to Albuquerque. Parmer has the opportunity to become the 22nd player in school history to reach the 1,000 point mark for his career with a performance similar to last season when he scored 395 points (11.6 ppg) in 34 contests. He is averaging 13.7 ppg this year. Parmer is averaging 5.7 apg on the year, second in the Mountain West behind BYU's Matt Montague. Parmer has recorded 10 assists in a game on six separate occasions, and UNM is 5-1 in those contests. Parmer dished out 5.4 apg last year to lead the MWC. Senior guard Tim Lightfoot is a solid threat from three-point range. The Lobos' two freshmen have paid instant dividends this season, with Chad Bell and Jamaal Williams making the most of their opportunities to play at the Division I level. Williams, a 6-6 forward from Corona, Calif., is averaging 8.9 ppg and 5.7 rpg, totals which rank second and first, respectively in the Mountain West among freshmen. Williams has already recorded a double-double (12 points, 10 rebounds vs. Cal) and scored a career-high 20 points against Texas Southern. Bell, a 6-11 forward out of Inglewood, Calif., has started seven consecutive games and is averaging 5.1 ppg and 3.1 rpg on the season. He has a high-point game of 10 vs. Tennessee Tech and a high rebound game of seven, vs. Texas Southern. He blocks two shots per game. The duo is averaging 41 minutes per game between them. Patrick Dennehy set a career-high with 17 rebounds against Alcorn State in 28 minutes. UNM had an eight-game winning streak halted with its overtime loss to nationally ranked Gonzaga in its final game before MWC play. UNM's poor free-throw shooting helped Gonzaga avoid an upset with a 95-90 overtime victory in The Pit. The Lobos trailed by two in the final seconds, when Marlon Parmer drove the lane and hit a layup to knot the score at 78-78. Four seconds later, Bulldog star Dan Dickau was whistled for a player control foul and Gonzaga's Alex Hernandez was slapped with a technical foul for slamming the ball down in protest. Ruben Douglas missed both foul shots, however, and UNM could not get off a shot at the end of regulation. New Mexico head coach Fran Fraschilla is in his third season on the bench at UNM with a record of 50-31. The Lobos have been to postseason in each of Fraschilla's two seasons, advancing to the second round of the NIT in 2000 and the quarterfinals of the NIT in 2001. Overall, Fraschilla sports a mark of 170-90 in nine seasons at Manhattan (1993-96), St. John's (1996-98) and New Mexico.

NEW MEXICO LOBOS PROBABLE STARTERS

No.	Name	Pos.	Ht.	Wt.	Cl-Exp.	PPG	RPG
2	Marlon Parmer	G	6-2	182	Jr-2L	13.7	5.9
5	Ruben Douglas	G	6-5	200	Jr-1L	15.4	3.7
42	Eric Chatfield	G	6-3	215	Sr-1L	10.1	2.6
33	Patrick Dennehy	P	6-9	217	So-1L	10.1	7.7
1	Chad Bell	P	6-11	240	Fr-HS	5.1	3.1

Series Information

BYU has won four straight in the series, ending a four-game Lobo win streak. BYU won three times last year vs. the Lobos, including a 69-65 victory in Las Vegas to win the MWC tournament. BYU broke through last year with its first win in The Pit since Cleveland's first-year upset in 1998. New Mexico's last win in the series was a 78-74 win in Provo in 2000, which is BYU's last loss in the Marriott Center. BYU has won 30 straight at home since, the second-longest home winning streak in the nation.

Overall Series Record: BYU leads, 61-46

BYU Record in Provo: 36-13

BYU Record in Albuquerque: 21-30

BYU Record at Neutral Sites: 3-3

BYU Record under Steve Cleveland: 5-5

Longest BYU Win Streak: 14 (1950-57)

Longest New Mexico Win Streak: 5 (1996-98)

Largest BYU Margin of Victory: 30, 92-62 two times in 1955 and 1959

Largest New Mexico Margin of Victory: 42, 32-74 in 1997

Most Points Scored by BYU: 100 in 1979

Most Points Scored by New Mexico: 102 in 1987

New Mexico at BYU - Feb. 3, 2001

VISITORS: New Mexico 13-6, 3-3

#	Player	fg	fga	ft	fta	of	de	tot	pf	tp	a	to	blk	s	min		
04	WHITE, Wayland	f	5	8	4	6	7	9	1	3	4	3	2	1	0	27	
21	SMITH, Brian	c	1	0	0	2	4	0	3	3	4	4	0	0	0	21	
02	PARMER, Marlon	g	2	8	1	4	2	2	1	4	5	2	7	4	4	0	37
05	DOUGLAS, Ruben	g	4	11	1	5	0	0	1	2	3	1	9	0	5	0	34
42	CHATFIELD, Eric	g	3	6	1	4	2	4	0	1	1	0	9	3	3	0	24
10	LIGHTFOOT, Tim	g	5	8	2	5	3	5	0	2	2	5	15	0	2	0	18
31	JOHNSON, Zeke	g	3	0	0	1	2	0	2	2	2	3	0	1	0	15	
33	DENNEHY, Patrick	g	2	0	0	0	0	0	1	3	4	3	0	1	1	0	12
44	BROUSSARD, Alvin	g	0	1	0	0	0	0	2	2	2	2	0	0	0	0	14
TEAM																	
Totals.....		17	44	5	19	10	18	6	22	28	24	49	10	18	1	7	200

TOTALFG% 1st Half: 8-20 .400 2nd Half: 9-24 .375 Game: 386 DEADBALL
 3-Pt. FG% 1st Half: 2-9 .222 2nd Half: 3-10 .300 Game: 263 REBOUNDS
 F Throw % 1st Half: 5-10 .500 2nd Half: 5-8 .625 Game: 556 5

HOME TEAM: BRIGHAM YOUNG Cougars 16-6, 5-2

#	Player	fg	fga	ft	fta	of	de	tot	pf	tp	a	to	blk	s	min		
15	WESLEY, Mekeli	f	5	8	4	6	7	9	1	3	4	3	2	1	0	38	
25	NIELSEN, Eric	f	2	2	0	0	0	0	1	2	3	4	4	0	2	1	0
42	COOPER, Nathan	f	1	2	0	0	2	0	1	3	3	5	2	0	1	0	22
21	WHITING, Trent	g	3	7	0	1	3	5	0	3	3	3	9	1	3	0	29
24	LYDAY, Terrell	g	4	12	1	2	10	12	0	2	2	2	19	3	1	0	2
01	KNIGHT, Nate	g	1	2	0	0	0	0	1	1	1	1	2	0	1	1	2
20	BOBIK, Daniel	g	1	3	0	2	3	3	0	3	3	1	5	0	0	0	1
31	MONTAGUE, Matt	g	0	1	0	0	0	0	0	0	1	0	1	0	2	0	0
34	CHRISMAN, Jacob	g	0	0	0	1	2	0	1	1	0	1	0	0	2	0	5
TEAM																	
Totals.....		17	37	5	12	26	33	24	27	17	65	6	15	3	10	200	

TOTALFG% 1st Half: 11-19 .579 2nd Half: 6-18 .333 Game: 459 DEADBALL
 3-Pt. FG% 1st Half: 4-6 .667 2nd Half: 1-3 .167 Game: 417 REBOUNDS
 F Throw % 1st Half: 10-12 .833 2nd Half: 16-21 .762 Game: 788 2

Officials: Dick Cartmell, Bob Staffen, Jimmie Flores Technical fouls: -None. Attendance: 12756
 New Mexico 23 26 49
 BRIGHAM YOUNG Cougars 36 29 65

BYU at New Mexico - March 1, 2001

VISITORS: BYU Cougars 20-8, 9-4 MWC

#	Player	fg	fga	ft	fta	of	de	tot	pf	tp	a	to	blk	s	min		
15	WESLEY, Mekeli	f	6	11	1	1	12	16	3	5	8	3	25	0	1	0	31
25	NIELSEN, Eric	f	2	0	0	0	0	0	1	2	3	4	4	0	1	0	22
42	COOPER, Nathan	f	0	2	0	1	0	0	1	1	1	0	3	0	0	0	18
21	WHITING, Trent	g	3	13	1	4	2	2	2	8	10	4	9	2	0	0	2
24	LYDAY, Terrell	g	8	16	1	2	9	11	1	2	3	4	26	0	1	0	37
01	KNIGHT, Nate	g	2	4	0	0	3	5	2	5	7	1	7	1	2	0	1
20	BOBIK, Daniel	g	0	0	0	0	0	0	0	0	1	0	0	0	0	0	3
31	MONTAGUE, Matt	g	1	2	0	0	1	2	1	2	3	0	3	3	0	0	2
43	DAWES, Derek	g	0	1	0	0	0	0	2	2	0	2	0	0	1	0	0
TEAM																	
Totals.....		21	52	3	12	27	36	13	24	37	21	72	9	8	1	5	200

TOTALFG% 1st Half: 14-28 .500 2nd Half: 7-24 .292 Game: 404 DEADBALL
 3-Pt. FG% 1st Half: 1-6 .167 2nd Half: 2-6 .333 Game: 250 REBOUNDS
 F Throw % 1st Half: 5-7 .714 2nd Half: 22-29 .759 Game: 750 4

HOME TEAM: New Mexico Lobos 17-10, 6-7 MWC

#	Player	fg	fga	ft	fta	of	de	tot	pf	tp	a	to	blk	s	min		
04	WHITE, Wayland	f	2	3	0	0	0	0	1	1	5	4	0	0	0	0	0
21	SMITH, Brian	c	3	5	0	0	4	4	1	0	1	2	10	1	1	0	37
02	PARMER, Marlon	g	5	10	2	4	6	8	0	1	1	3	18	2	2	0	0
05	DOUGLAS, Ruben	g	6	10	2	3	6	3	3	2	0	2	9	1	2	0	0
42	CHATFIELD, Eric	g	1	5	0	2	4	7	0	3	3	2	6	4	3	1	0
10	LIGHTFOOT, Tim	g	1	3	0	1	0	0	0	0	0	1	2	0	1	0	0
22	BROUSSARD, Alvin	g	1	2	0	0	0	0	2	2	5	2	0	0	0	0	1
31	JOHNSON, Zeke	g	0	3	0	1	0	1	0	1	0	1	0	0	0	0	0
33	DENNEHY, Patrick	g	1	7	0	0	3	3	8	11	5	0	2	0	0	4	2
TEAM																	
Totals.....		20	48	4	11	23	28	6	23	29	25	67	10	9	6	3	200

TOTALFG% 1st Half: 12-25 .480 2nd Half: 8-23 .348 Game: 417 DEADBALL
 3-Pt. FG% 1st Half: 4-8 .500 2nd Half: 0-3 .000 Game: 364 REBOUNDS
 F Throw % 1st Half: 10-11 .909 2nd Half: 13-17 .765 Game: 821 3

Officials: Larry Stubing (R) Eddie Jackson/Mark McMullen (U) Technicals: -None. Attend: 17311
 BYU Cougars 34 38 72
 New Mexico Lobos 38 29 67

BYU vs. New Mexico - March 10, 2001

VISITORS: University of New Mexico 19-12, 6-8 MWC

#	Player	fg	fga	ft	fta	of	de	tot	pf	tp	a	to	blk	s	min		
04	WHITE, Wayland	f	5	9	0	0	1	2	1	2	3	5	11	2	2	3	2
21	SMITH, Brian	f	2	4	0	0	4	2	3	3	8	0	0	0	0	0	27
02	PARMER, Marlon	g	4	11	3	6	3	3	1	0	1	1	14	4	3	0	1
05	DOUGLAS, Ruben	g	4	13	3	9	3	4	2	3	5	4	14	2	2	0	0
42	CHATFIELD, Eric	g	2	8	0	2	1	4	4	3	7	2	5	0	2	0	1
10	LIGHTFOOT, Tim	g	3	6	1	3	0	0	1	1	1	7	0	3	0	0	16
22	BROUSSARD, Alvin	g	0	0	0	0	0	0	1	2	0	0	0	0	0	0	2
31	JOHNSON, Zeke	g	0	1	0	0	0	0	1	1	0	2	0	4	2	0	0
33	DENNEHY, Patrick	g	2	5	0	0	0	6	4	10	3	4	1	1	0	0	24
TEAM																	
Totals.....		23	58	7	21	12	18	19	17	36	19	65	9	13	3	4	200

TOTALFG% 1st Half: 11-30 .367 2nd Half: 12-28 .429 Game: 397 DEADBALL
 3-Pt. FG% 1st Half: 3-11 .273 2nd Half: 4-10 .400 Game: 333 REBOUNDS
 F Throw % 1st Half: 2-5 .400 2nd Half: 10-13 .769 Game: 667 2

HOME TEAM: BYU 24-8, 10-4 MWC

#	Player	fg	fga	ft	fta	of	de	tot	pf	tp	a	to	blk	s	min		
15	WESLEY, Mekeli	f	11	12	1	2	7	8	0	8	8	4	30	1	2	0	34
25	NIELSEN, Eric	f	2	4	0	1	3	4	0	2	2	5	4	0	1	1	0
21	WHITING, Trent	g	5	12	3	5	2	2	0	3	3	1	15	3	3	1	0
24	LYDAY, Terrell	g	4	9	1	2	2	2	3	4	11	5	4	1	0	0	37
31	MONTAGUE, Matt	g	0	1	0	0	0	0	1	1	2	0	4	2	0	1	15
01	KNIGHT, Nate	g	0	0	0	0	0	0	2	2	1	0	0	0	0	0	13
02	HANSEN, Travis	g	1	3	0	0	1	1	0	0	0	3	0	0	0	2	14
42	COOPER, Nathan	g	1	1	1	1	0	0	1	0	1	0	3	1	1	0	1
TEAM																	
Totals.....		24	42	6	11	15	17	3	20	23	17	69	14	14	3	6	200

TOTALFG% 1st Half: 13-25 .520 2nd Half: 11-17 .647 Game: 571 DEADBALL
 3-Pt. FG% 1st Half: 4-7 .571 2nd Half: 2-4 .500 Game: 545 REBOUNDS
 F Throw % 1st Half: 3-3 1.000 2nd Half: 12-14 .857 Game: 882 0

Officials: David Hall, Mark Reischling, Lonnice Dixon; Technical fouls: -None.
 University of New Mexico 27 38 65
 BYU 33 69

BYU Defeats New Mexico in Provo

PROVO, Utah (Feb. 3, 2001) — BYU defeated New Mexico 65-49 at the Marriott Center. The game began with Terrell Lyday scoring nine of BYU's first 15 points. Wesley joined Lyday in the scoring output, netting 10 of the Cougars next 12 points. Wesley jumped past Kresimir Cosic to eighth on the all-time scoring list at 1,522 points, on a three pointer with 5:20 remaining in the first half. Despite Wesley and Lyday's offensive output, the game was largely a defensive contest. BYU held New Mexico to 23 points in the first half on 40 percent shooting, the second lowest point total for the Lobos since the second game of the season versus Temple. The Cougars ended the first half leading 36-23. New Mexico remained in the game as they opened the second half with an 11-4 run. The run, led by Marlon Parmer, closed BYU to six. BYU reacted quickly, scoring 10 of the game's next 12 points, pushing their lead back to 16 at 52-36. New Mexico coach Fran Fraschilla credited the Cougars defense for the swing. Senior Nate Cooper had a strong night for the Cougars grabbing a season-high 8 rebounds. Wesley led BYU in scoring while Lyday added 19 points.

Cougars Edge Lobos in The Pit

ALBUQUERQUE, N. M. (March 1, 2001) – Led by Terrell Lyday and Mekeli Wesley, BYU defeated New Mexico 72-67 Thursday in The Pit to improve to 20-8 overall and 9-4 in Mountain West Conference play. Earning their second straight 20-win season, the Cougars earned their second conference road win of the season. The one-two punch of Lyday and Wesley provided the bulk of BYU's scoring while the timely plays of reserves Matt Montague and Nate Knight helped seal the win. Lyday finished with a game-high 26 points and Wesley added 25 with eight rebounds to pace the Cougars. Montague played 26 minutes after only getting a combined seven minutes in the prior two games. After an effective first half, Montague started the second half and immediately made BYU coach Steve Cleveland look good for the move, making a steal and finding Terrell Lyday ahead for the fast-break bucket. Montague also converted a critical basket just before the shot clock expired. "Matt (Montague) has the best attitude in the world, whether he plays five minutes or 25," Cleveland said. "I challenged Matt and he had a big, big game for us. His teammates gave him a standing ovation in the locker room." Like Montague, Knight had his number called more often and responded with some big plays. The 6-10 senior played a season-high 20 minutes, recording season bests with seven points and seven rebounds. After a Montague free throw put BYU up two points at 67-65 with 31.7 seconds remaining, Knight retrieved the Montague miss on the second attempt, which resulted in Lyday connecting on two free tosses. Knight then drew a charge from the Lobos' Marlon Palmer on the defensive end to take away any chance of a New Mexico rally. Trent Whiting had a tough night from the floor, going 3-13, but pulled down a career-high 10 rebounds to lead the Cougars. He finished with nine points with two assists. Nathan Cooper and Montague shared team-high assist honors with three assists each. Ruben Douglas scored 20 points to lead New Mexico, while Palmer added 18 and Brian Smith contributed 10. Patrick Dennehy had a game-high 11 rebounds. BYU swept the season series with the Lobos for the first time since 1995 and has won three straight vs. New Mexico for the first time in 10 years.

BYU Wins MWC Tournament Title at the Thomas & Mack

LAS VEGAS (March 10, 2001) – Trent Whiting nailed two clutch free throws with 4.6 seconds remaining to seal a 69-65 victory over New Mexico

2001-02 BYUQuick Facts**General Information**

Location: Provo, Utah 84602
 Enrollment: 30,069 (Daytime)
 Founded: Oct. 15, 1875, by The Church of Jesus Christ of Latter-day Saints
 Colors: Blue, White and Tan
 Elevation: 4,553 feet
 Nickname: Cougars
 Mascot: Cosmo
 Affiliation: NCAADivision I
 Conference: Mountain West
 President: Merrill J. Bateman (Utah, '60)
 Athletic Director: Val Hale (BYU, '81)
 Ticket Office Phone: (801) 378-BYU1 or 1-800-322 BYU1

Basketball Information

Head Coach: Steve Cleveland (UC-Irvine, '76)
 Office Phone: (801) 378-3612
 Best time to call: Contact SID
 Record at BYU: 79-60, 5th year
 Career (4-year schools): same
 Associate Head Coach: Dave Rose (Houston, '83),
 Asst. Coaches: Andy Toolson (BYU, 1990); John Wardenburg (BYU, 1986)
 Director of Basketball Operations: Nate Call (BYU, '93),
 Trainer: Steve Pincock
 Arena: Marriott Center (22,700)
 2000-01 Record: 24-9
 2000-01 MWC Record: 10-4, T-1st
 2001 MWC Tournament Champions
 Postseason: NCAA first round
 Final National Ranking: N/A
 Starters Returning/Lost: 1/4
 Letterwinners Returning/Lost: 8**/9

*includes Mark Bigelow, a starter returning from a previous season, not last year's team.

**includes sophomore Jacob Chrisman, who has announced plans to redshirt the season to play baseball but could return.

Media Relations

Media Relations Contact: Brett Pyne
 Office Phone: (801) 378-4912
 Home Phone: (801) 796-6867
 Media Relations Mailing Address:
 30 SFH, Provo, UT, 84602-2239
 Media Relations FAX: (801) 378-3520
 Press Box Phone: (801) 378-3675
 Website: www.byucougars.com

Cougars Claw Their Way to Win over UNLV Tuesday

PROVO, Utah (January 15, 2002) – A stingy second half defense and some timely shooting helped the BYU Cougars knock off a feisty UNLV team 60-47. BYU has now won 30 straight at home, the second-longest streak in the nation. BYU found itself down 26-22 at the half, its largest deficit after a half this season. But the Cougars came out strong in the second half. The Cougars quickly took the lead and held off several attempted runs by UNLV. BYU outscored UNLV 38-21 in the second half to take the game from the Rebels. "It's a good thing that we were playing at home and not in Las Vegas," head coach Steve Cleveland said. "The positive point is when you don't do your best and win it's a good thing." Mark Bigelow led the Cougars with 16 points, 15 coming in the second half. Bigelow hit a three pointer at the beginning of the second half, setting a new BYU record with 22 consecutive games with at least one three pointer. Terrell Lyday previously held the record with 21 straight, all coming in the 2000-2001 season. While Bigelow provided the second half scoring, the game might have been decided on the glass. BYU dominated UNLV in rebounding, holding a 39-22 edge. Freshman Jared Jensen led the team with seven rebounds, and Travis Hansen and Matt Montague each had six. "We did a good job on the boards and played a good 20 minutes in the second half," Cleveland said. UNLV played tough, physical defense throughout the game, forcing the Cougars out of their natural flow. Especially in the first half, BYU had trouble holding onto the ball, turning it over 13 times. "It was obvious that UNLV came in with a great game plan," Cleveland said. "They had a great defensive plan of just pressuring us and you have to give them credit for taking us out of what we wanted to do." UNLV head coach Charlie Spoonhour knew he had his chance with BYU not on top of its game tonight. But the Cougars played well enough to win in the second half. "I think if you're ever going to have a chance to beat BYU, this would be the night," Spoonhour said. Daniel Bobik, who hit a key three pointer late in the second half, was perfect from the free throw line again, hitting two in the final minute. Bobik now has 22 straight, just 10 short of the all-time BYU record. Dalron Johnson led UNLV with 18 points on 8-12 shooting. Johnson also blocked two shots before fouling out in the final minute.

UNLV Game Notables

Daniel Bobik has now made 22 straight free throws after he made two in the final minute of play to ice the game. He is only 10 free throws short of the record. Bobik had not taken a free throw in the last four games.

BYU only had 22 points in the first half, a season low. The Cougars only scored 26 against Creighton in the first half, the previous low, but went on to win the game. BYU trailed at the half for only the second time this season, the first time coming when BYU trailed Stanford 41-40 at the half.

UNLV's 47 points in the game equals a BYU opponent low this year. BYU also held Weber State to 47 points earlier in the season. BYU's defense tightened up in the second half to hold the Rebels to only 21 points after the break.

Turnovers plagued the Cougars throughout the game, with BYU committing a season-high 20 turnovers. The Cougars also committed 20 against Southern Utah. BYU was coming off a season-best eight turnovers Saturday vs. San Diego State.

After suffering a significant rebound deficit Saturday vs. San Diego State (44-28), BYU dominated the glass vs. the Rebels, holding a 39-22 edge in rebounds. Jared Jensen had a team-high 7 rebounds while guards Matt Montague and Travis Hansen each added 6 rebounds.

BYU Defense

BYU held San Diego State to 37 percent shooting and UNLV to 39 percent. The Cougars have held nine opponents this year below 40 percent shooting while only two teams have shot better than 45 percent against BYU (Arizona State, .462; Utah State, .509).

BYUOffense

BYU's offense has struggled a bit of late. BYU shot 43 percent from the floor vs UNLV. On the year, BYU is just out of the top 25 nationally with a 47.6 field goal percentage and has shot 45 percent or better in 11 of 15 games but the Cougars have only reached that percentage once (vs. SDSU) in its last four games.

Perimeter Shooting Woes/Post Plays Cavalry

BYU's three wing players, starters Travis Hansen and Mark Bigelow and sixth man Daniel Bobik have struggled from the floor of late. Over the last four games only Hansen is shooting over 40 percent (19-46 (.413)) while Bigelow is 16-46 (.348) and Bobik is 6-26 (.231). BYU's post players have come to the rescue somewhat, with Nielsen scoring in double figures in all four games and Jensen in two of the four games. Bart Jepsen added a career-best seven points vs. SDSU.



MWC STANDINGS

Team	MWC	Overall
BYU	2-0	12-3
Utah	2-0	12-3
Wyoming	2-0	11-4
New Mexico	1-0	11-4
UNLV	1-3	8-6
Colorado State	0-1	8-7
San Diego State	0-2	10-6
Air Force	0-2	6-9

MWC Players of the Week

Nov. 19	Joel Gerlach (So., F), Air Force
Nov. 26	Ruben Douglas (Jr., G), New Mexico
Dec. 3	Tony Bland (Jr., G), San Diego State
Dec. 10	Al Faux (Sr., G), San Diego State
Dec. 17	Dalron Johnson (Jr., F), UNLV
Dec. 24	Eric Nielsen (Sr., F), BYU
Dec. 31	Marcus Banks (Jr., G), UNLV
Jan. 7	Travis Hansen (Jr., G), BYU
Jan. 14	Randy Holcomb (Sr. F), SDSU

Preseason MWC Poll (Media)

1. Wyoming
2. Utah
3. New Mexico
4. San Diego State
5. UNLV
6. BYU
7. Colorado State
8. Air Force

LAST YEAR'S MWC STANDINGS

Team	MWC	Overall
1. BYU	10-4	24-9
Wyoming	10-4	20-10
Utah	10-4	19-12
4. UNLV	7-7	16-13
5. New Mexico	6-8	21-13
Colorado State	6-8	15-13
7. San Diego State	4-10	14-14
8. Air Force	3-11	8-21

Hansen Named MWC Player of the Week on Jan. 7

COLORADO SPRINGS, Colo. (Jan. 7, 2002) – BYU junior forward Travis Hansen has been named the Mountain West Conference Men's Basketball Player of the Week after averaging a double-double last week in BYU's two games. Hansen, from Orem, Utah (Utah Valley State College) averaged 19.5 points and 11.5 rebounds while BYU defeated San Francisco and lost in overtime at Pepperdine. The Cougar guard shot 48 percent from the field (13-of-27) and was perfect from the free throw line (14-of-14). "Travis is very deserving," BYU coach Steve Cleveland said. "He had a special performance at Pepperdine. He just competed like a lion. He was a warrior out there who carried us on his shoulders." In the 84-70 win vs. San Francisco, Hansen scored nine points, grabbed six rebounds, had two assists, one block and one steal in 27 minutes. Against Pepperdine, he collected his team-leading third double-double of the year with 30 points and 17 rebounds in the 82-79 overtime loss. He went 10-of-19 from the floor and 10-of-10 from the line while adding two assists and one steal in 42 minutes. He set career highs during the game in points, defensive rebounds, total rebounds, field goals made, field goals attempted, free throws made, free throw percentage, and minutes played. Hansen's 17 boards tops his previous high of 15 rebounds set earlier this year and are the most by a Cougar since Brett Applegate had 17 rebounds in December 1983. This is Hansen's first player of the week honor of his career and the second awarded to a Cougar this season. BYU senior forward Eric Nielsen earned the honor on Dec. 24. "It's a nice honor for me and the team," Hansen said. "I think it reflects how we have played as a team during the preseason. Obviously it would be a lot sweeter had we won the game at Pepperdine, but it is something to build upon entering our conference games."

Nielsen Earns MWC Player of the Week Award after Stanford Victory

COLORADO SPRINGS, Colo. (Dec. 24, 2001) - BYU senior forward Eric Nielsen was named the Mountain West Conference Men's Basketball Player of the Week Monday after leading the Cougars to an 81-76 upset of 13th-ranked Stanford Saturday at the Las Vegas Showdown. It was Nielsen's first player of the week honor of his career. Nielsen, from Fremont, Calif. (Irvington HS) scored a career-high 29 points after making 11-of-16 shots from the floor (68.8 percent), including 2-for-2 from three-point range. He was also a perfect 5-for-5 from the free throw line and grabbed six rebounds, while dishing out two assists. Nielsen's two treys marked a career best and equaled the total number of threes he's made in the past two years combined. Nielsen scored 17 points in 18 first-half minutes, keeping BYU within one at intermission, 41-40. He added 12 points in the second half and helped the Cougars rebound Stanford, holding the Cardinal nine boards their season average. Nielsen also set career highs with the 16 field goal attempts, 11 field goals made and free throw percentage (1.000).

Cleveland in Conference Openers

BYU won its conference opener for the third straight season. BYU is 4-1 in conference openers under Steve Cleveland. BYU won also defeated San Diego State at home to open the MWC season last year and won at UNLV in 1999-2000. In Cleveland's first year BYU opened on the road at Tulsa with a win. The lone opening loss in the last five years was at Utah in 1998-99.

Cleveland in Conference Game 2s

Cleveland's teams have opened 2-0 the past two seasons after going 1-1 in his first three seasons. BYU defeated SDSU and UNLV at home to start league play each of the past two seasons.

Cleveland in Conference Game 3s

Cleveland's teams have been 2-1 after three games in each of Cleveland's four prior seasons at BYU. The Cougars won game three at home vs. Wyoming in 1998, finished the sweep of a SDSU-Hawaii road trip on a last second three-pointer by Mekeli Wesley in Honolulu in 1999, defeated Wyoming at home in 2000 and lost at Colorado State (60-55) last year. BYU has opened 2-2 in 1998 and 2001 and was 3-1 in 1999 and 2000.

Cleveland in Conference Games Overall

With the win over UNLV Tuesday, BYU coach Steve Cleveland evened his overall conference record to 29-29. He is 19-11 (.633) in MWC games.

Biggest Crowd in Two Years

Attendance vs San Diego State in the MWC opener was 19,411, the largest Marriott Center crowd since Jan. 15, 2000 when 22,580 showed up to see BYU play Utah. The largest crowd last season was 19,098, also against Utah.

BYU Margin of Victory/Defeat:

	Wins	Losses
1 point		
2 points		
3 points		1
4 points		
5 points	1	
6 points		
7 points		
8 points		
9 points	1	1
10 points		1
11 points	1	
12 points	1	
13 points	2	
14 points	2	
15 points		
16-19 points	1 (18)	
20-24 points	2 (21, 22)	
25-29 points		
30-plus points	1 (48)	

BYU's record when ...

BYU leads at half	10-3
Opponent leads at half	2-0
Score tied at half	0-0
BYU leads with 5 minutes left	12-2
Opponent leads with 5 min. left	0-1
BYU leads with 1 minute left	12-0
Opponent leads with 1 min. left	0-2
Score tied with 1 minute left	0-1
Game goes into overtime	0-2
BYU out rebounds opponent	11-1
Opponent out rebounds BYU	1-1
BYU and opponent tie in rebounds	0-1
BYU shoots 50 % or better	3-0
Opponent shoots 50 % or better	0-1
BYU out shoots opponent	11-1
Opponent out shoots BYU	1-2
BYU scores 60 or more points	12-2
Opponent scores below 60 points	8-0

Getting out of the Gate

BYU has played well in the first half this year, with the exception of Tuesday's game vs. UNLV when BYU scored a season low 22 points and shot 38 percent. BYU has led at the half in 13 of 15 games this season, trailing UNLV (26-22) and Stanford (41-40). BYU is outscoring its opponents in the first half 525-408 (35.0 - 27.2). The Cougars have scored more points in the second half but also yield more points. BYU has outscored its opponents 570-478 in the second half (38.0 - 33.3). Making up for its poor offensive first half vs. UNLV, the Cougars rebounded in the final 20 minutes to score its average of 38 points, shoot 48 percent and hold the Rebels to only 21 second half points. BYU has been outscored 28-16 (14.0 - 8.0) in two overtime periods this year.

Shooting Numbers

BYU is shooting 49.2 percent in its 12 victories and 42 percent in its three losses. The Cougars are shooting .499 at home and .434 on the road. BYU shot 45 percent vs. SDSU, the 11th time this year BYU has shot at least 45 percent. BYU has shot 50 percent or better three times this year and is making 47.6 percent from the floor overall.

From Three-Point Range

BYU is shooting 40.2 percent on threes. BYU made eight three pointers in the first half (season best) and totaled 11 for the game (tying a season high) vs. Southern Utah. Since that outing, BYU has not made more than five threes in a game over the last four contests. The Cougars also had 11 three pointers against Idaho. BYU attempted a season-high 22 threes vs Southern Utah. Mark Bigelow made five treys vs. SUU. Bobik has also made five threes in a game, going 5-7 vs. Idaho. On the year, seven Cougars have made a three-point shot. Mark Bigelow has made a team-high 36 threes (.438) and has made a three in all 15 games this year and a BYU-record 22 straight dating back to his freshman season. Travis Hansen (.435) and Daniel Bobik (.392) have each made 20 threes.

One-Two Scoring Punch

BYU's Mark Bigelow and Travis Hansen are the Cougars one-two scoring punch. Both players have had a 30-point scoring game with Bigelow totaling 31 vs. Arizona State and Hansen having a 30-point performance at Pepperdine. Bigelow has reached double figures in 14 of 15 games after nine points in the season-opener at San Diego and Hansen has been double-digits in 12 of 15 games. Bigelow scores 17.3 ppg and Hansen 15.5 ppg on the year.

Other Scoring Options

The Cougars have five players scoring at least 8.4 points per game. After leaders Mark Bigelow (17.3) and Travis Hansen (15.5), senior Eric Nielsen averages 10.5 ppg and has scored a career-high 29 points vs. Stanford. Freshman center Jared Jensen is averaging 8.9 ppg and had a career-high 17 points vs. SDSU. Reserve guard Daniel Bobik is adding 8.4 ppg off the bench and has twice scored highs of 17 points. In addition, freshman guard Jimmy Balderson has twice reached double figures with a high of 19 points while point guard Matt Montague has reached double digits three times, including a season-high 12 points at Pepperdine (he had 11 points at San Diego and vs. USF).

Numbers at the Line

BYU is shooting 78.9 percent from the line for the year. Last year, BYU led the nation at 78 percent from the line. This year the Cougars are ranked second in the latest NCAA rankings (Dec. 17). Seven Cougars are shooting 70 percent or better from the free throw line and three are making 80 percent or better. Daniel Bobik makes a team-leading 92.9 percent (No. 1 among MWC players), followed by Mark Bigelow (.877), Jared Jensen (.800), Travis Hansen (.795), Matt Montague (.760), Dan Howard (.750), and Eric Nielsen (.735) All players averaging double-digit minutes shoot better than 73 percent.

In the Polls

BYU received four votes (T44th with Utah) in this week's AP poll. Wyoming had 5 votes (43rd). BYU did not receive votes in this week's ESPN/USA Today Coaches Poll.

Ranked Opponents

BYU's win this year over then No. 13 Stanford in Las Vegas was the Cougars' first win over a top-20 team since upsetting No. 15 New Mexico (83-62) in The Pit in February 1998. Last year BYU lost to No. 13 USC, 70-67, at the Yahoo Sports Invitational in Laie, Hawaii, after leading by 18 at the half, 41-23. BYU played at No. 4 Arizona on Dec. 1, 1999 but lost 86-62 after a late Arizona run in the final eight minutes. BYU took No. 11 Arizona to overtime in Provo on Nov. 24, 1998, before losing 78-74. BYU nearly won in regulation, but Arizona's Jason Terry hit a three-pointer to send the game to overtime.

2001-02 BYU Starting Lineups

Opp.	PG	SG	SF	PF	C
@USD	Montague	Hansen	Bigelow	Nielsen	Howard
ASU	Montague	Hansen	Bigelow	Nielsen	Jensen
@UCSB	Montague	Hansen	Bigelow	Nielsen	Jensen
@USU	Montague	Hansen	Bigelow	Nielsen	Jensen
WSU	Montague	Hansen	Bigelow	Nielsen	Jensen
CU	Montague	Hansen	Bigelow	Nielsen	Jensen
FLC	Montague	Hansen	Bigelow	Nielsen	Jensen
Idaho	Montague	Hansen	Bigelow	Nielsen	Jensen
v.Stanford	Montague	Hansen	Bigelow	Nielsen	Jensen
CSUN	Montague	Hansen	Bigelow	Nielsen	Jensen
SUU	Montague	Hansen	Bigelow	Nielsen	Jensen
USF	Montague	Hansen	Bigelow	Nielsen	Jensen
@Pepp	Montague	Hansen	Bigelow	Nielsen	Jensen
SDSU	Montague	Hansen	Bigelow	Nielsen	Jensen
UNLV	Montague	Hansen	Bigelow	Nielsen	Jensen

BYU Starting Lineup Record

Montague, Hanen, Bigelow, Nielsen, Jensen11-3
 Montague, Hanen, Bigelow, Nielsen, Howard1-0

Coaching Staff Additions

Former BYU player Andy Toolson and Pine View High School (St. George, Utah) coach John Wardenburg were hired as assistant coaches in May. Toolson joins Cleveland's staff after an 11-year professional career in Europe and the NBA, while Wardenburg comes to BYU with 11 years of coaching experience at the high school and junior college level. Former assistant coach Nathan Call was named director of basketball operations. Associate Head Coach Dave Rose remains in that capacity.

Toolson New Addition

BYU assistant coach Andy Toolson and his wife Holly had their fifth child Jan. 3 with the birth of a baby boy. Tanner is the fourth boy to join the Toolson family. Toolson did not attend BYU's game at Pepperdine while staying home with his wife and new baby.

Bigelow Sets Three-Point Mark

Tuesday against UNLV, Mark Bigelow connected from behind the arc for the 22nd straight game dating back to his freshman season, a new BYU record. Terrell Lyday previously held the record with 21, all coming in the 1999-2000 season. Lyday's 21 games is still the single-season consecutive games record for BYU. Bigelow has the third-longest single season mark at 15 games. He can equal BYU assistant coach Andy Toolson on the single-season list by making a three at New Mexico. Toolson made a three in 29 of 30 games as a senior in 1990, with streaks of 16 and 13 games. He didn't make a three vs. Wyoming. Bigelow has made a three in 37 of the 41 games he has played.

Streaks

BYU has won two straight games. BYU had a season-best eight-game winning streak halted at Pepperdine. The eight straight wins was the longest streak since the 1992-93 team won 13 in a row. Coach Cleveland's teams have had six five-game streaks over the last three seasons, which they twice extended it to six games before the most recent streak was extended to eight games. After opening the season with a win at the University of San Diego, BYU has lost its last three true away games (not including Stanford win on a neutral court) against Utah State (OT), UCSB, and Pepperdine (OT). BYU's longest losing streak this year is two games.

Player Streaks

In addition to Mark Bigelow's 22 straight games with a trey, Daniel Bobik has made 22 consecutive free throws dating to his last miss vs. Arizona State. The BYU record is 32 set by Michael Smith. Travis Hansen has the longest free throw streak of the season, reaching 23 straight makes from the line until missing on his fourth attempt last Saturday vs. SDSU.

Home Winning Streak

BYU has a 30-game home court winning streak. The streak, which is a school record topping the 24 straight won between March 1994 and Jan. 1996, is the second-longest current streak in the nation behind Detroit's 37 straight wins at home. BYU is 10-0 this year and was a perfect 15-0 in the Marriott Center last season. BYU's last loss in the Marriott Center was on Feb. 17, 2000 when New Mexico edged the Cougars 78-74. BYU has won 12 straight at home over MWC teams.

Cougars Tough on Nonconference Foes

BYU has defeated 26 straight nonconference opponents in the Marriott Center. The last non-league foe to win in Provo was the California Bears, who edged BYU 71-70 on Dec. 19, 1998. BYU has a 32-6 home record against nonconference teams under Steve Cleveland. BYU is 25-0 vs. non-MWC teams at home since the conference was founded in 1999. The Cougars are the only MWC team with an unbeaten home nonconference mark.

From the Training Room

Starting point guard Matt Montague broke his nose during practice on Christmas day. He has not missed any playing time. Reserve point guard Shawn Oponui will be out for approximately another month. He reinjuring his left thumb vs. Idaho (torn ligaments) and just got out of a hard cast this week. He originally suffered ligament damage in his thumb while playing three minutes at Utah State on Dec. 1. He will be in a splint for several weeks and then undergo more therapy.

Hitting the Glass

After being out boarded for only the second time this year vs. SDSU, BYU rebounded, literally and figuratively, pulling down 39 boards to UNLV's 22. The Aztecs pulled down 44 rebounds to BYU's 28. The 28 boards was BYU's second-lowest total of the year. BYU's low was 24 at Utah State, when BYU was out boarded 35-24. The Cougars and UCSB each had 35 rebounds. BYU has had the rebounding edge in 12 of 15 games, earning a 11-1 record when winning the battle of the boards. Overall, BYU averages 36.3 rebounds while its opponents grab on average 30.9. BYU out boarded Fort Lewis, 47-17. BYU's 42-26 rebounding advantage over ASU was the third worst margin suffered by ASU coach Rob Evan's in his coaching career and his worst at ASU. BYU has been getting a good effort on the boards from the guard line. Shooting guard Travis Hansen leads the team (7.2) and point guard Matt Montague is third at 4.7 rebounds per game. Hansen has had highs of 17 and 15 rebounds. Montague had a team-leading eight rebounds vs. SDSU and has grabbed six or more rebounds in six of the last seven games.

BYU Opponent 2001-02 Records

(as of Jan. 16)

Nonconference teams

San Diego	9-6
Arizona State	10-5
UC Santa Barbara	10-5
Utah State	12-3
Weber State	11-6
Creighton	9-5
Ft. Lewis	7-7
Idaho	4-11
Stanford	9-4
CSNorthridge	4-10
Southern Utah	5-11
San Francisco	6-9
Pepperdine	<u>9-6</u>

Total nonconference opponents - (.544) 105-88

MWC teams ...

San Diego State	10-6
UNLV	8-7
New Mexico	11-4
Air Force	6-9
Utah	12-3
Wyoming	11-4
Colorado State	<u>8-7</u>

Total record MWC opponents - (.640) 71-40

Total record all opponents - (.578) 175-128

Cougar Sports Network – KSL Radio

The "Voice of the Cougars" is KSLNewsradio 1160's Greg Wrubell. He is in his sixth season as the play-by-play voice of BYU basketball. Wrubell, also the voice of BYUfootball, is joined by color analyst Mark Durrant, a four-year BYU basketball letterman who graduated in 1995 as a three-time Academic All-WAC forward.

KSLNewsradio 1160 AM in Salt Lake City is the flagship of the Cougar Sports Network. Network Stations are located in:

Price, UtahKARB 98.3 FM
Cedar City, UtahKSUB 590 AM
St. George, UtahKDXU 890 AM
Manti, UtahKMXU 105.1 FM
Blanding, UtahKUTA 790 AM
Burley, IdahoKBAR 1230AM
Jerome, IdahoKART 1400 AM
Boise, IdahoKCID 1490 AM
Blackfoot, IdahoKOSZ 105.5 FM
Preston, IdahoKACH 1340 AM
Las Vegas, NevadaKSHP1400 AM

BYU Fared Well in Nonconference

BYU achieved double-digit nonconference wins for the third straight season with a 10-3 mark this year. Last year BYU was 11-4 entering MWC play and went on to a 24-9 record. In 1999-2000 the Cougars were 11-2 and finished 22-11.

Winning Ways Have Changed

When BYU's scoring leader Mark Bigelow last played for the Cougars prior to his mission in 1998-99, the Cougars suffered several close defeats on the way to a 12-16 record. With BYU off to an 12-3 record this year, Bigelow has already helped the Cougars equal the number of victories his team achieved his freshman year. During Bigelow's mission, BYU earned back-to-back 20-plus win seasons.

Tough MWC Play Ahead

BYU's seven Mountain West opponents have combined (as of Jan. 16) to win 64 percent of their games so far this year. Including the Cougars, five of the eight teams have already won 10 or more games and four have won 11 games. Only Air Force has a losing record at 6-9. The league was predicted to be stronger top to bottom from last season. BYU was picked sixth in the preseason poll with Wyoming and Utah considered the top two teams to win the title this year.

BYU Opponent Records

Of the 20 opponents BYU will face this year, 14 have winning records as of Jan 16. Five have a losing record and one is at .500. Overall, BYU's opponents have combined to win 58 percent of their games with the nonconference teams having won 54 percent and MWC teams 64 percent.

Top JC Center Signs with Cougars

Rafael Araujo, a 6-foot-11, 260-pound center at Western Arizona, in November signed an NCAA Letter-of-Intent to play at BYU. Considered one of the top five junior-college players in the country, Araujo was recruited by North Carolina, Illinois, UNLV and San Diego State among others. A physically strong athlete with great leaping ability, Araujo runs the floor well and has range on the perimeter. "We are thrilled to have Rafael decide to join the BYU basketball program," BYU coach Steve Cleveland said. "He is a great young man that people really enjoy being around. He's got legitimate NBA center size and has the potential to make a significant impact on the program. He's still got some things to learn, but he has all the tools to become an outstanding player at the Division I level." A native of Sao Paulo, Brazil, Araujo will enter BYU as a junior. He will enroll next fall.

BYUvs. Postseason Teams/Conference Champs

On this year's schedule, BYU plays seven conference champions, including Pac-10 champion Stanford, and 12 games against teams who qualified for postseason play last year. In addition to Stanford, last year's champions included Creighton of the Missouri Valley Conference, Utah State of the Big West, Cal State Northridge of the Big Sky (playing in Big West this year), Southern Utah of the Mid-Continent Conference and fellow co-champions Utah and Wyoming of the Mountain West Conference. Pepperdine and New Mexico also advanced to post-season play in the NIT tournament. So far this year, BYU is 4-1 vs. the conference title holders with Utah and Wyoming still on the schedule. BYU is 4-2 against teams that earned postseason berths last year with losses at Utah State and Pepperdine and wins over Creighton, Stanford, CSNorthridge, and Southern Utah.

Radio/TV

All BYU games will be carried live on the Cougar Sports Radio Network, originating from KSL Newsradio 1160 AM in Salt Lake City. BYU is featured six times this season in the Mountain West television package with ESPN, ESPN2, ESPN Regional Television (ESPN+Plus) and ABC. The Cougars play twice on ESPN and four times on ESPN+Plus. An additional 12 BYU games are part of the SportsWest Productions' package and KBYU will produce two games for taped-delay broadcast. In all 21-of-27 regular season games are slated for television broadcast. BYU also appeared on Fox Sports West 2 against Pepperdine and Fox Sports Arizona vs. Arizona State.

Roster Breakdown

Starters Returning (1)

Eric Nielsen F Sr. (6.2 ppg, 3.8 rpg)

Starters Lost (4)

Mekeli Wesley F Sr. (17.2 ppg, 5.5 rpg)
 Terrell Lyday G Sr. (16.4 ppg, 2.8 rpg)
 Trent Whiting G Sr. (14.2 ppg, 3.2 rpg)
 Nathan Cooper F Sr. (4.5 ppg, 3.8 rpg)

Letterwinners Returning (8)

*Mark Bigelow G/F So. (15.0 ppg, 6.3 rpg in 1998-99)
 Daniel Bobik G So. (3.5 ppg, 1.4 rpg)
 Travis Hansen F Jr. (5.5 ppg, 3.0 rpg)
 Dan Howard C So. (0.9 ppg, 0.6 rpg)
 ~Bart Jepsen F So. (1.2 ppg, 2.1 rpg in 1997-98)
 Matt Montague G Sr. (2.2 ppg, 1.8 rpg, 2.9 apg)
 Eric Nielsen F Sr. (6.2 ppg, 3.8 rpg)
 #Jacob Chrisman F So. (2.8 ppg, 1.9 rpg)

Letterwinners Lost (9)

Mekeli Wesley F Sr. (17.2 ppg, 5.5 rpg)
 Terrell Lyday G Sr. (16.4 ppg, 2.8 rpg)
 Trent Whiting G Sr. (14.2 ppg, 3.2 rpg)
 Nathan Cooper F Sr. (4.5 ppg, 3.8 rpg)
 Nate Knight F/C Sr. (2.5 ppg, 2.5 rpg)
 ##Derek Dawes C Fr. (1.1 ppg, 2.0 rpg)
 Jordan Archibald G Fr. (0.1 ppg, 0.1 apg)
 Ty Shippen G Jr. (0.6 ppg, 0.4 apg)
 **Michael Vranes G Sr. (8.0 ppg, 4.1 rpg in 1999-2000)

Redshirt Freshmen Returning (1)

Jesse Pinegar F 6-9 220 Fr.

Newcomers (9)

Jon Carlisle C 6-10 260 Jr.
 Jared Jensen F/C 6-9 245 Fr.
 Shawn Oponui G 5-11 175 Fr.
 Jimmy Balderson G 6-5 200 Fr.
 Terry Nashif G 5-11 170 Fr.
 ^Ricky Bower G 6-4 185 Jr.
 ^Jake Shoff F/C 6-8 255 Jr.
 ^^ Dane Runia G 6-0 170 Fr.
 ^^ Gifford Nielsen G 6-4 195 Fr.

On LDS Church Missions (5)

Austin Ainge G 6-1 Fr. Dom. Republic return - 2002-03
 John Allen F 6-6 So. El Salvador return - 2002-03
 Marc Roberts G 6-2 So. Argentina return - 2002-03
 Derek Dawes C 6-11 So. New Hampshire return - 2003-04
 Garner Meads F 6-8 Fr. Edmonton return - 2003-04

Notes:

* Returning from mission for Church of Jesus Christ of Latter-day Saints
 ** Missed last season with a foot injury, learned will also not play this year.
 ~Redshirted last year
 # Plans to sit out as redshirt to play full baseball season
 ## Departed on mission for Church of Jesus Christ of Latter-day Saints
 ^ Redshirting this season because of transfer rules
 ^^ Freshmen will redshirt in 2001-02

Breakdown By Class

Seniors (2)
 Juniors (1)
 Sophomores (6)
 Freshman (7)

Sagarin Ratings

BYU is currently ranked 33rd and is the top-rated team in the Mountain West Conference in the Sagarin ratings. The MWC is ranked 7th in the latest ratings (Jan. 16). Below is a list of MWC teams in order of ranking. To see the latest Sagarin Rankings go to: <http://www.usatoday.com/sports/sagarin.htm>

Rk.	Team	Sched Rank	vs. top 10	vs. top 30
33	BYU	71	0-0	1-0
42	Utah	61	0-0	1-1
57	San Diego State	22	0-1	0-1
70	New Mexico	226	0-1	0-2
72	Wyoming	241	0-0	0-1
94	UNLV	59	0-1	0-2
110	Colorado State	129	0-0	0-0
203	Air Force	107	0-0	0-0

RPI Report

According to the CollegeRPI.com rankings (Jan. 16), BYU is the second-rated MWC team with a 38 RPI. The Mountain West Conference is rated 7th among the 32 conferences (and five independents).

School	Collegerpi.com
Utah	21
BYU	38
New Mexico	42
San Diego State	61
UNLV	101
Colorado State	111
Wyoming	138
Air Force	210

BYU in MWCStatistics (as of Jan. 16)

Team

• BYU leads all MWC teams this year in scoring margin, (+11.7), free throw shooting (.784), and three-point percentage defense (.276).

• The Cougars rate second three-point shooting (.402), defensive rebounds (27.27), and field goal percentage defense (.392). BYU is third in assist/turnover ratio (1.03), scoring defense (62.3), field goal percentage (.476), and rebounding defense (30.9).

Individual

• Matt Montague leads all MWC players in assists (7.0) and assist/turnover ratio (2.84). He is tied for seventh in steals (1.67), ninth in defensive rebounds (4.13), 13th in free throw percentage (.755) and 16th in total rebounds average (4.7).

• Mark Bigelow is fourth in scoring (17.3), leads in free throw percentage (.864), is fourth in three-point field goals made per game (2.40) and seventh in three-point percentage (.434).

• Travis Hansen ranks second in defensive rebounds average (5.87), seventh in total rebounds average (7.2), sixth in three-point percentage (.435), seventh in scoring (15.5), and 12th in free throw percentage (.763).

• Eric Nielsen is second in field goal percentage (.587), 10th in defensive rebounds (3.73), and 14th in total rebounding (5.1).

• Daniel Bobik would lead all MWC players in free throw percentage (.933) but doesn't shoot enough to qualify for the rankings (min. two made free throws per game played).

• Jared Jensen leads in field goal percentage (.615), is eighth in free throw percentage (.809), and is 19th in total rebounding (3.8).

BYU in NationalStatistics (as of Jan. 16)

Team

• BYU is fourth in the nation in free throw shooting percentage (78.4 - Tulsa, 79.9; Morehead St., 79.7, Loyola Mary., 78.9). BYU is tied for 19th in three-point field goal percentage (.402).

Individual

• Matt Montague is tied for fourth in assists (7.0) and Daniel Bobik is tied for 10th in free throw percentage (.933).

2001-02 Numerical Roster

No.	Name	Pos.	Ht.	Wt.	Yr.	Exp.	Hometown (Previous School)	Player Note
2	Travis Hansen	G/F	6-6	210	Jr.	1L	Orem, Utah (Utah Valley State College)	<ul style="list-style-type: none"> Leads team in rebounding (7.2), second in scoring (15.5) 13-plus pts in 14 straight games, leading scorer (17.3) 5 limited appearances since return from shoulder surgery Freshman point plays limited minutes (10 min. high) Will not play; out with torn ligaments in left thumb Top reserve has made 22 straight FTs (8.4 ppg overall) Avg 34 ppg in HS; hit trey to force OT at Pepperdine Three-year starter had career-high 29 pts vs. Stanford Fourth in the nation in assists (7.0), also 4.7 rpg Tied career-high 7 points vs. San Diego State Limited action in 10 games, including 1 start Appeared in 10 games, including each of last nine Had career-high 17 points vs. San Diego State
3	Mark Bigelow	G/F	6-7	190	So.	1L	Olympia, Wash. (Olympia HS)	
4	Jesse Pinegar	F	6-9	220	Fr.	RS	Salt Lake City, Utah (Brighton HS)	
10	Terry Nashif	G	5-10	165	Fr.	HS	Vancouver, Wash. (Evergreen HS)	
12	Shawn Opunui	G	5-11	175	Fr.	HS	Orem, Utah (Orem HS)	
20	Daniel Bobik	G	6-6	205	So.	1L	Newbury Park, Calif. (Newbury Park HS)	
22	Jimmy Balderson	G	6-6	200	Fr.	HS	Magrath, Alberta (Magrath HS)	
25	Eric Nielsen	F	6-9	215	Sr.	3L	Fremont, Calif. (Irvington HS)	
31	Matt Montague	G	6-0	190	Sr.	3L	Louisville, Ky. (Male HS)	
32	Bart Jepsen	F	6-9	235	So.	1L	Roswell, N.M. (Roswell HS)	
40	Dan Howard	C	7-0	225	So.	1L	Kaysville, Utah (Davis HS)	
42	Jon Carlisle	C	6-10	260	So.	TR	Salt Lake City, Utah (Utah)	
52	Jared Jensen	F/C	6-9	245	Fr.	HS	West Haven, Utah (Fremont HS)	

Redshirting in 2001-02

5	^Jake Shoff	F/C	6-8	255	Jr.	TR	Alpine, Utah (Weber State)	<ul style="list-style-type: none"> Transfer from Weber State must sit out this season Transfer from Wisconsin must sit out this season Baseball pitcher redshirting basketball season All-District guard to sit out this season All-State point guard will redshirt this season
14	^Ricky Bower	G	6-4	185	Jr.	TR	Meridian, Idaho (Wisconsin)	
34	Jacob Chrisman	F	6-8	225	So.	1L	Provo, Utah (Provo HS)	
24	Gifford Nielsen	G	6-5	195	Fr.	HS	Sugar Land, Texas (Clemons HS)	
13	Dane Runia	G	6-0	170	Fr.	HS	Provo, Utah (Timpview HS)	

Head Coach: Steve Cleveland (UC-Irvine, '76), 5th Year
 Associate Head Coach: David Rose (Houston, '83)
 Assistant Coaches: Andy Toolson (BYU, '90); John Wardenburg (BYU, '86)
 Director of Basketball Operations: Nate Call (BYU, '93)

BYU PLAYER SEASON & CAREER HIGHS

#	Player	Points	Rebounds	Assists (^blocks/#steals)
2	HANSEN, Travis Career:	30 at Pepperdine same	17 at Pepperdine same	3 (three times) same
3	BIGELOW, Mark Career:	31 vs. Arizona State 33 at Washington State (1998-99)	7 vs. Weber State 14 (twice- 1998-99)	4 vs. Arizona State/^3 (twice) 6 (twice - 1998-99) / ^ same
4	PINEGAR, Jesse Career:	2 vs. SUU same	1 vs. Fort Lewis, Idaho, SUU same	1 vs. Fort Lewis / #2 vs. Idaho same
10	NASHIF, Terry Career:	3 vs. CSUN same	3 vs. SUU same	3 vs. Fort Lewis / # 1 vs. CSUN same
12	OPUNUI, Shawn Career:	6 vs. Fort Lewis same	4 vs. Fort Lewis same	10 vs. Fort Lewis / # 3 vs. Fort Lewis same
20	BOBIK, Daniel Career:	17 vs. Idaho, CSUN same	8 vs. Creighton same	4 vs. CSUN / #3 vs. CSUN / ^ 1 same (twice) / same
22	BALDERSON, Jimmy Career:	19 vs. Fort Lewis same	7 vs. Fort Lewis same	2 (twice) / #3 vs. Fort Lewis same
25	NIELSEN, Eric Career:	29 vs. Stanford same	8 vs. Weber State, USF 13 vs. South Alabama (2000-01)	3 vs. USF / ^ 2 vs. SUU, USF 4 at Utah (1997) / ^ same (12 times)
31	MONTAGUE, Matt Career:	12 at Pepperdine 15 vs. SMU (1997)	8 vs. SDSU 10 vs. Tulsa (1997)	15 vs. Idaho / # 5 vs. USF same / # same (twice)
32	JEPSEN, Bart Career:	7 vs. SDSU same [UNLV (1998), SDSU (2002)]	6 vs. Arizona State 9 vs. Washington (1997-98)	2 vs. Fort Lewis, ^1 vs. SDSU same, 2 vs. Washington (1997-98)
40	HOWARD, Dan Career:	4 vs. Fort Lewis 6 vs. UC Riverside (1999-2000)	5 vs. Fort Lewis 5 vs. UC Riverside (1999-2000)	^ 1 vs. Fort Lewis, Weber State same / (^ 1, six times)
42	CARLISLE, Jon Career:	6 vs. Fort Lewis same	4 vs. SDSU same	1 (twice) / ^ 2 vs. (three times) same
52	JENSEN, Jared Career:	17 vs. SDSU same	10 vs. Creighton, CSUN same	2 vs. Creighton/ ^2 vs. Idaho, #2 (twice) same

MATT MONTAGUE / 6-0 • 190 • senior • point guard

Montague provides leadership at the point having started 72 times and played in all 107 games in his fourth year. Last year he started 12 games, primarily before Trent Whiting joined the team in December. He has led the team in assists during each of his three seasons. He has reached double-digit assists three times this year. He averages a MWC-best 7.1 assists per game on the year and is fourth in assists in the latest national statistics. He set a career-high with 15 assists vs. Idaho. It was the most assists by a Cougar in the last 25 years. He was one shy of the BYU and Marriott Center record of 16 assists set by Mike May vs. Niagara in 1976. Montague had six boards vs. UNLV and a team-leading eight rebounds vs. SDSU. The point guard, who is third on the team in rebounding, has grabbed six or more rebounds in six of the last seven games. Montague hit a three pointer for three straight games (USF, Pepperdine, SDSU), including an NBA-length three to beat the shot clock vs. SDSU, for the first time in his career. He hit three pointers in two consecutive games twice during his freshman year. Montague has reached double figures in three games this year. He had a season-high 12 points vs. Pepperdine with 8 assists and 6 rebounds and 2 steals with only 1 turnover in 45 minutes. He had 11 points, 7 assists, 7 rebounds, 5 steals and no turnovers in 39 minutes vs. San Francisco. He made a career-best eight free throws to seal the win for BYU vs. Stanford.



Matt Montague – 2001-02 Game-by-Game

Opponent	Date	GS	Min	TOTAL			3-PTS		REBOUNDS																
				FG	FGA	Pct	3FG	FGA	Pct	FT	FTA	Pct	Off	Def	Tot	Avg	PF	FO	A	TO	Bl	Stl	Pts	Avg	
at University of San Diego	11-17-01	*	38	2	5	.400	0	1	.000	7	8	.875	0	2	2	2.0	3	0	8	3	0	2	11	11.0	
ARI ZONA STATE	11/24/12	*	40	0	2	.000	0	1	.000	2	2	1.000	0	4	4	3.0	2	0	6	5	0	0	2	6.5	
at UC Santa Barbara	11-28-01	*	38	4	7	.571	0	1	.000	0	2	.000	1	4	5	3.7	3	0	6	2	0	1	8	7.0	
at Utah State	12/1/01	*	42	1	5	.200	0	0	.000	0	0	.000	0	1	1	3.0	3	0	10	2	0	1	2	5.8	
WEBER STATE WILDCATS	12-05-01	*	39	3	7	.429	0	1	.000	2	2	1.000	1	1	2	2.8	2	0	7	1	0	1	8	6.2	
CREIGHTON	12/8/01	*	40	0	4	.000	0	2	.000	4	4	1.000	1	3	4	3.0	0	0	5	5	0	4	4	5.8	
FORT LEWIS COLLEGE	12/12/01	*	19	2	5	.400	1	4	.250	2	2	1.000	1	4	5	3.3	0	0	4	2	0	1	7	6.0	
IDAHO	12/15/01	*	33	2	4	.500	0	2	.000	0	0	.000	0	3	3	3.3	1	0	15	2	0	0	4	5.8	
vs Stanford	12/22/01	*	40	0	3	.000	0	0	.000	8	11	.727	1	6	7	3.7	0	0	4	1	0	0	8	6.0	
CAL STATE NORTHRI DGE	12/27/01	*	35	2	4	.500	0	1	.000	2	3	.667	0	7	7	4.0	1	0	4	3	0	2	6	6.0	
SOUTHERN UTAH UNI VERSI TY	12/29/01	*	30	1	1	1.000	0	0	.000	0	0	.000	1	2	3	3.9	1	0	10	4	0	2	2	5.6	
UNI VERSI TY OF SAN FRANCI SCO	01/02/02	*	39	3	4	.750	2	2	1.000	3	4	.750	1	6	7	4.2	0	0	7	0	0	5	11	6.1	
at Pepperdine	1/5/02	*	45	3	8	.375	1	2	.500	5	8	.625	1	5	6	4.3	2	0	8	1	0	2	12	6.5	
SAN DIEGO STATE	01/12/02	*	39	2	5	.400	1	2	.500	3	4	.750	0	8	8	4.6	1	0	6	3	0	3	8	6.6	
NEVADA-LAS VEGAS	01/15/02	*	39	2	2	1.000	0	0	.000	2	3	.667	0	6	6	4.7	0	0	5	3	0	1	6	6.6	
Totals			15	556	27	66	.409	5	19	.263	40	53	.755	8	62	70	4.7	19	0	105	37	0	25	99	6.6

CAREER HIGHS:

POINTS: 15 vs. SMU
 FG MADE: 6 vs. TCU
 FG ATT: 12 vs. SDSU
 FG%: .600 (6-10) vs. TCU
 3FG MADE: 2 (three times)
 3FG ATT: 4 (twice)
 3FG%: 1.000 (2-2) vs. Elon, USF
 FT MADE: 8 vs. Stanford
 FT ATT: 12 vs. CS Fullerton
 FT %: .875 (7-8) at San Diego
 REB: 10 vs. Tulsa
 ASSISTS: 15 vs. Idaho
 STEALS: 5 vs. SUU, USF
 BLOCKS: 1 vs. Boise State
 MINUTES: 45 at Pepperdine

TRAVIS HANSEN / 6-6 • 210 • junior • guard/forward

After playing a supporting role in his first season at BYU last year, Hansen is playing a more significant role and has the talent to become an all-conference player. Hansen played strong defense despite an off night offensively vs. UNLV. He had 10 points but was 2-10 from the floor. He was able to shut down Dalron Johnson when given the assignment, despite a three-inch height differential. He led BYU with 19 points in its MWC-opening win over SDSU. He went 5-10 from the floor, including 3-4 on threes. His three treys equaled his career high and his 3-4 three-point effort set a new personal best in three-point percentage. Hansen has led BYU in scoring in the last two of the last three games and five times overall this year. He has reached double-digit points in 12 of 15 games. He is BYU's second-leading scorer with a 15.5 average. He grabs a team-high 7.2 rebounds per game. Hansen had his consecutive free throws-made streak end at 23 on Saturday vs. UNLV. He is 8-16 since, however, going 5-10 from the line vs. UNLV. His free throw streak is the longest BYU streak this year. Hansen averaged a double-double in BYU's final two nonconference games (19.5 ppg and 11.5 rpg). The Cougar guard had his team-leading third double-double of the year vs. Pepperdine with career highs of 30 points and 17 rebounds. He went 10-19 from the floor and 10-10 from the line in 42 minutes. He set career highs during the game in points, defensive rebounds, total rebounds, field goals made, field goals attempted, free throws made, free throw percentage, and minutes played. Hansen is the second Cougar to score 30 points in a game this year (Mark Bigelow 31 vs. ASU). Hansen's 17 boards tops his previous high of 15 rebounds this year and is the most boards by a Cougars since Brett Applegate had 17 rebounds in December 1983. Only 20 Cougars have ever had more than 17 boards in a game. No Cougar guard has ever totaled more boards in a single game. He played a key defensive role against first-team All-American Casey Jacobsen of Stanford.



Travis Hansen – 2001-02 Game-by-Game


Opponent	Date	GS	Min	TOTAL			3-PTS		REBOUNDS																
				FG	FGA	Pct	3FG	FGA	Pct	FT	FTA	Pct	Off	Def	Tot	Avg	PF	FO	A	TO	Bl	Stl	Pts	Avg	
at University of San Diego	11-17-01	*	37	6	11	.545	0	1	.000	9	15	.600	1	7	8	8.0	4	0	1	3	2	1	21	21.0	
ARI ZONA STATE	11/24/12	*	31	5	16	.313	2	6	.333	6	6	1.000	5	10	15	11.5	4	0	0	5	0	0	18	19.5	
at UC Santa Barbara	11-28-01	*	36	4	16	.250	2	4	.500	4	4	1.000	2	8	10	11.0	3	0	2	1	0	0	14	17.7	
at Utah State	12/1/01	*	38	10	15	.667	3	5	.600	3	4	.750	2	3	5	9.5	4	0	1	1	0	0	26	19.8	
WEBER STATE WILDCATS	12-05-01	*	23	3	7	.429	1	2	.500	0	0	.000	2	4	6	8.8	4	0	1	3	0	0	7	17.2	
CREIGHTON	12/8/01	*	34	5	7	.714	1	1	1.000	7	9	.778	1	4	5	8.2	1	0	1	4	1	0	18	17.3	
FORT LEWIS COLLEGE	12/12/01	*	19	6	8	.750	0	1	.000	3	4	.750	1	6	7	8.0	2	0	2	2	0	0	15	17.0	
IDAHO	12/15/01	*	33	3	8	.375	2	4	.500	3	5	.600	0	4	4	7.5	4	0	1	0	1	0	11	16.3	
vs Stanford	12/22/01	*	25	3	7	.429	2	3	.667	0	1	.000	0	9	9	7.7	5	1	0	2	0	0	8	15.3	
CAL STATE NORTHRI DGE	12/27/01	*	26	2	8	.250	0	2	.000	7	8	.875	1	3	4	7.3	3	0	1	1	0	0	11	14.9	
SOUTHERN UTAH UNI VERSI TY	12/29/01	*	24	5	10	.500	2	5	.400	4	4	1.000	0	4	4	7.0	4	0	3	3	0	0	16	15.0	
UNI VERSI TY OF SAN FRANCI SCO	01/02/02	*	27	2	7	.286	1	4	.250	4	4	1.000	2	4	6	6.9	4	0	2	2	1	1	9	14.5	
at Pepperdine	1/5/02	*	42	10	19	.526	0	1	.000	10	10	1.000	2	15	17	7.7	5	1	2	3	0	1	30	15.7	
SAN DIEGO STATE	01/12/02	*	36	5	10	.500	3	4	.750	6	9	.667	0	2	2	7.3	3	0	2	1	1	1	19	15.9	
NEVADA-LAS VEGAS	01/15/02	*	36	2	10	.200	1	3	.333	5	10	.500	1	5	6	7.2	2	0	3	6	0	1	10	15.5	
Totals			15	467	71	159	.447	20	46	.435	71	93	.763	20	88	108	7.2	52	2	22	37	6	5	233	15.5

CAREER HIGHS:

POINTS: 30 at Pepperdine
 FG MADE: 10 at Utah St, Pepp.
 FG ATT: 19 at Pepperdine
 FG%: .857 (6-7) at Weber St.
 3FG MADE: 3 at USU v. SDSU
 3FG ATT: 6 vs. ASU
 3FG%: .750 (3-4) v. SDSU
 FT MADE: 10 at Pepperdine
 FT ATT: 15 at San Diego
 FT %: 1.000 (10-10) at Pepp.
 REB: 17 at Pepperdine
 ASSISTS: 5 vs. UNLV
 STEALS: 2 (3 times)
 BLOCKS: 2 at San Diego
 MINUTES: 42 at Pepperdine

MARK BIGELOW / 6-7 • 190 • sophomore • guard/forward

Bigelow could be one of the top performers in the Mountain West, even though he is still struggling somewhat to regain his pre-mission conditioning and strength. He was BYU's leading scorer (15.0) and rebounder (6.3) in 1998-99 before going on a two-year LDS Church mission to Ft. Lauderdale, Fla. Bigelow made a two three-pointers Tuesday vs. UNLV to set a BYU record with 22 consecutive games with a made trey. Bigelow has made a three in all 15 games this year and the last seven of his freshman year in 1998-99. Terrell Lyday holds the single-season mark (21). Biglew has reached double figures in 14 straight games and has scored at least 13 points in each of those games. He scored a team-high 16 points vs. UNLV Tuesday. He has been BYU's most consistent scorer. He leads BYU in scoring at 17.2 ppg. He has scored 20 or more points four times, including a BYU season-high 31 vs. ASU. Since shooting 50 percent from the floor and totaling 27 and 20 points against CSNorthridge and Southern Utah, Bigelow has not been getting his shots to fall as regularly in the last four games. He is 16-46 (.348) in the last four games, including 5-19(.263) on threes. He has made two or more threes in 10 games this year, including a career-equaling 5 threes vs. Southern Utah.



Mark Bigelow – 2001-02 Game-by-Game


Opponent	Date	GS	Min	TOTAL			3-PTS			REBOUNDS			PF	FO	A	TO	Bl	kStl	Pts	Avg					
				FG	FGA	Pct	3FGFGA	Pct	FT	FTA	Pct	Off									Def	Tot			
at University of San Diego	11-17-01	*	23	3	10	.300	1	3	.333	2	2	1.000	0	2	2	2.0	5	1	3	2	0	9	9.0		
ARI ZONA STATE	11/24/12	*	37	9	17	.529	4	8	.500	9	10	.900	1	2	3	2.5	2	0	4	2	0	31	20.0		
at UC Santa Barbara	11-28-01	*	34	5	13	.385	4	6	.667	1	1	1.000	0	5	5	3.3	1	0	4	5	3	0	15	18.3	
at Utah State	12/1/01	*	28	5	12	.417	3	7	.429	8	9	.889	2	0	2	3.0	5	1	1	2	0	21	19.0		
WEBER STATE WILDCATS	12-05-01	*	31	5	12	.417	2	6	.333	2	2	1.000	3	4	7	3.8	3	0	3	2	0	14	18.0		
CREIGHTON	12/8/01	*	35	5	11	.455	2	4	.500	5	6	.833	0	0	0	3.2	3	0	1	3	3	2	17	17.8	
FORT LEWIS COLLEGE	12/12/01	*	19	4	5	.800	1	2	.500	5	5	1.000	0	1	1	2.9	1	0	1	2	0	14	17.3		
IDAHO	12/15/01	*	24	4	7	.571	3	6	.500	8	8	1.000	0	4	4	3.0	3	0	1	2	0	19	17.5		
vs Stanford	12/22/01	*	37	4	9	.444	2	4	.500	5	8	.625	0	5	5	3.2	2	0	0	2	0	0	15	17.2	
CAL STATE NORTHRIDGE	12/27/01	*	35	10	20	.500	4	10	.400	3	4	.750	0	2	2	3.1	0	0	1	2	0	0	27	18.2	
SOUTHERN UTAH UNIVERSITY	12/29/01	*	30	7	14	.500	5	8	.625	1	2	.500	2	4	6	3.4	0	0	2	3	0	0	20	18.4	
UNIVERSITY OF SAN FRANCISCO	01/02/02	*	34	4	11	.364	1	3	.333	6	6	1.000	0	2	2	3.3	0	0	1	0	0	0	15	18.1	
at Pepperdine	1/5/02	*	33	3	12	.250	1	5	.200	7	8	.875	0	2	2	3.2	4	0	1	1	0	0	14	17.8	
SAN DIEGO STATE	01/12/02	*	29	5	13	.385	1	6	.167	2	2	1.000	0	1	1	3.0	3	0	2	2	0	1	13	17.4	
NEVADA-LAS VEGAS	01/15/02	*	34	4	10	.400	2	5	.400	6	8	.750	1	3	4	3.1	1	0	0	5	1	0	16	17.3	
Totals			15	463	771	.716	.438	36	83	.434	70	81	.864	9	37	46	3.1	33	2	22	35	7	7	260	17.3

CAREER HIGHS:

POINTS: 33 at Washington St.
 FG MADE: 11 at Washington St.
 FG ATT: 20 at Wash. St., CSUN
 FG%: .800 (8-10) vs. UTEP
 3FG MADE: 5 vs. La Tech, SUU
 3FG ATT: 10 vs. CSUN
 3FG%: .750 (3-4) at Wash. St.
 FT MADE: 11 (twice)
 FT ATT: 11 (twice)
 FT %: 1.000 (11-11) (twice)
 REB: 14 (twice)
 ASSISTS: 6 (twice)
 STEALS: 9 vs. Arizona
 BLOCKS: 3 at UCSB, v. Creighton
 MINUTES: 42 vs. Arizona

ERIC NIELSEN / 6-9 • 215 • senior • forward

A four-year starter, Nielsen is being asked to play a bigger role for the Cougars in 2001-02 with the loss of the team's other four starters. An intelligent player with a good mid-range jumper, his 56.8 career field goal percentage (296-521) ranks second all-time at BYU (Alan Taylor, .574). Nielsen and teammate Matt Montague were all freshmen members of the 1996-97 BYU team that finished 1-25. After returning from his mission, Nielsen has played three seasons for coach Cleveland, helping the Cougars earn a combined 58-23 (.716) record to date, including two postseason tournament berths. He is Academic All-MWC and a Cougar Scholar Athlete. Nielsen is third on the team in scoring (10.5 ppg) and is second in rebounds (5.1 rpg). He has scored in double figures in the last four straight games (first time in his career) and eight times overall this year. He had 11 points vs. UNLV and SDSU and had 10 points at Pepperdine. He had 12 points, a game-high 8 boards, a season-high 3 assists and tied a career-best 2 blocks vs. USF. After scoring a season-low 2 points against Idaho in 25 minutes, taking only two shots, he scored a career-high 29 points vs. Stanford, taking a career-high 16 attempts while making a personal-best 11 shots. He had 14 points and 8 boards vs. Weber State. He had 14 at Utah State and had a then career-high 19 points vs. ASU in BYU's home opener (his prior best was 17 against Utah at the Thomas & Mack Center in the 2000 MWC tournament in Las Vegas). Last year the most shots he took in a game was eight, when he averaged 3.8 shot attempts per game. This year he is taking 7.3 shots per game. He is second in the MWC behind teammate Jared Jensen in field goal percentage (.587).



Eric Nielsen – 2001-02 Game-by-Game


Opponent	Date	GS	Min	TOTAL			3-PTS			REBOUNDS			PF	FO	A	TO	Bl	kStl	Pts	Avg					
				FG	FGA	Pct	3FGFGA	Pct	FT	FTA	Pct	Off									Def	Tot			
at University of San Diego	11-17-01	*	38	3	7	.429	0	0	.000	2	2	1.000	1	6	7	7.0	2	0	0	2	0	0	8	8.0	
ARI ZONA STATE	11/24/12	*	38	8	11	.727	0	0	.000	3	5	.600	4	2	6	6.5	3	0	1	2	0	2	19	13.5	
at UC Santa Barbara	11-28-01	*	24	1	4	.250	0	1	.000	1	1	1.000	2	2	4	5.7	4	0	1	5	0	1	3	10.0	
at Utah State	12/1/01	*	30	5	8	.625	0	0	.000	4	4	1.000	1	3	4	5.3	4	0	0	1	0	0	14	11.0	
WEBER STATE WILDCATS	12-05-01	*	35	6	10	.600	1	1	1.000	1	2	.500	0	8	8	5.8	3	0	2	2	0	0	14	11.6	
CREIGHTON	12/8/01	*	36	4	8	.500	0	0	.000	1	3	.333	1	4	5	5.7	1	0	2	2	0	0	9	11.2	
FORT LEWIS COLLEGE	12/12/01	*	19	2	3	.667	0	0	.000	0	0	.000	2	2	4	5.4	3	0	2	2	0	0	4	10.1	
IDAHO	12/15/01	*	25	1	2	.500	0	0	.000	0	0	.000	0	4	4	5.3	0	0	0	1	0	0	2	9.1	
vs Stanford	12/22/01	*	38	11	16	.688	2	2	1.000	5	5	1.000	2	4	6	5.3	4	0	2	3	0	0	29	11.3	
CAL STATE NORTHRIDGE	12/27/01	*	34	2	7	.286	0	0	.000	1	1	1.000	0	6	6	5.4	3	0	0	0	0	0	5	10.7	
SOUTHERN UTAH UNIVERSITY	12/29/01	*	25	3	3	1.000	0	0	.000	0	0	.000	2	2	4	5.3	4	0	1	3	2	0	6	10.3	
UNIVERSITY OF SAN FRANCISCO	01/02/02	*	37	5	8	.625	0	0	.000	2	3	.667	1	7	8	5.5	3	0	3	1	2	0	10	10.4	
at Pepperdine	1/5/02	*	41	5	11	.455	0	1	.000	0	2	.000	3	0	3	5.3	4	0	0	4	0	0	10	10.4	
SAN DIEGO STATE	01/12/02	*	23	3	5	.600	0	0	.000	5	6	.833	1	2	3	5.1	4	0	1	0	1	0	11	10.4	
NEVADA-LAS VEGAS	01/15/02	*	33	5	6	.833	0	0	.000	1	1	1.000	0	4	4	5.1	4	0	0	5	0	0	11	10.5	
Totals			15	476	64	109	.587	3	5	.600	26	35	.743	20	56	76	5.1	46	0	15	33	5	3	157	10.5

CAREER HIGHS:

POINTS: 29 vs. Stanford
 FG MADE: 11 vs. Stanford
 FG ATT: 16 vs. Stanford
 FG%: 1.000 (6-6) (twice)
 3FG MADE: 2 vs. Stanford
 3FG ATT: 5 at Utah
 3FG%: 1.000 (2-2) vs. Stanford
 FT MADE: 7 vs. SUU
 FT ATT: 8 (twice)
 FT %: 1.000 (5-5) vs. Stanford
 REB: 13 vs. S. Alabama
 ASSISTS: 4 at Utah
 STEALS: 3 (twice)
 BLOCKS: 2 (12 times)
 MINUTES: 41 at Pepperdine

JARED JENSEN / 6-9 • 245 • freshman • center

Jensen earned the 2001 Utah Deseret News Mr. Basketball Award after scoring 25.8 points and pulling down 13 rebounds per game this past season at Fremont High School. With the loss of 2001 Mountain West Conference Player of the Year Mekeli Wesley in the post, he has earned the starting center spot. Jensen rebounded from his only scoreless outing of the year against Pepperdine by scoring a career-best 17 points vs SDSU. He added eight points and seven boards vs. UNLV. He has scored in double figures in six of the last nine games and seven times overall this year. He is averaging 10.6 ppg over the last nine games. In his first six games as a collegian, he reached double-digit points once and averaged 6.5 ppg. He is fourth on the team overall at 8.9 ppg. He is shooting a team-leading and MWC-best 61.5 percent from the floor. He had a career-high 10 attempts, scoring 10 points vs. USF. Jensen had his first career double-double with 13 points and 10 rebounds vs. CSUN, also had career-best 10 boards vs. Creighton. He had a career-best 2 steals vs. CSUN and Tuesday vs. UNLV. He had 14 points on 4-5 shooting and 6-8 from the line at UCSB while playing a career-high 32 minutes. In his first career start vs. Arizona State, he played 15 minutes and had 4 points, 2 rebounds and 1 assist.



Jared Jensen – 2001-02 Game-by-Game

Opponent	Date	GS	Min	TOTAL			3-PTS			REBOUNDS			Avg	PF	FO	A	TO	Bl	Stl	Pts	Avg				
				FG	FGA	Pct	3FG	FGA	Pct	FT	FTA	Pct										Off	Def	Tot	
at University of San Diego	11-17-01		9	2	2	1.000	0	0	.000	2	2	1.000	2	2	4	4.0	5	1	0	0	0	6	6.0		
ARIZONA STATE	11/24/12	*	15	2	3	.667	0	0	.000	0	0	.000	0	2	2	3.0	3	0	1	0	0	4	5.0		
at UC Santa Barbara	11-28-01	*	32	4	5	.800	0	0	.000	6	8	.750	0	0	2.0	4	0	0	2	0	0	14	8.0		
at Utah State	12/1/01	*	26	2	2	1.000	0	0	.000	0	0	.000	0	1	1.8	1	0	0	1	0	1	4	7.0		
WEBER STATE WILDCATS	12-05-01	*	20	3	7	.429	0	0	.000	1	1	1.000	0	2	1.8	1	0	0	1	1	1	7	7.0		
CREIGHTON	12/8/01	*	18	2	4	.500	0	0	.000	0	0	.000	1	9	10	3.2	4	0	2	0	1	4	6.5		
FORT LEWIS COLLEGE	12/12/01	*	16	5	7	.714	0	0	.000	2	3	.667	0	1	1	2.9	0	0	0	0	0	12	7.3		
IDAHO	12/15/01	*	20	4	4	1.000	0	0	.000	4	4	1.000	0	4	3.0	1	0	0	1	2	0	12	7.9		
vs Stanford	12/22/01	*	19	2	5	.400	0	0	.000	5	6	.833	2	0	2.9	3	0	0	1	0	0	9	8.0		
CAL STATE NORTHRI DGE	12/27/01	*	25	5	6	.833	0	0	.000	3	4	.750	6	4	10	3.6	4	0	1	1	2	13	8.5		
SOUTHERN UTAH UNI VERSITY	12/29/01	*	24	5	6	.833	0	0	.000	4	5	.800	1	4	5	3.7	3	0	2	0	1	14	9.0		
UNI VERSITY OF SAN FRANCISCO	01/02/02	*	27	5	10	.500	0	0	.000	0	0	.000	1	1	2	3.6	1	0	0	1	1	10	9.1		
at Pepperdine	1/5/02	*	29	0	4	.000	0	0	.000	0	0	.000	3	2	5	3.7	1	0	2	0	0	8	4.4		
SAN DIEGO STATE	01/12/02	*	28	4	6	.667	0	0	.000	9	12	.750	1	1	2	3.6	5	1	0	1	0	17	9.0		
NEVADA-LAS VEGAS	01/15/02	*	21	3	7	.429	0	0	.000	2	2	1.000	4	3	7	3.8	1	0	1	0	1	2	8	8.9	
Totals			14	329	48	78	.615	0	0	.000	38	47	.809	21	36	57	3.8	37	2	5	13	7	9	134	8.9

CAREER HIGHS:

POINTS: 17 vs. SDSU
 FG MADE: 5 (four times)
 FG ATT: 10 vs. USF
 3FG%: 1.000 (4-4) vs. Idaho
 3FG MADE: --
 3FG ATT: --
 3FG%: --
 FT MADE: 9 vs. SDSU
 FT ATT: 12 vs. SDSU
 FT %: 1.000 (4-4) vs. Idaho
 REB: 10 vs. Creighton, CSUN
 ASSISTS: 2 vs. Creighton
 STEALS: 2 vs. CSUN, UNLV
 BLOCKS: 2 vs. Idaho
 MINUTES: 32 at UCSB

DANIEL BOBIK / 6-6 • 205 • sophomore • guard

Last year Daniel Bobik averaged 3.5 points and 10.4 minutes while playing in 28 of 33 games as a freshman. He has good offensive instincts and size on the guardline. He has good range and is a crafty passer with good court awareness. He and Mark Bigelow were the first recruits to sign with BYU under Steve Cleveland. Bobik plays the sixth-man role this year. He has struggled from the floor of late. He is 6-26 (.231) in the last four games from the floor, including 3-14 (.214) from three-point range. He did not score for the first time this year vs. SDSU, but played a nice floor game vs. UNLV with seven points and two assists. He had eight points at Pepperdine in front of many of his family and friends from nearby Newbury Park. He shoots a MWC-best 93.3 percent (10th nationally) from the line and has made 22 straight free throws. He was 2-2 vs. UNLV after no attempts in the previous four games. The all-time BYU record is 32, set by Michael Smith. Bobik hasn't missed a free throw since the Arizona State game. He set career bests with in free throws made, attempted and percentage going 8-8 vs. Cal State Northridge. Bobik has scored in double digits in five games. He reached double digits in three straight games with a career-high 17 against Idaho, 10 against Stanford and 17 again vs. CS Northridge. Bobik also set career highs vs CSUN with four assists and three steals. He is fifth on the team in scoring. He had a career-best 8 rebounds vs. Creighton. He played a career-high 33 minutes with 12 points and four rebounds in the season-opener at USD.



Daniel Bobik – 2001-02 Game-by-Game


Opponent	Date	GS	Min	TOTAL			3-PTS			REBOUNDS			Avg	PF	FO	A	TO	Bl	Stl	Pts	Avg				
				FG	FGA	Pct	3FG	FGA	Pct	FT	FTA	Pct										Off	Def	Tot	
at University of San Diego	11-17-01		33	3	7	.429	2	5	.400	4	4	1.000	1	3	4	4.0	4	0	2	4	0	12	12.0		
ARIZONA STATE	11/24/12		19	1	2	.500	1	2	.500	4	6	.667	0	2	2	3.0	2	0	1	2	1	7	9.5		
at UC Santa Barbara	11-28-01		17	2	7	.286	0	2	.000	0	0	.000	1	4	5	3.7	2	0	0	2	0	4	7.7		
at Utah State	12/1/01		25	5	12	.417	3	6	.500	0	0	.000	1	3	4	3.8	4	0	3	2	0	13	9.0		
WEBER STATE WILDCATS	12-05-01		26	4	10	.400	1	4	.250	0	0	.000	1	1	2	3.4	1	0	2	0	1	2	9.0		
CREIGHTON	12/8/01		25	2	4	.500	0	0	.000	3	3	1.000	0	8	8	4.2	2	0	1	1	0	7	8.7		
FORT LEWIS COLLEGE	12/12/01		18	2	3	.667	1	2	.500	2	2	1.000	0	1	1	3.7	0	0	1	1	0	7	8.4		
IDAHO	12/15/01		19	5	8	.625	5	7	.714	2	2	1.000	0	3	3	3.6	2	0	2	1	0	17	9.5		
vs Stanford	12/22/01		21	3	7	.429	1	2	.500	3	3	1.000	1	3	4	3.7	2	0	2	1	0	10	9.6		
CAL STATE NORTHRI DGE	12/27/01		23	4	9	.444	1	4	.250	8	8	1.000	1	3	4	3.7	1	0	4	4	0	3	17	10.3	
SOUTHERN UTAH UNI VERSITY	12/29/01		18	2	4	.500	2	3	.667	0	0	.000	0	0	3.4	0	0	2	1	1	0	6	9.9		
UNI VERSITY OF SAN FRANCISCO	01/02/02		16	1	6	.167	0	4	.000	0	0	.000	0	2	2	3.3	2	0	2	4	0	2	9.3		
at Pepperdine	1/5/02		25	3	9	.333	2	5	.400	0	0	.000	0	2	2	3.2	5	1	0	3	2	1	8	9.2	
SAN DIEGO STATE	01/12/02		17	0	5	.000	0	3	.000	0	0	.000	0	2	2	3.1	1	0	0	1	0	0	8.5		
NEVADA-LAS VEGAS	01/15/02		20	2	6	.333	1	2	.500	2	2	1.000	0	2	2	3.0	3	0	2	1	0	0	7	8.4	
Totals			0	322	39	99	.394	20	51	.392	28	30	.933	6	39	45	3.0	31	1	24	28	6	14	126	8.4

CAREER HIGHS:

POINTS: 17 vs. Idaho, CSUN
 FG MADE: 5 vs. Elon, Idaho
 FG ATT: 12 at Utah State
 FG%: .625 (5-8) vs. Idaho
 3FG MADE: 5 vs. Idaho
 3FG ATT: 7 vs. Idaho
 3FG%: .714 (5-7) vs. Idaho
 FT MADE: 8 vs. CSUN
 FT ATT: 8 vs. TAMCC, CSUN
 FT %: 1.000 (8-8) vs. CSUN
 REB: 8 vs. Creighton
 ASSISTS: 4 vs. CSUN
 STEALS: 3 vs. CSUN
 BLOCKS: 2 at Pepperdine
 MINUTES: 33 at San Diego

BART JEPSEN / 6-9 • 235 • redshirt sophomore • forward

Jepsen redshirted last season after returning from an LDS Church mission. He had suffered a severe break of his leg on his mission. He is a key reserve in the post as a rebounder and defender who can run the floor well. Before a two-year LDS Church mission, Jepsen started nine times while playing 27 games as a freshman in 1997-98 in Cleveland's first season. Jepsen tied his career high in scoring with seven points and field goals made (3), coming off the bench to give the Cougars a big lift in 19 minutes vs. SDSU. His two dunks in the first half helped give BYU momentum, taking a lead it never lost throughout the entire second half. His 3-4 shooting night was also a career-best percentage. Jepsen has appeared in all 15 games off the bench, but had not played more than five minutes in four of the five games prior to the MWC opener vs. SDSU. He played nine minutes vs. UNLV Tuesday. He played only one minute, a season low, in the final two non-league games vs. USF and Pepperdine. He played 11 minutes with three boards vs. Southern Utah. He played a season-high 22 minutes at Utah State. He had 5 points vs. Fort Lewis. His rebound high is 6 vs. Arizona State.



Bart Jepsen – 2001-02 Game-by-Game

Opponent	Date	GS	Min	TOTAL			3-PTS			REBOUNDS											Pts	Avg			
				FG	FGA	Pct	3FGFGA	Pct	FT	FTA	Pct	Off	Def	Tot	Avg	PF	FO	A	TO	Bl			kStl		
at University of San Diego	11-17-01	3	0	0	.000	0	0	.000	0	0	0	0	0	1	0	1	1.0	1	0	0	0	0	0	0	0.0
ARIZONA STATE	11/24/02	20	0	4	.000	0	0	.000	1	2	.500	1	5	6	3.5	5	1	0	3	0	0	0	1	0.5	
at UC Santa Barbara	11-28-01	18	0	0	.000	0	0	.000	0	0	.000	1	4	5	4.0	1	0	0	0	0	0	0	0	0.3	
at Utah State	12/1/01	22	0	2	.000	0	0	.000	0	0	.000	1	2	3	3.8	2	0	0	1	1	0	0	0	0.3	
WEBER STATE WILDCATS	12-05-01	5	0	0	.000	0	0	.000	0	0	.000	1	0	1	3.2	1	0	0	0	0	0	0	0	0.2	
CREIGHTON	12/8/01	11	1	2	.500	0	0	.000	0	0	.000	1	1	2	3.0	4	0	0	1	0	0	0	2	0.5	
FORT LEWIS COLLEGE	12/12/01	11	2	3	.667	0	0	.000	1	1	1.000	1	2	3	3.0	3	0	2	1	0	0	5	1.1		
IDAHO	12/15/01	8	1	1	1.000	0	0	.000	0	0	.000	0	1	1	2.8	0	0	0	0	0	0	0	2	1.3	
vs Stanford	12/22/01	4	0	1	.000	0	0	.000	0	0	.000	0	1	1	2.6	1	0	0	0	0	0	0	0	1.1	
CAL STATE NORTHRIDGE	12/27/01	4	0	0	.000	0	0	.000	0	0	.000	0	0	0	2.3	0	0	0	0	0	0	0	0	1.0	
SOUTHERN UTAH UNIVERSITY	12/29/01	11	0	0	.000	0	0	.000	0	0	.000	0	3	3	2.4	3	0	0	1	0	0	0	0	0.9	
UNIVERSITY OF SAN FRANCISCO	01/02/02	1	0	0	.000	0	0	.000	0	0	.000	0	0	0	2.2	0	0	0	0	0	0	0	0	0.8	
at Pepperdine	1/5/02	1	0	0	.000	0	0	.000	0	0	.000	0	1	1	2.1	1	0	0	0	0	0	0	0	0.8	
SAN DIEGO STATE	01/12/02	19	3	4	.750	0	1	.000	1	2	.500	2	0	2	2.1	2	0	0	0	1	0	7	1.2		
NEVADA-LAS VEGAS	01/15/02	9	0	0	.000	0	0	.000	0	0	.000	0	0	0	1.9	1	0	0	0	0	0	0	0	1.1	
Totals		0	147	7	17	.412	0	1	.000	3	5	.600	9	20	29	1.9	25	1	2	7	2	0	17	1.1	

CAREER HIGHS:

POINTS: 7 at UNLV (98), v. SDSU
 FG MADE: 3 at UNLV, v. SDSU
 FG ATT: 8 at UNLV
 FG%: .750 (3-4) vs. SDSU
 3FG MADE: 1 at UNLV
 3FG ATT: 4 at UNLV
 3FG%: .250 (1-4) at UNLV
 FT MADE: 4 vs. Air Force
 FT ATT: 4 vs. Air Force
 FT %: 1.000 (4-4) vs. Air Force
 REB: 9 vs. Washington
 ASSISTS: 2 (twice)
 STEALS: 2 (twice)
 BLOCKS: 3 vs. UTEP
 MINUTES: 35 at Tulsa

JESSE PINEGAR / 6-9 • 220 • redshirt freshman • forward

Pinegar redshirted last year after coming to BYU as one of the Cougars' top recruits and the first of BYU's top-20 recruiting class to commit to the Cougars. He was rated the top center in the West as a junior and sat out his senior year of high school after shoulder surgery. A skilled offensive player, he was expected to play a strong role for BYU this season but again injured his left (non dominant) shoulder in June. He is a mobile, athletic player, who can play several positions and has excellent range beyond the three-point line. He made significant strides in the weight room this past season before the injury. He has the tools to play a significant role once healthy but is not in condition to compete at this point.

Pinegar has played in five games since being cleared by doctors (shoulder surgery in June). It was his first action since his junior year of high school. He sat out his senior year after shoulder surgery and then redshirted last season at BYU. He injured his shoulder again this summer and had surgery in June. Pinegar scored the first points of his collegiate career vs. Southern Utah. He scored with about a minute to play on running one-hand baseline jumper. He played a season-high seven minutes with 1 rebound and 1 assist vs. Fort Lewis in his first career appearance. He appeared only briefly vs. USF.



Jesse Pinegar – 2001-02 Game-by-Game

Opponent	Date	GS	Min	TOTAL			3-PTS			REBOUNDS											Pts	Avg		
				FG	FGA	Pct	3FGFGA	Pct	FT	FTA	Pct	Off	Def	Tot	Avg	PF	FO	A	TO	Bl			kStl	
FORT LEWIS COLLEGE	12/12/01	7	0	2	.000	0	0	.000	0	0	.000	0	1	1	1.0	1	0	1	1	0	0	0	0	0.0
IDAHO	12/15/01	5	0	1	.000	0	0	.000	0	0	.000	0	1	1	1.0	0	0	1	0	2	0	0	0.0	
CAL STATE NORTHRIDGE	12/27/01	2	0	0	.000	0	0	.000	0	0	.000	0	0	0	0.7	0	0	0	0	0	0	0	0	0.0
SOUTHERN UTAH UNIVERSITY	12/29/01	3	1	2	.500	0	1	.000	0	0	.000	0	1	1	0.8	0	0	0	0	0	0	2	0.5	
UNIVERSITY OF SAN FRANCISCO	01/02/02	1	0	0	.000	0	0	.000	0	0	.000	0	0	0	0.6	0	0	0	0	0	0	0	0	0.4
Totals		0	18	1	5	.200	0	1	.000	0	0	.000	0	3	3	0.6	1	0	1	2	0	2	2	0.4

CAREER HIGHS:

POINTS: 2 vs. SUU
 FG MADE: 1 vs. SUU
 FG ATT: 2 vs. Fort Lewis, SUU
 FG%: .500 (1-2) vs. SUU
 3FG MADE: --
 3FG ATT: 1 vs. SUU
 3FG%: --
 FT MADE: --
 FT ATT: --
 FT %: --
 REB: 1 (three times)
 ASSISTS: 1 at Fort Lewis
 STEALS: 2 vs. Idaho
 BLOCKS: --
 MINUTES: 7 vs. Fort Lewis

DAN HOWARD / 7-0 • 225 • sophomore • center

Howard played in 14 games last year in limited action. The tallest player on the roster, he has a nice touch for a big man. He entered the year having made 8-of-11 field goal attempts as a Cougar.

Howard has appeared in 10 games overall, playing 5.2 minutes per game. He started the season-opener at USD, the first start of his career. He played seven minutes, with one rebound. He played only 2 minutes vs. USF. He played 5 minutes vs. SUU (1 point) and 3 minutes vs. CSUN, scoring 2 points. He made his first two free throws of the season and set a career best with the two makes vs. CSUN. He played 2 minutes vs. Stanford with one rebound. He had 4 points and 5 boards vs. Fort Lewis and had 3 rebounds and 2 blocks vs. Idaho in the most action he has seen this year. He played a career-high 13 minutes in each game. Last year he played 12 minutes at San Francisco. He is a career 10-15 from the floor in his two seasons, including 2-4 this year.



Dan Howard – 2001-02 Game-by-Game

Opponent	Date	GS	Min	TOTAL		3-PTS		FT	FTA	REBOUNDS			PF	FO	A	TO	Blk	Stl	Pts	Avg	
				FG	FGA	Pct	3FG			3FGA	Pct	Pct									Off
at University of San Diego	11-17-01	*	7	0	0	.000	0	0	.000	0	0	.000	0	1	1.0	1	0	0	0	0.0	
at Utah State	12/1/01		2	0	0	.000	0	0	.000	0	0	.000	0	0	0.5	1	0	0	0	0.0	
WEBER STATE WILDCATS	12-05-01		4	0	0	.000	0	0	.000	0	0	.000	1	0	1.7	2	0	0	0	0.0	
CREIGHTON	12/8/01		1	0	0	.000	0	0	.000	0	0	.000	0	0	0.5	1	0	0	0	0.0	
FORT LEWIS COLLEGE	12/12/01		13	2	2	1.000	0	0	.000	0	0	.000	2	3	5	1.4	1	0	0	0.8	
IDAHO	12/15/01		13	0	1	.000	0	0	.000	0	0	.000	1	2	3	1.7	0	0	0	0.7	
vs Stanford	12/22/01		2	0	1	.000	0	0	.000	0	0	.000	1	0	1	1.6	0	0	0	0.6	
CAL STATE NORTHRIDGE	12/27/01		3	0	0	.000	0	0	.000	2	2	1.000	0	0	1.4	2	0	0	0	0.8	
SOUTHERN UTAH UNIVERSITY	12/29/01		5	0	0	.000	0	0	.000	1	2	.500	0	0	1.2	0	0	0	0	0.8	
UNIVERSITY OF SAN FRANCISCO	01/02/02		2	0	0	.000	0	0	.000	0	0	.000	0	0	1.1	0	0	0	0	0.7	
Totals			1	52	2	4	.500	0	0	.000	3	4	.750	5	6	11	1.1	8	0	7	0.7

CAREER HIGHS:

POINTS: 6 vs. UC Riverside
 FG MADE: 3 vs. UC Riverside
 FG ATT: 3 vs. UC Riverside
 FG%: 1.000 (3-3) vs. UC Riverside
 3FG MADE: --
 3FG ATT: --
 3FG%: --
 FT MADE: 2 at USF, vs. CSUN
 FT ATT: 2 (four times)
 FT %: 1.000 (2-2) at USF, v. CSUN
 REB: 5 (twice)
 ASSISTS: --
 STEALS: --
 BLOCKS: 2 vs. Idaho
 MINUTES: 13 (twice)

JON CARLISLE / 6-10 • 260 • sophomore • center

Carlisle is from Salt Lake City and last played on Utah's Final Four team in 1998 as the primary backup to current Cleveland Cavaliers center Michael Doleac. He averaging 2.4 points and 2.1 rebounds in 10.3 minutes per game. He averaged 17.3 points and 10.3 rebounds at Brighton High School in 1997 and was one of three players, including new Cougar teammate Jake Shoff (who is redshirting due to transfer rules), to earn Region 4 Tri-Player of the Year honors. He continues to work to get back into playing shape, having already taken off 40 pounds since returning from his mission. He is a talented post player who has the tools to be a strong contributor once he is in condition to play extended minutes.

Carlisle has played in 10 games, including the last nine straight. His time is usually limited because of his conditioning but he usually contributes when he gets on the floor. He had two points and two boards in six minutes vs. UNLV. He had a season-high four rebounds and one assist in only eight minutes vs. SDSU. He was BYU's second-leading rebounder in the game. He has played double-digit minutes twice, including 13 vs. USF, scoring 2 points and grabbing 3 boards and blocking 2 shots. He also had his first assist of the year. He played a season-high 14 minutes vs. Stanford, more than doubling his previous high while making a significant contribution to the victory, playing 10 minutes in the first half with Jared Jensen in foul trouble. He went to the line for the first time vs. SUU, going 1-2. He was 2-4 from the line vs. USF. He has grabbed a rebound in every game and has scored in six games. He scored a season-high 6 points in seven minutes vs. Fort Lewis.



Jon Carlisle – 2001-02 Game-by-Game

Opponent	Date	GS	Min	TOTAL		3-PTS		FT	FTA	REBOUNDS			PF	FO	A	TO	Blk	Stl	Pts	Avg					
				FG	FGA	Pct	3FG			3FGA	Pct	Pct									Off	Def	Tot	Avg	
WEBER STATE WILDCATS	12-05-01		3	0	0	.000	0	0	.000	0	2	2	2.0	1	0	0	0	0	0	0.0					
FORT LEWIS COLLEGE	12/12/01		7	3	4	.750	0	0	.000	0	0	.000	1	2	3	2.5	1	0	0	3.0					
IDAHO	12/15/01		6	0	1	.000	0	0	.000	0	0	.000	1	0	1	2.0	1	0	0	2.0					
vs Stanford	12/22/01		14	1	3	.333	0	0	.000	0	0	.000	1	2	2.0	2	0	2	1	2.0					
CAL STATE NORTHRIDGE	12/27/01		3	0	0	.000	0	0	.000	0	0	.000	1	0	1	1.8	1	0	0	1.6					
SOUTHERN UTAH UNIVERSITY	12/29/01		7	0	0	.000	0	0	.000	1	2	.500	1	1	2	1.8	1	0	0	1.5					
UNIVERSITY OF SAN FRANCISCO	01/02/02		13	1	2	.500	0	0	.000	2	4	.500	1	2	3	2.0	2	0	1	1.9					
at Pepperdine	1/5/02		8	1	2	.500	0	0	.000	1	1	2	2.0	5	1	0	0	0	2	1.9					
SAN DIEGO STATE	01/12/02		8	0	1	.000	0	0	.000	0	0	.000	1	3	4	2.2	1	0	0	1.7					
NEVADA-LAS VEGAS	01/15/02		6	0	1	.000	0	0	.000	2	2	1.000	1	1	2	2.2	0	0	0	1.7					
Totals			0	75	6	14	.429	0	0	.000	5	8	.625	9	13	22	2.2	15	1	2	4	5	0	17	1.7


BYU CAREER HIGHS:

POINTS: 6 vs. Fort Lewis
 FG MADE: 3 vs. Fort Lewis
 FG ATT: 4 vs. Fort Lewis
 FG%: .750 (3-4) vs. Fort Lewis
 3FG MADE: --
 3FG ATT: --
 3FG%: --
 FT MADE: 2 vs. USF
 FT ATT: 4 vs. USF
 FT %: 1.000 (2-2) vs. UNLV
 REB: 4 vs. SDSU
 ASSISTS: 1 vs. USF, SDSU
 STEALS: --
 BLOCKS: 2 vs. Fort Lewis, USF
 MINUTES: 14 vs. Stanford

JIMMY BALDERSON / 6-6 • 200 • freshman • guard

Balderson is a 6-foot-6 combo guard who averaged 34 points, 9.2 rebounds and 6.8 assists while leading Magrath High School in Alberta, Canada to a 32-3 record this past season. He has excellent range from the three-point line and has good size. He shot 54 percent from the floor and 91 percent from the free throw line at Magrath High. A skilled young player, he could factor in on perimeter this year. He plans to leave in the spring on a two-year mission for the Church of Jesus Christ of Latter-day Saints.

Balderson has played in 12 games, but appeared only briefly in his last three outings. He hit the game-tying three-pointer from the left corner to force overtime at Pepperdine in his only minute of action. He has reached double figures twice, scoring 11 points in 13 minutes vs. Southern Utah and totaling a career-high 19 points to lead all BYU scorers against Fort Lewis in 22 minutes. He went 8-10 from the floor vs. Fort Lewis. He also recorded career highs with 7 rebounds and 3 steals, sharing team-high honors in both categories. He has been able to score when he has gotten the playing time. He has played double-digit minutes in four games, averaging 14.5 minutes in those games.



Jimmy Balderson – 2001-02 Game-by-Game

Opponent	Date	GS	Min	TOTAL			3-PTS			REBOUNDS			Avg	PF	FO	A	TO	Blk	Stl	Pts	Avg			
				FG	FGA	Pct	3FG	3FGA	Pct	FT	FTA	Pct										Off	Def	Tot
at University of San Diego	11-17-01	10	1	2	.500	0	0	.000	1	2	.500	1	4	5	5.0	2	0	0	2	0	1	3	3.0	
at UC Santa Barbara	11-28-01	1	0	0	.000	0	0	.000	0	0	.000	0	0	0	2.5	0	0	1	0	0	0	0	1.5	
at Utah State	12/1/01	9	0	2	.000	0	2	.000	1	2	.500	0	0	0	1.7	0	0	0	0	0	0	1	1.3	
WEBER STATE WILDCATS	12-05-01	13	2	4	.500	0	1	.000	2	2	1.000	1	2	1.8	1	0	2	2	0	1	6	2.5		
FORT LEWIS COLLEGE	12/12/01	22	8	10	.800	1	3	.333	2	4	.500	1	6	7	2.8	1	0	2	0	3	19	5.8		
IDAHO	12/15/01	7	1	2	.500	1	2	.500	0	0	.000	0	1	1	2.5	0	0	0	0	0	3	5.3		
CAL STATE NORTHRI DGE	12/27/01	5	0	0	.000	0	0	.000	0	0	.000	0	0	0	2.1	1	0	0	0	0	0	4.6		
SOUTHERN UTAH UNI VERSITY	12/29/01	13	4	6	.667	2	4	.500	1	2	.500	1	2	2.1	1	0	2	2	0	0	11	5.4		
UNI VERSITY OF SAN FRANCI SCO	01/02/02	2	0	1	.000	0	1	.000	2	2	1.000	0	0	0	1.9	0	0	0	0	0	2	5.0		
at Pepperdi ne	1/5/02	1	1	1	1.000	1	1	1.000	0	0	.000	0	0	0	1.7	1	0	0	0	0	3	4.8		
SAN DIEGO STATE	01/12/02	1	0	0	.000	0	0	.000	0	0	.000	0	0	0	1.5	0	0	0	0	0	0	4.4		
NEVADA-LAS VEGAS	01/15/02	1	0	0	.000	0	0	.000	0	0	.000	0	0	0	1.4	0	0	0	0	0	0	4.0		
Total s		0	85	17	28	.607	5	14	.357	9	14	.643	4	13	17	1.4	7	0	5	8	0	5	48	4.0

CAREER HIGHS:

POINTS: 19 vs. Fort Lewis
 FG MADE: 8 vs. Fort Lewis
 FG ATT: 10 vs. Fort Lewis
 FG%: .800 (8-10) vs. Fort Lewis
 3FG MADE: 2 vs. SUU
 3FG ATT: 4 vs. SUU
 3FG%: .500 (2-4) vs. SUU
 FT MADE: 2 (three times)
 FT ATT: 4 vs. Fort Lewis
 FT %: 1.000 (2-2) vs. Weber, USF
 REB: 7 vs. Fort Lewis
 ASSISTS: 2 vs. Weber St., SUU
 STEALS: 3 vs. Fort Lewis
 BLOCKS: --
 MINUTES: 22 vs. Fort Lewis

TERRY NASHIF / 5-10 • 165 • freshman • guard

Nashif is a freshman who served a mission for the Church of Jesus Christ of Latter-day Saints after his senior year in 1999 at Evergreen High School in Vancouver, Wash. A smart player who can put down the three-pointer, he knows how to run a team and is an excellent distributor of the ball.

Nashif could see more playing time with the loss of Shawn Oponui. He played briefly vs. UNLV and for few seconds only at Pepperdine while Montague had to be attended to momentarily by the training staff. He played only one minute vs USF with one rebound after equaling his season high playing 10 minutes vs. Southern Utah, recording a high of 3 rebounds. He played five minutes vs. CSUN and recorded a career-high 3 points, going 3-6 from the line. He took one three-pointer. He has played in eight games, including a brief appearance vs. Stanford at the end of the game. He played 10 minutes against Fort Lewis, and had 2 points and 3 assists.



Terry Nashif – 2001-02 Game-by-Game

Opponent	Date	GS	Min	TOTAL			3-PTS			REBOUNDS			Avg	PF	FO	A	TO	Blk	Stl	Pts	Avg			
				FG	FGA	Pct	3FG	3FGA	Pct	FT	FTA	Pct										Off	Def	Tot
at University of San Diego	11-17-01	1	0	0	.000	0	0	.000	0	0	.000	0	0	0	0.0	0	0	0	0	0	0	0.0		
WEBER STATE WILDCATS	12-05-01	1	0	0	.000	0	0	.000	0	0	.000	0	0	0	0.0	1	0	0	0	0	0	0.0		
FORT LEWIS COLLEGE	12/12/01	10	1	1	1.000	0	0	.000	0	0	.000	0	2	2	0.7	2	0	3	1	0	0	2	0.7	
IDAHO	12/15/01	5	0	0	.000	0	0	.000	0	0	.000	0	0	0	0.5	0	0	1	1	0	0	0.5		
vs Stanford	12/22/01	0	0	0	.000	0	0	.000	0	0	.000	0	0	0	0.4	0	0	0	0	0	0	0.4		
CAL STATE NORTHRI DGE	12/27/01	5	0	1	.000	0	1	.000	3	6	.500	0	2	2	0.7	0	0	1	1	0	1	3	0.8	
SOUTHERN UTAH UNI VERSITY	12/29/01	10	0	1	.000	0	1	.000	0	0	.000	0	3	3	1.0	1	0	2	0	0	0	0.7		
UNI VERSITY OF SAN FRANCI SCO	01/02/02	1	0	0	.000	0	0	.000	0	0	.000	0	1	1	1.0	0	0	0	0	0	0	0.6		
at Pepperdi ne	1/5/02	0	0	0	.000	0	0	.000	0	0	.000	0	0	0	0.9	0	0	0	1	0	0	0.6		
NEVADA-LAS VEGAS	01/15/02	1	0	0	.000	0	0	.000	0	0	.000	0	0	0	0.8	0	0	0	0	0	0	0.5		
Total s		0	34	1	3	.333	0	2	.000	3	6	.500	0	8	8	0.8	4	0	7	5	0	1	5	0.5

CAREER HIGHS:

POINTS: 3 vs. CSUN
 FG MADE: 1 vs. Fort Lewis
 FG ATT: 1 (three times)
 FG%: 1.000 (1-1) vs. Fort Lewis
 3FG MADE: --
 3FG ATT: 1 vs. CSUN, SUU
 3FG%: --
 FT MADE: 3 vs. CSUN
 FT ATT: 6 vs. CSUN
 FT %: .500 (3-6) vs. CSUN
 REB: 3 vs. SUU
 ASSISTS: 3 vs. Fort Lewis
 STEALS: 1 vs. CSUN
 BLOCKS: --
 MINUTES: 10 vs. Ft Lewis, SUU

SHAWN OPUNUI / 5-11 • 170 • freshman • point guard

Opunui averaged 21.7 points and 6.1 assists as an all-state point guard at Orem High School in 1999 before leaving for an LDS Church mission. A strong offensive player and solid defender, Opunui shot nearly 91 percent from the free throw line, third best in state history, and 40 percent on three-point attempts. His 401 assists put him on the state's top-10 all-time list. He is an athletic point guard who has excellent open court passing skills and is an outstanding three-point shooter. His ability to break defenses down with the dribble should create offensive opportunities for his teammates. He loves pushing the ball up the floor as a true point guard with great court vision.

Opunui will be out for at least another month after reinjuring his left thumb vs. Idaho (torn ligaments). He originally suffered ligament damage in his thumb while playing three minutes at Utah State on Dec. 1. The freshman guard got his hard cast taken off this week and will be in a removable splint for two or three more weeks. He had played in four games. His only significant playing time was against Fort Lewis when he played 20 minutes. It was his first action in three games after injuring his thumb at Utah State. He dished out a career-best 10 assists and had career highs with six points, four rebounds and three steals in 20 minutes vs. Fort Lewis. He had six assists in the first half in only seven minutes.



CAREER HIGHS:

POINTS: 6 vs. Fort Lewis
 FG MADE: 2 vs. Fort Lewis
 FG ATT: 3 vs. Fort Lewis
 FG%: .667 (2-3) vs. Fort Lewis
 3FG MADE: 1 vs. Fort Lewis
 3FG ATT: 2 vs. Fort Lewis
 3FG%: .500 (1-2) vs. Fort Lewis
 FT MADE: 1 vs. Fort Lewis
 FT ATT: 3 vs. Fort Lewis
 FT %: .333 (1-3) vs. Fort Lewis
 REB: 4 vs. Fort Lewis
 ASSISTS: 10 vs. Fort Lewis
 STEALS: 3 vs. Fort Lewis
 BLOCKS: –
 MINUTES: 20 vs. Fort Lewis

Shawn Opunui – 2001-02 Game-by-Game

Opponent	Date	GS	Min	TOTAL			3-PTS			REBOUNDS			PF	FO	A	TO	Bl	kStl	Pts	Avg				
				FG	FGA	Pct	3PGFGA	Pct	FT	FTA	Pct	Off									Def	Tot		
at University of San Diego	11-17-01	1	0	0	.000	0	0	.000	0	0	.000	0	0	0	0	0	1	0	0	0	0.0			
at Utah State	12/1/01	3	0	0	.000	0	0	.000	0	0	.000	0	0	0	0	0	1	0	0	0	0.0			
FORT LEWIS COLLEGE	12/12/01	20	2	3	.667	1	2	.500	1	3	.333	0	4	4	1.3	1	0	10	2	0	3	6	2.0	
IDAHO	12/15/01	2	0	0	.000	0	0	.000	0	0	.000	0	0	0	1.0	1	0	0	1	0	0	0	1.5	
Totals		0	26	2	3	.667	1	2	.500	1	3	.333	0	4	4	1.0	2	0	11	4	0	3	6	1.5



STEVE CLEVELAND / head coach

Steve Cleveland enters his fifth season at the helm of the Cougars in 2001-02. In his four seasons at BYU, Cleveland has proven to be a first-rate recruiter, an excellent coach and player developer,

and above all, a winner.

Last year Cleveland guiding BYU to its first NCAA tournament bid since 1995, its first conference regular season title since 1993 and its first conference tournament championship since 1992. While rebuilding a program that finished 1-25 before his arrival, he has improved the Cougars each season, posting records of 9-21, 12-16, 22-11 and 24-9. The Cougars also improved upon an NIT season in 1999-2000 to earn an NCAA berth last year.

The past two seasons both rank among of the school's best year's ever in terms of wins dating back to the Cougars first season in 1902. In fact, only five BYU teams have ever recorded more wins than last year's 24-9 team and only seven have improved upon the 22-11 record in 1999-2000.

The Cougars have improved their conference record each year under Cleveland (4-10 first year; 6-8 second year; 7-7 third year, 10-4 last year). The Cougars are an impressive 29-2 at home the past two years and have improved on the road with 17 away/neutral wins the past two seasons. BYU was a perfect 15-0 in the Marriott Center last year.

Cleveland's teams have come on strong at the end of each season. Last year BYU won five straight games on the road to secure a share of the MWC regular season title and earn the automatic NCAA bid by claiming the MWC Tournament in Las Vegas. The Cougars won six of their last eight games the prior season, including two MWC tournament wins and two NIT victories. In Cleveland's first year, BYU completed a rare sweep of New Mexico and UTEP on the road to earn a WAC tournament berth. The road sweep of New Mexico and UTEP was the first for BYU since 1990-91 and the 83-62 upset of No.15-ranked New Mexico in the Pit ended the Lobos' 41-game home winning streak. In Cleveland's second season the Cougars had a blowout win over UTEP before a 90-74 conference tournament upset

victory over TCU to achieve BYU's first conference tournament win since 1994. Cleveland has improved BYU each year in post season as well. After guided his team to the 2000 Mountain West Conference Tournament finals and the quarterfinals of the NIT in 2000, last year he coached the Cougars to the 2001 MWC Tournament Championship and an NCAA berth.

As a recruiter, Cleveland has made a similar impact on BYU's program. Cleveland recruits have proven they are not only committed to Cleveland's vision but also are the kind of players to help make that vision a reality in Provo. Cleveland and his staff have been able to attract top talent from Utah and beyond. BYU has had one of the conference's top players in each of his four seasons. Last year Trent Whiting transferred from Utah even though he had to give up a year of eligibility. He was named to the MWC Newcomer Team and earned All-MWC Second Team honors while averaging 14.2 points. In 1999-2000, Terrell Lyday was the MWC Newcomer of the Year and was fourth in the league in scoring with a BYU-best 17.1 ppg. He followed in the footsteps of Mark Bigelow, who led the Cougars in scoring (15.0) and rebounding (6.3) while being named the Western Athletic Conference Pacific Division Freshman of the Year and second-team All-WAC in 1998-99 before departing for a two-year LDS Church mission. Ron Selleaze transferred to BYU in Cleveland's first season and earned WAC

Newcomer of the Year and second-team all-conference honors.

He signed a multi-year contract extension in October. Before taking the helm at BYU on March 11, 1997, Cleveland compiled a 157-77 record at Fresno City College in Fresno, Calif. Cleveland was named coach of the year two times while at FCC and led the Rams to post-season playoffs in each of his seven seasons in Fresno. Cleveland coached 10 years at Fresno's Clovis West High School, compiling a 180-70 record.

PLAYING CAREER

Cleveland played college basketball at UC Irvine and was the Anteaters' MVP and leading scorer his senior season in 1975-76. Prior to attending UC Irvine, Cleveland was Fresno City College's Most Outstanding Player in 1973-74. Cleveland received a B.A. degree in social science from UC Irvine in 1976, and received a Master's in education administration from Fresno Pacific in 1979.

PERSONAL

Cleveland, 49, was born in the Los Angeles area and spent most of his life in Fresno, Calif. He served an LDS Church mission to England from 1971-73. Cleveland was the first head basketball or football coach at BYU to have served a church mission. Cleveland and his wife Kip have three children: sons Casey (23) and Skyler (20) and daughter Katie (11).

STEVE CLEVELAND / college coaching ledger

Brigham Young University							
Year	W	L	Pct.	Conference	Conf. Tourney	Ntl Tourney	
2001-2002	12	3	.800	2-0			
2000-2001	24	9	.727	10-4 (T-1st)	3-0	0-1 NCAA	
1999-2000	22	11	.667	7-7 (sixth MWC)	2-1	2-1 NIT	
1998-1999	12	16	.429	6-8 (fifth WAC)	1-1		
1997-1998	9	21	.300	4-10 (sixth WAC)	0-1		
Totals	79	60	.568	29-29 (.500)	6-3 (.667)	2-2 (.500)	

Fresno City College							
Year	W	L	Pct.	Conference	N. Cal	Final 8	
1996-97	31	4	.886	13-1 (first)	3-0	1-1	
1995-96	22	10	.688	9-5 (second)	1-1		
1994-95	26	11	.703	9-5 (fourth)	3-0	0-1	
1993-94	18	13	.581	7-5 (fourth)	0-1		
1992-93	17	15	.531	5-7 (fourth)	1-1		
1991-92	24	10	.706	8-4 (second)	0-1		
1990-91	19	14	.576	4-8 (fifth)	0-1		
Totals	157	77	.671	55-35 (.611)	8-5 (.615)	1-2 (.333)	

All Games

RECORD:	OVERALL	HOME	AWAY	NEUTRAL
ALL GAMES	12-3	10-0	1-3	1-0
CONFERENCE	2-0	2-0	0-0	0-0
NON-CONFERENCE	10-3	8-0	1-3	1-0

##	Player	GP	GS	TOTAL			3-PTS			REBOUNDS			PF	FO	A	TO	Blk	Stl	Pts	Avg						
				Min	Avg	FG	FGA	Pct	3FG	FGA	Pct	FT									FTA	Pct	Off	Def	Tot	Avg
03	BIGELOW, Mark	15	15	463	30.9	77	176	.438	36	83	.434	70	81	.864	9	37	46	3.1	33	2	22	35	7	7	260	17.3
02	HANSEN, Travis	15	15	467	31.1	71	159	.447	20	46	.435	71	93	.763	20	88	108	7.2	52	2	22	37	6	5	233	15.5
25	NI ELSSEN, Eric	15	15	476	31.7	64	109	.587	3	5	.600	26	35	.743	20	56	76	5.1	46	0	15	33	5	3	157	10.5
52	JENSEN, Jared	15	14	329	21.9	48	78	.615	0	0	.000	38	47	.809	21	36	57	3.8	37	2	5	13	7	9	134	8.9
20	BOBIK, Daniel	15	0	322	21.5	39	99	.394	20	51	.392	28	30	.933	6	39	45	3.0	31	1	24	28	6	14	126	8.4
31	MONTAGUE, Matt	15	15	556	37.1	27	66	.409	5	19	.263	40	53	.755	8	62	70	4.7	19	0	105	37	0	25	99	6.6
22	BALDERSON, Jimmy	12	0	85	7.1	17	28	.607	5	14	.357	9	14	.643	4	13	17	1.4	7	0	5	8	0	5	48	4.0
42	CARLSLE, Jon	10	0	75	7.5	6	14	.429	0	0	.000	5	8	.625	9	13	22	2.2	15	1	2	4	5	0	17	1.7
12	OPUNUI, Shawn	4	0	26	6.5	2	3	.667	1	2	.500	1	3	.333	0	4	4	1.0	2	0	11	4	0	3	6	1.5
32	JEPSEN, Bart	15	0	147	9.8	7	17	.412	0	1	.000	3	5	.600	9	20	29	1.9	25	1	2	7	2	0	17	1.1
40	HOWARD, Dan	10	1	52	5.2	2	4	.500	0	0	.000	3	4	.750	5	6	11	1.1	8	0	0	2	4	0	7	0.7
10	NASHIF, Terry	10	0	34	3.4	1	3	.333	0	2	.000	3	6	.500	0	8	8	0.8	4	0	7	5	0	1	5	0.5
04	PINEGAR, Jesse	5	0	18	3.6	1	5	.200	0	1	.000	0	0	.000	0	3	3	0.6	1	0	1	2	0	2	2	0.4
TM	TEAM												25 24 49 3.3			0			0							
	Total	15				362	761	.476	90	224	.402	297	379	.784	136	409	545	36.3	280	9	221	215	42	74	1111	74.1
	Opponents	15				325	830	.392	72	261	.276	213	312	.683	151	313	464	30.9	311	-	176	190	33	103	935	62.3

Team Statistics - All games

TEAM STATISTICS	BYU	OPP
SCORING	1111	935
Points per game	74.1	62.3
Scoring margin	+11.7	-
FIELD GOALS-ATT	362-761	325-830
Field goal pct	.476	.392
3 POINT FG-ATT	90-224	72-261
3-point FG pct	.402	.276
3-pt FG made per game	6.0	4.8
FREE THROWS-ATT	297-379	213-312
Free throw pct	.784	.683
REBOUNDS	545	464
Rebounds per game	36.3	30.9
Rebounding margin	+5.4	-
ASSISTS	221	176
Assists per game	14.7	11.7
TURNOVERS	215	190
Turnovers per game	14.3	12.7
Turnover margin	-1.7	-
Assist/turnover ratio	1.0	0.9
STEALS	74	103
Steals per game	4.9	6.9
BLOCKS	42	33
Blocks per game	2.8	2.2
WINNING STREAK	2	-
Home win streak	10	-
ATTENDANCE	82872	29172
Home games-Avg/Game	10-8287	4-4893
Neutral site-Avg/Game	-	1-9601

SCORE BY PERIODS:	1st	2nd	OT	Total
BRI GHAM YOUNG Cougars	525	570	16	1111
Opponents	408	499	28	935

Mountain West Conference Games

RECORD:	OVERALL	HOME	AWAY	NEUTRAL
ALL GAMES	2-0	2-0	0-0	0-0
CONFERENCE	2-0	2-0	0-0	0-0
NON-CONFERENCE	0-0	0-0	0-0	0-0

##	Player	GP	GS	TOTAL			3-PTS			REBOUNDS			PF	FO	A	TO	Blk	Stl	Pts	Avg										
				Min	Avg	FG	FGA	Pct	3FG	FGA	Pct	FT									FTA	Pct	Off	Def	Tot	Avg				
02	HANSEN, Travis	2	2	72	36.0	7	20	.350	4	7	.571	11	19	.579	1	7	8	4.0	5	0	5	7	1	2	29	14.5				
03	BIGELOW, Mark	2	2	63	31.5	9	23	.391	3	11	.273	8	10	.800	1	4	5	2.5	4	0	2	7	1	1	29	14.5				
52	JENSEN, Jared	2	2	49	24.5	7	13	.538	0	0	.000	11	14	.786	5	4	9	4.5	6	1	1	1	1	3	25	12.5				
25	NIELSEN, Eric	2	2	56	28.0	8	11	.727	0	0	.000	6	7	.857	1	6	7	3.5	8	0	1	5	1	0	22	11.0				
31	MONTAGUE, Matt	2	2	78	39.0	4	7	.571	1	2	.500	5	7	.714	0	14	14	7.0	1	0	11	6	0	4	14	7.0				
20	BOBIK, Daniel	2	0	37	18.5	2	11	.182	1	5	.200	2	2	1.000	0	4	4	2.0	4	0	2	2	1	0	7	3.5				
32	JEPSEN, Bart	2	0	28	14.0	3	4	.750	0	1	.000	1	2	.500	2	0	2	1.0	3	0	0	0	1	0	7	3.5				
42	CARLSLE, Jon	2	0	14	7.0	0	2	.000	0	0	.000	2	2	1.000	2	4	6	3.0	1	0	1	0	0	0	2	1.0				
10	NASHI F, Terry	1	0	1	1.0	0	0	.000	0	0	.000	0	0	.000	0	0	0	0.0	0	0	0	0	0	0	0	0.0				
22	BALDERSON, Jimmy	2	0	2	1.0	0	0	.000	0	0	.000	0	0	.000	0	0	0	0.0	0	0	0	0	0	0	0	0.0				
TM TEAM													6			6			12			6.0			0			0		
Total		2					40 91 .440			9 26 .346			46 63 .730			18 49 67 33.5			32 1 23 28 6 10 135 67.5											
Opponents		2					41 108 .380			5 23 .217			24 31 .774			21 45 66 33.0			48 - 20 28 7 15 111 55.5											

Team Statistics – MWC games

TEAM STATISTICS	BYU	OPP
SCORING	135	111
Points per game	67.5	55.5
Scoring margin	+12.0	-
FIELD GOALS-ATT	40-91	41-108
Field goal pct	.440	.380
3 POINT FG-ATT	9-26	5-23
3-point FG pct	.346	.217
3-pt FG made per game	4.5	2.5
FREE THROWS-ATT	46-63	24-31
Free throw pct	.730	.774
REBOUNDS	67	66
Rebounds per game	33.5	33.0
Rebounding margin	+0.5	-
ASSISTS	23	20
Assists per game	11.5	10.0
TURNOVERS	28	28
Turnovers per game	14.0	14.0
Turnover margin	+0.0	-
Assist/turnover ratio	0.8	0.7
STEALS	10	15
Steals per game	5.0	7.5
BLOCKS	6	7
Blocks per game	3.0	3.5
WINNING STREAK	2	-
Home win streak	2	-
ATTENDANCE	28389	0
Home games-Avg/Game	2-14194	0-0
Neutral site-Avg/Game	-	0-0

SCORE BY PERIODS:	1st	2nd	Total
BRI GHAM YOUNG Cougars	61	74	135
Opponents	58	53	111

Opponent	1st	2nd	Score	Mar	Total	FG	FG Pct	3-Pointers	3FG Pct	Free Throws	FT Pct	Rebounds	Mar	Assist	TOver	Block	Steal	Fouls
University of San Diego	27/23	43/36	70-59	+11	20-44/18-52	.455/.346	3-10/4-17	.300/.235	27-35/19-35	.771/.543	37/31	+6	14/13	18/11	2/2	6/7	27/28	
ARIZONA STATE	37/29	45/41	82-70	+12	25-55/26-56	.455/.464	7-17/4-11	.412/.364	25-31/14-20	.806/.700	42/26	+16	13/11	19/16	1/2	3/9	21/26	
UC Santa Barbara	34/29	24/39	58-68	(10)	20-52/20-53	.385/.377	6-14/3-16	.429/.188	12-16/25-28	.750/.893	35/35	-	11/15	17/11	3/3	4/9	18/16	
Utah State	37/34	38/41	81-90	(9)	28-58/28-55	.483/.509	9-20/6-13	.450/.462	16-19/28-30	.842/.933	24/35	(11)	16/23	10/7	1/1	4/4	24/16	
WEBER STATE WILDCATS	43/29	22/18	65-47	+18	26-57/17-48	.456/.354	5-15/2-12	.333/.167	8-9/11-20	.889/.550	37/32	+5	17/7	12/15	3/1	5/5	20/15	
CREIGHTON	26/23	35/29	61-52	+9	19-40/19-55	.475/.345	3-7/4-17	.429/.235	20-25/10-16	.800/.625	36/29	+7	12/7	16/11	5/4	6/10	16/21	
FORT LEWIS COLLEGE	50/21	51/32	101-53	+48	39-56/19-57	.696/.333	5-14/7-24	.357/.292	18-24/8-14	.750/.571	47/17	+30	26/14	16/13	3/0	8/7	16/22	
IDAHO	32/19	38/29	70-48	+22	21-39/17-50	.538/.340	11-21/5-14	.524/.357	17-19/9-13	.895/.692	29/25	+4	20/10	11/9	5/0	4/5	13/14	
Stanford	40/41	41/35	81-76	+5	24-52/27-66	.462/.409	7-11/6-25	.636/.240	26-34/16-24	.765/.667	38/37	+1	8/14	12/8	1/5	0/5	19/22	
CAL STATE NORTHRI DGE	34/24	50/46	84-70	+14	25-55/26-59	.455/.441	5-18/7-22	.278/.318	29-36/11-17	.806/.647	39/32	+7	12/14	12/15	1/0	8/8	16/24	
SOUTHERN UTAH UNIVERSI TY	34/21	45/37	79-58	+21	28-47/20-56	.596/.357	11-22/7-21	.500/.333	12-17/11-19	.706/.579	38/26	+12	22/11	20/14	3/0	3/10	18/17	
UNI V. OF SAN FRANCI SCO	36/31	29/20	65-51	+14	21-49/20-50	.429/.400	4-14/3-21	.286/.143	19-23/8-9	.826/.889	32/30	+2	16/8	9/15	6/2	9/3	12/18	
Pepperdi ne	34/26	35/43	79-82	(3)	26-66/27-65	.394/.415	5-15/9-25	.333/.360	22-28/19-36	.786/.528	44/43	+1	11/9	15/17	2/6	4/6	28/24	
SAN DI EGO STATE	39/32	36/32	75-64	+11	22-49/21-57	.449/.368	5-16/3-9	.313/.333	26-35/19-23	.743/.826	28/44	(16)	12/10	8/13	4/2	6/2	20/26	
NEVADA-LAS VEGAS	22/26	38/21	60-47	+13	18-42/20-51	.429/.392	4-10/2-14	.400/.143	20-28/5-8	.714/.625	39/22	+17	11/10	20/15	2/5	4/13	12/22	

Note: Game totals are displayed in the format TEAM/OPPONENT for each category

Home Games

RECORD:	OVERALL	HOME	AWAY	NEUTRAL
ALL GAMES	10-0	10-0	0-0	0-0
CONFERENCE	2-0	2-0	0-0	0-0
NON-CONFERENCE	8-0	8-0	0-0	0-0

##	Player	GP	GS	TOTAL			3-PTS			REBOUNDS			PF	FO	A	TO	Blk	Stl	Pts	Avg						
				Min	Avg	FG	FGA	Pct	3FG	FGA	Pct	FT									FTA	Pct	Off	Def	Tot	Avg
03	BIGELOW, Mark	10	10	308	30.8	57	120	.475	25	58	.431	47	53	.887	7	23	30	3.0	16	0	16	23	4	5	186	18.6
02	HANSEN, Travis	10	10	289	28.9	38	91	.418	13	32	.406	45	59	.763	13	46	59	5.9	31	0	16	27	4	3	134	13.4
52	JENSEN, Jared	10	10	214	21.4	38	60	.633	0	0	.000	25	31	.806	14	31	45	4.5	23	1	5	7	7	8	101	10.1
25	NI ELSSEN, Eric	10	10	305	30.5	39	63	.619	1	1	1.000	14	21	.667	11	41	52	5.2	28	0	12	18	5	2	93	9.3
20	BOBIK, Daniel	10	0	201	20.1	23	57	.404	12	31	.387	21	23	.913	2	24	26	2.6	14	0	17	16	4	9	79	7.9
31	MONTAGUE, Matt	10	10	353	35.3	17	38	.447	4	15	.267	20	24	.833	5	44	49	4.9	8	0	69	28	0	19	58	5.8
22	BALDERSON, Jimmy	8	0	64	8.0	15	23	.652	4	11	.364	7	10	.700	3	9	12	1.5	4	0	4	6	0	4	41	5.1
12	OPUNUI, Shawn	2	0	22	11.0	2	3	.667	1	2	.500	1	3	.333	0	4	4	2.0	2	0	10	3	0	3	6	3.0
32	JEPSEN, Bart	10	0	99	9.9	7	14	.500	0	1	.000	3	5	.600	6	12	18	1.8	19	1	2	6	1	0	17	1.7
42	CARLISLE, Jon	8	0	53	6.6	4	9	.444	0	0	.000	5	8	.625	7	11	18	2.3	8	0	2	2	4	0	13	1.6
40	HOWARD, Dan	7	0	41	5.9	2	3	.667	0	0	.000	3	4	.750	4	5	9	1.3	6	0	0	1	4	0	7	1.0
10	NASHIF, Terry	7	0	33	4.7	1	3	.333	0	2	.000	3	6	.500	0	8	8	1.1	4	0	7	4	0	1	5	0.7
04	PI NEGAR, Jesse	5	0	18	3.6	1	5	.200	0	1	.000	0	0	.000	0	3	3	0.6	1	0	1	2	0	2	2	0.4
TM	TEAM														16	18	34	3.8	0			0				
	Total	10				244	489	.499	60	154	.390	194	247	.785	88	279	367	36.7	164	2	161	143	33	56	742	74.2
	Opponents	10				205	539	.380	44	165	.267	106	159	.667	88	195	283	28.3	205	-	102	136	16	72	560	56.0

Away/Neutral Games

RECORD:	OVERALL	HOME	AWAY	NEUTRAL
ALL GAMES	2-3	0-0	1-3	1-0
CONFERENCE	0-0	0-0	0-0	0-0
NON-CONFERENCE	2-3	0-0	1-3	1-0

##	Player	GP	GS	TOTAL			3-PTS			REBOUNDS			PF	FO	A	TO	Blk	Stl	Pts	Avg						
				Min	Avg	FG	FGA	Pct	3FG	FGA	Pct	FT									FTA	Pct	Off	Def	Tot	Avg
02	HANSEN, Travis	5	5	178	35.6	33	68	.485	7	14	.500	26	34	.765	7	42	49	9.8	21	2	6	10	2	2	99	19.8
03	BIGELOW, Mark	5	5	155	31.0	20	56	.357	11	25	.440	23	28	.821	2	14	16	3.2	17	2	6	12	3	2	74	14.8
25	NI ELSSEN, Eric	5	5	171	34.2	25	46	.543	2	4	.500	12	14	.857	9	15	24	4.8	18	0	3	15	0	1	64	12.8
20	BOBIK, Daniel	5	0	121	24.2	16	42	.381	8	20	.400	7	7	1.000	4	15	19	3.8	17	1	7	12	2	5	47	9.4
31	MONTAGUE, Matt	5	5	203	40.6	10	28	.357	1	4	.250	20	29	.690	3	18	21	4.2	11	0	36	9	0	6	41	8.2
52	JENSEN, Jared	5	4	115	23.0	10	18	.556	0	0	.000	13	16	.813	7	5	12	2.4	14	1	0	6	0	1	33	6.6
42	CARLISLE, Jon	2	0	22	11.0	2	5	.400	0	0	.000	0	0	.000	2	2	4	2.0	7	1	0	2	1	0	4	2.0
22	BALDERSON, Jimmy	4	0	21	5.3	2	5	.400	1	3	.333	2	4	.500	1	4	5	1.3	3	0	1	2	0	1	7	1.8
32	JEPSEN, Bart	5	0	48	9.6	0	3	.000	0	0	.000	0	0	.000	3	8	11	2.2	6	0	0	1	1	0	0	0.0
10	NASHIF, Terry	3	0	1	0.3	0	0	.000	0	0	.000	0	0	.000	0	0	0	0.0	0	0	0	1	0	0	0	0.0
12	OPUNUI, Shawn	2	0	4	2.0	0	0	.000	0	0	.000	0	0	.000	0	0	0	0.0	0	0	0	1	1	0	0	0.0
40	HOWARD, Dan	3	1	11	3.7	0	1	.000	0	0	.000	0	0	.000	1	1	2	0.7	2	0	0	1	0	0	0	0.0
TM	TEAM														9	6	15	3.0	0			0				
	Total	5				118	272	.434	30	70	.429	103	132	.780	48	130	178	35.6	116	7	60	72	9	18	369	73.8
	Opponents	5				120	291	.412	28	96	.292	107	153	.699	63	118	181	36.2	106	-	74	54	17	31	375	75.0

Wins

RECORD:	OVERALL	HOME	AWAY	NEUTRAL
ALL GAMES	12-0	10-0	1-0	1-0
CONFERENCE	2-0	2-0	0-0	0-0
NON-CONFERENCE	10-0	8-0	1-0	1-0

##	Player	GP	GS	Min	Avg	TOTAL			3-PTS			REBOUNDS			PF	FO	A	TO	Blk	Stl	Pts	Avg				
						FG	FGA	Pct	3FG	FGA	Pct	FT	FTA	Pct									Off	Def	Tot	Avg
03	BIGELOW, Mark	12	12	368	30.7	64	139	.460	28	65	.431	54	63	.857	7	30	37	3.1	23	1	19	27	4	5	210	17.5
02	HANSEN, Travis	12	12	351	29.3	47	109	.431	15	36	.417	54	75	.720	14	62	76	6.3	40	1	17	32	6	4	163	13.6
25	NIELSEN, Eric	12	12	381	31.8	53	86	.616	3	3	1.000	21	28	.750	14	51	65	5.4	34	0	14	23	5	2	130	10.8
52	JENSEN, Jared	12	11	242	20.2	42	67	.627	0	0	.000	32	39	.821	18	33	51	4.3	31	2	5	8	7	8	116	9.7
20	BOBIK, Daniel	12	0	255	21.3	29	71	.408	15	38	.395	28	30	.933	4	30	34	2.8	20	0	21	21	4	11	101	8.4
31	MONTAGUE, Matt	12	12	431	35.9	19	46	.413	4	16	.250	35	43	.814	6	52	58	4.8	11	0	81	32	0	21	77	6.4
22	BALDERSON, Jimmy	9	0	74	8.2	16	25	.640	4	11	.364	8	12	.667	4	13	17	1.9	6	0	4	8	0	5	44	4.9
12	OPUNUI, Shawn	3	0	23	7.7	2	3	.667	1	2	.500	1	3	.333	0	4	4	1.3	2	0	10	4	0	3	6	2.0
42	CARLSLE, Jon	9	0	67	7.4	5	12	.417	0	0	.000	5	8	.625	8	12	20	2.2	10	0	2	4	5	0	15	1.7
32	JEPSEN, Bart	12	0	106	8.8	7	15	.467	0	1	.000	3	5	.600	7	13	20	1.7	21	1	2	6	1	0	17	1.4
40	HOWARD, Dan	9	1	50	5.6	2	4	.500	0	0	.000	3	4	.750	5	6	11	1.2	7	0	0	2	4	0	7	0.8
10	NASHIF, Terry	9	0	34	3.8	1	3	.333	0	2	.000	3	6	.500	0	8	8	0.9	4	0	7	4	0	1	5	0.6
04	PINEGAR, Jesse	5	0	18	3.6	1	5	.200	0	1	.000	0	0	.000	0	3	3	0.6	1	0	1	2	0	2	2	0.4
TM TEAM																										
Total		12				288	585	.492	70	175	.400	247	316	.782	104	338	442	36.8	210	5	183	173	36	62	893	74.4
Opponents		12				250	657	.381	54	207	.261	141	218	.647	113	238	351	29.3	255	-	129	155	23	84	695	57.9

Losses

RECORD:	OVERALL	HOME	AWAY	NEUTRAL
ALL GAMES	0-3	0-0	0-3	0-0
CONFERENCE	0-0	0-0	0-0	0-0
NON-CONFERENCE	0-3	0-0	0-3	0-0

##	Player	GP	GS	Min	Avg	TOTAL			3-PTS			REBOUNDS			PF	FO	A	TO	Blk	Stl	Pts	Avg				
						FG	FGA	Pct	3FG	FGA	Pct	FT	FTA	Pct									Off	Def	Tot	Avg
02	HANSEN, Travis	3	3	116	38.7	24	50	.480	5	10	.500	17	18	.944	6	26	32	10.7	12	1	5	5	0	1	70	23.3
03	BIGELOW, Mark	3	3	95	31.7	13	37	.351	8	18	.444	16	18	.889	2	7	9	3.0	10	1	3	8	3	2	50	16.7
25	NIELSEN, Eric	3	3	95	31.7	11	23	.478	0	2	.000	5	7	.714	6	5	11	3.7	12	0	1	10	0	1	27	9.0
20	BOBIK, Daniel	3	0	67	22.3	10	28	.357	5	13	.385	0	0	.000	2	9	11	3.7	11	1	3	7	2	3	25	8.3
31	MONTAGUE, Matt	3	3	125	41.7	8	20	.400	1	3	.333	5	10	.500	2	10	12	4.0	8	0	24	5	0	4	22	7.3
52	JENSEN, Jared	3	3	87	29.0	6	11	.545	0	0	.000	6	8	.750	3	3	6	2.0	6	0	0	5	0	1	18	6.0
42	CARLSLE, Jon	1	0	8	8.0	1	2	.500	0	0	.000	0	0	.000	1	1	2	2.0	5	1	0	0	0	0	2	2.0
22	BALDERSON, Jimmy	3	0	11	3.7	1	3	.333	1	3	.333	1	2	.500	0	0	0	0.0	1	0	1	0	0	0	4	1.3
12	OPUNUI, Shawn	1	0	3	3.0	0	0	.000	0	0	.000	0	0	.000	0	0	0	0.0	0	0	1	0	0	0	0	0.0
10	NASHIF, Terry	1	0	0	0.0	0	0	.000	0	0	.000	0	0	.000	0	0	0	0.0	0	0	0	1	0	0	0	0.0
40	HOWARD, Dan	1	0	2	2.0	0	0	.000	0	0	.000	0	0	.000	0	0	0	0.0	1	0	0	0	0	0	0	0.0
32	JEPSEN, Bart	3	0	41	13.7	0	2	.000	0	0	.000	0	0	.000	2	7	9	3.0	4	0	0	1	1	0	0	0.0
TM TEAM																										
Total		3				74	176	.420	20	49	.408	50	63	.794	32	71	103	34.3	70	4	38	42	6	12	218	72.7
Opponents		3				75	173	.434	18	54	.333	72	94	.766	38	75	113	37.7	56	-	47	35	10	19	240	80.0

<u>Opponent</u>	<u>Date</u>	<u>Score</u>	<u>WL</u>	<u>POINTS</u>	<u>REBOUNDS</u>	<u>ASSISTS</u>	<u>STEALS</u>	<u>BLOCKED SHOTS</u>
at University of San Diego	11-17-01	70-59	W	21-HANSEN, Travis	8-HANSEN, Travis	8-MONTAGUE, Matt	2-BOBIK, Daniel MONTAGUE, Matt	2-HANSEN, Travis
ARIZONA STATE	11/24/02	82-70	W	31-BIGELOW, Mark	15-HANSEN, Travis	6-MONTAGUE, Matt	2-NIELSEN, Eric	1-BOBIK, Daniel
at UC Santa Barbara	11-28-01	58-68	L	15-BIGELOW, Mark	10-HANSEN, Travis	6-MONTAGUE, Matt	2-BOBIK, Daniel	3-BIGELOW, Mark
at Utah State	12/1/01	81-90	LOT	26-HANSEN, Travis	5-HANSEN, Travis	10-MONTAGUE, Matt	2-BIGELOW, Mark	1-JEPSEN, Bart
WEBER STATE WILDCATS	12-05-01	65-47	W	14-BIGELOW, Mark NIELSEN, Eric	8-NIELSEN, Eric	7-MONTAGUE, Matt	2-BOBIK, Daniel	1-BOBIK, Daniel JENSEN, Jared HOWARD, Dan
CREIGHTON	12/8/01	61-52	W	18-HANSEN, Travis	10-JENSEN, Jared	5-MONTAGUE, Matt	4-MONTAGUE, Matt	3-BIGELOW, Mark
FORT LEWIS COLLEGE	12/12/01	101-53	W	19-BALDERSON, Jimmy	7-HANSEN, Travis BALDERSON, Jimmy	10-OPUNUI, Shawn	3-BALDERSON, Jimmy OPUNUI, Shawn	2-CARLSLE, Jon
IDAHO	12/15/01	70-48	W	19-BIGELOW, Mark	4-JENSEN, Jared NIELSEN, Eric HANSEN, Travis BIGELOW, Mark	15-MONTAGUE, Matt	2-PINEGAR, Jesse	2-JENSEN, Jared HOWARD, Dan
vs Stanford	12/22/01	81-76	W	29-NIELSEN, Eric	9-HANSEN, Travis	4-MONTAGUE, Matt	None	1-CARLSLE, Jon
CAL STATE NORTHRI DGE	12/27/01	84-70	W	27-BIGELOW, Mark	10-JENSEN, Jared	4-BOBIK, Daniel MONTAGUE, Matt	3-BOBIK, Daniel	1-JENSEN, Jared
SOUTHERN UTAH UNI VERSITY	12/29/01	79-58	W	20-BIGELOW, Mark	6-BIGELOW, Mark	10-MONTAGUE, Matt	2-MONTAGUE, Matt	2-NIELSEN, Eric
UNI VERSITY OF SAN FRANCI SCO	01/02/02	65-51	W	15-BIGELOW, Mark	8-NIELSEN, Eric	7-MONTAGUE, Matt	5-MONTAGUE, Matt	2-CARLSLE, Jon NIELSEN, Eric
at Pepperdine	1/5/02	79-82	LOT	30-HANSEN, Travis	17-HANSEN, Travis	8-MONTAGUE, Matt	2-MONTAGUE, Matt	2-BOBIK, Daniel
SAN DIEGO STATE	01/12/02	75-64	W	19-HANSEN, Travis	8-MONTAGUE, Matt	6-MONTAGUE, Matt	3-MONTAGUE, Matt	1-JEPSEN, Bart NIELSEN, Eric BOBIK, Daniel HANSEN, Travis
NEVADA- LAS VEGAS	01/15/02	60-47	W	16-BIGELOW, Mark	7-JENSEN, Jared	5-MONTAGUE, Matt	2-JENSEN, Jared	1-BIGELOW, Mark JENSEN, Jared

FG PERCENTAGE	FG	ATT	Pct	FREE THROW ATTEMPTS	G	Att	Att/G	STEALS	G	No.	S/G
OPUNUI, Shawn	2	3	.667	HANSEN, Travis	15	93	6.2	MONTAGUE, Matt	15	25	1.7
JENSEN, Jared	48	78	.615	BIGELOW, Mark	15	81	5.4	BOBIK, Daniel	15	14	0.9
BALDERSON, Jimmy	17	28	.607	MONTAGUE, Matt	15	53	3.5	JENSEN, Jared	15	9	0.6
NI ELSEN, Eric	64	109	.587	JENSEN, Jared	15	47	3.1	BIGELOW, Mark	15	7	0.5
HOWARD, Dan	2	4	.500	NI ELSEN, Eric	15	35	2.3	BALDERSON, Jimmy	12	5	0.4
HANSEN, Travis	71	159	.447					HANSEN, Travis	15	5	0.3
BIGELOW, Mark	77	176	.438	FREE THROWS MADE	G	Made	Made/G				
CARLSLE, Jon	6	14	.429	BIGELOW, Mark	15	70	4.7				
JEPSEN, Bart	7	17	.412	HANSEN, Travis	15	71	4.7	OFFENSIVE REBOUNDS	G	No.	Avg/G
MONTAGUE, Matt	27	66	.409	NI ELSEN, Eric	15	26	1.7	JENSEN, Jared	15	21	1.4
BOBIK, Daniel	39	99	.394	JENSEN, Jared	15	38	2.5	HANSEN, Travis	15	20	1.3
NASHIF, Terry	1	3	.333	BOBIK, Daniel	15	28	1.9	NI ELSEN, Eric	15	20	1.3
				MONTAGUE, Matt	15	40	2.7	BIGELOW, Mark	15	9	0.6
								JEPSEN, Bart	15	9	0.6
FIELD GOAL ATTEMPTS	G	Att	Att/G					CARLSLE, Jon	10	9	0.9
BIGELOW, Mark	15	176	11.7	POINTS	G	Pts	Pts/G				
HANSEN, Travis	15	159	10.6	BIGELOW, Mark	15	260	17.3	DEFENSIVE REBOUNDS	G	No.	Avg/G
NI ELSEN, Eric	15	109	7.3	HANSEN, Travis	15	233	15.5	HANSEN, Travis	15	88	5.9
BOBIK, Daniel	15	99	6.6	NI ELSEN, Eric	15	157	10.5	MONTAGUE, Matt	15	62	4.1
JENSEN, Jared	15	78	5.2	JENSEN, Jared	15	134	8.9	NI ELSEN, Eric	15	56	3.7
				BOBIK, Daniel	15	126	8.4	BOBIK, Daniel	15	39	2.6
FIELD GOALS MADE	G	Made	Made/G	MONTAGUE, Matt	15	99	6.6	BIGELOW, Mark	15	37	2.5
BIGELOW, Mark	15	77	5.1	BALDERSON, Jimmy	12	48	4.0				
HANSEN, Travis	15	71	4.7	JEPSEN, Bart	15	17	1.1				
NI ELSEN, Eric	15	64	4.3	CARLSLE, Jon	10	17	1.7	BLOCKED SHOTS	G	No.	Bl k/G
JENSEN, Jared	15	48	3.2	HOWARD, Dan	10	7	0.7	JENSEN, Jared	15	7	0.5
BOBIK, Daniel	15	39	2.6	OPUNUI, Shawn	4	6	1.5	BIGELOW, Mark	15	7	0.5
				NASHIF, Terry	10	5	0.5	BOBIK, Daniel	15	6	0.4
3-POINT PERCENTAGE	3FG	ATT	Pct					HANSEN, Travis	15	6	0.4
NI ELSEN, Eric	3	5	.600	POINTS AVERAGE	G	Pts	Avg/G	CARLSLE, Jon	10	5	0.5
OPUNUI, Shawn	1	2	.500	BIGELOW, Mark	15	260	17.3	NI ELSEN, Eric	15	5	0.3
HANSEN, Travis	20	46	.435	HANSEN, Travis	15	233	15.5	MINUTES	G	No.	Min/G
BIGELOW, Mark	36	83	.434	NI ELSEN, Eric	15	157	10.5	MONTAGUE, Matt	15	556	37.1
BOBIK, Daniel	20	51	.392	JENSEN, Jared	15	134	8.9	NI ELSEN, Eric	15	476	31.7
BALDERSON, Jimmy	5	14	.357	BOBIK, Daniel	15	126	8.4	HANSEN, Travis	15	467	31.1
MONTAGUE, Matt	5	19	.263	MONTAGUE, Matt	15	99	6.6	BIGELOW, Mark	15	463	30.9
PI NEGAR, Jesse	0	1	.000	BALDERSON, Jimmy	12	48	4.0	JENSEN, Jared	15	329	21.9
NASHIF, Terry	0	2	.000	CARLSLE, Jon	10	17	1.7				
JEPSEN, Bart	0	1	.000	OPUNUI, Shawn	4	6	1.5				
				JEPSEN, Bart	15	17	1.1	FOULS	G	No.	Per/G
3-POINT FG ATTEMPTS	G	Att	Att/G	HOWARD, Dan	10	7	0.7	HANSEN, Travis	15	52	3.5
BIGELOW, Mark	15	83	5.5	NASHIF, Terry	10	5	0.5	NI ELSEN, Eric	15	46	3.1
BOBIK, Daniel	15	51	3.4					JENSEN, Jared	15	37	2.5
HANSEN, Travis	15	46	3.1	REBOUNDS	G	Reb	Reb/G	BIGELOW, Mark	15	33	2.2
MONTAGUE, Matt	15	19	1.3	HANSEN, Travis	15	108	7.2	BOBIK, Daniel	15	31	2.1
BALDERSON, Jimmy	12	14	1.2	NI ELSEN, Eric	15	76	5.1	FOULOUTS	G	No.	
				MONTAGUE, Matt	15	70	4.7	HANSEN, Travis	15	2	
3-POINT FGS MADE	G	Made	Made/G	JENSEN, Jared	15	57	3.8	JENSEN, Jared	15	2	
BIGELOW, Mark	15	36	2.4	BIGELOW, Mark	15	46	3.1	BIGELOW, Mark	15	2	
BOBIK, Daniel	15	20	1.3					JEPSEN, Bart	15	1	
HANSEN, Travis	15	20	1.3	REBOUND AVERAGE	G	Reb	Avg/G	BOBIK, Daniel	15	1	
BALDERSON, Jimmy	12	5	0.4	HANSEN, Travis	15	108	7.2	CARLSLE, Jon	10	1	
MONTAGUE, Matt	15	5	0.3	NI ELSEN, Eric	15	76	5.1				
				MONTAGUE, Matt	15	70	4.7				
FT PERCENTAGE	FT	ATT	Pct	JENSEN, Jared	15	57	3.8	TURNOVERS	G	No.	TO/G
BOBIK, Daniel	28	30	.933	BIGELOW, Mark	15	46	3.1	HANSEN, Travis	15	37	2.5
BIGELOW, Mark	70	81	.864					MONTAGUE, Matt	15	37	2.5
JENSEN, Jared	38	47	.809	ASSISTS	G	No.	A/G	BIGELOW, Mark	15	35	2.3
HANSEN, Travis	71	93	.763	MONTAGUE, Matt	15	105	7.0	NI ELSEN, Eric	15	33	2.2
MONTAGUE, Matt	40	53	.755	BOBIK, Daniel	15	24	1.6	BOBIK, Daniel	15	28	1.9
HOWARD, Dan	3	4	.750	BIGELOW, Mark	15	22	1.5				
NI ELSEN, Eric	26	35	.743	HANSEN, Travis	15	22	1.5				
BALDERSON, Jimmy	9	14	.643	NI ELSEN, Eric	15	15	1.0				
CARLSLE, Jon	5	8	.625								
JEPSEN, Bart	3	5	.600								
NASHIF, Terry	3	6	.500								
OPUNUI, Shawn	1	3	.333								

BYU Cougars - TEAM GAME HIGHS

POINTS	101	vs Fort Lewis College (12/12/01)
	84	vs Cal State Northridge (12/27/01)
	82	vs Arizona State (11/24/12)
	81	vs Stanford (12/22/01)
	81	at Utah State (12/1/01)
FIELD GOALS MADE	39	vs Fort Lewis College (12/12/01)
	28	vs Southern Utah University (12/29/01)
	28	at Utah State (12/1/01)
FIELD GOAL ATTEMPTS	66	at Pepperdine (1/5/02)
	58	at Utah State (12/1/01)
FIELD GOAL PERCENTAGE	.696 (39-56)	vs Fort Lewis College (12/12/01)
	.596 (28-47)	vs Southern Utah University (12/29/01)
3 PT FIELD GOALS MADE	11	vs Southern Utah University (12/29/01)
	11	vs Idaho (12/15/01)
3 PT FG ATTEMPTS	22	vs Southern Utah University (12/29/01)
	21	vs Idaho (12/15/01)
3 PT FG PERCENTAGE	.636 (7-11)	vs Stanford (12/22/01)
	.524 (11-21)	vs Idaho (12/15/01)
FREE THROWS MADE	29	vs Cal State Northridge (12/27/01)
	27	at University of San Diego (11-17-01)
FREE THROW ATTEMPTS	36	vs Cal State Northridge (12/27/01)
	35	vs San Diego State (01/12/02)
	35	at University of San Diego (11-17-01)
FREE THROW PERCENTAGE	.895 (17-19)	vs Idaho (12/15/01)
	.889 (8-9)	vs Weber State Wildcats (12-05-01)
REBOUNDS	47	vs Fort Lewis College (12/12/01)
	44	at Pepperdine (1/5/02)
ASSISTS	26	vs Fort Lewis College (12/12/01)
	22	vs Southern Utah University (12/29/01)
STEALS	9	vs University of San Francisco (01/02/02)
	8	vs Cal State Northridge (12/27/01)
	8	vs Fort Lewis College (12/12/01)
BLOCKED SHOTS	6	vs University of San Francisco (01/02/02)
	5	vs Idaho (12/15/01)
	5	vs CREIGHTON (12/8/01)
TURNOVERS	20	vs Nevada-Las Vegas (01/15/02)
	20	vs Southern Utah University (12/29/01)
FOULS	28	at Pepperdine (1/5/02)
	27	at University of San Diego (11-17-01)

Opponent - GAME HIGHS

POINTS	90	at Utah State (12/1/01)
	82	at Pepperdine (1/5/02)
	76	vs Stanford (12/22/01)
	70	vs Cal State Northridge (12/27/01)
	70	vs Arizona State (11/24/12)
FIELD GOALS MADE	28	at Utah State (12/1/01)
	27	at Pepperdine (1/5/02)
	27	vs Stanford (12/22/01)
FIELD GOAL ATTEMPTS	66	vs Stanford (12/22/01)
	65	at Pepperdine (1/5/02)
FIELD GOAL PERCENTAGE	.509 (28-55)	at Utah State (12/1/01)
	.464 (26-56)	vs Arizona State (11/24/12)
3 PT FIELD GOALS MADE	9	at Pepperdine (1/5/02)
	7	vs Southern Utah University (12/29/01)
	7	vs Cal State Northridge (12/27/01)
	7	vs Fort Lewis College (12/12/01)
3 PT FG ATTEMPTS	25	at Pepperdine (1/5/02)
	25	vs Stanford (12/22/01)
3 PT FG PERCENTAGE	.462 (6-13)	at Utah State (12/1/01)
	.364 (4-11)	vs Arizona State (11/24/12)
FREE THROWS MADE	28	at Utah State (12/1/01)
	25	at UC Santa Barbara (11-28-01)
FREE THROW ATTEMPTS	36	at Pepperdine (1/5/02)
	35	at University of San Diego (11-17-01)
FREE THROW PERCENTAGE	.933 (28-30)	at Utah State (12/1/01)
	.893 (25-28)	at UC Santa Barbara (11-28-01)
REBOUNDS	44	vs San Diego State (01/12/02)
	43	at Pepperdine (1/5/02)
ASSISTS	23	at Utah State (12/1/01)
	15	at UC Santa Barbara (11-28-01)
STEALS	13	vs Nevada-Las Vegas (01/15/02)
	10	vs Southern Utah University (12/29/01)
	10	vs CREIGHTON (12/8/01)
BLOCKED SHOTS	6	at Pepperdine (1/5/02)
	5	vs Nevada-Las Vegas (01/15/02)
	5	vs Stanford (12/22/01)
TURNOVERS	17	at Pepperdine (1/5/02)
	16	vs Arizona State (11/24/12)
FOULS	28	at University of San Diego (11-17-01)
	26	vs San Diego State (01/12/02)
	26	vs Arizona State (11/24/12)

BYU Cougars - GAME LOWS

POINTS	58	at UC Santa Barbara (11-28-01)
	60	vs Nevada-Las Vegas (01/15/02)
	61	vs CREIGHTON (12/8/01)
	65	vs Weber State Wildcats (12-05-01)
	65	vs University of San Francisco (01/02/02)
FIELD GOALS MADE	18	vs Nevada-Las Vegas (01/15/02)
	19	vs CREIGHTON (12/8/01)
FIELD GOAL ATTEMPTS	39	vs Idaho (12/15/01)
	40	vs CREIGHTON (12/8/01)
FIELD GOAL PERCENTAGE	.385 (20-52)	at UC Santa Barbara (11-28-01)
	.394 (26-66)	at Pepperdine (1/5/02)
3 PT FIELD GOALS MADE	3	at University of San Diego (11-17-01)
	3	vs CREIGHTON (12/8/01)
3 PT FG ATTEMPTS	7	vs CREIGHTON (12/8/01)
	10	at University of San Diego (11-17-01)
	10	vs Nevada-Las Vegas (01/15/02)
3 PT FG PERCENTAGE	.278 (5-18)	vs Cal State Northridge (12/27/01)
	.286 (4-14)	vs University of San Francisco (01/02/02)
FREE THROWS MADE	8	vs Weber State Wildcats (12-05-01)
	12	at UC Santa Barbara (11-28-01)
	12	vs Southern Utah University (12/29/01)
FREE THROW ATTEMPTS	9	vs Weber State Wildcats (12-05-01)
	16	at UC Santa Barbara (11-28-01)
FREE THROW PERCENTAGE	.706 (12-17)	vs Southern Utah University (12/29/01)
	.714 (20-28)	vs Nevada-Las Vegas (01/15/02)
REBOUNDS	24	at Utah State (12/1/01)
	28	vs San Diego State (01/12/02)
ASSISTS	8	vs Stanford (12/22/01)
	11	at UC Santa Barbara (11-28-01)
	11	at Pepperdine (1/5/02)
	11	vs Nevada-Las Vegas (01/15/02)
STEALS	0	vs Stanford (12/22/01)
	3	vs Arizona State (11/24/12)
	3	vs Southern Utah University (12/29/01)
BLOCKED SHOTS	1	vs Arizona State (11/24/12)
	1	at Utah State (12/1/01)
	1	vs Stanford (12/22/01)
	1	vs Cal State Northridge (12/27/01)
TURNOVERS	8	vs San Diego State (01/12/02)
	9	vs University of San Francisco (01/02/02)
FOULS	12	vs University of San Francisco (01/02/02)
	12	vs Nevada-Las Vegas (01/15/02)

Opponent - GAME LOWS

POINTS	47	vs Weber State Wildcats (12-05-01)
	47	vs Nevada-Las Vegas (01/15/02)
	48	vs Idaho (12/15/01)
	51	vs University of San Francisco (01/02/02)
	52	vs CREIGHTON (12/8/01)
FIELD GOALS MADE	17	vs Weber State Wildcats (12-05-01)
	17	vs Idaho (12/22/01)
FIELD GOAL ATTEMPTS	48	vs Weber State Wildcats (12-05-01)
	50	vs Idaho (12/15/01)
	50	vs University of San Francisco (01/02/02)
FIELD GOAL PERCENTAGE	.333 (19-57)	vs Fort Lewis College (12/12/01)
	.340 (17-50)	vs Idaho (12/15/01)
3 PT FIELD GOALS MADE	2	vs Weber State Wildcats (12-05-01)
	2	vs Nevada-Las Vegas (01/15/02)
3 PT FG ATTEMPTS	9	vs San Diego State (01/12/02)
	11	vs Arizona State (11/24/12)
3 PT FG PERCENTAGE	.143 (2-14)	vs Nevada-Las Vegas (01/15/02)
	.143 (3-21)	vs University of San Francisco (01/02/02)
FREE THROWS MADE	5	vs Nevada-Las Vegas (01/15/02)
	8	vs Fort Lewis College (12/12/01)
	8	vs University of San Francisco (01/02/02)
FREE THROW ATTEMPTS	8	vs Nevada-Las Vegas (01/15/02)
	9	vs University of San Francisco (01/02/02)
FREE THROW PERCENTAGE	.528 (19-36)	at Pepperdine (1/5/02)
	.543 (19-35)	at University of San Diego (11-17-01)
REBOUNDS	17	vs Fort Lewis College (12/12/01)
	22	vs Nevada-Las Vegas (01/15/02)
ASSISTS	7	vs Weber State Wildcats (12-05-01)
	7	vs CREIGHTON (12/8/01)
STEALS	2	vs San Diego State (01/12/02)
	3	vs University of San Francisco (01/02/02)
BLOCKED SHOTS	0	vs Fort Lewis College (12/12/01)
	0	vs Idaho (12/15/01)
	0	vs Cal State Northridge (12/27/01)
	0	vs Southern Utah University (12/29/01)
TURNOVERS	7	at Utah State (12/1/01)
	8	vs Stanford (12/22/01)
FOULS	14	vs Idaho (12/15/01)
	15	vs Weber State Wildcats (12-05-01)

POINTS	31	BIGELOW, Mark vs Arizona State (11/24/12)
	30	HANSEN, Travis at Pepperdine (1/5/02)
	29	NI ELSESEN, Eric vs Stanford (12/22/01)
	27	BIGELOW, Mark vs Cal State Northridge (12/27/01)
	26	HANSEN, Travis at Utah State (12/1/01)
FIELD GOALS MADE	11	NI ELSESEN, Eric vs Stanford (12/22/01)
	10	HANSEN, Travis at Pepperdine (1/5/02)
	10	BIGELOW, Mark vs Cal State Northridge (12/27/01)
	10	HANSEN, Travis at Utah State (12/1/01)
FIELD GOAL ATT	20	BIGELOW, Mark vs Cal State Northridge (12/27/01)
	19	HANSEN, Travis at Pepperdine (1/5/02)
FG PCT (min 5 made)	.833 (5-6)	NI ELSESEN, Eric vs Nevada-Las Vegas (01/15/02)
	.833 (5-6)	JENSEN, Jared vs Southern Utah University (12/29/01)
	.833 (5-6)	JENSEN, Jared vs Cal State Northridge (12/27/01)
3 PT FG MADE	5	BIGELOW, Mark vs Southern Utah University (12/29/01)
	5	BOBIK, Daniel vs Idaho (12/15/01)
3 PT FG ATTEMPTS	10	BIGELOW, Mark vs Cal State Northridge (12/27/01)
	8	BIGELOW, Mark vs Southern Utah University (12/29/01)
	8	BIGELOW, Mark vs Arizona State (11/24/12)
3-PT FG PCT (min 2 made)	1.000 (2-2)	MONTAGUE, Matt vs University of San Francisco (01/02/02)
	1.000 (2-2)	NI ELSESEN, Eric vs Stanford (12/22/01)
FREE THROWS MADE	10	HANSEN, Travis at Pepperdine (1/5/02)
	9	JENSEN, Jared vs San Diego State (01/12/02)
	9	BIGELOW, Mark vs Arizona State (11/24/12)
	9	HANSEN, Travis at University of San Diego (11-17-01)
FREE THROW ATT	15	HANSEN, Travis at University of San Diego (11-17-01)
	12	JENSEN, Jared vs San Diego State (01/12/02)
FT PCT (min 3 made)	1.000 (10-10)	HANSEN, Travis at Pepperdine (1/5/02)
	1.000 (8-8)	BOBIK, Daniel vs Cal State Northridge (12/27/01)
	1.000 (8-8)	BIGELOW, Mark vs Idaho (12/15/01)
	1.000 (6-6)	BIGELOW, Mark vs University of San Francisco (01/02/02)
	1.000 (6-6)	HANSEN, Travis vs Arizona State (11/24/12)
	1.000 (5-5)	NI ELSESEN, Eric vs Stanford (12/22/01)
	1.000 (5-5)	BIGELOW, Mark vs Fort Lewis College (12/12/01)
	1.000 (4-4)	HANSEN, Travis vs University of San Francisco (01/02/02)
	1.000 (4-4)	HANSEN, Travis vs Southern Utah University (12/29/01)
	1.000 (4-4)	JENSEN, Jared vs Idaho (12/15/01)
	1.000 (4-4)	MONTAGUE, Matt vs CREIGHTON (12/8/01)
	1.000 (4-4)	NI ELSESEN, Eric at Utah State (12/1/01)
	1.000 (4-4)	HANSEN, Travis at UC Santa Barbara (11-28-01)
	1.000 (4-4)	BOBIK, Daniel at University of San Diego (11-17-01)
	1.000 (3-3)	BOBIK, Daniel vs Stanford (12/22/01)
	1.000 (3-3)	BOBIK, Daniel vs CREIGHTON (12/8/01)
REBOUNDS	17	HANSEN, Travis at Pepperdine (1/5/02)
	15	HANSEN, Travis vs Arizona State (11/24/12)
ASSISTS	15	MONTAGUE, Matt vs Idaho (12/15/01)
	10	MONTAGUE, Matt vs Southern Utah University (12/29/01)
	10	OPUNUI, Shawn vs Fort Lewis College (12/12/01)
	10	MONTAGUE, Matt at Utah State (12/1/01)
STEALS	5	MONTAGUE, Matt vs University of San Francisco (01/02/02)
	4	MONTAGUE, Matt vs CREIGHTON (12/8/01)
BLOCKED SHOTS	3	BIGELOW, Mark vs CREIGHTON (12/8/01)
	3	BIGELOW, Mark at UC Santa Barbara (11-28-01)
TURNOVERS	6	HANSEN, Travis vs Nevada-Las Vegas (01/15/02)
	5	NI ELSESEN, Eric vs Nevada-Las Vegas (01/15/02)
	5	BIGELOW, Mark vs Nevada-Las Vegas (01/15/02)
	5	MONTAGUE, Matt vs CREIGHTON (12/8/01)
	5	BIGELOW, Mark at UC Santa Barbara (11-28-01)
	5	NI ELSESEN, Eric at UC Santa Barbara (11-28-01)
	5	HANSEN, Travis vs Arizona State (11/24/12)
	5	MONTAGUE, Matt vs Arizona State (11/24/12)
FOULS	5	JENSEN, Jared vs San Diego State (01/12/02)
	5	HANSEN, Travis at Pepperdine (1/5/02)
	5	BOBIK, Daniel at Pepperdine (1/5/02)
	5	CARLSLE, Jon at Pepperdine (1/5/02)
	5	HANSEN, Travis vs Stanford (12/22/01)
	5	BIGELOW, Mark at Utah State (12/1/01)
	5	JEPSEN, Bart vs Arizona State (11/24/12)
	5	BIGELOW, Mark at University of San Diego (11-17-01)
	5	JENSEN, Jared at University of San Diego (11-17-01)

Opponent	Date	Score	WL	02	03	04	10	12	20	22	25	31
at University of San Diego	11-17-01	70-59	W	HANSEN, TR 21-8-1	BI GELOW, M 9-2-3	PI NEGAR, J DNP	NASHI F, TE 0-0-0	OPUNUI, SH 0-0-0	BOBI K, DAN 12-4-2	BALDERSON 3-5-0	NI ELSEN, E 8-7-0	MONTAGUE, 11-2-8
ARIZONA STATE	11/24/12	82-70	W	18-15-0	31-3-4	DNP	DNP	DNP	7-2-1	DNP	19-6-1	2-4-6
at UC Santa Barbara	11-28-01	58-68	L	14-10-2	15-5-1	DNP	DNP	DNP	4-5-0	0-0-1	3-4-1	8-5-6
at Utah State	12/1/01	81-90	LOT	26-5-1	21-2-1	DNP	DNP	0-0-1	13-4-3	1-0-0	14-4-0	2-1-10
WEBER STATE WILDCATS	12-05-01	65-47	W	7-6-1	14-7-3	DNP	0-0-0	DNP	9-2-2	6-2-2	14-8-2	8-2-7
CREIGHTON	12/8/01	61-52	W	18-5-1	17-0-1	DNP	DNP	DNP	7-8-1	DNP	9-5-2	4-4-5
FORT LEWIS COLLEGE	12/12/01	101-53	W	15-7-2	14-1-1	0-1-1	2-2-3	6-4-10	7-1-1	19-7-0	4-4-2	7-5-4
IDAHO	12/15/01	70-48	W	11-4-1	19-4-1	0-1-0	0-0-1	0-0-0	17-3-2	3-1-0	2-4-0	4-3-15
vs Stanford	12/22/01	81-76	W	8-9-0	15-5-0	DNP	0-0-0	DNP	10-4-2	DNP	29-6-2	8-7-4
CAL STATE NORTHRI DGE	12/27/01	84-70	W	11-4-1	27-2-1	0-0-0	3-2-1	DNP	17-4-4	0-0-0	5-6-0	6-7-4
SOUTHERN UTAH UNIVERSITY	12/29/01	79-58	W	16-4-3	20-6-2	2-1-0	0-3-2	DNP	6-0-2	11-2-2	6-4-1	2-3-10
UNIVERSITY OF SAN FRANCISCO	01/02/02	65-51	W	9-6-2	15-2-1	0-0-0	0-1-0	DNP	2-2-2	2-0-0	12-8-3	11-7-7
at Pepperdine	1/5/02	79-82	LOT	30-17-2	14-2-1	DNP	0-0-0	DNP	8-2-0	3-0-0	10-3-0	12-6-8
SAN DIEGO STATE	01/12/02	75-64	W	19-2-2	13-1-2	DNP	DNP	DNP	0-2-0	0-0-0	11-3-1	8-8-6
NEVADA-LAS VEGAS	01/15/02	60-47	W	10-6-3	16-4-0	DNP	0-0-0	DNP	7-2-2	0-0-0	11-4-0	6-6-5

Opponent	Date	Score	WL	32	40	42	52
at University of San Diego	11-17-01	70-59	W	JEPSEN, BA 0-1-0	HOWARD, DA 0-1-0	CARLI SLE, DNP	JENSEN, JA 6-4-0
ARIZONA STATE	11/24/12	82-70	W	1-6-0	DNP	DNP	4-2-1
at UC Santa Barbara	11-28-01	58-68	L	0-5-0	DNP	DNP	14-0-0
at Utah State	12/1/01	81-90	LOT	0-3-0	0-0-0	DNP	4-1-0
WEBER STATE WILDCATS	12-05-01	65-47	W	0-1-0	0-1-0	0-2-0	7-2-0
CREIGHTON	12/8/01	61-52	W	2-2-0	0-0-0	DNP	4-10-2
FORT LEWIS COLLEGE	12/12/01	101-53	W	5-3-2	4-5-0	6-3-0	12-1-0
IDAHO	12/15/01	70-48	W	2-1-0	0-3-0	0-1-0	12-4-0
vs Stanford	12/22/01	81-76	W	0-1-0	0-1-0	2-2-0	9-2-0
CAL STATE NORTHRI DGE	12/27/01	84-70	W	0-0-0	2-0-0	0-1-0	13-10-1
SOUTHERN UTAH UNIVERSITY	12/29/01	79-58	W	0-3-0	1-0-0	1-2-0	14-5-0
UNIVERSITY OF SAN FRANCISCO	01/02/02	65-51	W	0-0-0	0-0-0	4-3-1	10-2-0
at Pepperdine	1/5/02	79-82	LOT	0-1-0	DNP	2-2-0	0-5-0
SAN DIEGO STATE	01/12/02	75-64	W	7-2-0	DNP	0-4-1	17-2-0
NEVADA-LAS VEGAS	01/15/02	60-47	W	0-0-0	DNP	2-2-0	8-7-1

BYU at U. of San Diego – Game #1

Brigham Young University vs University of San Diego
11-17-01 7:00 p.m. at San Diego, CA
VISITORS: Brigham Young University 1-0

#	Player	tot-fg		3-pt		rebounds		fta	ft	of	de	tot	pf	tp	a	to	blk	s	min										
		fg	fga	fg	fga	fg	fga													ft	fta								
03	BIGELOW, Mark	f	3	10	1	3	2	2	0	2	2	5	9	3	2	0	0	0	23										
25	NIELSEN, Eric	f	3	7	0	0	2	2	1	6	7	2	8	0	2	0	0	0	38										
40	HOWARD, Dan	c	0	0	0	0	0	0	0	1	1	1	0	0	1	0	0	0	7										
02	HANSEN, Travis	g	6	11	0	1	9	15	1	7	8	4	21	1	3	2	1	37											
31	MONTAGUE, Matt	g	2	5	0	1	7	8	0	2	2	3	11	8	3	0	2	38											
10	NASHIF, Terry	g	0	0	0	0	0	0	0	0	0	0	0	0	0	0	0	1											
12	OPUNUI, Shawn	g	0	0	0	0	0	0	0	0	0	0	0	0	0	0	0	1											
20	BOBIK, Daniel	g	3	7	2	5	4	4	1	3	4	12	4	0	2	3	3	33											
22	BALDERSON, J	g	1	2	0	0	1	2	1	4	5	2	3	0	2	0	1	10											
32	JEPSEN, Bart	g	0	0	0	0	0	0	1	1	0	0	0	0	0	0	0	9											
52	JENSEN, Jared	g	2	2	0	0	2	2	2	4	5	6	0	0	0	0	0	9											
TEAM																													
Totals.....		20		44		3		10		27		35		8		29		27		14		18		2		6		200	

TOTALFG%	1st Half: 10-25 40.0%	2nd Half: 10-19 52.6%	Game: 45.5%	DEADBALL
3-Pt. FG%	1st Half: 2-7 28.6%	2nd Half: 1-3 33.3%	Game: 30.0%	REBOUNDS
F Throw %	1st Half: 5-8 62.5%	2nd Half: 22-27 81.5%	Game: 77.1%	4

HOME TEAM: University of San Diego 0-1

#	Player	tot-fg		3-pt		rebounds		fta	ft	of	de	tot	pf	tp	a	to	blk	s	min								
		fg	fga	fg	fga	fg	fga													ft	fta						
24	LIPPOLD, Tom	f	3	9	0	0	4	6	0	3	3	3	10	0	0	0	0	1	26								
53	HANSON, Kevin	c	0	0	0	0	2	4	0	1	1	4	2	1	0	0	0	0	12								
12	LAWS, Andre	g	2	10	0	3	5	8	1	0	1	9	2	1	0	0	0	31									
20	McGRAIN, Mike	g	0	2	0	1	2	4	0	1	1	5	2	3	5	0	2	26									
25	ADAMO, Sam	g	5	15	1	5	0	0	3	6	9	3	11	0	2	1	1	35									
14	DEZHELL, Matt	g	1	1	1	1	0	0	0	0	2	3	2	0	0	0	0	14									
21	BOARDMAN, Scott	g	1	3	0	2	1	2	0	0	4	3	3	2	0	1	1	21									
32	BEISER, Corey	g	0	1	0	1	1	2	1	2	3	2	1	1	0	0	1	11									
34	BLAIR, Jason	g	5	8	2	3	4	2	2	4	4	15	1	0	0	0	0	21									
42	LEWIS, Nick	g	0	1	0	1	2	1	0	1	0	1	0	0	0	0	0	3									
54	HEGHARTY, Ryan	g	1	1	0	0	3	0	1	1	0	2	0	0	0	0	0	7									
TEAM																											
Totals.....		18		52		4		17		19		35		21		28		59		13		11		2		200	

TOTALFG%	1st Half: 6-25 24.0%	2nd Half: 12-27 44.4%	Game: 34.6%	DEADBALL
3-Pt. FG%	1st Half: 1-11 9.1%	2nd Half: 3-6 50.0%	Game: 23.5%	REBOUNDS
F Throw %	1st Half: 10-15 66.7%	2nd Half: 9-20 45.0%	Game: 54.3%	9

Officials: Fred Carbone, Andy Rios, Sam Haddad
Technical fouls: Brigham Young University-None, University of San Diego-None.
Attendance: 2315
Score by Periods
Brigham Young University 27 43 70
University of San Diego 23 36 59

BYU vs. Arizona State – Game #2

Arizona State vs BRIGHAM YOUNG Cougars
11/14/12 4:07 at Provo, Utah
VISITORS: Arizona State 1-2

#	Player	tot-fg		3-pt		rebounds		fta	ft	of	de	tot	pf	tp	a	to	blk	s	min								
		fg	fga	fg	fga	fg	fga													ft	fta						
04	SMITH, Tommy	f	5	12	0	1	9	11	2	7	9	5	19	0	3	0	3	27									
52	PREWITT, Chad	c	7	10	2	3	4	6	3	1	4	20	2	3	0	0	0	29									
43	DODD, Kyle	g	1	1	0	0	1	0	0	0	1	2	0	0	0	0	0	17									
14	MILLAGE, Curtis	g	6	14	0	3	0	0	1	0	1	3	12	3	0	0	3	32									
15	SHILL, Tanner	g	0	1	0	1	2	0	1	1	2	1	2	0	0	0	0	16									
01	BRAXTON, Jason	g	2	5	0	0	0	0	1	1	3	4	1	4	1	2	22										
02	KNIGHT, Donnell	g	1	2	0	0	0	0	2	2	2	2	0	0	1	0	10										
11	STOREY, Aweve	g	0	2	0	0	0	0	3	3	0	0	0	0	0	0	11										
12	CRANDALL, Kenny	g	2	4	1	2	0	0	1	1	4	5	0	0	0	0	0	13									
20	NAHRA, Brad	g	0	0	0	0	0	0	1	1	0	0	0	0	0	0	0	1									
22	JOHNSTON, Tyson	g	0	0	0	0	0	0	0	0	0	0	0	0	0	0	0	2									
23	HOWARD, Jonathan	g	1	2	0	0	0	0	1	1	1	2	4	0	0	0	0	9									
24	ALLEN, Justin	g	0	0	0	0	0	0	0	0	0	0	0	0	0	0	0	1									
42	REDHAGE, Shawn	g	1	3	1	1	0	0	0	0	0	0	3	2	1	0	0	10									
TEAM																											
Totals.....		26		56		4		11		24		20		7		19		26		7		11		6		200	

TOTALFG%	1st Half: 10-21 47.6%	2nd Half: 16-35 45.7%	Game: 46.4%	DEADBALL
3-Pt. FG%	1st Half: 1-3 33.3%	2nd Half: 3-8 37.5%	Game: 36.4%	REBOUNDS
F Throw %	1st Half: 8-12 66.7%	2nd Half: 6-8 75.0%	Game: 70.0%	1

HOME TEAM: BRIGHAM YOUNG Cougars 2-0

#	Player	tot-fg		3-pt		rebounds		fta	ft	of	de	tot	pf	tp	a	to	blk	s	min								
		fg	fga	fg	fga	fg	fga													ft	fta						
03	BIGELOW, Mark	f	9	17	4	8	9	10	1	2	3	2	31	4	2	0	0	37									
25	NIELSEN, Eric	f	8	11	0	0	3	5	4	2	6	3	19	1	2	0	2	38									
52	JENSEN, Jared	c	2	3	0	0	0	0	2	2	3	4	1	0	0	0	0	15									
02	HANSEN, Travis	g	5	16	2	6	6	5	10	15	4	18	0	5	0	0	0	31									
31	MONTAGUE, Matt	g	0	2	0	1	2	2	4	2	2	6	5	0	0	0	0	31									
20	BOBIK, Daniel	g	1	2	1	2	4	6	0	2	2	7	1	2	1	1	19										
32	JEPSEN, Bart	g	0	4	0	0	1	2	1	5	6	1	0	3	0	0	0	20									
TEAM																											
Totals.....		25		55		7		17		25		31		15		27		42		21		82		13		200	

TOTALFG%	1st Half: 12-31 38.7%	2nd Half: 13-24 54.2%	Game: 45.5%	DEADBALL
3-Pt. FG%	1st Half: 5-12 41.7%	2nd Half: 2-5 40.0%	Game: 41.2%	REBOUNDS
F Throw %	1st Half: 8-11 72.7%	2nd Half: 17-20 85.0%	Game: 80.6%	3

Officials: Bill Gracey, Stanley Reynolds, Mark Whitehead
Technical fouls: Arizona State-None, BRIGHAM YOUNG Cougars-None.
Attendance: 6228
Score by Periods
Arizona State 29 41 70
BRIGHAM YOUNG Cougars 37 45 82

BYU at UC Santa Barbara – Game #3

BYU vs UC Santa Barbara
11-28-01 7:00 PM at the Thunderdome at UCSB
VISITORS: BYU 2-1

#	Player	tot-fg		3-pt		rebounds		fta	ft	of	de	tot	pf	tp	a	to	blk	s	min								
		fg	fga	fg	fga	fg	fga													ft	fta						
25	NIELSEN, Eric	f	1	4	0	1	1	1	2	2	4	4	3	1	5	0	0	24									
52	JENSEN, Jared	f	4	5	0	0	6	8	0	0	0	0	14	0	2	0	0	32									
02	HANSEN, Travis	g	4	16	2	4	4	4	2	8	10	3	14	2	1	0	0	36									
03	BIGELOW, Mark	g	5	13	4	6	1	1	0	5	5	15	1	5	3	0	34										
31	MONTAGUE, Matt	g	4	7	0	1	0	2	1	4	5	3	8	6	2	0	0	38									
20	BOBIK, Daniel	g	2	7	0	2	0	0	1	4	5	2	4	0	2	0	2	17									
22	BALDERSON, J	g	0	0	0	0	0	0	0	0	0	0	0	0	0	0	0	1									
32	JEPSEN, Bart	g	0	0	0	0	0	1	1	1	1	1	0	0	0	0	0	18									
TEAM																											
Totals.....		20		52		6		14		12		16		7		28		35		18		58		11		200	

TOTALFG%	1st Half: 14-26 53.8%	2nd Half: 6-26 23.1%	Game: 38.5%	DEADBALL
3-Pt. FG%	1st Half: 5-13 38.5%	2nd Half: 1-1 100%	Game: 42.9%	REBOUNDS
F Throw %	1st Half: 1-1 100%	2nd Half: 11-15 73.3%	Game: 75.0%	1

BYU vs. Fort Lewis – Game # 7

Fort Lewis College vs BRIGHAM YOUNG Cougars
12/12/01 7:06 at Marriott Center, Provo, Utah
VISITORS: Fort Lewis College 3-4

Table with columns: # Player, fg, fga, ft, fta, of, de, tot, pf, tp, a, to, blk, s, min. Rows include players like FOUTZ, Ben and COLE, Zack.

TOTALFG% 1st Half: 8-28 28.6% 2nd Half: 11-29 37.9% Game: 33.3% DEADBALL
3-Pt. FC% 1st Half: 2-11 18.2% 2nd Half: 5-13 38.5% Game: 29.2% REBOUNDS
F Throw % 1st Half: 3-8 37.5% 2nd Half: 5-8 62.5% Game: 57.1% 3

HOME TEAM: BRIGHAM YOUNG Cougars 5-2

Table with columns: # Player, fg, fga, ft, fta, of, de, tot, pf, tp, a, to, blk, s, min. Rows include players like BIGELOW, Mark and NIELSEN, Eric.

TOTALFG% 1st Half: 18-29 62.1% 2nd Half: 21-27 77.8% Game: 69.6% DEADBALL
3-Pt. FC% 1st Half: 2-9 22.2% 2nd Half: 3-6 50.0% Game: 35.7% REBOUNDS
F Throw % 1st Half: 12-14 85.7% 2nd Half: 6-10 60.0% Game: 75.0% 2

Officials: Terry Christman, Mark McMullen, Roosevelt Brown
Technical fouls: Fort Lewis College-None. BRIGHAM YOUNG Cougars-None.
Attendance: 3881
Score by Periods 1st 2nd Total
Fort Lewis College 21 32 53
BRIGHAM YOUNG Cougars 30 51 101

BYU vs. No. 13 Stanford – Game # 9

@ Las Vegas Showdown
BYU vs Stanford
12/22/01 9:05 PM at Thomas & Mack Center, Las Vegas, Nev.
VISITORS: BYU 7-2

Table with columns: # Player, fg, fga, ft, fta, of, de, tot, pf, tp, a, to, blk, s, min. Rows include players like BIGELOW, Mark and NIELSEN, Eric.

TOTALFG% 1st Half: 13-27 48.1% 2nd Half: 11-25 44.0% Game: 46.2% DEADBALL
3-Pt. FC% 1st Half: 5-8 62.5% 2nd Half: 3-6 50.0% Game: 63.6% REBOUNDS
F Throw % 1st Half: 9-13 69.2% 2nd Half: 17-21 81.0% Game: 76.5% 4

HOME TEAM: Stanford 6-2

Table with columns: # Player, fg, fga, ft, fta, of, de, tot, pf, tp, a, to, blk, s, min. Rows include players like Davis, Justin and Jacobsen, Casey.

TOTALFG% 1st Half: 16-35 45.7% 2nd Half: 11-31 35.5% Game: 40.9% DEADBALL
3-Pt. FC% 1st Half: 2-11 18.2% 2nd Half: 4-14 28.6% Game: 24.0% REBOUNDS
F Throw % 1st Half: 7-13 53.8% 2nd Half: 6-11 81.8% Game: 66.7% 4

Officials: Sam Croft, J.B. Caldwell, Rick Randall
Technical fouls: BYU-None. Stanford-None.
Attendance: 9601
Score by Periods 1st 2nd Total
BYU 40 41 81
Stanford 41 35 76
Las Vegas Showdown Game 2 (Texas defeated UNLV in game one)

BYU vs. Southern Utah – Game # 11

Southern Utah University vs BRIGHAM YOUNG Cougars
12/29/01 4:05 at Marriott Center, Provo, Utah
VISITORS: Southern Utah University 3-9

Table with columns: # Player, fg, fga, ft, fta, of, de, tot, pf, tp, a, to, blk, s, min. Rows include players like HENRY, Kevin and JACKSON, Donnie.

TOTALFG% 1st Half: 8-29 27.6% 2nd Half: 12-27 44.4% Game: 35.7% DEADBALL
3-Pt. FC% 1st Half: 1-10 10.0% 2nd Half: 6-14 43.8% Game: 33.3% REBOUNDS
F Throw % 1st Half: 4-7 57.1% 2nd Half: 7-12 58.3% Game: 57.9% 2

HOME TEAM: BRIGHAM YOUNG Cougars 9-2

Table with columns: # Player, fg, fga, ft, fta, of, de, tot, pf, tp, a, to, blk, s, min. Rows include players like BIGELOW, Mark and NIELSEN, Eric.

TOTALFG% 1st Half: 13-22 59.1% 2nd Half: 15-25 60.0% Game: 59.6% DEADBALL
3-Pt. FC% 1st Half: 8-11 72.7% 2nd Half: 3-11 27.3% Game: 50.0% REBOUNDS
F Throw % 1st Half: 0-0 0.0% 2nd Half: 12-17 70.6% Game: 70.6% 2

Officials: Jim Danner, Tim Gabutero, Mike Giarratano
Technical fouls: Southern Utah University-BEUS, Dan. BRIGHAM YOUNG Cougars-None.
Attendance: 10266
Score by Periods 1st 2nd Total
Southern Utah University 21 37 58
BRIGHAM YOUNG Cougars 34 45 79

BYU vs. Idaho – Game # 8

Idaho vs BRIGHAM YOUNG Cougars
12/15/01 4:05 at Marriott Center, Provo, Utah
VISITORS: Idaho 2-7

Table with columns: # Player, fg, fga, ft, fta, of, de, tot, pf, tp, a, to, blk, s, min. Rows include players like HILARE, Rodney and GERSCHESKE, M.

TOTALFG% 1st Half: 8-25 32.0% 2nd Half: 9-25 36.0% Game: 34.0% DEADBALL
3-Pt. FC% 1st Half: 0-4 0.0% 2nd Half: 5-10 50.0% Game: 35.7% REBOUNDS
F Throw % 1st Half: 3-5 60.0% 2nd Half: 6-8 75.0% Game: 69.2% 3

HOME TEAM: BRIGHAM YOUNG Cougars 6-2

Table with columns: # Player, fg, fga, ft, fta, of, de, tot, pf, tp, a, to, blk, s, min. Rows include players like BIGELOW, Mark and NIELSEN, Eric.

TOTALFG% 1st Half: 9-18 50.0% 2nd Half: 12-21 57.1% Game: 53.8% DEADBALL
3-Pt. FC% 1st Half: 6-11 54.5% 2nd Half: 5-10 50.0% Game: 52.4% REBOUNDS
F Throw % 1st Half: 8-8 100% 2nd Half: 9-11 81.8% Game: 89.5% 0

Officials: Bill Kennedy, Greg Burks, Shawn Lehigh
Technical fouls: Idaho-TEAM. BRIGHAM YOUNG Cougars-None.
Attendance: 5003
Score by Periods 1st 2nd Total
Idaho 19 29 48
BRIGHAM YOUNG Cougars 32 38 70

BYU vs. Cal State Northridge – Game # 10

Cal State Northridge vs BRIGHAM YOUNG Cougars
12/27/01 7:05 at Marriott Center, Provo, Utah
VISITORS: Cal State Northridge 2-8

Table with columns: # Player, fg, fga, ft, fta, of, de, tot, pf, tp, a, to, blk, s, min. Rows include players like BENJAMIN, Lionel and ROYLAN, Ian.

TOTALFG% 1st Half: 9-27 33.3% 2nd Half: 17-32 53.1% Game: 44.1% DEADBALL
3-Pt. FC% 1st Half: 3-12 25.0% 2nd Half: 4-10 40.0% Game: 31.8% REBOUNDS
F Throw % 1st Half: 3-4 75.0% 2nd Half: 8-13 61.5% Game: 64.7% 3

HOME TEAM: BRIGHAM YOUNG Cougars 8-2

Table with columns: # Player, fg, fga, ft, fta, of, de, tot, pf, tp, a, to, blk, s, min. Rows include players like BIGELOW, Mark and NIELSEN, Eric.

TOTALFG% 1st Half: 13-31 41.9% 2nd Half: 12-24 50.0% Game: 45.5% DEADBALL
3-Pt. FC% 1st Half: 4-11 36.4% 2nd Half: 1-7 14.3% Game: 27.8% REBOUNDS
F Throw % 1st Half: 4-6 66.7% 2nd Half: 25-30 83.3% Game: 80.0% 2

Officials: Mark Reischling, Ronnie Hernandez, Kelly Self
Technical fouls: Cal State Northridge-None. BRIGHAM YOUNG Cougars-None.
Attendance: 8632
Score by Periods 1st 2nd Total
Cal State Northridge 24 46 70
BRIGHAM YOUNG Cougars 34 50 84

BYU vs. San Francisco – Game # 12

University of San Francisco vs BRIGHAM YOUNG Cougars
01/02/02 7:05 at Marriott Center, Provo, Utah
VISITORS: University of San Francisco 4-8

Table with columns: # Player, fg, fga, ft, fta, of, de, tot, pf, tp, a, to, blk, s, min. Rows include players like TUCKER, Darrell and COX, John.

TOTALFG% 1st Half: 12-27 44.4% 2nd Half: 8-23 34.3% Game: 40.0% DEADBALL
3-Pt. FC% 1st Half: 1-7 14.3% 2nd Half: 2-14 14.3% Game: 14.3% REBOUNDS
F Throw % 1st Half: 6-8 75.0% 2nd Half: 2-2 100% Game: 88.9% 0

HOME TEAM: BRIGHAM YOUNG Cougars 10-2

Table with columns: # Player, fg, fga, ft, fta, of, de, tot, pf, tp, a, to, blk, s, min. Rows include players like BIGELOW, Mark and NIELSEN, Eric.

TOTALFG% 1st Half: 13-25 52.0% 2nd Half: 8-24 33.3% Game: 42.9% DEADBALL
3-Pt. FC% 1st Half: 4-6 66.7% 2nd Half: 0-8 0.0% Game: 28.6% REBOUNDS
F Throw % 1st Half: 6-8 75.0% 2nd Half: 13-15 86.7% Game: 82.6% 1

Officials: Lonnie Dixon, Dan Christman, Greg Burks
Technical fouls: University of San Francisco-None. BRIGHAM YOUNG Cougars-None.
Attendance: 8453
Score by Periods 1st 2nd Total
University of San Francisco 31 20 51
BRIGHAM YOUNG Cougars 36 29 65

BYU at Pepperdine – Game #13

Brigham Young vs Pepperdine
1/5/02 5:00 p.m. at Firestone Fieldhouse; Malibu, California
VISITORS: Brigham Young 10-3

#	Player	tot-fg		3-pt		rebounds		fta	of	de	tp	a	to	blk	s	min		
		fg	fga	fg	fga	ft	fta										de	tp
03	BIGELOW, Mark	f	3	12	1	5	7	8	0	2	2	4	14	1	1	0	33	
25	NIELSEN, Eric	f	5	11	0	1	0	2	3	0	3	4	10	0	4	0	41	
52	JENSEN, Jared	c	0	4	0	0	0	0	3	2	5	1	0	0	2	0	29	
02	HANSEN, Travis	g	10	19	0	1	10	10	2	15	17	5	30	2	3	0	42	
31	MONTAGUE, Matt	g	3	8	1	2	5	8	1	5	6	2	12	8	1	0	25	
10	NASHIF, Terry		0	0	0	0	0	0	0	0	0	0	0	0	0	0	0+	
20	BOBIK, Daniel		3	9	2	5	0	0	0	2	2	5	8	0	3	2	25	
22	BALDERSON, Jimmy		1	1	1	1	0	0	0	0	0	1	3	0	0	0	1	
32	JEPSEN, Bart		0	0	0	0	0	0	0	1	1	1	0	0	0	0	1	
42	CARLISLE, Jon		1	2	0	0	0	1	2	5	2	2	0	0	0	0	8	
TEAM																		
Totals.....			26	66	5	15	22	28	15	29	44	28	79	11	15	2	4	225

TOTALFG%	1st Half: 12-24 50.0%	2nd Half: 10-33 30.3%	Game: 39.4%	DEADBALL
3-Pt. FG%	1st Half: 2-7 28.6%	2nd Half: 3-6 50.0%	Game: 33.3%	REBOUNDS
F Throw %	1st Half: 8-9 88.9%	2nd Half: 12-17 70.6%	Game: 78.6%	5

HOME TEAM: Pepperdine 7-6

#	Player	tot-fg		3-pt		rebounds		fta	of	de	tp	a	to	blk	s	min		
		fg	fga	fg	fga	ft	fta										de	tp
32	MIGGINS, Jimmy	f	6	17	0	1	7	8	2	8	10	3	19	2	6	0	41	
34	BRAZZLE, Boomer	f	2	5	1	2	0	1	2	4	6	5	5	1	2	1	31	
55	SUTT, Cedric	c	2	4	0	0	4	7	2	8	10	3	8	2	0	5	37	
01	MONTGOMERY, D.g		4	7	2	2	1	1	0	1	4	1	4	1	3	4	23	
20	JOHNSON, Terrance	g	5	17	3	13	1	5	3	3	6	1	14	1	0	0	45	
11	LEWIS, Craig		3	3	3	3	4	0	0	0	1	12	0	0	0	0	9	
21	TURNER, Robert		0	1	0	1	0	0	0	0	0	0	0	0	0	0	4	
22	MCGOWAN, Glen		3	11	0	3	3	4	0	3	4	5	13	0	3	0	22	
23	COLBERT, Gary		0	0	0	0	0	0	0	0	2	0	2	0	0	0	2	
25	WESTPHAL, Mike		0	0	0	0	0	0	0	0	0	0	0	0	0	0	1	
TEAM																		
Totals.....			27	65	9	25	19	36	17	26	43	24	82	9	17	6	225	

TOTALFG%	1st Half: 10-27 37.0%	2nd Half: 12-28 42.9%	Game: 41.5%	DEADBALL
3-Pt. FG%	1st Half: 2-10 20.0%	2nd Half: 4-10 40.0%	Game: 30.0%	REBOUNDS
F Throw %	1st Half: 4-7 57.1%	2nd Half: 15-25 60.0%	Game: 32.8%	8

Officials: David Libbey, Tom Wood and Bruce Hicks
Technical fouls: Brigham Young-None. Pepperdine-None.
Attendance: 3378
Score by Periods
Brigham Young 34 35 10 79
Pepperdine 26 43 13 82

BYU vs. UNLV – Game #15

Nevada-Las Vegas vs BRIGHAM YOUNG Cougars
01/15/02 7:05 at Marriott Center, Provo, UT
VISITORS: Nevada-Las Vegas 8-7, 1-3

#	Player	tot-fg		3-pt		rebounds		fta	of	de	tp	a	to	blk	s	min		
		fg	fga	fg	fga	ft	fta										de	tp
10	JOHNSON, Dalron	f	8	12	0	0	2	2	0	4	4	5	18	0	4	2	37	
20	RICHARDSON, C.	f	5	9	0	2	0	0	2	2	4	4	10	0	2	1	25	
03	BANKS, Marcus	g	1	8	0	3	0	0	1	3	4	3	2	3	2	0	34	
15	KELLY, Lou	g	2	10	1	4	1	2	1	4	5	3	6	2	4	0	32	
24	BOOKER, Vince	g	2	4	1	2	2	2	0	0	0	0	3	7	1	2	30	
11	BANKS, Jevon		0	2	0	2	0	2	0	2	2	1	0	3	0	0	18	
12	JOHNSON, Lafonte		0	1	0	1	0	0	0	0	0	0	0	0	0	0	5	
14	PEARSON, Omari		2	5	0	0	0	1	2	3	3	4	1	1	0	3	19	
TEAM																		
Totals.....			20	51	2	14	5	8	5	17	22	22	47	10	15	5	13	200

TOTALFG%	1st Half: 11-26 42.3%	2nd Half: 9-25 36.0%	Game: 39.2%	DEADBALL
3-Pt. FG%	1st Half: 2-10 20.0%	2nd Half: 0-4 0.0%	Game: 14.3%	REBOUNDS
F Throw %	1st Half: 2-2 100%	2nd Half: 3-6 50.0%	Game: 62.5%	1

HOME TEAM: BRIGHAM YOUNG Cougars 12-3, 2-0

#	Player	tot-fg		3-pt		rebounds		fta	of	de	tp	a	to	blk	s	min		
		fg	fga	fg	fga	ft	fta										de	tp
03	BIGELOW, Mark	f	4	10	2	5	6	8	1	3	4	1	16	0	5	1	34	
25	NIELSEN, Eric	f	5	6	0	0	1	0	4	4	4	11	0	5	0	33		
52	JENSEN, Jared	c	3	7	0	0	2	2	4	3	7	1	8	1	0	1	21	
02	HANSEN, Travis	g	2	10	1	3	5	10	1	5	6	2	10	3	6	0	36	
31	MONTAGUE, Matt	g	2	2	0	0	2	3	0	6	6	0	6	5	3	0	39	
10	NASHIF, Terry		0	0	0	0	0	0	0	0	0	0	0	0	0	0	1	
20	BOBIK, Daniel		2	6	1	2	2	2	0	2	2	3	7	2	1	0	20	
22	BALDERSON, Jimmy		0	0	0	0	0	0	0	0	0	0	0	0	0	0	1	
32	JEPSEN, Bart		0	0	0	0	0	0	0	0	0	0	0	0	0	0	9	
42	CARLISLE, Jon		0	1	0	0	2	2	1	1	2	0	2	0	0	0	6	
TEAM																		
Totals.....			18	42	4	10	20	28	11	28	39	12	60	11	20	2	4	200

TOTALFG%	1st Half: 8-21 38.1%	2nd Half: 10-21 47.6%	Game: 42.9%	DEADBALL
3-Pt. FG%	1st Half: 1-7 14.3%	2nd Half: 3-3 100%	Game: 40.0%	REBOUNDS
F Throw %	1st Half: 5-8 62.5%	2nd Half: 15-20 75.0%	Game: 71.4%	4

Officials: David Hall, Steve Welmer, Shawn Lehigh
Technical fouls: Nevada-Las Vegas-None. BRIGHAM YOUNG Cougars-None.
Attendance: 8978
Score by Periods
Nevada-Las Vegas 26 21 47
BRIGHAM YOUNG Cougars 22 38 60

BYU vs. San Diego State – Game #14

San Diego State vs BRIGHAM YOUNG Cougars
01/12/02 4:07 at Marriott Center, Provo, Utah
VISITORS: San Diego State 10-5, 0-1

#	Player	tot-fg		3-pt		rebounds		fta	of	de	tp	a	to	blk	s	min		
		fg	fga	fg	fga	ft	fta										de	tp
02	SMITH, Brandon	f	2	3	0	0	0	3	6	4	4	21	2	2	0	24		
23	HOLCOMB, Randy	f	10	14	0	1	1	2	2	9	11	4	21	0	6	0	35	
30	MACKELL, Mike	c	2	6	0	0	11	12	4	2	6	5	15	1	0	0	26	
04	BLAND, Tonyh	g	0	10	0	0	2	2	0	2	2	1	2	1	2	0	36	
05	FAUX, Al	g	5	18	2	5	2	3	1	2	3	3	14	3	3	0	32	
00	JOHNSON, Tommy		0	0	0	0	0	0	0	0	0	0	0	0	0	0	1	
01	MOORE, Deandre		1	2	1	2	0	0	1	1	2	3	1	0	0	0	19	
03	WALTON, Chris		0	1	0	0	1	2	0	2	2	2	1	2	0	0	11	
10	KOVACIC, Karlo		0	1	0	1	0	0	0	0	0	0	0	0	0	0	2	
33	EPIS, Myron		0	0	0	0	0	0	1	1	1	0	0	0	0	0	5	
34	SANDERS, AErick		1	2	0	0	2	2	0	2	2	4	0	1	0	1	9	
TEAM																		
Totals.....			21	57	3	9	19	23	16	28	44	26	64	10	13	2	2	200


TOTALFG%	1st Half: 11-29 37.9%	2nd Half: 10-28 35.7%	Game: 36.8%	DEADBALL
3-Pt. FG%	1st Half: 2-6 33.3%	2nd Half: 1-3 33.3%	Game: 33.3%	REBOUNDS
F Throw %	1st Half: 8-9 88.9%	2nd Half: 11-14 78.6%	Game: 82.6%	2

HOME TEAM: BRIGHAM YOUNG Cougars 11-3, 1-0

#	Player	tot-fg		3-pt		rebounds		fta	of	de	tp	a	to	blk	s	min	
		fg	fga	fg	fga	ft	fta										de
03	BIGELOW, Mark	f	5	13	1	6	2	2	0	1	1	3	13	2	2	0	29
25	NIELSEN, Eric	f	3	5	0	0	5	6	1	2	3	4	11	1	0	1	23
52	JENSEN, Jared	c	4	6	0	0	9	12	1	1	2						



Travis Hansen
6-6, Jr., Guard/Forward



Mark Bigelow
6-7, So., Guard/Forward



Jesse Pinegar
6-9, Fr., Forward




Terry Nashif
5-10, Fr., Guard



Shawn Opunui
5-11, Fr., Guard



Daniel Bobik
6-6, So., Guard



Jimmy Balderson
6-6, Fr., Guard




Eric Nielsen
6-9, Sr., Forward



Matt Montague
6-0, Sr., Guard



Bart Jepsen
6-9, So., Forward




Jacob Chrisman
6-8, So., Forward



Dan Howard
7-0, So., Center



Jon Carlisle
6-10, So., Center



Jared Jensen
6-9, Fr., Forward/Center



Steve Cleveland
Head Coach, 5th year

Pronunciation

Daniel BobikBAW-bik
Mark BigelowBIG-a-low

Matt MontagueMONT-uh-gew
Terry NashifNAH-shiff
Shawn OpunuiOH-pa-new-ee