



# Cougar Basketball

## CONTACT INFORMATION

Basketball Media Relations Contact: Brett Pyne  
 Office Phone: (801) 422-4912  
 Cell Phone: (801) 367-1631  
 Home Phone: (801) 796-6867  
 Email: brett\_pyne@byu.edu  
 Assoc. AD/Media Relations Director: Duff Tittle  
 Office Phone: (801) 422-8948  
 Home Phone: (801) 227-0746  
 Email: duff\_tittle@byu.edu  
 Media Relations Fax: (801) 422-0633  
 Pressrow Phone: (801) 378-3675  
 Mailing Address: 30 SFH, Provo, UT 84602-2239

## 2002-03 BYU SCHEDULE

### NOVEMBER 2002

Nov. 22-25 Paradise Jam @ U.S. Virgin Islands  
 Nov 22 v. Toledo 71-56 W  
 Nov 23 v. Kansas State 73-64 W  
 Nov 25 v. St. Bonaventure 66-57 W  
 Nov. 30 Rice 95-56 W

### DECEMBER 2002

Dec. 4 @ Arizona State (FSN) 64-60 W  
 Dec. 7 @ Creighton 64-74 L  
 Dec. 11 San Diego 64-49 W  
 Dec. 14 Utah State (SWP) 66-56 W  
 Dec. 21 UC Santa Barbara 69-56 W  
 Dec. 23 @ San Francisco 72-84 L  
 Dec. 28 Southern Utah 93-60 W

### JANUARY 2003

Jan. 2 Pepperdine 84-68 W  
 Jan. 4 Touchstone Energy All-College  
 Classic in Oklahoma City  
 v. Oklahoma State (ESPN2) 65-78 L  
 Jan. 8 @ Weber State 69-75 L  
 Jan. 11 Idaho State 77-58 W  
 Jan. 16 UNLV (SWP) 7:00 p.m.  
 Jan. 20 @ San Diego State (SWP) 7:00 p.m.  
 Jan. 25 UTAH (ESPN+Plus) 1:00 p.m.

### FEBRUARY 2003

Feb. 1 New Mexico (ESPN+Plus) 1:00 p.m.  
 Feb. 3 Air Force 8:30 p.m.  
 Feb. 8 @ Wyoming (ESPN+Plus) 1:00 p.m.  
 Feb. 10 @ Colorado State 7:00 p.m.  
 Feb. 14 @ UNLV (SWP) 7:30 p.m.  
 Feb. 17 San Diego State (SWP) 8:30 p.m.  
 Feb. 24 @ Utah (ESPN) 10:00 p.m.

### MARCH 2003

Mar. 1 @ Air Force (SWP) 4:00 p.m.  
 Mar. 3 @ New Mexico (SWP) 7:00 p.m.  
 Mar. 6 Wyoming (SWP) 7:00 p.m.  
 Mar. 8 Colorado State (SWP) 7:00 p.m.  
 Mar. 12-15 MWC Tournament @ Las Vegas

\*Game times are local to site  
 SWP - SportsWest Productions  
 FSA - Fox SportsNet Arizona

## GAME #16 FAST FACTS

**BYU (11-4, 0-0 MWC) vs. UNLV (11-2, 0-0 MWC)**

THURSDAY, JAN. 16, 2003  
 MARRIOTT CENTER (22,700)  
 PROVO, UTAH  
 7 p.m. MST

Coaches: . . . . .BYU, Steve Cleveland (96-73 in sixth year; same overall)  
 UNLV, Charlie Spoonhour (32-13 in second year; 351-184 in 18th year overall)

Series: . . . . .UNLV leads, 7-6; Last: UNLV won 73-70 in Las Vegas on Feb. 9, 2002

TV: . . . . .SportsWest Productions (KJZZ in Salt Lake City; Las Vegas One in Las Vegas)  
 Tipoff Time: 7:06 p.m. MST  
 Play-by-Play: Dave McCann  
 Game Analyst: Craig Hislop

Radio: . . . . .KSL Newsradio 1160 AM (Cougar Sports Network)  
 Pregame Air Times: 6 p.m. MST  
 Play-by-Play: Greg Wrubell  
 Game Analyst: Mark Durrant

Web: . . . . .Live audio and live stats links available at [byucougars.com/basketball\\_m/](http://byucougars.com/basketball_m/) (select 2002-03 schedule)  
 and live audio also available on KSL.com and byuradio.org or via BYU Radio on Dish Network.

### BYU'S PROBABLE STARTERS:

POS.	#	NAME	HT.	WT.	YR.	PPG	RPG
F	3	Mark Bigelow	6-7	195	Jr.	12.1	3.5
F	52	Jared Jensen	6-9	250	So.	8.1	3.8
C	55	Rafael Araujo	6-11	265	Jr.	11.5	8.9
G	2	Travis Hansen	6-6	210	Sr.	15.3	4.5 2.7 apg
G	10	Terry Nashif	5-10	165	Fr.	2.7	1.5 1.6 apg

### BYU RESERVES:

POS.	#	NAME	HT.	WT.	YR.	PPG	RPG
G	14	Ricky Bower	6-4	185	Jr.	6.6	1.9
G	24	Kevin Woodberry	6-0	170	Jr.	6.1	1.9 2.4 apg
G	12	Marc Roberts	6-3	205	So.	4.5	1.5
F	15	John Allen	6-7	215	So.	3.7	1.5
F	5	Jake Shoff	6-9	265	Jr.	2.8	2.2
C	40	Dan Howard	7-0	225	Jr.	1.6	0.9
G	4	Luiz Lemes	6-3	180	Jr.	1.5	0.8
F	32	Bart Jepsen	6-9	235	Jr.	1.3	1.0

## COUGARS HOST UNLV THURSDAY AT 7 P.M.

BYU (11-4) begins its Mountain West Conference schedule Thursday when it hosts UNLV (11-2) at 7 p.m. in the Marriott Center. The game is being televised by SportsWest Productions on KJZZ-TV in Salt Lake City and on Las Vegas One in Las Vegas with Dave McCann and Craig Hislop describing the action. The radio broadcast can be heard on KSL Newsradio 1160 and the Cougar Sports Network, beginning with a one-hour pregame show. KSL's Greg Wrubell will call the play-by-play action with Mark Durrant providing game analysis. Live Internet audio links are available on the basketball page of the official BYU athletics website, [byucougars.com](http://byucougars.com), and via BYU Radio on the Dish Network and at [byuradio.org](http://byuradio.org).

## THURSDAY'S MATCHUP

BYU and UNLV both completed successful non-conference schedules, totaling 11 wins apiece. After starting 8-1, BYU is 3-3 in its last six games but 7-0 at home this year. The Cougars look to extend the nation's longest home victory streak, which has grown to 43 games since it was started with an 83-82 win over UNLV on Feb. 19, 2000. UNLV looks to end the streak by winning in Provo for the first time 1998. The Rebels are playing well, coming to Provo having won their last five games.



## UNLV INFORMATION

## GENERAL INFO

Location: Las Vegas, Nev.  
 Founded: 1957  
 Enrollment: 24,000  
 Nickname: Runnin' Rebels  
 Colors: Scarlet and Gray  
 Home Arena: Thomas & Mack Center (18,500)  
 Conference: Mountain West  
 Athletic Director: John Robinson

## BASKETBALL INFO

Head Coach: Charlie Spoonhour  
 Alma Mater: University of the Ozarks '61  
 Best time to call: 11 a.m. - 12 p.m. PST - Weekdays  
 Office Phone: (702) 895-3295  
 Overall Record: 351-184, 18th year  
 Record at School (Years): 32-13, 2nd year  
 Assistant Coaches: Deane Martin, Jay Spoonhour, Derek Thomas

## 2001-2002

Overall Record: 21-11  
 Conference Record/Finish: 9-5, 3rd  
 Final Ranking/Post Season Finish: N/A/ NITSecond Round

## 2002-2003

Letterman Returning/Lost: 8/7  
 Starters Returning/Lost: 2/3

## RETURNING STARTERS (LAST YEAR'S STATS)

Dalron Johnson, 6-10, 215, Sr., F (17.4 ppg, 7.0 rpg)  
 Marcus Banks, 6-2, 200, Sr., G (15.8 ppg, 3.3 rpg)

## MEDIA RELATIONS

Basketball Contact: Andy Grossman  
 Office: (702) 895-3995  
 Home: (702) 630-3949  
 Email: [agrossman@ccmail.nevada.edu](mailto:agrossman@ccmail.nevada.edu)  
 Fax: (702) 895-0989  
 Press Row: (702) 895-4600  
 Web Site: [UNLVRebels.com](http://UNLVRebels.com)

## UNLV REBELS

UNLV coach Charlie Spoonhour returns two starters from last year's 21-11 team that advanced to the second round of the NIT after a 9-5 conference record. In his second year, Spoonhour looks to improve on last year's third-place Mountain West Conference finish after completing the non-conference schedule with an 11-2 record. The Rebels are 8-1 at home, with a 77-66 loss to Stanford during the Las Vegas Showdown, and 3-1 on the road, with a 91-74 loss at Wisconsin. The Rebels are coming off a win at DePaul (75-70) and also came away with victories in close games at Nevada (82-80), Bradley (85-83 in OT). Since losing to Stanford, the Rebels have victories home wins over West Virginia (70-67), SMU (79-78), IPFW (74-62) and Santa Clara (75-53) in addition to its last victory at DePaul. The Rebels have two of the MWC's top-five scorers in senior point guard Marcus Banks and senior forward Dalron Johnson. Banks is second in the conference in scoring (19.0 ppg) and is the top assist-maker (5.5 apg) and defender on the perimeter (3.5 spg). On Monday, the 6-foot-2 Banks was named Mountain West Player of the Week for the second time this season. He had 19 points, seven rebounds, seven assists and three steals at DePaul. Johnson, who ranks atop the MWC stat leaders in blocks (1.54) and free throw percentage (.863), adds 15.5 ppg, which is fifth among MWC players just ahead of BYU's Travis Hansen. The 6-foot-10 forward also contributes 6.3 rebounds per game. Senior guard Jermaine Lewis, at 6-foot-4, pulls down a team-leading 7.1 rebounds, third among MWC players, while 6-foot-8 junior center J.K. Edwards adds 6.1 boards. Former Georgetown guard Demetrius Hunter, a 6-foot-2 junior, scores 9.8 ppg, while Edwards and Lewis add 9.6 and 9.5, respectively. Led by Banks, last year's MWC Defensive Player of the Year, the Rebels are the MWC's clear-cut leader in steals and turnover margin. UNLV intercepts just over 10 opponent passes each game while forcing teams into 19.7 turnovers per game. UNLV has a +3.6 turnover margin. UNLV is the second-highest scoring team in the MWC, coming in with a 78.2 average. The Rebels are last in points allowed while yielding 71.5 points. The Rebels shoot .461 from the floor, .365 on threes, and .676 from the line. UNLV's opponents have shot .451 on field goals and .305 on threes. UNLV opponents have a slight rebounding edge, 36.8 boards to UNLV's 35.7.

## UNLV'S PROBABLE STARTERS

POS.	#	NAME	HT.	WT.	YR.	PPG	RPG
F	10	Dalron Johnson	6-10	215	Sr.	15.5	6.3
C	55	J.K. Edwards	6-8	250	Jr.	9.6	6.1
G	5	Jermaine Lewis	6-4	200	Sr.	9.5	7.1
G	1	Demetrius Hunter	6-2	210	Jr.	9.8	1.6
G	3	Marcus Banks	6-2	200	Sr.	19.0	3.9

5.5 apg

## SERIES BREAKDOWN

This will be the 14th meeting between the two schools dating back to 1981. Last year, BYU evened the series at 6-6 with a 60-47 victory in Provo on Jan. 15, before UNLV took the edge again with its last-second win in Vegas, 73-70, on Feb. 9. The two teams have split the regular season series with home wins the past two years. BYU swept the two regular season meetings in 1999-2000 before the Rebels achieved their largest margin of victory over BYU at the Thomas & Mack Center to win the 2000 MWC tournament title. BYU has won four of the seven games as MWC opponents.

Overall Series Record: UNLV leads 7-6  
 BYU Record in Provo: 4-2  
 BYU Record in Las Vegas: 2-5  
 BYU Record at Neutral Sites: 0-0  
 BYU Record under Steve Cleveland: 4-5  
 BYU Record in Overtime Games: 1-0 (1-0 in Las Vegas)  
 Last Overtime Game: 1981, won in 2OT in LV, 92-90  
 Longest BYU Win Streak: 2 (1981, 2000)  
 Longest UNLV Win Streak: 4 (1981-98)  
 Largest BYU Margin of Victory: 28, 91-63 in 2001  
 Largest UNLV Margin of Victory: 23, 79-56 in 2000  
 Most Points Scored by BYU: 92 in 1981  
 Most Points Scored by UNLV: 90 in 1981

Date	Opponent	Score	W/L
1-3-81	at UNLV (2OT)	92-90	W
2-6-81	UNLV	86-77	W
12-5-81	UNLV	63-66	L
2-12-82	at UNLV	50-52	L
1-22-98	at UNLV	63-76	L
2-21-98	UNLV	76-84	L
1-10-00	at UNLV	77-75	W
2-19-00	UNLV	83-82	W
3-11-00	at UNLV (MWC Tourn.)	56-79	L
1-15-01	UNLV	91-63	W
2-10-01	at UNLV	56-68	L
1-15-02	UNLV	60-47	W
2-9-02	at UNLV	70-73	L



BOX - LAST YEAR'S GAME IN PROVO

Nevada-Las Vegas vs BRIGHAM YOUNG Cougars  
01/15/02 7:05 at Marriott Center, Provo, UT  
VISITORS: Nevada-Las Vegas 8-7, 1-3

##	Player		tot-fg		3-pt		rebounds		pf	tp	a	to	blk	s	min			
			fg	fga	fg	fga	ft	fta								of	de	tot
10	JOHNSON, Dalron	f	8	12	0	0	2	2	0	4	4	5	18	0	4	2	4	37
20	RICHARDSON, C.	f	5	9	0	2	0	2	2	4	4	10	0	2	1	2	25	
03	BANKS, Marcus	g	1	8	0	3	0	1	3	4	3	2	3	2	0	1	34	
15	KELLY, Lou	g	2	10	1	4	1	2	1	4	5	3	6	2	4	2	32	
24	BOOKER, Vince	g	2	4	1	2	2	0	0	3	7	1	2	0	1	30		
11	BANKS, Jevon	g	0	2	0	2	0	2	2	1	0	3	0	0	2	18		
12	JOHNSON, Lafonte	g	0	1	0	0	0	0	0	0	0	0	0	0	0	5		
14	PEARSON, Omari	g	2	5	0	0	0	1	2	3	3	4	1	1	0	3	19	
	TEAM																	
	Totals.....		20	51	2	14	5	8	5	17	22	47	10	15	5	13	200	

TOTALFC%	1st Half: 11-26 42.3%	2nd Half: 9-25 36.0%	Game: 39.2%	DEADBALL
3-Pt. FC%	1st Half: 2-10 20.0%	2nd Half: 0-4 0.0%	Game: 14.3%	REBOUNDS
F Throw %	1st Half: 2-2 100%	2nd Half: 3-6 50.0%	Game: 62.5%	1

HOME TEAM: BRIGHAM YOUNG Cougars 12-3, 2-0

##	Player		tot-fg		3-pt		rebounds		pf	tp	a	to	blk	s	min		
			fg	fga	fg	fga	ft	fta								of	de
03	BIGELOW, Mark	f	4	10	2	5	6	8	1	3	4	1	16	0	5	1	34
25	NIELSEN, Eric	f	5	6	0	0	1	0	4	4	4	11	0	5	0	33	
52	JENSEN, Jared	c	3	7	0	0	2	2	4	3	7	1	8	1	0	2	21
02	HANSEN, Travis	g	2	10	1	3	5	10	1	5	6	2	10	3	6	1	36
31	MONTAGUE, Matt	g	2	2	0	0	2	3	0	6	6	0	5	3	0	1	39
10	NASHIF, Terry	g	0	0	0	0	0	0	0	0	0	0	0	0	0	1	
20	BOBK, Daniel	g	2	6	1	2	2	2	0	2	3	7	2	1	0	20	
22	BALDERSON, Jimmy	g	0	0	0	0	0	0	0	0	0	0	0	0	0	1	
32	JEPSEN, Bart	g	0	0	0	0	0	0	0	0	0	1	0	0	0	9	
42	CARLISLE, Jon	g	0	1	0	0	2	2	1	1	2	0	2	0	0	6	
	TEAM																
	Totals.....		18	42	4	10	20	28	11	28	39	12	60	11	20	2	200

TOTALFC%	1st Half: 8-21 38.1%	2nd Half: 10-21 47.6%	Game: 42.9%	DEADBALL
3-Pt. FC%	1st Half: 1-7 14.3%	2nd Half: 3-3 100%	Game: 40.0%	REBOUNDS
F Throw %	1st Half: 5-8 62.5%	2nd Half: 15-20 75.0%	Game: 71.4%	4

Officials: David Hall, Steve Welmer, Shawn Lehigh  
 Technical fouls: Nevada-Las Vegas-None, BRIGHAM YOUNG Cougars-None.  
 Attendance: 8978  
 Score by Periods: 1st 2nd Total  
 Nevada-Las Vegas 26 21 47  
 BRIGHAM YOUNG Cougars 22 38 60

BOX - LAST YEAR'S GAME IN VEGAS

BYU vs UNLV Runnin' Rebels  
02/09/02 7:35 PM at Thomas & Mack Center, Las Vegas, Nev.  
VISITORS: BYU 14-7, 4-4 MWC

##	Player		tot-fg		3-pt		rebounds		pf	tp	a	to	blk	s	min	
			fg	fga	fg	fga	ft	fta								of
03	BIGELOW, Mark	f	4	11	3	5	2	2	0	2	2	13	3	1	0	38
25	NIELSEN, Eric	f	6	10	1	2	1	4	5	1	14	0	2	2	0	34
52	JENSEN, Jared	c	6	9	0	0	6	1	7	2	12	0	2	0	19	
02	HANSEN, Travis	g	6	12	1	3	8	10	1	3	4	2	3	0	2	23
31	MONTAGUE, Matt	g	0	3	0	1	0	0	2	2	3	0	8	3	0	36
10	NASHIF, Terry	g	0	0	0	0	0	0	0	0	1	0	1	0	0	4
20	BOBK, Daniel	g	1	3	0	0	0	1	2	3	3	2	0	4	0	16
22	BALDERSON, Jimmy	g	0	2	0	2	4	4	0	2	2	1	1	0	0	6
	TEAM															
	Totals.....		25	54	5	13	15	20	11	32	17	70	15	12	2	200

TOTALFC%	1st Half: 11-31 35.5%	2nd Half: 14-23 60.9%	Game: 46.3%	DEADBALL
3-Pt. FC%	1st Half: 2-8 25.0%	2nd Half: 3-5 60.0%	Game: 38.5%	REBOUNDS
F Throw %	1st Half: 7-9 77.8%	2nd Half: 8-11 72.7%	Game: 75.0%	2

HOME TEAM: UNLV Runnin' Rebels 12-8, 4-4 MWC

##	Player		tot-fg		3-pt		rebounds		pf	tp	a	to	blk	s	min		
			fg	fga	fg	fga	ft	fta								of	de
10	JOHNSON, Dalron	f	8	16	0	2	2	3	1	4	5	14	3	1	0	25	
15	KELLY, Lou	f	8	17	2	8	4	7	2	4	6	4	22	4	2	34	
22	AMUNDSON, Louis	f	0	1	0	0	0	0	1	1	4	0	0	2	0	12	
03	BANKS, Marcus	g	4	11	1	3	3	6	1	2	3	1	12	4	2	38	
24	BOOKER, Vince	g	3	4	1	2	0	0	0	2	2	3	7	4	1	27	
11	BANKS, Jevon	g	2	3	0	0	2	2	2	1	3	0	6	5	0	22	
12	JOHNSON, Lafonte	g	1	1	1	1	0	0	1	1	0	3	0	0	0	3	
14	PEARSON, Omari	g	2	5	0	1	2	3	2	3	2	1	0	2	0	20	
20	RICHARDSON, Chris	g	4	2	0	0	0	0	3	4	7	1	8	0	0	19	
	TEAM																
	Totals.....		28	60	5	16	12	19	14	21	35	20	73	20	10	2	200

TOTALFC%	1st Half: 17-31 54.8%	2nd Half: 11-29 37.9%	Game: 46.7%	DEADBALL
3-Pt. FC%	1st Half: 4-9 44.4%	2nd Half: 1-7 14.3%	Game: 31.3%	REBOUNDS
F Throw %	1st Half: 5-7 71.4%	2nd Half: 7-12 58.3%	Game: 62.2%	4

Officials: Gracey, Harris, Stupin  
 Technical fouls: BYU-None, UNLV Runnin' Rebels-None.  
 Attendance: 11733  
 Score by Periods: 1st 2nd Total  
 BYU 31 39 70  
 UNLV Runnin' Rebels 43 30 73

LAST YEAR IN PROVO - DEFENSES DOMINATE BUT BYU GETS WIN PROVO, Utah (January 15, 2002) - A stingy second half defense and some timely shooting helped BYU knock off a feisty UNLV team, 60-47. BYU found itself down 26-22 at the half, its largest deficit after a half at that point in the season. The Cougars came out strong in the second half, outscoring UNLV 38-21. Mark Bigelow led the Cougars with 16 points, 15 coming in the second half. Bigelow hit a trey at the beginning of the second half, setting a new BYU record with a three in 22 consecutive games. While Bigelow provided the second half scoring, the game might have been decided on the glass. BYU dominated UNLV in rebounding, holding a 39-22 edge. Freshman Jared Jensen led the team with seven rebounds, and Travis Hansen and Matt Montague each had six. UNLV played tough, physical defense throughout the game, forcing the Cougars out of their natural flow. Especially in the first half, BYU had trouble holding onto the ball, turning it over 13 times. But the Cougars played well enough to win in the second half. Dalron Johnson led UNLV with 18 points on 8-12 shooting before fouling out in the final minute.

- BYU's 22 points in the first half was its second-lowest first-half output of the season.
- UNLV's 47 points equaled a BYU opponent low last year.
- BYU equaled a season-high 20 turnovers.
- BYU dominated the glass vs. the Rebels, holding a 39-22 edge in rebounds.

WHAT COACH STEVE CLEVELAND HAD TO SAY LAST YEAR ...

"It's a good thing that we were playing at home and not in Las Vegas. The positive point is when you don't do your best and win it's a good thing. We did a good job on the boards and played a good 20 minutes in the second half. It was obvious that UNLV came in with a great game plan. They had a great defensive plan of just pressuring us and you have to give them credit for taking us out of what we wanted to do."

WHAT COACH CHARLIE SPOONHOUR HAD TO SAY LAST YEAR ...

"I think if you're ever going to have a chance to beat BYU, this would be the night."

LAST GAME IN VEGAS - COUGAR COMEBACK FALLS SHORT

LAS VEGAS (Feb. 9, 2002) - BYU's comeback effort fell one shot short when UNLV's Vince Booker hit a three-pointer at the buzzer to give the Rebels a 73-70 win in Las Vegas. The Cougars (14-7, 4-4) fought back after being down by as many as 16 points to tie the game at 70 with 15 seconds remaining on a Jared Jensen layup. Jensen finished the game with 12 points and seven rebounds, continuing his consistent conference play. BYU forward Bart Jepsen played 22 key minutes to help the Cougars get back in the game. On the final play of the game, UNLV point guard Marcus Banks held the ball for 10 seconds before he drove to the basket, ultimately passing the ball out to Booker who then hit the game-winner. BYU shot 61 percent from the field in the second half but missed free throws at key points hurt the Cougars. Although BYU made 15-of-20 attempts, many of those misses were front-end shots on one-and-one opportunities. The Cougars fought back to bring the game within one, 54-53, after a Matt Montague drive and pass to Jepsen who finished the play with a dunk. UNLV (12-8, 4-4) then went on a 6-0 run before Eric Nielsen made a three-point play to bring BYU back within three. Nielsen was hit in the mouth, chipping his tooth and was briefly knocked out at the 4:13 mark. He left the game with a concussion after contributing 14 points on 6-of-10 shooting. The score was 69-66 before Hansen stole the ball and made two free throws after being fouled on the breakaway, making the score 69-68 with 1:20 remaining. Hansen finished with 21 points in 23 minutes as he spent much of the game on the bench in foul trouble. Jensen's put-back made it 70-70 before Booker's three-pointer dashed the Cougars' hopes of victory. Mark Bigelow finished with 13 points. The Rebels started the game with a hot and consistent hand, making the first five shots they took to build an 11-5 lead. By the time Las Vegas had built the lead to 21-6, the Runnin' Rebels were 9-for-11 while BYU was 2-of-13 on shot attempts. A three-point play by Hansen again brought the Cougars within nine, 32-23, but the Rebels then went on a run of their own to increase their lead to 16 points, 43-27. Jimmy Balderson made four consecutive free throws to bring the score to 43-31 at the 1:20 mark where it would remain for the rest of the half. The Cougars made only 11-of-31 shots (36 percent) compared to UNLV's 17-of-31 (55 percent) from the field in the first half.

WHAT COACH STEVE CLEVELAND HAD TO SAY LAST YEAR ...

"To win on the road, you have to rebound and make free throws and those are two things we didn't do well in the last few minutes of the game."



2002-03 BYU NUMERICAL ROSTER

NO.	NAME	POS.	HT.	WT	YR.	EXP.	HOMETOWN (PREVIOUS SCHOOL)	PLAYER NOTE
2	Travis Hansen	G/F	6-6	210	Sr.	2L	Orem, Utah (Utah Valley State College)	BYU's leading scorer (15.3) and assist man (2.7)
3	Mark Bigelow	F/G	6-7	195	Jr.	2L	Olympia, Wash. (Olympia HS)	Second-leading scorer (12.1) and top three-point shooter (27)
4	Luiz Lemes	G	6-3	180	Jr.	TR	Sao Paulo, Brazil (E. Oklahoma State)	JC transfer sat out last game after stinger injury at Weber St.
5	Jake Shoff	F/C	6-9	265	Jr.	TR	Alpine, Utah (Weber State)	First start at Weber State; shooting .619 from the floor
10	Terry Nashif	G	5-10	165	So.	1L	Vancouver, Wash. (Evergreen HS)	First start in last game vs. ISU; has 24 assists and 8 turnovers
12	Marc Roberts	G	6-3	205	So.	1L	Provo, Utah (Timpview HS)	Played last two games after coming off a redshirt season
14	Ricky Bower	G	6-4	185	Jr.	TR	Meridian, Idaho (Wisconsin)	Top reserve had career-high 13 points in 10 minutes vs. ISU
15	John Allen	F	6-7	215	So.	1L	Houston, Texas (Mayde HS)	Shooting 7-11 on threes and perfect 16-16 from the line
24	Kevin Woodberry	G	6-0	170	Jr.	TR	Phoenix, Ariz. (Dixie State College)	Dished out 26 assists with just 10 turnovers in last 8 games
32	Bart Jepsen	F	6-9	235	Jr.	2L	Roswell, N.M. (Roswell HS)	Played in 11 games; had 5 points with 3 rebounds vs. SUU
40	Dan Howard	C	7-0	225	Jr.	2L	Kaysville, Utah (Davis HS)	Mostly limited action since career-best 11 pts in opener
52	Jared Jensen	F/C	6-9	250	So.	1L	West Haven, Utah (Fremont HS)	2002 MWC Co-Freshman of the Year shooting .612 on FG
55	Rafael Araujo	C	6-11	265	Jr.	TR	Sao Paulo, Brazil (Arizona Western College)	NJCAA All-American avg. 18 pts, 11 rebs over last six games

PLANNING TO REDSHIRT

13	Austin Ainge	G	6-1	175	Fr.	HS	Gilbert, Ariz. (Highland HS)	Returned missionary will redshirt; just back from broken thumb
34	Jermaine Odjegba	G	6-5	190	Fr.	HS	Lake Park, Fla. (Palm Beach Gardens HS)	True freshman will redshirt

Head Coach: Steve Cleveland , UC Irvine, 1976 (sixth season)

Associate Head Coach: Dave Rose, Houston, 1983

Assistant Coaches: Andy Toolson, BYU, 1990; John Wardenburg, BYU, 1986

Director of Basketball Operations: Nate Call, BYU, 1993

BYU PLAYER SEASON/CAREER HIGHS

#	PLAYER	POINTS	REBOUNDS	ASSISTS (^ BLOCKS)
2	HANSEN, Travis Career:	23 at Arizona State 30 at Pepperdine (2002)	12 vs. St. Bonaventure 17 at Pepperdine (2002)	5 vs. Toledo, vs. UCSB, vs. Pepperdine same (four times)
3	BIGELOW, Mark Career:	21 at Creighton 33 at Washington State (1998-99)	8 vs. San Diego 14 (twice- 1998-99)	5 vs. San Diego 6 (twice-1998-99)/(9 steals, BYU record)
4	LEMES, Luiz Career:	7 vs. Rice same	2 vs. Rice, vs. Pepperdine same	2 vs. Rice same
5	SHOFF, Jake Career:	15 vs. Pepperdine same	5 vs. Pepperdine same	2 vs. Utah State same
10	NASHIF, Terry Career:	10 vs. Rice same	5 vs. Rice same	5 vs. Rice, Southern Utah same
12	ROBERTS, Marc Career:	6 at Weber State same (twice)	3 at Weber State same	2 vs. Idaho State same (also at Wyoming on 2-26-00)
14	BOWER, Ricky Career:	13 vs. Idaho State same	5 vs. St. Bonaventure, vs. SUU same	4 at Creighton, vs. UCSB, vs. SUU same
15	ALLEN, John Career:	8 at Arizona State, SUU 10 at Notre Dame (1999-00)	4 vs. St. Bonaventure same	2 vs. Southern Utah same / ^ 1 vs. So. Ill. (99-00)
24	WOODBERRY, Kevin Career:	12 vs. Utah State same	4 at Arizona State, vs. Idaho St. same	6 vs. Utah State, SUU/(4 steals vs. USD) same
32	JEPSEN, Bart Career:	7 vs. Rice same (three times)	3 vs. Southern Utah, vs. Pepperdine 9 vs. Washington (1997-98)	- 2 - twice / ^ 3 vs. UTEP (1998-99)
40	HOWARD, Dan Career:	11 vs. Toledo same	2 (five times) last vs. Idaho St. 7 at SDSU (2002)	1 vs. Kansas State, at Creighton same (twice) / ^ 2 - twice (2002)
52	JENSEN, Jared Career:	18 vs. Rice 20 at Air Force (2002)	7 vs. Idaho State 10 vs. Creighton, CSUN (2002)	1 (five times) last vs. Idaho State 2 vs. Creighton/ ^ 2 (4 times)
55	ARAUJO, Rafael Career:	24 at San Francisco same	17 at San Francisco same	3 (twice)/ ^ 3 at ASU/ (4 steals v. Idaho St.) same





**BYU BASKETBALL ON KSL**

The "Voice of the Cougars" is KSL Newsradio 1160's Greg Wrubell. He is in his seventh season as the play-by-play voice of BYU basketball. Wrubell, also the voice of BYU football, is joined by color analyst Mark Durrant, a four-year BYU basketball letterman who graduated in 1995 as a three-time Academic All-WAC forward. KSL Newsradio 1160 AM in Salt Lake City is the flagship of the Cougar Sports Network. Network Stations are located in:

- Salt Lake City, Utah . . . . .KSL 1160 AM
- St. George, Utah . . . . .KDXU 890 AM
- Manti, Utah . . . . .KMXU 105.1 FM
- Jerome, Idaho . . . . .KART 1400 AM
- Boise, Idaho . . . . .KIOV 1450 AM
- Blackfoot, Idaho . . . . .KPLV 105.5 FM
- Idaho Falls, Idaho . . . . .KBLI 1620 AM
- Las Vegas, Nevada . . . . .KSHP 1400 AM

**COACH CLEVELAND'S RADIO SHOW**

BYU coach Steve Cleveland joins Sports Final host Bill Riley live each Wednesday from 7-8 p.m. on KSL Newsradio 1160 to talk Cougar basketball. The Steve Cleveland Show gives Cougar fans an opportunity to hear the coach discuss recent games and upcoming opponents. Bill Riley can be heard on Sports Final week nights from 7-9 p.m.

**COACH CLEVELAND'S TV SHOW**

BYU coach Steve Cleveland joins SportsBeat Sunday anchor Tom Kirkland each Sunday evening at 11:15 p.m. for the Steve Cleveland Show live on KSL-TV, channel 5. Coach Cleveland reviews the past week's games while looking ahead to the next outing. The 15-minute program also includes a feature on a BYU player. Assistant coach Andy Toolson will appear with Kirkland this coming Sunday as Cleveland will be in San Diego for Monday's game against the Aztecs.

**2002-03 BYU STARTING LINEUPS**

Opp.	PG	SG	SE	PF	C
v. Toledo	Woodberry	Hansen	Bigelow	Jensen	Araujo
v. KSU	Woodberry	Hansen	Bigelow	Jensen	Araujo
v. SBU	Woodberry	Bower	Bigelow	Hansen	Araujo
RICE	Woodberry	Hansen	Bigelow	Jensen	Araujo
@ASU	Woodberry	Hansen	Bigelow	Jensen	Araujo
@CU	Woodberry	Hansen	Bigelow	Jensen	Araujo
USD	Woodberry	Hansen	Bigelow	Jensen	Araujo
USU	Woodberry	Hansen	Bigelow	Jensen	Araujo
UCSB	Woodberry	Hansen	Bigelow	Jensen	Araujo
@USF	Woodberry	Hansen	Bigelow	Jensen	Araujo
SUU	Woodberry	Hansen	Bigelow	Jensen	Araujo
PEPP	Woodberry	Hansen	Bigelow	Jensen	Araujo
v. OSU	Woodberry	Hansen	Bigelow	Jensen	Araujo
@ WSU	Woodberry	Hansen	Bigelow	Shoff	Araujo
ISU	Nashif	Hansen	Bigelow	Jensen	Araujo

**BYU STARTING LINEUP (RECORD)**

Woodberry, Hansen, Bigelow, Jensen, Araujo	9-3
Woodberry, Bower, Bigelow, Hansen, Araujo	1-0
Nashif, Hansen, Bigelow, Jensen, Araujo	1-0
Woodberry, Hansen, Bigelow, Shoff, Araujo	0-1

**BYU'S LAST GAME – COUGARS TOP ISU TO COMPLETE PRESEASON**

PROVO, Utah (Jan. 11, 2003) -- BYU used a 17-3 first-half run to build a lead it would not relinquish, beating the Idaho State Bengals 77-58 Saturday at the Marriott Center. With the win the Cougars improved to 11-4 and extended the nation's longest homecourt winning streak to 43 games. Idaho State dropped to 6-6 entering its Big Sky schedule. After trailing 20-17 at the 10:41 mark in the first half, BYU outscored the Bengals 17-3 the rest of the way to take a 34-23 lead into the locker room. The Bengals opened the second half fighting to get back in the game, but the Cougars used their second best field goal shooting percentage of the season (58 percent) to seal the game. "We played well for about 10 minutes," said Idaho State head coach Doug Oliver. "They were just too big and too strong and they wore us down." BYU big man Rafael Araujo turned in his fourth double-double of the season with 17 points and 10 rebounds. He also led BYU with four steals -- two of which ended in breakaway, rim-rocking jams at the other end. "Araujo is the most improved player on this team and as he continues to improve we will become a better team," said BYU head coach Steve Cleveland. Travis Hansen scored 16 points, including a three-point play on a jam and foul shot that brought the crowd of 16,078 to its feet. Ricky Bower nailed four treys off the bench and ended the game with 13 points, a new career high. Jeremy Brown led the Bengals with 13 points, including two three-pointers. Orem native Scott Henry added 10. Idaho State shot 52 percent in the second half and 43.4 percent for the game, but BYU's size was too much as the Cougars out rebounded the Bengals 43-19.

**UP NEXT FOR BYU**

BYU will take a single-game road trip face San Diego State Monday. The game will be televised at 8 p.m. MST (7 p.m. PST) by SportsWest Productions on KSL-TV in Salt Lake City.

**COUGAR BRIEFING**

Led by senior guard Travis Hansen, junior swingman Mark Bigelow and junior center Rafael Araujo, the Cougars earned an 11-4 non-conference record. Hansen leads the team in scoring (15.3) and assists (2.7) and is second in rebounding (4.5). Bigelow is second in scoring (12.1) and the team's top three-point shooter (27-60), while Araujo has come on strong as the third-leading scorer (11.5) while leading the team in rebounds (8.9). Sophomore forward Jared Jensen adds 8.1 points and 3.8 rebounds while making 61.2 percent from the floor. With more talent on the bench, Coach Steve Cleveland has nine players averaging double-digit minutes this year. Junior guard Ricky Bower leads the way off the bench, averaging 6.6 points and shooting 45.5 percent from behind the arc. BYU is 7-0 at home and 4-4 away from the Marriott Center, including a 3-1 neutral record and 1-3 road mark.

**PLAYER PERSONNEL**

BYU coach Steve Cleveland is using a larger rotation this year with a deeper bench. Nine of the 13 players are averaging double-digit minutes. Cleveland has used four starting lineups, including changes in the last two games. He has used the same starting five in 12 of 15 games. Sophomore guard Marc Roberts came out of a possible redshirt season after 13 games, playing at Weber State. Freshmen guards Austin Ainge and Jermaine Odjegba will redshirt.

**WHO'S HOT**

Junior center Rafael Araujo led BYU in scoring (18.0), rebounds (9.5) and steals (3.0) in last week's two games. He shot 53.8 percent (14-26) from the floor and 66.7 percent (8-12) from the line. He added two assists (1.0 apg). Araujo recorded his fourth double-double of the year with a game-high 17 points and 10 rebounds against Idaho State Saturday. While helping BYU build a 34-23 halftime advantage, Araujo twice intercepted Bengal passes and dribbled the full length of the court for hammer dunks. The athletic, 6-foot-11 center finished the game with four steals and one assist while going 8-for-12 from the floor (.667) and 1-of-2 from the line in 30 minutes. He was one rebound shy of another double-double at Weber State Wednesday when he scored a team-leading 19 points and pulled down a game-high nine rebounds. He added two steals, one block and one assist in 29 minutes. He went 6-of-14 (.429) from the floor and made a career-high seven free throws, going 7-of-10 (.700) from the line. On the year, Araujo leads all MWC players in rebounds with an 8.9 average. He is third on BYU's team in scoring at 11.5 points per game. An NJCAA All-American transfer out of Arizona Western, Araujo has recorded four double-doubles in his last six games and has scored in double figures in eight of the last nine games, including six straight. He has scored 17 or more points in five of those six games. He has seven double-figure rebounding games this year. In the last six games, he is averaging 17.8 points, 11.3 rebounds and 2.0 steals per game.

**CONFERENCE OPENERS**

BYU has won its Mountain West Conference opener all three years, defeating San Diego State at home the past two seasons and upsetting UNLV in Las Vegas in 2000. BYU is 4-1 in conference openers under Steve Cleveland, with a 2-1 road record and 2-0 home mark.



**BYU MARGIN OF VICTORY/DEFEAT**

	WINS	LOSSES
1 point		
2 points		
3 points		
4 points	1	
5 points		
6 points		1
7 points		
8 points		
9 points	2	
10 points	1	1
11 points		
12 points		1
13 points	1	1
14 points		
15 points	2	
16-19 points	2 (16,19)	
20-24 points		
25-29 points		
30-plus points	2 (33,39)	

**BYU'S 2002-03 RECORD WHEN ...**

At home	7-0
On the road	1-3
On a neutral floor	3-1
On Television	3-1
On ESPN	0-0
On ESPN2	0-1
On ESPN+Plus	0-0
On SportsWest	1-0
On Monday	1-1
On Tuesday	0-0
On Wednesday	2-1
On Thursday	1-0
On Friday	1-0
On Saturday	6-2
Coming off a win	7-3
Coming off a loss	2-1
Had two or more days since last game	9-2
Had only one day since last game	0-2
Playing the next day after a game	2-0
BYU scores 100 or more points	0-0
BYU scores between 90-99 points	2-0
BYU scores between 80-89 points	1-0
BYU scores between 70-79 points	3-1
BYU scores between 60-69 points	5-3
BYU scores below 60 points	0-0
Opponent scores 90 or more points	0-0
Opponent scores between 80-89 points	0-1
Opponent scores between 70-79 points	0-3
Opponent scores between 60-69 points	4-0
Opponent scores between 50-59 points	6-0
Opponent scores below 50 points	1-0
BYU leads at half	7-0
Opponent leads at half	4-4
Score tied at half	0-0
BYU leads with 5 minutes left	11-0
Opponent leads with 5 min. left	0-4
BYU leads with 1 minute left	11-0
Opponent leads with 1 min. left	0-4
Score tied with 1 minute left	0-0
Game goes into overtime	0-0
BYU shoots 50 % or better	5-0
Opponent shoots 50 % or better	0-2
BYU out shoots opponent	11-1
Opponent out shoots BYU	0-3
BYU out rebounds opponent	9-3
Opponent out rebounds BYU	2-1
BYU and opponent tie in rebounds	0-0
vs. top-25 ranked opponent	0-0
vs. 2002 conference champions	3-1
vs. 2002 postseason teams	4-2

**STREAKS**

BYU ended its only losing streak this year, two games, with its win over Idaho State Saturday. BYU had two three-game losing streaks last year. BYU owns the nation's longest homecourt winning streak at 43 games. The Cougars have won 34 straight home games over a non-conference opponent and 17 consecutive vs. Mountain West Conference teams. The Cougars won five straight games overall to open this season, the longest overall streak since winning eight straight games last year in preseason. The Cougars have lost their last four games away from the Marriott Center, including its last three contests on an opponent's home court. BYU's loss at Creighton ended a string of four consecutive BYU wins away from the Marriott Center. It was the team's best streak away from home since BYU's 2001 NCAA team won five consecutive games (2 away, 3 at the MWC tournament) in March 2001. BYU has made a three-point shot in 194 consecutive games since going 0-9 in a 75-67 loss to CS Fullerton on Nov. 22, 1996.

**SHOOTING, REBOUNDING SUCCESS**

BYU has out shot 12 of 15 opponents this year (except USF, OSU, Weber State) and outrebounded 11 (except Creighton,USU, USCB). BYU is shooting .477, including .384 on threes, while limiting opponents to .400 shooting from the floor and only .266 on threes. BYU averages 35.7 boards to its opponents' 31.7. BYU has shot 45 percent or better in 10 games this year (losing only once at Creighton), including a string of six straight until shooting a season-low 36.5 percent at USF. BYU rebounded to shoot 58 percent (SUU) and 54.2 percent (Pepperdine) in its next two games. BYU shot 58.3 percent vs. Idaho State on Saturday, the fifth time this year, and fourth time at home, that BYU has shot better than 50 percent. BYU has shot 54 percent or better in each of its last three home games. BYU out boarded Idaho State 43-19 on Saturday.

**FROM THE LINE**

BYU topped 80 percent (20-25) free throw shooting for the fifth time this year vs. Oklahoma State. BYU shot a season-high 85.2 percent from the line vs. UCSB, going 23-27. The Cougars have shot better than 70 percent in all but four games, a season-low 55.0 percent (11-20) vs. San Diego, 65.4 percent vs. Pepperdine, 65.7 percent at USF and 66.7 percent vs. Idaho State Saturday. Individually, seven Cougars are shooting 75 percent or better from the line. John Allen is a perfect 16-16 while Ricky Bower is shooting 89.5 percent (34-38). BYU is shooting 73.2 percent as a team.

**DEFENSIVE NOTABLES**

BYU has held nine opponents to 42 percent or lower shooting, and has held five opponents below 35 percent shooting. BYU held Pepperdine, coming in shooting 47.1 percent, to its second-lowest percentage of the year at 34.5 percent. BYU held UCSB, a team that came in after seven games shooting 50.3 percent from the floor and 45.5 percent on threes, to 36.5 percent and 26.1 percent on threes. BYU has held nine of its 15 opponents this year to 60 points or less. BYU is 49-3 under Steve Cleveland when holding opponents below 60 points. BYU held USD to a BYU-opponent low of 49 points. On the year, BYU's defense yields a combined 63.4 points per game.

**70-POINT BAROMETER**

BYU is 11-0 this year when holding opponents below 70 points but 0-4 when the opposition reaches the 70-point mark. In the five-plus season Steve Cleveland has been BYU's coach, the Cougars are 78-15 (.839) when holding opponents below 70 points. BYU's winning percentage drops off substantially when BYU opponents have scored between 70-79 points. BYU's record is 16-33 (.327) in those games during the Cleveland era.

**MORE POINTS ON POINTS ...**

**WHEN BYU SCORES: (CLEVELAND ERA)**

Points	Record
100 or above	2-0 (1.000)
90-99	7-0 (1.000)
80-89	24-4 (.857)
70-79	32-16 (.667)
60-69	28-26 (.519)

**WHEN BYU ALLOWS: (CLEVELAND ERA)**

Points	Record
40-49	16-0 (1.000)
50-59	33-3 (.917)
60-69	29-12 (.707)
70-79	16-33 (.327)



## THE LAST TIME BYU HAD ...

**4 PLAYERS SCORE IN DOUBLE FIGURES**

1/02/03 vs. Pepperdine Araujo (19)  
Hansen (17), Shoff (15), Bigelow (12)

**5 PLAYERS SCORE IN DOUBLE FIGURES**

12/28/00 at Weber State Wesley (18), Whiting  
(15), Lyday (14), Hansen (12), Nielsen (12)

**A PLAYER RECORD A DOUBLE-DOUBLE**

1/11/03 vs. Idaho State  
Rafael Araujo, 17 points, 10 rebounds

**TWO PLAYERS RECORD A DOUBLE-DOUBLE**

1/23/99 vs. CS Northridge  
Mark Bigelow 23 points, 11 rebounds  
Nathan Cooper 15 points, 10 rebounds

**TWO DOUBLE-DIGIT REBOUNDERS**

11/25/02 vs. St. Bonaventure (at Paradise Jam)  
Travis Hansen-12, Rafael Araujo-10

**TWO PLAYERS FOULED OUT**

11/22/02 at Weber State  
Travis Hansen and Marc Roberts

**THREE PLAYERS FOULED OUT**

12/22/00 vs. Iowa State (@Laie, Hawaii)  
Nate Knight, Mekeli Wesley, Trent Whiting

**A PLAYER EJECTED FROM THE GAME**

11/23/02 vs. Kansas State  
Travis Hansen (2 technical fouls)

**A PLAYER RECEIVED A TECHNICAL FOUL**

11/23/02 at San Francisco - Travis Hansen

**TWO PLAYERS SCORED 20+ POINTS**

12/1/01 at Utah State  
Travis Hansen-26; Mark Bigelow-21

**TWO PLAYERS SCORED 25+ POINTS**

3/1/01 at New Mexico  
Terrell Lyday-26; Mekeli Wesley-25

**A PLAYER SCORED 30+ POINTS**

1/5/02 at Pepperdine  
Travis Hansen-30

**A PLAYER WITH 5 STEALS**

1/2/02 vs. San Francisco - Matt Montague

**A PLAYER HAD DOUBLE-DIGIT ASSISTS**

3/14/02 vs. UC Irvine  
Matt Montague-12

**A PLAYER 100% AT FT LINE (MIN. 8 ATTS)**

3/2/02 at Colorado St. - Jared Jensen (8-8)

**A PLAYER 100% FROM FLOOR (MIN. 5 ATTS)**

1/02/03 vs. Pepperdine  
Jake Shoff (6-6)

**A PLAYER 100% ON TREYS (MIN. 3 ATTS)**

3/20/02 at Memphis - Daniel Bobik (4-4)

**NO PLAYER MAKE A TREY**

11/22/96 vs. CS Fullerton (0-9)

**LAST TIME OPPONENT DID NOT MAKE A TREY**

12/14/02 Utah State (0-5)

**BIGGEST BYU SCORING RUN OF THE SEASON**

12/11/02 vs. San Diego (18-0)

**NATION'S LONGEST HOME WINNING STREAK**

BYU has a 43-game homecourt winning streak. The streak, which is a school record topping the 24 straight won between March 1994 and January 1996, is the longest current streak in the nation. BYU went 16-0 at home last season and was 15-0 the prior year. BYU has had a perfect home record seven times since the Marriott Center opened for the 1971-72 season. The past two years, however, marks the first time it has happened in back-to-back seasons. Last year's team tied the BYU single-season record with 16 home wins and was only the fourth Cougar squad to win more than 14 home games in a season. The 1987-88 Ladell Andersen squad went 16-2 in the Marriott Center. BYU's last home loss was on Feb. 17, 2000 when New Mexico edged the Cougars 78-74. BYU has won 17 straight at home over MWC teams since starting the victory streak with an 83-80 win over UNLV on Feb. 19, 2000. BYU has defeated 34 straight nonconference opponents in the Marriott Center since starting the streak with a 61-59 win over Utah State on Jan. 2, 1999. The last non-league foe to win in Provo was the California Bears, who edged BYU 71-70 on Dec. 19, 1998.

**BYU ON THE ROAD**

BYU is 1-3 on the road this year, having lost its last three road games. Counting neutral court games, BYU is 4-4 away from the Marriott Center. With its three wins at the Paradise Jam - BYU achieved its first win streak away from home since the end of the 2001 season. With BYU's victory at ASU, the Cougars ended the 11-game road losing streak it had last year and stopped seven straight losses on a Pac-10 opponent's home floor dating back to its win over ASU in 1989. Last year BYU won only twice away from home with a neutral court 81-76 upset over No. 13 Stanford at the Las Vegas Showdown on Dec. 22, 2001 and a season-opening win at San Diego, 70-59, on Nov. 17, 2001.

**NEUTRAL COURT RECORD**

BYU is 12-8 on a neutral court under Steve Cleveland. Last year BYU was 1-1 on a neutral floor. BYU is 3-1 this year. Prior to the Paradise Jam, BYU's last neutral court game was a 62-51 loss to San Diego State at the 2002 MWC Tournament. BYU's prior neutral win was over No. 13 Stanford, 81-76, at the Las Vegas Showdown. BYU has won seven of its last 10 neutral contests.

**BYU ON TELEVISION**

The Cougars will be featured in 16 television broadcasts in 2002-03, including five times as part of the Mountain West Conference television package with ESPN. BYU appeared on ESPN2 vs. Oklahoma State in the Touchstone Energy All-College Classic in Oklahoma City on Jan. 4 and will meet Utah on ESPN "Big Monday" on Feb. 24. BYU appears three times on ESPN+Plus, hosting Utah Jan. 25 and New Mexico Feb. 1 before facing reigning MWC champion Wyoming in Laramie on Feb. 8. In addition to the ASU game on Fox Sports Net and the St. Bonaventure game broadcast locally in the Virgin Islands, BYU will be featured in nine SportsWest Production telecasts this year. The Mountain West Conference television agreement with ESPN will provide 32 national and regional television broadcasts on ABC, ESPN, ESPN2 and ESPN+Plus in 2002-03, including 14 appearances on ESPN, two on ESPN2, two on ABC and 12 on ESPN+Plus as the featured "Mountain West Conference Game of the Week". ESPN+Plus games in Utah are aired on KJZZ-TV, channel 14. An additional 20 MWC games are scheduled to be aired on SportsWest as point-to-point broadcasts by local affiliates, while local institutional packages will add a minimum of another 19 games in 2002-03. For the fourth consecutive season every game of the EAS Mountain West Conference Men's Basketball Championship will be televised by ESPN or ESPN+Plus.

**COUGARS SIGN COMBO GUARD MICHAEL ROSE**

During the early signing period in November, BYU signed Michael Rose, a 6-foot-1 combo guard out of Spring Woods High School in Houston Texas. A four-year starter, Rose averaged 16.3 points, five rebounds and three assists playing shooting guard as a junior. A preseason All Greater Houston First Team selection, Rose will play point guard his senior season. He has earned first-team All-District 21 5A honors the past two seasons and was the team MVP in 2002. He has helped his team to second-place District 21 finishes the past two years. In his first season, he was named District 21 Freshman of the Year. Rose has played four years on the Houston Hoops summer AAU team that also features top-five recruits Nndi Eby and Kendrick Perkins. As the team's starting shooting guard, Rose averaged 14 points and helped the team earn a No. 1 national rating for much of the summer. The team placed second at two of the nation's larger invitational tournaments, finishing as the runner-up at both the Nike Peach Jam in Augusta, Ga., and Nike Super Showcase in Orlando, Fla. A great shooter, Rose is one of the 16 finalists still alive in Cuttino Mobley's Clutch City Shootout. Sponsored by the Houston Rockets and generating more than 300 participants, the Shootout allows Houston-area 4A and 5A high school basketball players the opportunity to compete in a series of three-point shooting contests. Rose is scheduled to shoot at halftime of the Rockets' Jan. 13 game. Earlier this month, he connected on 14 consecutive three-point shots during a scrimmage while scoring 56 points. Rose possesses a strong academic resume, ranking second in his class of 365 seniors. He was recruited by Houston, St. Louis, Utah State, Colorado State, Texas Christian, Texas A&M, Tennessee and Illinois. Rose was the only player to sign with BYU during the early signing period. He is the nephew of BYU Associate Head Coach Dave Rose.





## MWC PLAYERS OF THE WEEK

Nov. 25 -- Brian Greene (Sr., F), Colorado State  
 Dec. 2 -- Marcus Banks (Sr., G), UNLV  
 Dec. 9 -- Ruben Douglas (Sr., G), New Mexico  
 Dec. 16 -- Dalron Johnson (Sr., F), UNLV  
 Dec. 23 -- Ronnie Clark (Sr., F), Colorado State  
**Dec. 30 -- Rafael Araujo (Jr., C), BYU**  
 Jan. 6 -- Uche Nsonwu-Amadi (Sr., C), Wyoming  
 Jan. 13 -- Marcus Banks (Sr., G), UNLV



## BIGELOW MOVING UP 3-POINT LIST

PL	TREYS	PLAYER	YEARS
1	141	Andy Toolson	85-88-89-90
2	<b>136</b>	<b>Mark Bigelow</b>	<b>99-02-03</b>
3	127	Terrell Lyday	00-01

## BIGELOW MOVING UP SCORING LIST

PL	POINTS	PLAYER	YEARS
1	2467	Danny Ainge	78-79-80-81
2	2319	Michael Smith	84-87-88-89
3	2285	Devin Durrant	79-80-83-84
4	1885	Russell Larson	92-93-94-95
5	1841	Fred Roberts	79-80-81-82
6	1824	Jeff Chatman	85-86-87-88
7	1740	Mekeli Wesley	98-99-00-01
8	1652	Kenneth Roberts	91-94-95-96
9	1512	Kresimir Cosic	71-72-73
10	1408	Jay Cheesman	74-75-76-77
11	1388	Andy Toolson	85-88-89-90
12	1375	Roland Minson	49-50-51
13	1337	Marty Haws	87-88-89-90
14	1317	Joe Nelson	47-48-49-50
15	1299	Dick Nemelka	64-65-66
16	1284	Alan Taylor	77-78-79-80
17	1218	Doug Richards	72-73-74
18	1205	Gary Trost	88-91-92-93
19	1195	Eldon Brinley	28-29-30-31
20	1156	Kari Liimo	67-68-69
21	1150	Elwood Romney	30-31-32-33
22	1143	Doug Howard	68-69-70
23	1128	Steve Schreiner	89-90-91
24	1117	Joe Richey	51-52-53
25	1108	Gary Earnest	59-60-61
26	1106	John Fairchild	64-65
27	1105	Terrell Lyday	00-01
28	1099	Mark Handy	74-75-76-77
29	1084	Mel Hutchins	48-49-50-51
30	1073	Randy Reid	93-94-95-96
31	1051	Scott Runia	77-78-79-80
32	<b>1048</b>	<b>Mark Bigelow</b>	<b>99-02-03</b>
33	1031	Bernie Fryer	71-72
34	1015	Dave Eastis	59-60-61

## NATIONAL POLLS

BYU has not received any votes the past two weeks after suffering its third loss of the year vs. Oklahoma State and fourth at Weber State. Two BYU opponents are in the top-25, with Creighton ranking 13th in the Associated Press Poll and 14th in ESPN/USA Today Coaches Poll, while Oklahoma State is rated 24th in both polls. UNLV is tied for 39th in the coaches poll.

## RPI AND SAGARIN RATINGS

BYU is the top-rated team in the Sagarin Ratings released Monday, ranking 36th followed by Utah at No. 40, UNLV at 46 and Wyoming at 55. As a conference, the Mountain West has been rated as high as 6th but is now ranked 7th as the Pac-10 jumped into the No. 6 ranking. BYU entered the week as the top-rated MWC team in the RPI computed by CBS Sportsline and second-rated MWC team in the RPI compiled by Collegiate Basketball News. BYUs rated No. 26 by CBS Sportsline, with UNLV at 28, Utah at 32 and Wyoming at 60. By Collegiate Basketball News, UNLV is the top-rated MWC team at 24, followed by the Cougars at 28, Utah at 29 and Wyoming at 56.

## ARAUJO NAMED MOUNTAIN WEST PLAYER OF THE WEEK ON DEC. 30

BYU junior center Rafael Araujo has been named Mountain West Conference Men's Basketball Player of the Week on Dec. 30. It was Araujo's first player of the week honor of his career. Araujo, from Sao Paulo, Brazil (Arizona Western), averaged 20.5 points and 12 rebounds and shot 61.3 percent (19-of-31) from the field and averaged two steals per game. In the 84-72 loss at San Francisco, Araujo recorded his first Division I double-double with career-highs of 24 points and 17 rebounds in 28 minutes of action. He went 11-for-20 from the field (55 percent) and registered a career-high three steals. The 17 boards and 11 field goals are both currently tied for the second-highest output by an MWC player this year. Araujo led the Cougars in scoring for the second straight game with 17 points on 8-of-11 field goals and seven boards in the 93-60 win over Southern Utah.

## BIGELOW REACHING, APPROACHING MILESTONES

Junior Mark Bigelow reached two milestones vs. Southern Utah. The 6-foot-7 swingman went 4-6 from behind the arc to move past Terrell Lyday into second place on BYU's career three-point list. Now with 136 career treys, Bigelow needs six more to surpass BYU assistant coach Andy Toolson, who holds the top mark at 141. Bigelow leads BYU with 27 threes this year and has made a combined 41.6 percent (136-327) in his two-plus seasons. Against SUU, Bigelow also became the 34th Cougar and only ninth junior to score 1,000 points during his career. Bigelow moved into 32nd place with his 11 points vs. Oklahoma State, surpassing current NBA official Bernie Fryer (1,031). He needs 4 points to move past Scott Runia, who shared the backcourt for three years with BYU's career scoring leader Danny Ainge (2,467).

## BYU SETS THREE-POINT RECORD IN WIN OVER SOUTHERN UTAH

The Cougars set a new school record for three-pointers made in a game, going 14-24 (.583) vs. Southern Utah's match-up zone. Seven BYU players made a trey with six players' only field goals being triples.

## COUGARS WIN PARADISE JAM TITLE

BYU started the season by winning the University of the Virgin Islands Paradise Jam title. Played in St. Thomas, the Paradise Jam featured six teams in a three-game format. BYU earned the title with wins over Toledo, Kansas State and St. Bonaventure. The Bonnies finished the second-year tournament 2-1 with a win over Virginia Tech, who also finished 2-1. Kansas State and Toledo went 1-2 and Michigan 0-3.

## HANSEN, BIGELOW EARN PARADISE JAM AWARDS

Leading BYU to the University of the Virgin Islands Paradise Jam title, Travis Hansen and Mark Bigelow were named to the Paradise Jam All Tournament Team. Others selected to the team were Pervis Pasco of Kansas State, Nick Moore of Toledo, Terry Taylor of Virginia Tech and tournament MVP Marques Green of St. Bonaventure.

## RECORD JAM DEFENSE

BYU set the Paradise Jam tournament record for fewest average points allowed by giving up only 59 points per game in its three tournament wins. The previous record was LaSalle's 62.7 points allowed over three tournament games last year. In the championship game, BYU held St. Bonaventure, who came into the title showdown having scored 91 and 89 points in its first two games, to 57 points and 28 percent shooting. BYU held Toledo to 34.6 percent shooting and 56 points and allowed only 40.4 percent shooting and 64 points by Kansas State. Combined, BYU's Paradise Jam opponents shot 33.9 percent from the floor, including 31.8 percent on threes.

## RARE HAPPENING

When Utah State did not connect on a three-point attempt, going 0-5, against BYU on Dec. 14 it marked the first time a BYU opponent has failed to make a three-pointer since Oklahoma went 0-9 vs. the Cougars in the 1992 Maui Classic on Dec. 21, 1992.





**MWC STANDINGS**

Pl.	Team	MWC	Overall
1.	Colorado State	1-0	12-4
	San Diego State	1-0	10-4
3.	Wyoming	0-0	12-2
	UNLV	0-0	11-2
	Utah	0-0	12-3
	BYU	0-0	11-4
7.	Air Force	0-1	9-5
	New Mexico	0-1	5-8

**BYU - UNIVERSITY INFO**

Location: Provo, Utah (84602)  
 Founded: Oct. 15, 1875  
 Elevation: 4,553 feet  
 Enrollment: 32,122 (daytime)  
 Nickname: Cougars  
 Mascot: Cosmo  
 Colors: Dark Blue, White and Tan  
 Arena (Capacity): Marriott Center (22,700)  
 Affiliation: NCAA Division I  
 Conference: Mountain West Conference  
 President: Merrill J. Bateman (Utah, 1960)  
 Men's Athletics Director: O. Val Hale (BYU, 1981)  
 Athletic Website: byucougars.com  
 Tickets: 378-BYU1 or 1-800-322-BYU1

**BYU COACHING STAFF**

Head Coach: Steve Cleveland  
 Alma Mater (year): UC-Irvine (1976)  
 Record at school (years): 96-73 (6th year)  
 Career record (years): (same)  
 Office phone for head coach: 801-378-3612  
 Best time/day to reach coach: Call SID  
 Basketball Office Fax: (801) 378-5965  
 Assistant coaches (Alma Mater/year)  
 Dave Rose (Houston, 1983)  
 Andy Toolson (BYU, 1990)  
 John Wardenburg (BYU, 1986)  
 Director of Basketball Operations:  
 Nate Call (BYU, 1993)

**BYU TEAM INFO**

2001-2002 Overall Record: 18-12  
 Conference record/finish: 7-7 (T-4th)  
 2002 Postseason: (1-1)  
 NIT second round - lost at Memphis  
 2002 Final Ranking: N/A  
 Starters Returning/Lost: 3/2  
 Lettermen Returning/Lost: 8/7  
 Redshirts Returning: 2  
 Newcomers: 5

**BYU HISTORY - CELEBRATING 100 YEARS**

First Year of Basketball: 1903  
 Overall All-Time Record: 1438-926 (.608)  
 Winning Seasons: 80 (last 2002)  
 Conference Championships: 25 (last 2001)  
 Postseason Appearances (record): 28 (23-29)  
 Total NCAA Appearances (Record): 19 (11-22)  
 Last NCAA Appearance: 2001  
 Result: (0-1) Lost, NCAA First Round in San Diego vs. Cincinnati, 84-59  
 Total NIT Appearances (Record): 9 (12-7)  
 Last NIT Appearance: 2002  
 Result: (1-1) Def. UC Irvine, 78-53  
 Lost, at Memphis, 80-69

**MWC TEAMS OFF TO STRONG STARTS ENTERING CONFERENCE PLAY**

During non-league play the Mountain West Conference has proven that the predictions are true of this being the best, top-to-bottom, the league has been in its four years. Frank Burlison, the respected national college basketball writer for Foxsports.com, was quoted by Steve Guiremand in the Las Vegas Sun, stating, "To me it's pretty clear-cut that (the Mountain West Conference) is the best conference in the West this year. It's better than the Pac-10." Entering this week, six of eight MWC teams have 10 or more wins and seven have at least nine wins. The league's worst record is New Mexico's 5-8 mark but the Lobos have one of the top players in the league in Ruben Douglas and showed at Tennessee in a closely contested defeat that they are not going to be push-overs. Five teams have 11 or more wins, including 12-2 Wyoming, who enters Wednesday's game at No. 14 Kansas with nine straight victories. Playing a greater percentage of non-conference road games than the Big East, SEC, Pac-10, Big Ten, Big 12 and ACC, MWC teams achieved a 14-17 road record (45 percent) entering this week - the highest road winning percentage at this point in the league's history. The non-league road record ranks third nationally behind only the Big 12 (15-8) and ACC (6-6).

**BYU VS. ITS CONFERENCE PEERS**

BYU was picked to finish fourth this year in the Mountain West Conference by the league's media members. BYU has a won 58 percent (418-299) of its games all-time vs. MWC opponents. As an overall athletic program, BYU has dominated the Mountain West in its first three seasons, winning 63 percent of all MWC titles.

**CELEBRATING 100 YEARS OF BYU BASKETBALL**

BYU is celebrating 100 years of basketball. Since the first season of BYU basketball in 1903, BYU entered this season having achieved a 1438-926 (.608) overall record with 21 different coaches at the helm. The combined efforts of these men have provided the Cougars with 80 winning seasons in 100 years. BYU has won 25 conference titles and made 28 postseason tournament appearances with 19 NCAA bids and nine NIT berths. The Cougars won the 1951 and 1966 NIT titles and advanced to the Elite Eight of the NCAA tournament in 1981, highlighted by Danny Ainge's length-of-the-court dash to defeat Notre Dame at the buzzer. Ainge was named the nation's top player as the John Wooden Award and Eastman Award winner. Twenty-three players have received All-America recognition while NBA teams have selected a Cougar 41 times in its annual draft. BYU has the nation's 11th longest rivalry, dating back to 1909, against the University of Utah. BYU and Utah have the 10th longest rivalry in terms of games played with 232 contests. Amazingly, the series is tied at 116-116. For more information on BYU's 100-year history, please consult the 2002-03 BYU media guide.

"This year's preseason and conference schedule will be the toughest and most challenging we've encountered since my arrival at BYU. All of our games in the preseason will be against veteran teams, many with postseason experience, and eight of those games will be on the road. This is definitely the strongest and most competitive the Mountain West has been since its formation."

- BYU Coach Steve Cleveland

**BYU AMONG TOP-40 ALL-TIME WINNINGEST BASKETBALL PROGRAMS**

With its all-time record of 1438-926 (.608), BYU is the ranked 40th all-time in winning percentage among all Division I basketball programs. In terms of total wins, BYU is in the top 25. The Cougars have had 80 winning seasons in their 100-year basketball history and have made 28 postseason appearances, including 19 NCAA bids, and won 25 conference championships.

**COUGARS BOAST STRONG 2002-03 SCHEDULE**

Seventeen games against teams who qualified for postseason play last year and spots in the University of The Virgin Islands Paradise Jam (U.S. Virgin Islands) and Touchstone Energy All-College Classic (Oklahoma City) highlight BYU's 2002-03 men's basketball schedule. BYU's non-conference schedule includes teams from 10 different conferences. Overall, 12 teams earned postseason bids last season, seven advancing to the NCAA tournament and five playing in the NIT. Six teams earned a conference regular season or league tournament title and 12 placed in the top three in their league standings. In all, the schedule includes a total of 29 regular season games and two exhibitions. The Cougars will play 14 regular season games in the Marriott Center, where BYU owns the nation's longest active home-court victory streak at 36 games. Excluding the MWC Tournament, BYU plays 15 road games, including 11 away contests and four neutral site games. The 2003 MWC Tournament takes place March 12-15 at the Thomas and Mack Center in Las Vegas. The Pac-10, Big 12, Atlantic 10, Big Sky, Big West, Mid-American, Mid-Continent, Missouri Valley, West Coast and Western Athletic are represented on the non-league schedule. Nine teams -- Arizona State, Creighton, San Diego, UC Santa Barbara, San Francisco, Utah State, Southern Utah, Weber State and Pepperdine -- were also on last year's nonconference schedule. BYU earned a 6-3 record in those games, losing at UCSB and dropping overtime games at both Utah State and Pepperdine.



**KEVIN WOODBERRY / 6-0 • 170 • junior • point guard**

**CAPSULE:** Kevin Woodberry is a point guard and strong defender who helped Dixie State College (St. George, Utah) to a 34-3 record and the 2002 NJCAA National Championship ... A second-team All-Scenic West Athletic Conference selection, he led the Rebels in assists (3.6), steals (2.0), three-point field goals (73) and free throw percentage (.815).

2002-03: Kevin has started at the point in 14 games ... After committing 19 turnovers with only 10 assists in his first seven games, he has dished out 26 assists while committing 10 turnovers in the last eight games ... He did not start vs. Idaho State, coming off the bench with a career-equaling 4 rebounds as well as 4 points, 2 assists and 1 steal in a season-low 14 minutes ... He had six points, three assists and no turnovers at Weber State ... He scored seven points vs. Oklahoma State and had five points and four assists vs. Pepperdine ... He had 6 points and equaled a personal-best 6 assists vs. SUU with only 1 turnover ... He had his best game vs. Utah State with career bests of 12 points and 6 assists with no turnovers ... He also set or tied career marks in field goals made (3), three-point field goals made (3), free throws made (3) and attempted (6) and minutes played (32) vs. the Aggies ... Defensively, he held USU's Mark Brown, who entered the game with a 13.8 scoring average and had reached double figures in every game, to only two points and 1-8 shooting in 35 minutes ... Woodberry had 10 points and 3 assists with no turnovers at USF while hitting three treys in the second half during a BYU run ... He had 10 points and 3 steals vs. Rice ... He grabbed the key rebound and made his only free throw in five attempts to preserve a win at ASU ... He had a season-high 4 rebounds with 4 assists at ASU, playing in his hometown ... He scored 8 points with a BYU season-best 4 steals vs. San Diego.



**CAREER HIGHS:**

POINTS: 12 vs. Utah State  
 FG MADE: 3 (four times)  
 FG ATT: 13 vs. St. Bonaventure  
 FG%: .667 (2-3) vs. SUU, at WSU  
 3FG MADE: 3 vs. Utah State, at San Francisco  
 3FG ATT: 9 at San Francisco  
 3FG%: .667 (2-3) vs. SUU  
 FT MADE: 3 vs. San Diego, Utah State  
 FT ATT: 6 vs. San Diego, Utah State  
 FT %: 1.000 (2-2) vs. Rice, UCSB  
 REB: 4 at Arizona State, vs. ISU  
 ASSISTS: 6 vs. Utah State, SUU  
 STEALS: 4 vs. San Diego  
 BLOCKS: 1 (four times)  
 MINUTES: 32 vs. Utah State


**Kevin Woodberry – 2002-03 Game-by-Game**

Opponent	Date	GS	Min	TOTAL		3-PTS		Pct	FT	FTA	Pct	REBOUNDS			PF	FO	A	TO	Blk	Stl	Pts	Avg			
				FG	FGA	FG	FGA					Off	Def	Tot											
vs Toledo	11/22/02	*	29	2	7	286	1	4	250	0	0	0	0	0	0	0	0	0	0	0	2	5	5.0		
vs Kansas State	11/23/02	*	25	0	3	000	0	3	000	2	4	500	0	0	0	1.5	3	0	3	3	0	2	3.5		
vs St. Bonaventure	11/25/02	*	29	3	13	231	1	7	143	1	2	500	0	1	1	1.3	2	0	2	3	1	2	8	5.0	
RICE	11/30/02	*	19	3	6	500	2	2	1,000	2	2	1,000	0	2	2	1.5	1	0	0	2	1	3	10	6.3	
at Arizona State	12-04-02	*	31	1	5	200	0	3	000	1	5	200	0	4	4	2.0	2	0	4	5	1	1	3	5.6	
at Creighton	12-07-02	*	15	1	3	333	1	2	500	0	0	000	0	0	0	1.7	1	0	0	3	0	1	3	5.2	
SAN DIEGO	12/11/02	*	31	2	4	500	1	3	333	3	6	500	0	2	2	1.7	2	0	0	1	1	4	8	5.6	
UTAH STATE	12/14/02	*	32	3	5	600	3	5	600	3	6	500	1	2	3	1.9	0	6	0	0	1	12	6.4		
UC SANTA BARBARA	12/21/02	*	22	0	5	000	0	5	000	2	2	1,000	0	1	1	1.8	1	0	1	1	1	0	2	5.9	
at Univ. of San Francisco	12/23/02	*	31	3	10	300	3	9	333	1	3	333	0	2	2	1.8	2	0	3	0	0	10	6.3		
SOUTHERN UTAH UNIVERSITY	12/28/02	*	19	2	3	667	2	3	667	0	0	000	0	2	2	1.8	2	6	1	0	1	6	6.3		
PEPPERDINE	01/02/03	*	17	2	5	400	0	3	000	1	3	333	0	3	1.9	2	0	4	2	0	2	5	6.2		
vs Oklahoma State	01-04-03	*	27	2	7	286	1	5	200	2	2	1,000	0	0	0	1.8	1	0	1	4	0	1	7	6.2	
at Weber State	01-08-03	*	26	2	3	667	1	2	500	1	2	500	0	1	1	1.7	4	0	3	0	0	2	6.2		
IDAHO STATE	1/11/03		14	2	5	400	0	1	000	0	0	000	1	3	4	1.9	2	0	2	2	0	1	4	6.1	
Totals			14	367	28	84	.333	16	57	281	19	37	.514	3	25	28	1.9	26	0	36	29	5	21	91	6.1

**TRAVIS HANSEN / 6-6 • 210 • senior • guard/forward**

**CAPSULE:** Hansen is an MWC Player of the Year candidate entering his final season ... BYU's lone senior, he was the team's best player last year when he led the Cougars in scoring (15.6) and rebounding (6.2) ... He earned second-team All-MWC honors ... He is an extremely athletic and explosive player who can create his own shot or knock down the three ... His explosiveness was evidenced by game highs of 30 points and 17 rebounds last year ... He shot 42.2 percent from three-point range last season ... His first season with the Cougars in 2000-01 he played a supporting role (5.5 ppg, 3.0 rpg) primarily due to a broken foot he suffered after earning a starting assignment ... He played as a freshman at Utah Valley State College before an LDS Church mission.

2002-03: Hansen leads BYU in scoring (15.3) and assists (2.7) and is second in rebounding (4.5) ... He has had three of his top-five career assist games this season with a career-tying 5 assists vs. Toledo, UCSB and Pepperdine ... He has scored in double figures a team-leading 14 times this year and has led BYU in scoring seven games, including his 14 points vs. Oklahoma State ... He had 16 points on 6-of-9 shooting vs. Idaho State, and didn't have an assist for the first game this year ... He had 12 points and 6 rebounds before fouling out with 10 minutes left at Weber State ... He contributed in nearly every way vs. Pepperdine with 17 points, six boards, five assists, two blocks and two steals ... One block was a spectacular rejection of a fast-break dunk attempt that Hansen controlled himself to keep the ball from going out of bounds ... He tied a career-best 2 blocks vs. Pepperdine and also vs. USD, matching the two blocks he had vs. the Toreros in San Diego last year ... He equaled a career high for threes made in a game when he connected three times from long range vs. SUU ... He scored a team-high 19 vs. UCSB while equaling a career-best 10 free throws made ... He scored eight of BYU's final 12 points and assisted two of the other four points at ASU, going 8-11 from the floor and 7-8 from the line to score a season-high 23 points ... He failed to score in double figures for the only time this year with 9 points vs. Rice, ending 11 straight double-digit games dating back to last season.



**CAREER HIGHS:**

POINTS: 30 at Pepperdine  
 FG MADE: 10 at Utah St, Pepp.  
 FG ATT: 19 at Pepperdine  
 FG%: .857 (6-7) at Weber St.  
 3FG MADE: 3 (three times) last vs. SUU  
 3FG ATT: 6 vs. ASU (2001), at Weber State  
 3FG%: 1.000 (2-2) (three times) last vs. Kansas State  
 FT MADE: 10 (twice) last vs. UCSB  
 FT ATT: 15 at San Diego (2002)  
 FT %: 1.000 (10-10) at Pepp.  
 REB: 17 at Pepperdine  
 ASSISTS: 5 (five times) last vs. Pepperdine  
 STEALS: 3 vs. UCI, at Memphis  
 BLOCKS: 2 (3 times) last vs. Pepp.  
 MINUTES: 43 at CSU

**Travis Hansen – 2002-03 Game-by-Game**

Opponent	Date	GS	Min	TOTAL		3-PTS		Pct	FT	FTA	Pct	REBOUNDS			PF	FO	A	TO	Blk	Stl	Pts	Avg			
				FG	FGA	FG	FGA					Off	Def	Tot											
vs Toledo	11/22/02	*	32	7	12	583	2	3	667	6	6	1,000	4	4	8	8.0	3	0	5	2	0	0	22	22.0	
vs Kansas State	11/23/02	*	28	6	11	545	2	2	1,000	5	8	625	1	2	2	5.0	2	0	2	1	0	0	19	20.5	
vs St. Bonaventure	11/25/02	*	35	2	7	286	0	2	000	8	10	800	6	6	12	7.3	1	0	1	8	1	1	12	17.7	
RICE	11/30/02	*	21	3	7	429	1	1	1,000	2	2	1,000	2	2	4	6.5	2	0	4	1	1	1	9	15.5	
at Arizona State	12-04-02	*	30	8	11	727	0	2	000	7	8	875	0	1	1	5.4	3	0	3	5	0	0	23	17.0	
at Creighton	12-07-02	*	27	4	6	667	0	0	000	3	4	750	0	2	2	4.8	5	1	2	4	0	1	11	16.0	
SAN DIEGO	12/11/02	*	30	7	17	412	0	4	000	3	5	600	3	4	7	5.1	2	0	3	4	2	1	17	16.1	
UTAH STATE	12/14/02	*	35	4	11	364	2	4	500	3	6	500	1	3	4	5.0	3	0	1	2	1	0	13	15.8	
UC SANTA BARBARA	12/21/02	*	34	4	9	444	1	3	333	10	12	833	2	5	7	5.2	4	0	5	3	0	1	19	16.1	
at Univ. of San Francisco	12/23/02	*	29	4	13	308	0	2	000	5	6	833	2	3	5	5.2	5	1	2	2	0	2	13	15.8	
SOUTHERN UTAH UNIVERSITY	12/28/02	*	25	3	7	429	3	5	600	3	3	1,000	0	1	1	4.8	1	0	4	1	0	0	12	15.5	
PEPPERDINE	01/02/03	*	36	5	15	333	0	4	000	7	9	778	0	6	6	4.9	3	0	5	2	2	2	17	15.6	
vs Oklahoma State	01-04-03	*	32	4	9	444	2	4	500	4	6	667	0	1	1	4.6	5	1	3	3	0	1	14	15.5	
at Weber State	01-08-03	*	26	4	11	364	1	6	167	3	5	600	3	3	6	4.7	5	1	1	5	1	0	12	15.2	
IDAHO STATE	1/11/03		27	6	9	667	1	2	500	3	4	750	1	1	2	4.5	1	0	0	3	0	0	16	15.3	
Totals			15	447	71	155	.458	15	44	341	72	94	.766	25	43	68	4.5	45	4	41	46	8	10	229	15.3



**MARK BIGELOW / 6-7 • 195 • junior • forward/guard**

**CAPSULE:** Bigelow is an all-conference candidate ... He was hampered last season by conditioning in first year back from a two-year mission layoff but showed signs of why he was BYU's best player prior to his mission ... He earned honorable mention All-MWC recognition in 2001-02 and had 31 points vs. Arizona State and averaged 14.9 points ... He was BYU's leading scorer (15.0) and rebounder (6.3) and WAC Pacific Division Freshman of the Year and All-WAC Second Team in 1998-99 before going on a mission to Ft. Lauderdale, Fla. ... A threat from long range, Bigelow led the Cougars last year in three-pointers made with 65 on 42.2 percent shooting and set the BYU record for consecutive games with a trey (22) ... He is an excellent shooter and extremely intelligent player ... A gifted offensive player with a great mid-range game ... He moves well without the ball.

2002-03: Bigelow has reached double digits in 11 games and is the second-leading scorer (12.1) ... He hasn't reached double figure points in the last two games ... He has a team-leading 27 threes ... He made two threes vs. Oklahoma State and 11 points ... With his season-high-equaling four threes vs. SUU, he moved into second all-time at BYU in career treys, passing Terrell Lyday (127) ... With 136 treys, Bigelow needs five more to match record-holder and current BYU assist coach Andy Toolson (141) ... Before not attempting a three for the first game of his career at ASU, he had connected from long range in 11 straight games dating back to last season ... He made a season-high four triples at Creighton, scoring a season-high 21 points ... With BYU trailing 30-22, he made three consecutive treys to give BYU the lead at 31-30 ... He had a season-high 8 rebounds and 5 assists vs. USD ... He made 10 straight points for BYU vs. USU, the second time he has scored 10 straight Cougar points this year (also at Creighton) ... Mark has had his two worst shooting nights in losses at San Francisco and at Weber State ... He had his worst shooting night since going 0-4 vs. San Jose State during his freshman year with his 1-9 effort at USF ... He was 2-12 at Weber State.



3

**Mark Bigelow – 2002-03 Game-by-Game**

Opponent	Date	GS	Min	TOTAL			3-PTS			REBOUNDS			Avg	PF	FO	A	TO	Blk	Stl	Pts	Avg				
				FG	FGA	Pct	3FG	3FGA	Pct	FT	FTA	Pct										Off	Def	Tot	
vs Toledo	11/22/02	*	33	2	6	333	1	1	1,000	7	10	.700	0	5	5	5.0	2	0	3	3	0	1	12	12.0	
vs Kansas State	11/23/02	*	35	6	12	500	3	5	.600	3	4	.750	0	3	3	4.0	1	0	4	2	1	3	18	15.0	
vs St. Bonaventure	11/25/02	*	24	4	7	571	1	3	.333	2	2	1,000	0	2	2	3.3	4	0	2	1	1	1	11	13.7	
RICE	11/30/02	*	22	7	10	.700	2	4	.500	3	4	.750	0	1	1	2.8	2	0	2	0	0	0	19	15.0	
at Arizona State	12-04-02	*	30	2	6	.333	0	0	.000	2	2	1,000	0	2	2	2.6	2	0	1	1	1	1	6	13.2	
at Creighton	12-07-02	*	38	7	16	.438	4	8	.500	3	4	.750	2	4	6	3.2	2	0	2	6	1	1	21	14.5	
SAN DIEGO	12/11/02	*	31	3	7	.429	1	2	.500	3	5	.600	3	5	8	3.9	2	0	5	2	0	1	10	13.9	
UTAH STATE	12/14/02	*	34	5	10	.500	2	6	.333	1	2	.500	0	4	4	3.9	0	0	0	2	1	0	13	13.8	
UC SANTA BARBARA	12/21/02	*	26	4	10	.400	3	7	.429	0	0	.000	0	3	3	3.8	4	0	0	2	1	0	11	13.4	
at Univ. of San Francisco	12/23/02	*	34	1	9	.111	0	4	.000	6	8	.750	2	2	4	3.8	4	0	2	2	0	1	8	12.9	
SOUTHERN UTAH UNIVERSITY	12/28/02	*	14	4	6	.667	4	6	.667	2	2	1,000	0	0	0	3.5	2	0	3	1	0	0	14	13.0	
PEPPERDINE	01/02/03	*	30	5	9	.556	1	3	.333	1	1	1,000	0	2	2	3.3	3	0	3	1	0	0	12	12.9	
vs Oklahoma State	01-04-03	*	31	3	7	.429	2	4	.500	3	4	.750	0	3	3	3.3	3	0	2	3	0	0	11	12.8	
at Weber State	01-08-03	*	36	2	12	.167	1	5	.200	2	2	1,000	1	5	6	3.5	1	0	1	4	1	0	7	12.4	
IDAHO STATE	1/11/03	*	31	3	5	.600	2	2	1,000	1	2	.500	1	3	4	3.5	1	0	3	1	1	1	9	12.1	
Totals			15	449	58	132	.439	27	60	.450	39	52	.750	9	44	53	3.5	33	0	33	31	8	10	182	12.1

**CAREER HIGHS:**

POINTS: 33 at Washington St.  
 FG MADE: 11 at Washington St.  
 FG ATT: 20 at Wash. St., CSUN  
 FG%: .800 (8-10) vs. UTEP  
 3FG MADE: 5 vs. La Tech, SUU  
 3FG ATT: 10 vs. CSUN  
 3FG%: .750 (3-4) at Wash. St.  
 FT MADE: 11 (twice)  
 FT ATT: 11 (twice)  
 FT %: 1.000 (11-11) (twice)  
 REB: 14 (twice)  
 ASSISTS: 6 (twice)  
 STEALS: 9 vs. Arizona (BYU record)  
 BLOCKS: 3 at UCSB, v. Creighton  
 MINUTES: 42 vs. Arizona

**JARED JENSEN / 6-9 • 250 • sophomore • forward/center**

**CAPSULE:** Jensen enters his sophomore season as a potential all-conference candidate ... He came to BYU as the most prized high school recruit from the state of Utah (25.8 ppg, 13.0 rpg) and proved why earning MWC Co-Freshman of the Year honors ... He is a talented offensive player in the low-post who can also score with his jumper ... He finished first in the Mountain West Conference with a team-leading 59.1 field goal percentage last year and was fourth on the team in scoring and rebounding at 8.6 points per game and 3.5 rebounds per contest ... He had season highs of 20 points and 10 rebounds while starting in 25 games.

2002-03: Jensen is fourth on the team in scoring (8.1) and third in rebounding (3.8), having started in all but two games ... He didn't start vs. St. Bonaventure due to its guard-oriented pressing defense, but scored a team-high 15 minutes with 6 rebounds, including many key plays in the final minutes ... He returned to the starting lineup vs. Rice and had 18 points in 18 minutes on 6-for-6 shooting (first Cougar in nearly two years to be perfect with at least six attempts - Jake Shoff later went 6-6 vs. Pepperdine) while grabbing 5 boards ... He scored seven straight points to give BYU a 13-point lead as part of an 18-1 first-half run that blew open the game vs. Rice ... He had his fourth straight double-digit scoring game at ASU and got BYU going early with 10 first-half points ... Since four straight double figure scoring games, he has only reached double-digits once in the last 10 games, including none of the last eight in which he has taken no more than four shots in a game ... His scoring production has been dipping because he has not gotten the same number of shots, due in large part to the emergence of center Rafael Araujo ... He had a season-high 7 boards vs. Idaho State ... He didn't start at Weber State in an effort to keep either Araujo or Jensen on the floor, but he played only 14 minutes and equaled a season-low 2 points ... Jensen is shooting 61.2 percent on the year ... He has shot 50 percent or better in 13 games ... After going 1-3 in the season-opener vs. Toledo, Jensen shot 50 percent or better in the next 12 games ... He is 21-29 (.724) in the Marriott Center this year ... He went 5-5 from the line vs. Utah State ... Both of his buckets and three of his four attempts vs. Oklahoma State were mid-range jumpers ... He averaged 10 points and 7 rebounds vs. UNLV last year.



52

**Jared Jensen – 2002-03 Game-by-Game**

Opponent	Date	GS	Min	TOTAL			3-PTS			REBOUNDS			Avg	PF	FO	A	TO	Blk	Stl	Pts	Avg				
				FG	FGA	Pct	3FG	3FGA	Pct	FT	FTA	Pct										Off	Def	Tot	
vs Toledo	11/22/02	*	8	1	3	.333	0	0	.000	0	0	0	1	1	1.0	5	1	0	1	0	0	2	2.0		
vs Kansas State	11/23/02	*	20	2	4	.500	0	0	.000	6	8	.750	0	5	5	3.0	4	0	0	0	1	0	10	6.0	
vs St. Bonaventure	11/25/02	*	21	4	7	.571	0	0	.000	7	8	.875	1	5	6	4.0	2	0	0	2	0	0	15	9.0	
RICE	11/30/02	*	18	6	6	1,000	0	0	.000	6	8	.750	1	4	5	4.3	1	0	0	1	0	1	18	11.3	
at Arizona State	12-04-02	*	28	6	9	.667	0	0	.000	0	0	.000	1	5	6	4.6	4	0	1	3	0	1	12	11.4	
at Creighton	12-07-02	*	29	3	5	.600	0	0	.000	3	3	1,000	1	2	3	4.3	1	0	0	0	1	0	9	11.0	
SAN DIEGO	12/11/02	*	29	5	8	.625	0	0	.000	1	2	.500	1	3	4	4.3	1	0	1	1	1	1	11	11.0	
UTAH STATE	12/14/02	*	22	1	2	.500	0	0	.000	5	5	1,000	1	2	3	4.1	4	0	1	1	0	0	7	10.5	
UC SANTA BARBARA	12/21/02	*	32	3	4	.750	0	0	.000	3	4	.750	2	3	5	4.2	3	0	0	1	2	0	9	10.3	
at Univ. of San Francisco	12/23/02	*	19	1	2	.500	0	0	.000	2	4	.500	2	0	2	4.0	5	1	0	2	0	0	4	9.7	
SOUTHERN UTAH UNIVERSITY	12/28/02	*	22	2	2	1,000	0	0	.000	4	4	1,000	0	2	2	3.8	3	0	1	1	0	1	8	9.5	
PEPPERDINE	01/02/03	*	25	2	3	.667	0	0	.000	0	0	.000	1	2	3	3.8	5	1	1	0	0	0	4	9.1	
vs Oklahoma State	01-04-03	*	23	2	4	.500	0	0	.000	2	2	1,000	0	2	2	3.6	3	0	0	1	0	0	6	8.8	
at Weber State	01-08-03	*	14	1	4	.250	0	0	.000	0	2	.000	1	2	3	3.6	3	0	0	2	0	0	2	8.4	
IDAHO STATE	1/11/03	*	31	2	4	.500	0	0	.000	1	2	.500	4	3	7	3.8	0	0	1	1	1	0	5	8.1	
Totals			13	341	41	67	.612	0	0	.000	40	52	.769	16	41	57	3.8	44	3	5	17	6	4	122	8.1

**CAREER HIGHS:**


POINTS: 20 at Air Force (2002)  
 FG MADE: 6 (5 times) last at ASU  
 FG ATT: 10 vs. USF, at AFA  
 FG%: 1.000 (6-6) vs. Rice  
 3FG MADE: --  
 3FG ATT: --  
 3FG%: --  
 FT MADE: 9 vs. SDSU  
 FT ATT: 12 vs. SDSU  
 FT %: 1.000 (8-8) vs. AF A, at CSU (2002)  
 REB: 10 vs. Creighton, CSUN (2002)  
 ASSISTS: 2 vs. Creighton (2002)  
 STEALS: 2 vs. (four times)  
 BLOCKS: 2 (four times)  
 MINUTES: 32 at UCSB (2001-02), vs. UCSB (2002-03)



**RAFAEL ARAUJO / 6-11 • 265 • junior • center**

**CAPSULE:** One of the top-10 junior college players in the country last year, he earned second-team NJCAA All-America honors in at Arizona Western , averaging 17.9 points and 10.7 rebounds ... He is a strong athlete with great leaping ability who is legitimate all-conference candidate in his first Division I season ... He runs the floor well and has range on the perimeter ... He was a Brazilian National Team member at the World Basketball Championships.

2002-03: After a slow start in his first game, BYU's big center has shown continual improvement ... In his second game he had nine points vs. Kansas State and then 10 boards vs. St. Bonaventure ... He had 11 boards, 9 points, 3 blocks and 3 assists at ASU and 12 rebounds at Creighton ... He was named MWCPlayer of the Week Dec. 30 after recorded his first Division I double-double with career highs of 24 points and 17 rebounds at USF, also equaling a career-best 3 steals, and then recorded game highs of 17 points and 7 rebounds on 8-11 shooting vs SUU ... He followed that up with two double-doubles the next week: 19 points (8-11 shooting) and 11 boards vs. Pepperdine and 11 points (4-5 shooting) and 14 rebounds vs. Oklahoma State ... He continued his strong play with a team-high 19 points and 9 rebounds at Weber State, making a career-best 7 FTs, and had a team-leading 17 points and 10 boards vs. Idaho State ... He has led BYU in scoring in five of the last six games while averaging 17.8 points, 11.3 rebounds and 2.0 steals over the last six games ... He has had double-digit rebounds in seven games and leads BYU with 8.9 rpg, tops among MWC players ... He has reached double-digit points in eight of the last nine games, including six straight ... After playing only three minutes in the first half vs. San Diego because of foul trouble, he logged 15 second-half minutes and scored all 11 of his points and grabbed four boards while holding USD's leading scorer, 6-10, 280-pound center Jason Keep, nearly 11 points below his average ... He is shooting 37-54 (.685) at home, including 24-34 (.706) in the last three home games.



**CAREER HIGHS:**

POINTS: 24 at San Francisco  
 FG MADE: 11 at San Francisco  
 FG ATT: 20 at San Francisco  
 FG%: .800 (4-5) vs. Kansas State, vs. Oklahoma State  
 3FG MADE: --  
 3FG ATT: 2 vs. Utah State  
 3FG%: .000 (0-1) at Creighton  
 FT MADE: 7 at Weber State  
 FT ATT: 10 at Weber State  
 FT %: 1.000 (4-4) vs. UCSB  
 REB: 17 at San Francisco  
 ASSISTS: 3 vs. Rice, at ASU  
 STEALS: 4 vs. Idaho State  
 BLOCKS: 3 at Arizona State  
 MINUTES: 31 vs. USU, OSU

**Rafael Araujo – 2002-03 Game-by-Game**

Opponent	Date	GS	Min	TOTAL			3-PTS			REBOUNDS			PF	FO	A	TO	Blk	Stl	Pts	Avg						
				FG	FGA	Pct	3FG	FGA	Pct	FT	FTA	Pct									Off	Def	Tot	Avg		
vs Toledo	11/22/02	*	10	0	5	.000	0	0	.000	1	2	.500	2	3	5	0	4	5.0	5	1	0	4	1	0	1	1.0
vs Kansas State	11/23/02	*	18	4	5	.800	0	0	.000	1	2	.500	0	4	4	4	5.0	5	1	0	3	0	1	9	5.0	
vs St. Bonaventure	11/25/02	*	18	3	5	.600	0	0	.000	1	1	1.000	3	7	10	6.3	4	0	1	0	2	0	7	5.7		
RICE	11/30/02	*	25	3	4	.750	0	0	.000	0	0	.000	1	7	8	6.8	4	0	3	3	0	3	6	5.8		
at Arizona State	12-04-02	*	27	2	6	.333	0	0	.000	5	6	.833	2	9	11	7.6	4	0	3	3	3	1	9	6.4		
at Creighton	12-07-02	*	28	2	4	.500	0	1	.000	2	2	1.000	3	9	12	8.3	4	0	1	5	1	1	6	6.3		
SAN DIEGO	12/11/02	*	18	5	7	.714	0	0	.000	1	2	.500	2	4	7.7	4	0	2	3	0	2	11	7.0			
UTAH STATE	12/14/02	*	31	4	7	.571	0	2	.000	2	2	1.000	1	6	7.6	4	0	2	2	1	0	10	7.4			
UC SANTA BARBARA	12/21/02	*	18	1	2	.500	0	0	.000	4	4	1.000	0	5	7.3	4	0	0	3	0	0	6	7.2			
at Univ. of San Francisco	12/23/02	*	28	11	20	.550	0	0	.000	2	7	.286	8	9	17	8.3	3	0	0	5	1	3	24	8.9		
SOUTHERN UTAH UNIVERSITY	12/28/02	*	24	8	11	.727	0	0	.000	1	3	.333	3	4	7	8.2	1	0	0	3	0	1	17	9.6		
PEPPERDINE	01/02/03	*	21	8	11	.727	0	0	.000	3	5	.600	4	7	11	8.4	4	0	0	2	0	1	19	10.4		
vs Oklahoma State	01-04-03	*	31	4	5	.800	0	0	.000	3	5	.600	3	11	14	8.8	4	0	2	5	0	1	11	10.5		
at Weber State	01-08-03	*	29	6	14	.429	0	0	.000	7	10	.700	6	3	9	8.9	4	0	1	2	1	2	19	11.1		
IDAHO STATE	1/11/03	*	30	8	12	.667	0	0	.000	1	2	.500	3	7	10	8.9	4	0	1	3	0	4	17	11.5		
Totals			15	356	69	118	.585	0	3	.000	34	53	.642	41	93	134	8.9	58	2	16	46	10	20	172	11.5	

**RICKY BOWER / 6-4 • 185 • junior • combo guard**

**CAPSULE:** Bower was slowed by preseason injuries that limited his practice time but should play a key role at the shooting guard position in 2002-03 ... He is a transfer from the University of Wisconsin who sat out last season as a redshirt because of NCAA transfer rules ... He is an excellent three-point shooter with good point guard skills ... He shot 44 percent from three-point range and 81 percent from the line at Wisconsin ... He has good leadership skills.

2002-03: Bower has played primarily at the shooting guard position, seeing the most extended point-guard minutes in the second half at Creighton ... He has been the primary reserve on the perimeter ... He is shooting 89.5 percent from the line ... He played a key role in his only start vs. St. Bonaventure, helping handle the Bonnies pressure defense ... He made 13 consecutive free throws over eight games before missing the second of four attempts vs. SUU ... He went 6-6 from the line late vs. Utah State to keep the Cougars on top ... He equaled season highs with five rebounds, four assists and two threes vs. SUU, scoring nine points in 22 minutes ... His trey with 1:49 left vs. SUU was BYU's 14th of the game, a new school record ... He hit a big shot in the corner at ASU during a BYU run ... He started in the second half at Creighton, where he scored 9 points and dished out a season-high 4 assists ... He took 8 shots at Creighton after having only taken 10 shots over the first five games ... He did not attempt a shot vs. San Diego ... He scored 8 points in 13 minutes vs. Utah State ... He scored 9 points with 4 assists vs. UCSB, starting the second half ... He was the sub of the game with 9 points and 2 assists in 15 minutes vs. Oklahoma State ... He totaled 10 points at Weber State, adding 4 boards ... He had a career-high 13 points in only 10 minutes vs. Idaho State, making a career-best 4 triples ... He is 11-22 from the floor, 7-17 on threes and 15-17 from the line in the Marriott Center.



**CAREER HIGHS:**

POINTS: 13 vs. Idaho State  
 FG MADE: 4 at Creighton, vs. Idaho State  
 FG ATT: 8 at Creighton  
 FG%: .667 (2-3) vs. Toledo  
 3FG MADE: 4 vs. Idaho State  
 3FG ATT: 7 vs. Idaho State  
 3FG%: 1.000 (2-2) v. Toledo  
 FT MADE: 7 vs. Kansas State  
 FT ATT: 8 vs. Kansas State  
 FT %: 1.000 (6-6) vs. Utah State  
 REB: 5 vs. St. Bonaventure, SUU  
 ASSISTS: 4 (three times) last v. SUU  
 STEALS: 2 (three times) last at USF  
 BLOCKS: 1 vs. UCSB, at Weber St  
 MINUTES: 31 vs. St. Bonaventure

**Ricky Bower – 2002-03 Game-by-Game**

Opponent	Date	GS	Min	TOTAL			3-PTS			REBOUNDS			PF	FO	A	TO	Blk	Stl	Pts	Avg					
				FG	FGA	Pct	3FG	FGA	Pct	FT	FTA	Pct									Off	Def	Tot	Avg	
vs Toledo	11/22/02		23	2	3	.667	2	2	1.000	4	4	1.000	1	2	3	3.0	2	0	1	2	0	10	10.0		
vs Kansas State	11/23/02		19	0	0	.000	0	0	.000	7	8	.875	0	4	4	3.5	1	0	2	2	0	1	7	8.5	
vs St. Bonaventure	11/25/02	*	31	1	2	.500	0	1	1.000	1	1	1.000	0	5	5	3.0	2	0	1	1	0	0	4	7.0	
RICE	11/30/02		17	1	3	.333	0	1	1.000	1	1	1.000	0	0	0	2.4	3	0	0	1	0	2	2	5.2	
at Arizona State	12-04-02		16	1	2	.500	0	1	1.000	0	0	.000	0	0	0	2.4	3	0	2	1	0	2	2	5.2	
at Creighton	12-07-02		29	4	8	.500	1	3	.333	0	0	.000	0	1	2.2	2	0	4	2	0	2	9	5.8		
SAN DIEGO	12/11/02		13	0	0	.000	0	0	.000	0	0	.000	0	0	0	1.9	3	0	0	0	0	0	0	5.0	
UTAH STATE	12/14/02		13	1	2	.500	0	1	.000	6	6	1.000	0	0	0	1.6	0	0	1	2	0	1	8	5.4	
UC SANTA BARBARA	12/21/02		26	3	5	.600	1	3	.333	2	2	1.000	0	1	1.6	0	0	4	1	1	1	9	5.8		
at Univ. of San Francisco	12/23/02		27	1	5	.200	0	2	.000	2	2	1.000	1	2	3	1.7	2	0	3	0	0	2	4	5.6	
SOUTHERN UTAH UNIVERSITY	12/28/02		22	2	4	.500	2	4	.500	3	4	.750	0	5	5	2.0	3	0	4	1	0	1	9	5.9	
PEPPERDINE	01/02/03		14	0	1	.000	0	1	.000	2	2	1.000	0	0	0	1.8	3	0	2	2	0	0	2	5.6	
vs Oklahoma State	01-04-03		15	2	7	.286	2	4	.500	3	3	1.000	1	0	1	1.8	2	0	2	0	0	1	9	5.8	
at Weber State	01-08-03		19	3	5	.600	2	3	.667	2	2	1.000	1	3	4	1.9	2	0	0	1	1	0	10	6.1	
IDAHO STATE	1/11/03		10	4	7	.571	4	7	.571	1	2	.500	0	1	1	1.9	0	0	0	2	0	1	13	6.6	
Totals			1	294	25	54	.463	15	33	.455	34	38	.895	4	24	28	1.9	27	0	26	18	2	12	99	6.6



**JAKE SHOFF / 6-9 • 265 • junior • forward/center**

**CAPSULE:** Shoff is a transfer from Weber State University (Ogden, Utah) who sat out last season as a redshirt because of NCAA transfer rules ... A strong physical player inside, he was third in the nation in average rebounds per minute played in 2000-01 at Weber State ... Despite not being allowed to play last year, he was able to contribute to the team's success as an effective post presence in practices and as a scout team player.

2002-03: Shoff did not practice or play for the better part of the practice season due to back problems ... He has played double-digit minutes in six of the last eight games, including his first start at Weber State ... He was the only Cougar to not play vs. Rice and also missed the season-opener vs. Toledo ... He saw his first action vs. Kansas State and was active, pulling down four rebounds in his 13 minutes ... He has played in 13 games, playing a season-high 17 minutes vs. Utah State and Oklahoma State ... He played two minutes at ASU but contributed with 2 rebounds, one on the offensive end, and had 1 point ... With Rafael Araujo in first-half foul trouble against San Diego, Shoff scoring 4 points with 1 rebound and 1 steal in 9 minutes while playing a key defensive role helping keep USD center Jason Keep, USD's leading scorer boasting a huge 6-10, 280-pound frame, nearly 11 points below his average ... While logging a season-high 17 minutes vs. Utah State he contributed 3 points, 3 rebounds, 2 assists and 1 steal ... He was one of BYU most effective player at San Francisco, scoring 9 points with 3 rebounds in 9 minutes while going 2-3 from the floor and a perfect 5-5 from the line ... He had his best game vs. Pepperdine, setting personal bests of 15 points on 6-for-6 shooting and 5 boards in just 12 minutes ... He is shooting team-best 61.9 percent.



**Jake Shoff – 2002-03 Game-by-Game**

Opponent	Date	GS	Min	TOTAL		3-PTS		FT		REBOUNDS			PF	FO	A	TO	Blk	Stl	Pts	Avg					
				FG	FGA	Pct	3FG	FGA	Pct	FT	FTA	Pct									Off	Def	Tot	Avg	
vs. Toledo	11/22/02		13	0	2	.000	0	0	.000	0	0	.000	2	2	4	4.0	1	0	0	0	0.0				
vs. Kansas State	11/23/02		2	1	2	.500	0	0	.000	0	0	.000	1	0	1	2.5	0	0	0	0	1.0				
vs. St. Bonaventure	11/25/02		2	1	2	.500	0	0	.000	0	0	.000	1	0	1	2.5	0	0	0	0	1.0				
RICE	11/30/02		2	0	0	.000	0	0	.000	0	0	.000	1	1	2	2.3	0	0	0	0	1.0				
at Arizona State	12-04-02		2	0	0	.000	0	0	.000	0	0	.000	1	0	0	1.8	0	0	0	0	0.8				
at Creighton	12-07-02		1	0	0	.000	0	0	.000	0	0	.000	1	0	0	1.8	0	0	0	0	0.8				
SAN DIEGO	12/11/02		9	2	3	.667	0	0	.000	0	0	.000	1	0	1	1.6	1	0	1	4	1.4				
UTAH STATE	12/14/02		17	1	3	.333	0	0	.000	1	2	.500	1	2	3	1.8	2	2	2	1	1.7				
UC SANTA BARBARA	12/21/02		7	0	0	.000	0	0	.000	0	1	1.7	3	0	0	1.7	3	0	1	0	1.4				
at Univ. of San Francisco	12/23/02		10	2	3	.667	0	0	.000	5	5	1.000	2	1	3	1.9	4	0	0	1	2.4				
SOUTHERN UTAH UNIVERSITY	12/28/02		11	1	1	1.000	0	0	.000	0	0	.000	0	3	3	2.0	2	0	0	0	2.3				
PEPPERDINE	01/02/03		12	6	6	1.000	0	0	.000	3	6	.500	2	3	5	2.3	0	1	0	0	3.6				
vs Oklahoma State	01-04-03		17	0	1	.000	0	0	.000	0	0	.000	0	2	2	2.3	1	0	1	2	1.0				
at Weber State	01-08-03	*	10	0	0	.000	0	0	.000	0	0	.000	1	1	2	2.3	1	0	2	0	3.0				
IDAHO STATE	1/11/03		6	0	0	.000	0	0	.000	0	0	.000	1	1	2	2.2	0	0	0	1	2.8				
Totals			1	117	13	21	.619	0	0	.000	10	15	.667	12	17	29	2.2	15	0	5	9	0	4	36	2.8

**CAREER HIGHS:**

POINTS: 15 vs. Pepperdine  
 FG MADE: 6 vs. Pepperdine  
 FG ATT: 6 vs. Pepperdine  
 FG%: 1.000 (6-6) vs. Pepperdine  
 3FG MADE: --  
 3FG ATT: --  
 3FG%: --  
 FT MADE: 5 at San Francisco  
 FT ATT: 6 vs. Pepperdine  
 FT %: 1.000 (5-5) at San Francisco  
 REB: 5 vs. Pepperdine  
 ASSISTS: 2 vs. Utah State  
 STEALS: 1 (four times) last vs. OSU  
 BLOCKS: --  
 MINUTES: 17 vs. Utah State, OSU

**DAN HOWARD / 7-0 • 225 • junior • center**

**CAPSULE:** Howard played a key role in the second half of the season in 2001-02 ... Last year he appeared in 21 games, including four starts, averaging 1.8 points and 2.2 rebounds in 9.5 minutes per game last year after playing in 14 games as a freshman in limited action ... The tallest player on the roster, he plays with energy and has been a valuable defensive and rebounding presence ... He has a nice touch for a big man, shooting 21-33 (.636) from the floor in his first two seasons, including 13-22 (.591) last year when he shared top field goal percentage honors with Jared Jensen ... Last year was his first real extended playing time since playing for Davis High School in 1996.

2002-03: Howard played a key role vs. Toledo in the season-opener, coming off the bench to give BYU a solid post effort with a career-high 11 points while starters Jared Jensen and Rafael Araujo were in foul trouble or ineffective ... Howard set or equaled career bests in six different categories vs. Toledo (points, field goals, field goals attempted, free throws, free throws attempted and assists) ... He had a career-best 3 blocks in the second game vs. Kansas State ... He has played double-digit minutes only once since the first two games of the year, when he went 2-4 vs. Rice, including a dunk, to score 4 points in 10 minutes ... He played two minutes at ASU with 2 rebounds, one on the offensive glass ... He scored 2 points with 3 rebounds in 9 minutes vs. SUU ... He had a follow-and-one three-point play at the end of the first half vs. Oklahoma State to bring BYU within five points at the break ... He has scored in five games (Toledo, Rice, SUU, OSU, ISU) this year and grabbed a rebound in seven contests (Toledo, Kansas State, Arizona State, SUU, Pepperdine, OSU, ISU) ... He has appeared in every game but at Weber State.



**Dan Howard – 2002-03 Game-by-Game**

Opponent	Date	GS	Min	TOTAL		3-PTS		FT		REBOUNDS			PF	FO	A	TO	Blk	Stl	Pts	Avg					
				FG	FGA	Pct	3FG	FGA	Pct	FT	FTA	Pct									Off	Def	Tot	Avg	
vs. Toledo	11/22/02		21	4	6	.667	0	0	.000	3	5	.600	0	2	2	2.0	3	0	0	2	11	11.0			
vs. Kansas State	11/23/02		17	0	3	.000	0	0	.000	0	0	.000	1	1	2	2.0	4	0	1	3	0	5.5			
vs. St. Bonaventure	11/25/02		1	0	0	.000	0	0	.000	0	0	.000	0	0	0	1.3	1	0	1	0	0	3.7			
RICE	11/30/02		10	2	4	.500	0	0	.000	0	0	.000	0	0	0	1.0	1	0	1	1	4	3.8			
at Arizona State	12-04-02		2	0	0	.000	0	0	.000	0	0	.000	1	1	2	1.2	1	0	0	0	0	3.0			
at Creighton	12-07-02		6	0	1	.000	0	0	.000	0	0	.000	0	0	0	1.0	1	0	1	0	0	2.5			
SAN DIEGO	12/11/02		9	0	0	.000	0	0	.000	0	0	.000	0	0	0	0.9	1	0	0	0	0	2.1			
UTAH STATE	12/14/02		5	0	1	.000	0	0	.000	0	0	.000	0	0	0	0.8	1	0	0	0	0	1.9			
UC SANTA BARBARA	12/21/02		6	0	0	.000	0	0	.000	0	0	.000	0	0	0	0.7	0	0	0	0	0	1.7			
at Univ. of San Francisco	12/23/02		7	0	0	.000	0	0	.000	0	0	.000	0	0	0	0.6	1	0	0	0	0	1.5			
SOUTHERN UTAH UNIVERSITY	12/28/02		9	1	2	.500	0	0	.000	1	4	.250	0	2	2	0.7	1	0	0	0	0	3	1.6		
PEPPERDINE	01/02/03		2	0	0	.000	0	0	.000	0	0	.000	1	0	1	0.8	0	0	1	0	0	1.5			
vs Oklahoma State	01-04-03		6	1	1	1.000	0	0	.000	1	1	1.000	1	0	1	0.8	2	0	0	0	0	3	1.6		
at Weber State	01-08-03		10	0	0	.000	0	0	.000	0	0	.000	0	0	0	0.0	0	0	0	0	0	3.0			
IDAHO STATE	1/11/03		3	1	1	1.000	0	0	.000	0	0	.000	1	1	2	0.9	1	0	1	0	0	2	1.6		
Totals			0	104	9	19	.474	0	0	.000	5	10	.500	5	7	12	0.9	18	0	2	7	5	1	23	1.6

**CAREER HIGHS:**

POINTS: 11 vs. Toledo  
 FG: 4 vs. Toledo  
 FGA: 6 vs. Toledo  
 FG%: 1.000 (3-3) v. UCR (99-00),  
 at SDSU  
 3FG MADE: --  
 3FG ATT: --  
 3FG%: ---  
 FT MADE: 3 vs. Toledo  
 FT ATT: 5 vs. Toledo  
 FT %: 1.000 (2-2) (three times)  
 REB: 7 at SDSU (2002)  
 ASSISTS: 1 at CSU (2002), vs.  
 Kansas State  
 STEALS: 1 (five times)  
 BLOCKS: 3 vs. Kansas State  
 MINUTES: 22 at CSU, v.UCI (2002)



**JOHN ALLEN / 6-7 • 215 • sophomore • forward**

**CAPSULE:** Returns from two-year mission in El Salvador ... He is a good shooter who can play on the perimeter and has a nice feel inside ... He played in 18 games as a freshman at BYU in 1999-2000, averaging 1.9 points and 1.2 rebounds ... He gained more playing time as the season progressed ... He made 65 threes as team MVP at Mayde Creek High School in Houston.

2002-03: Played a career-high 23 minutes in BYU's season-opening win over Toledo ... He has played more or equaled his previous high of 14 minutes (vs. Notre Dame in 2000 NITquarterfinals) in four games this year ... He scored in each of the first five games, including a season-high 8 points at ASU, before going scoreless on 0-1 shooting at Creighton ... He has scored in the last five games despite some limited minutes ... He is 7-11 on threes and has hit timely treys for BYU this year ... He hit a big three after coming in once Travis Hansen was ejected with BYU trailing vs. Kansas State ... He hit his and BYU's only three at ASU, going 3-4 from the floor ... He went 1-5 on the night but hit a three at the end of the first half vs. San Diego that gave BYU momentum, bringing the Cougars to within two points at the break ... He tied a season-high 8 points and had a career-best 2 assists vs. SUU in 12 minutes ... He also set career highs in free throws made and attempted going 5-5 vs. SUU ... He went 4-4 from the line at Weber State ... He is a perfect 16-16 on free throws this year.



**John Allen – 2002-03 Game-by-Game**

Opponent	Date	GS	Min	TOTAL		3-PTS		Pct	FT	FTA	Pct	REBOUNDS			Avg	PF	FO	A	TO	Blk	Stl	Pts	Avg	
				FG	FGA	3FG	FGA					Off	Def	Tot										
vs Toledo	11/22/02	23	2	4	500	1	2	.500	0	0	.000	0	1	1	1.0	4	0	1	0	0	0	5	5.0	
vs Kansas State	11/23/02	7	2	2	1,000	1	1	1,000	0	0	.000	0	1	1	1.0	3	0	0	0	0	0	5	5.0	
vs St. Bonaventure	11/25/02	14	1	3	333	1	1	1,000	2	2	1,000	1	3	4	20	2	0	0	0	0	0	5	5.0	
RICE	11/30/02	17	0	2	000	0	1	.000	2	2	1,000	1	2	3	2.3	4	0	1	2	0	0	2	4.3	
at Arizona State	12-04-02	19	3	4	750	1	1	1,000	1	1	1,000	0	3	3	2.4	2	0	1	0	0	0	8	5.0	
at Creighton	12-07-02	8	0	1	000	0	0	.000	0	0	.000	0	1	1	2.2	2	0	0	1	0	0	0	4.2	
SAN DIEGO	12/11/02	6	1	5	200	1	2	.500	0	0	.000	1	1	2	2.1	0	0	0	0	0	0	3	4.0	
UTAH STATE	12/14/02	2	0	0	000	0	0	.000	0	0	.000	0	0	0	1.9	3	0	0	0	0	0	0	3.5	
UC SANTA BARBARA	12/21/02	9	2	2	1,000	0	0	.000	0	0	.000	0	1	1	1.8	1	0	1	0	0	0	4	3.6	
at Univ. of San Francisco	12/23/02	10	0	1	000	0	0	.000	0	0	.000	0	0	0	1.6	0	0	0	1	0	1	0	3.2	
SOUTHERN UTAH UNIVERSITY	12/28/02	12	1	2	500	1	1	1,000	5	5	1,000	0	1	1	1.5	4	0	2	1	0	0	8	3.6	
PEPPERDINE	01/02/03	9	2	3	667	0	1	.000	0	0	.000	0	2	2	1.6	1	0	1	1	0	1	4	3.7	
vs Oklahoma State	01-04-03	3	1	1	1,000	0	0	.000	0	0	.000	0	0	0	1.5	2	0	0	1	0	0	2	3.5	
at Weber State	01-08-03	7	0	1	000	0	0	.000	4	4	1,000	1	2	3	1.6	3	0	1	0	0	0	4	3.6	
IDAHO STATE	1/11/03	5	1	1	1,000	1	1	1,000	2	2	1,000	1	0	1	1.5	1	0	1	0	0	0	5	3.7	
Totals		0	151	16	32	500	7	11	.636	16	16	1,000	5	18	23	1.5	32	0	9	7	0	2	55	3.7

**CAREER HIGHS:**  
 POINTS: 10 at Notre Dame (3-22-00)  
 FG MADE: 4 at Notre Dame (3-22-00)  
 FG ATT: 5 at Notre Dame (3-22-00); vs. San Diego (12-11-02)  
 FG%: .800 (4-5) at Notre Dame (3-22-00)  
 3FG MADE: 2 at Notre Dame (3-22-00)  
 3FG ATT: 3 at Notre Dame (3-22-00)  
 3FG%: .667 (2-3) at Notre Dame (3-22-00)  
 FT MADE: 5 vs. SUU  
 FT ATT: 5 vs. SUU  
 FT %: 1.000 (5-5) vs. SUU  
 REB: 4 vs. St. Bonaventure  
 ASSISTS: 2 vs. SUU  
 STEALS: 1 at Fla. Intl. (12-23-99), at USF vs. Pepperdine  
 BLOCKS: 1 vs. So. Illinois (3-20-00)  
 MINUTES: 23 vs. Toledo

**BART JEPSEN / 6-9 • 235 • junior • forward**

**CAPSULE:** Jepsen was a key reserve who was one of seven players to appear in all 30 games last year ... The redshirt junior has valuable experience and excellent athletic ability ... He is a solid rebounder and defender who runs the floor extremely well for a big man ... He averaged 0.9 points and 1.4 rebounds in 7.8 minutes per game last year and 1.2 points and 2.1 rebounds in 11.9 minutes as a freshman in Steve Cleveland's first season in 1997-98 while playing in 27 of 30 games, including nine starts.

2002-03: Jepsen has played in 11 games this year ... He grabbed three rebounds in back-to-back games vs. SUU and Pepperdine despite playing no more than seven minutes in either game ... He scored 5 points and had 3 rebounds and 1 steal in 7 minutes vs. SUU after not seeing action in the two prior games ... He missed his first game since his freshman season vs. St. Bonaventure due to the Bonnies guard-oriented pressing defense the entire game ... He had played in 32 straight games since not playing vs. Tulsa as a freshman in the 1998 WAC Tournament in Las Vegas ... He played a season-high 12 minutes vs. Rice, going a career-best 3-3 and tying his career high with 7 points ... He made the second three-pointer of his career and his first since his freshmen season in 1997-98 when he connected on his only attempt vs. Rice ... He took only one three-pointer last year and is 1-2 this year after a miss vs. San Diego ... He is 2-12 on threes for his career ... Against Creighton he came in and hit a jumper when Jared Jensen was forced out of the game momentarily to have an injury attended to ... He went to the line for the first time this year vs. SUU, going 1-2.



**Bart Jepsen – 2002-03 Game-by-Game**

Opponent	Date	GS	Min	TOTAL		3-PTS		Pct	FT	FTA	Pct	REBOUNDS			Avg	PF	FO	A	TO	Blk	Stl	Pts	Avg	
				FG	FGA	3FG	FGA					Off	Def	Tot										
vs Toledo	11/22/02	4	0	1	000	0	0	.000	0	0	.000	0	0	0	0.0	0	0	0	0	0	0	0	0.0	
vs Kansas State	11/23/02	3	0	0	000	0	0	.000	0	0	.000	0	0	0	0.0	1	0	0	1	0	0	0	0.0	
vs St. Bonaventure	11/25/02	Did not play - Coaches decision																						
RICE	11/30/02	12	3	3	1,000	1	1	1,000	0	0	.000	1	1	2	0.7	1	0	0	1	0	1	7	2.3	
at Arizona State	12-04-02	2	0	0	000	0	0	.000	0	0	.000	0	0	0	0.5	0	0	0	0	0	0	0	1.8	
at Creighton	12-07-02	3	1	3	333	0	0	.000	0	0	.000	0	1	1	0.6	0	0	0	0	0	0	2	1.8	
SAN DIEGO	12/11/02	8	0	1	000	0	1	.000	0	0	.000	1	0	1	0.7	1	0	0	1	0	0	0	1.5	
UTAH STATE	12/14/02	1	0	0	000	0	0	.000	0	0	.000	0	0	0	0.6	1	0	0	0	0	0	0	1.3	
UC SANTA BARBARA	12/21/02	Did not play - Coaches decision																						
at Univ. of San Francisco	12/23/02	Did not play - Coaches decision																						
SOUTHERN UTAH UNIVERSITY	12/28/02	7	2	4	500	0	0	.000	1	2	.500	1	2	3	0.9	2	0	0	0	0	1	5	1.8	
PEPPERDINE	01/02/03	6	0	1	000	0	0	.000	0	0	.000	0	3	3	1.1	0	0	0	0	0	0	0	1.6	
vs Oklahoma State	01-04-03	2	0	0	000	0	0	.000	0	0	.000	0	0	0	1.0	0	0	0	0	0	0	0	1.4	
at Weber State	01-08-03	Did not play - Coaches decision																						
IDAHO STATE	1/11/03	2	0	0	000	0	0	.000	0	0	.000	0	1	1	1.0	0	0	0	0	1	0	0	1.3	
Totals		0	50	6	13	.462	1	2	.500	1	2	.500	3	8	11	1.0	6	0	0	3	1	2	14	1.3


**CAREER HIGHS:**  
 POINTS: 7 at UNLV (98), v. SDSU (2002), vs. Rice  
 FG MADE: 3 at UNLV (98), v. SDSU (02), v. Rice  
 FG ATT: 8 at UNLV  
 FG%: 1.000 (3-3) vs. Rice  
 3FG MADE: 1 at UNLV, vs. Rice  
 3FG ATT: 4 at UNLV (98)  
 3FG%: 1.000 (1-1) vs. Rice  
 FT MADE: 4 vs. Air Force (98)  
 FT ATT: 4 vs. Air Force (98)  
 FT %: 1.000 (4-4) v. Air Force(98)  
 REB: 9 vs. Washington  
 ASSISTS: 2 (twice)  
 STEALS: 2 (twice)  
 BLOCKS: 3 vs. UTEP (98)  
 MINUTES: 35 at Tulsa (98)



**TERRY NASHIF / 5-10 • 165 • sophomore • point guard**

**CAPSULE:** Nashif appeared in 21 of 30 games last year as a freshman, averaging 2.9 minutes at the point as a reserve behind senior starter Matt Montague ... A smart player and good distributor of the ball, he has a nice shot from three-point range and is perhaps BYU's best ballhandler ... He averaged 0.5 points, 0.4 rebounds and 0.5 assists per game last year while playing one minute or less in nine of his 21 appearances ... He served a mission for the Church of Jesus Christ of Latter-day Saints after his senior year in 1999 at Evergreen High School in Vancouver, Wash.

2002-03: Terry Nashif got his first college start last Saturday vs. Idaho State, playing a career-high 27 minutes, hitting a trey and dishing out three assists with three rebounds ... He played more minutes in each of the first four games this year than he did in any game last season when he played a season high of 10 minutes twice ... He played 23 minutes vs. St. Bonaventure and had a key steal and bucket to help BYU claim the Paradise Jam title ... He also had a steal for a layup on the other end against Rice ... He had a career night vs. Rice, setting personal bests with 10 points, five rebounds and five assists and two steals in 19 minutes ... He sparked the Cougars vs. UCSB and SUU ... He played 17 minutes vs. UCSB, scoring 9 points on a career-best 3-4 shooting while adding 3 assists and 2 rebounds ... He had 6 points and tied career highs with 2 steals and 5 assists on some crowd-pleasing passes in 17 minutes vs. SUU ... He has scored in all eight games he has logging at least 10 minutes but has only scored in one game (2 free throws vs. Oklahoma State in six minutes) in which he has put in less than 10 minutes on the floor ... He has 24 assists to only eight turnovers this year.



**Terry Nashif – 2002-03 Game-by-Game**

Opponent	Date	GS	Min	TOTAL		3-PTS		Pct	FT	FTA	Pct	REBOUNDS			Avg	PF	FO	A	TO	Blk	Stl	Pts	Avg	
				FG	FGA	FG	FGA					Off	Def	Tot										
vs Toledo	11/22/02	11	1	2	.500	1	1	1.000	0	0	.000	1	2	3	3.0	0	0	1	0	0	2	3	3.0	
vs Kansas State	11/23/02	12	1	2	.500	1	2	.500	0	0	.000	0	0	0	1.5	0	0	0	0	0	0	3	3.0	
vs St. Bonaventure	11/25/02	23	1	4	.250	0	1	.000	0	0	.000	0	1	1	1.3	4	0	2	1	0	2	2	2.7	
RICE	11/30/02	19	2	4	.500	0	1	.000	6	6	1.000	0	5	5	2.3	1	0	5	1	0	2	10	4.5	
at Arizona State	12-04-02	9	0	2	.000	0	0	.000	0	0	.000	0	2	2	2.2	1	0	2	1	0	1	0	3.6	
at Creighton	12-07-02	9	0	2	.000	0	2	.000	0	0	.000	0	2	2	2.2	3	0	0	1	0	0	0	3.0	
SAN DIEGO	12/11/02	9	0	1	.000	0	0	.000	0	0	.000	1	0	1	2.0	0	0	1	1	0	0	0	2.6	
UTAH STATE	12/14/02	3	0	1	.000	0	1	.000	0	0	.000	0	1	1	1.9	0	0	0	0	0	0	0	2.3	
UC SANTA BARBARA	12/21/02	17	3	4	.750	1	2	.500	2	3	.667	0	2	2	1.9	1	0	3	1	0	1	9	3.0	
at Univ. of San Francisco	12/23/02	5	0	0	.000	0	0	.000	0	0	.000	0	1	1	1.8	2	0	0	0	0	0	0	2.7	
SOUTHERN UTAH UNIVERSITY	12/28/02	17	2	4	.500	1	2	.500	1	2	.500	0	0	0	1.6	1	0	5	0	1	2	6	3.0	
PEPPERDINE	01/02/03	7	0	1	.000	0	0	.000	0	0	.000	0	1	1	1.6	2	0	3	0	0	0	0	2.8	
vs Oklahoma State	01-04-03	6	0	1	.000	0	0	.000	2	2	1.000	0	0	0	1.5	1	0	1	0	0	1	2	2.7	
at Weber State	01-08-03	19	1	2	.500	0	1	.000	1	2	.500	0	0	0	1.4	1	0	0	0	0	1	3	2.7	
IDAHO STATE	1/11/03	* 27	1	1	1.000	1	1	1.000	0	0	.000	0	3	3	1.5	1	0	3	1	0	0	3	2.7	
Totals		1	193	12	31	.387	5	14	.357	12	15	.800	2	20	22	1.5	18	0	24	8	1	12	41	2.7

**CAREER HIGHS:**  
 POINTS: 10 vs. Rice  
 FG MADE: 3 vs. UCSB  
 FG ATT: 4 (four times) last v. SUU  
 FG%: .750 (3-4) vs. UCSB  
 3FG MADE: 1 (five times) last v. Idaho State  
 3FG ATT: 2 (four times) last v. SUU  
 3FG%: 1.000 (1-1) vs. Toledo, ISU  
 FT MADE: 6 vs. Rice  
 FT ATT: 6 vs. CSUN (2002), Rice  
 FT %: 1.000 (6-6) vs. Rice  
 REB: 5 vs. Rice  
 ASSISTS: 5 vs. Rice, SUU  
 STEALS: 2 (four times) last vs. SUU  
 BLOCKS: 1 vs. SUU  
 MINUTES: 27 vs. Idaho State

**LUIZ LEMES / 6-3 • 180 • junior • combo guard**

**CAPSULE:** A combo guard and outstanding outside shooter, Lemes enters his junior year at BYU in 2002-03 with three years to play two after transferring from Eastern Oklahoma State College in Wilburton, Okla. ... He earned first-team NJCAA All-Region 2 honors last season at EOSC ... He led the Mountaineers to back-to-back Region 2 Tournament runner-up finishes with records of 23-8 and 25-7 ... Played point guard as a freshman before being moved to the wing because of his great shooting ability ... He made 66 threes last season from the wing.

2002-03: Lemes has appeared in all but two games (at San Francisco, and vs. ISU - injury) in mostly limited action ... He received the most playing time vs. SUU and Pepperdine ... He played 18 minutes with 3 points vs. Southern Utah after not appearing at USF ... He played the point for the first time this season vs. Pepperdine and logged a season-high 21 minutes, starting the second half after hitting two threes during a 16-7 BYU run to end the half ... His only other extended action was against Rice ... He hadn't taken a shot in BYU's first three games before playing 20 minutes in the home-opening win over Rice, scoring his first points as a Cougar with 7 points on 3-4 shooting ... He sparked BYU's decisive first-half run vs. Rice when he stole a Rice pass and went the length of the court for a lay-up for his first bucket ... On the next offensive possession, he connected on his first three-point attempt of the year giving the Cougars a 23-17 lead ... At Creighton, he had one assist and hit his only attempt, a trey, to start a 12-3 Cougar run that included four three-pointers, three by Mark Bigelow, to help BYU regain the lead at 31-30 in the first half ... He is 5-11 on threes this year.



**Luiz Lemes – 2002-03 Game-by-Game**

Opponent	Date	GS	Min	TOTAL		3-PTS		Pct	FT	FTA	Pct	REBOUNDS			Avg	PF	FO	A	TO	Blk	Stl	Pts	Avg	
				FG	FGA	FG	FGA					Off	Def	Tot										
vs Toledo	11/22/02	6	0	0	.000	0	0	.000	0	0	.000	0	1	1	1.0	0	0	0	0	0	0	0	0.0	
vs Kansas State	11/23/02	3	0	0	.000	0	0	.000	0	0	.000	0	1	1	1.0	0	0	1	0	0	0	0	0.0	
vs St. Bonaventure	11/25/02	2	0	0	.000	0	0	.000	0	0	.000	0	0	0	0.7	1	0	0	1	0	0	0	0.0	
RICE	11/30/02	20	3	4	.750	1	2	.500	0	2	.000	0	2	2	1.0	0	0	2	1	0	1	7	1.8	
at Arizona State	12-04-02	4	0	0	.000	0	0	.000	0	0	.000	0	0	0	0.8	0	0	0	0	0	0	0	1.4	
at Creighton	12-07-02	7	1	1	1.000	1	1	1.000	0	0	.000	0	1	1	0.8	0	0	1	1	0	0	3	1.7	
SAN DIEGO	12/11/02	7	0	2	.000	0	0	.000	0	0	.000	0	0	0	0.7	0	0	1	0	0	1	0	1.4	
UTAH STATE	12/14/02	5	0	0	.000	0	0	.000	0	0	.000	0	1	1	0.8	1	0	0	0	0	0	0	1.3	
UC SANTA BARBARA	12/21/02	3	0	1	.000	0	0	.000	0	0	.000	0	1	1	0.8	0	0	0	0	0	0	0	1.1	
at Univ. of San Francisco	12/23/02	Did not play - Coaches decision																						
SOUTHERN UTAH UNIVERSITY	12/28/02	18	1	4	.250	1	3	.333	0	0	.000	0	1	1	0.8	0	0	1	1	0	0	3	1.3	
PEPPERDINE	01/02/03	21	2	4	.500	2	3	.667	0	0	.000	1	1	2	0.9	2	0	1	1	1	0	6	1.7	
vs Oklahoma State	01-04-03	7	0	1	.000	0	1	.000	0	0	.000	0	1	1	0.9	0	0	0	0	0	0	0	1.6	
at Weber State	01-08-03	4	0	1	.000	0	1	.000	0	0	.000	0	0	0	0.8	1	0	0	0	0	0	0	1.5	
IDAHO STATE	1/11/03	Did not play - shoulder stinger																						
Totals		0	107	7	18	.389	5	11	.455	0	2	.000	1	10	11	0.8	5	0	7	5	1	2	19	1.5

**CAREER HIGHS:**  
 POINTS: 7 vs. Rice  
 FG MADE: 3 vs. Rice  
 FG ATT: 4 vs. Rice, SUU, Pepperdine  
 FG%: .750 vs. Rice  
 3FG MADE: 2 vs. Pepperdine  
 3FG ATT: 3 vs. SUU, Pepperdine  
 3FG%: .667 (2-3) vs. Pepperdine  
 FT MADE: --  
 FT ATT: 2 vs. Rice  
 FT %: .000 (0-2) vs. Rice  
 REB: 2 vs. Rice, Pepperdine  
 ASSISTS: 2 vs. Rice  
 STEALS: 1 vs. Rice  
 BLOCKS: 1 vs. Pepperdine  
 MINUTES: 21 vs. Pepperdine



**MARC ROBERTS / 6-3 • 205 • sophomore • guard**

**CAPSULE:** Returns from a two-year mission in Argentina ... He considered a redshirt while getting back in playing condition after his missionary service and preseason knee surgery ... He is an athletic player who has has one of the best vertical leaps on the team ... He excited fans as a freshman with his slashing dunks ... He is a good defender on the perimeter ... He played in 21 games as a freshman with one start, while playing a limited 4.3 minutes per game ... He was Utah 4A Player of the Year out of Provo's Timpview High School.

2002-03: He had his knee scoped in October and sat out the first 13 games as a potential redshirt player ... He played his first game of the year at Weber State Wednesday, equaling his career-high 6 points and setting a new personal-best 3 rebounds in 10 minutes vs. the Wildcats ... He also equaled a career-best of 2 field goals and 2-2 field goal percentage ... He had a tied a career-best 2 assists and played a career-high 14 minutes vs. Idaho State, surpassing the 11 minutes he played at UNLV in 2000.



Opponent	Date	GS	Min	TOTAL		3-PTS		Pct	FT	FTA	REBOUNDS			Avg	PF	FO	A	TO	Blk	Stl	Pts	Avg	
				FG	FGA	Pct	3FG				FGA	Pct	Off										Def
vs Toledo	11/22/02																						
vs Kansas State	11/23/02																						
vs St. Bonaventure	11/25/02																						
RICE	11/30/02																						
at Arizona State	12-04-02																						
at Creighton	12-07-02																						
SAN DIEGO	12/11/02																						
UTAH STATE	12/14/02																						
UC SANTA BARBARA	12/21/02																						
at Univ. of San Francisco	12/23/02																						
SOUTHERN UTAH UNIVERSITY	12/28/02																						
PEPPERDINE	01/02/03																						
vs Oklahoma State	01-04-03																						
at Weber State	01-08-03		10	2	2	1.000	0	0	.000	2	2	1.000	1	2	3	3.0	5	1	0	2	0	6	6.0
IDAHO STATE	1/11/03		14	0	3	.000	0	2	.000	3	4	.750	0	0	0	1.5	3	0	2	4	0	3	4.5
Totals		0	24	2	5	.400	0	2	.000	5	6	.833	1	2	3	1.5	8	1	2	6	0	9	4.5

**CAREERHIGHS:**

POINTS: 6 at CSU (2-24-00), at Weber St.  
 FG MADE: 2 (three) last at Weber State  
 FG ATT: 3 vs. UNLV (3-11-00), vs ISU  
 FG%: 1.000 (2-2) three times, last at Weber  
 3FG MADE: --  
 3FG ATT: 2 vs. Idaho State  
 3FG%: --  
 FT MADE: 3 vs. Bowling Green (3-15-00), vs. Idaho State  
 FT ATT: 4 (three times) last vs. Idaho State  
 FT %: .750 (3-4) vs. B. Green (3-15-00), vs. Idaho State  
 REB: 3 at Weber State  
 ASSISTS: 2 at Wyoming (2-26-00), vs. ISU  
 STEALS: 1 (three times) last vs. ISU  
 BLOCKS: 1 vs. South Carolina St (12-18-99)  
 MINUTES: 14 vs. Idaho State

**Redshirting Players**

**AUSTIN AINGE / 6-1 • 175 • freshman • point guard**

**CAPSULE:** Ainge returned from a two-year mission for the Church of Jesus Christ of Latter-day Saints in August .... A smart player and good leader, he is an outstanding three-point shooter with a crafty Jeff Hornacek-like runner in the lane ... He is a point guard who has a total understanding of the game and the unique ability to distribute the ball to teammates when they are ready to score ... He is the son of former BYU and NBA great and former Phoenix Suns coach Danny Ainge ... He prepped at Highland High Schol in Gilbert, Ariz., prior to serving his mission.

2002-03: Ainge will redshirt this year ... He broke his thumb the day before the team departed for the Paradise Jam and had surgery in Phoenix ... He started being able to practice again last week.



**JERMAINE ODJEGBA / 6-5 • 190 • freshman • guard**

**CAPSULE:** Jermaine Odjegba is a true freshman who prepped at Palm Beach Gardens High School in 2001-02 ... A 6-foot-5 shooting guard, he averaged 18 points, 8 rebounds and 5 assists while earning first-team all-conference and honorable mention all-state honors.

2002-03: Odjegba will redshirt this year.





Steve Cleveland is in his sixth year at the helm of the Cougars. During his tenure at BYU, Cleveland has proven to be a first-rate recruiter, an excellent coach and player developer, and above all, a winner.

Last year Cleveland guiding BYU to its third postseason tournament appearance in the last three years, advancing to the second round of the NIT before losing at eventual champion Memphis. In 2001, Cleveland guided BYU to its first NCAA tournament bid since 1995, its first conference regular season title since 1993 and its first conference tournament championship since 1992. While rebuilding a program that finished 1-25 before his arrival, he has posted records of 9-21, 12-16, 22-11, 24-9 and 18-12. Last year's team earned a victory over No. 13 Stanford and advanced to the NIT despite having lost four starters, six of its top seven players and 75 percent of its point production from the year before.

The 1999-2000 and 2000-2001 seasons both rank among of the school's best years ever in terms of wins. In fact, since BYU's first season in 1903, only five BYU teams have ever recorded more wins than the 24-9 team in 2000-01 and only seven have improved upon the 22-11 record in 1999-2000.

Cleveland has brought the magic of the Marriott Center back in Provo. The Cougars enter the 2002-03 season with the nation's longest home victory streak at 36 games, including back-to-back unbeaten seasons of 15-0 and 16-0. Cleveland's teams have traditionally been prepared to play their best at the end of the season. Last year BYU earned its third straight postseason tournament bid, winning in the first round of the NIT before losing at eventual NIT champion Memphis. In 2000-01, BYU won five straight games on the road to secure a share of the MWC regular season title and earn the automatic NCAA bid by claiming the MWC Tournament in Las Vegas. The Cougars won six of their last eight games the prior season, including two MWC tournament wins and two NIT victories. In Cleveland's

first year, BYU completed a rare sweep of New Mexico and UTEP on the road to earn a WAC tournament berth. The road sweep of New Mexico and UTEP was the first for BYU since 1990-91 and the 83-62 upset of No.15-ranked New Mexico in the Pit ended the Lobos' 41-

game home winning streak. In Cleveland's second season the Cougars had a blowout win over UTEP before a 90-74 conference tournament upset victory over TCU to achieve BYU's first conference tournament win since 1994.

Cleveland's teams have advanced to the finals of the MWC tournament in two of the three seasons the event has been played, winning the title in 2001.

As a recruiter, Cleveland has made a similar impact on BYU's program. Cleveland's recruits have proven they are not only committed to Cleveland's vision but also are the kind of players to help make that vision a reality in Provo. Cleveland and his staff have been able to attract top talent from Utah and beyond.

Cleveland has a string of top conference newcomers. Six players have earned conference newcomer honors in Cleveland's five years as the Cougar coach, including four who have been singled out as either the conference newcomer or freshman of the year.

- Jared Jensen (2001-2002 MWC Co-Freshman of the Year)
- Trent Whiting (2000-2001 MWC Newcomer Team, 2nd Team All-MWC)
- Terrell Lyday (1999-2000 MWC Newcomer of the Year, All-Tournament Team)
- Mark Bigelow (1998-99 WAC Freshman of the Year, Newcomer Team, 2nd Team All-WAC)
- Mekeli Wesley (1997-98 WAC Newcomer Team)
- Ron Selleaze (1997-98 WAC Newcomer of the Year, Newcomer Team, 2nd Team All-WAC)


In October 2001, Cleveland signed a multi-year contract extension with BYU. Before taking the helm with the Cougars on March 11, 1997, Cleveland compiled a 157-77 record at Fresno City College in Fresno, Calif. Cleveland was named coach of the year two times while at FCC and led the Rams to post-season playoffs in each of his seven seasons in Fresno. Cleveland coached 10 years at Fresno's Clovis West High School, compiling a 180-70 record.

**PLAYING CAREER**

Cleveland played college basketball at UC Irvine and was the Anteaters' MVP and leading scorer his senior season in 1975-76. Prior to attending UC Irvine, Cleveland was Fresno City College's Most Outstanding Player in 1973-74. Cleveland received a B.A. degree in social science from UC Irvine in 1976, and received a Master's in education administration from Fresno Pacific in 1979.

**PERSONAL**

Cleveland, 50, was born in the Los Angeles area and spent most of his life in Fresno, Calif. He served a full-time mission for the Church of Jesus Christ of Latter-day Saints to England from 1971-73. Cleveland was the first head basketball or football coach at BYU to have served a church mission. Cleveland and his wife Kip have three children: sons Casey (24) and Skyler (21) and daughter Katie (12).



**CLEVELAND'S BYU LEDGER**

**BRIGHAM YOUNG UNIVERSITY**

Year	W	L	Pct.	Conf.	Conf. Tourney	NCAA/NIT
2002-2003	11	4	.733	-	-	-
2001-2002	18	12	.600	7-7 (T-4th MWC)	0-1	1-1 NIT
2000-2001	24	9	.727	10-4 (T-1st)	3-0	0-1 NCAA
1999-2000	22	11	.667	7-7 (sixth MWC)	2-1	2-1 NIT
1998-1999	12	16	.429	6-8 (fifth WAC)	1-1	
1997-1998	9	21	.300	4-10 (sixth WAC)	0-1	
<b>Totals</b>	<b>96</b>	<b>73</b>	<b>.568</b>	<b>34-36 (.486)</b>	<b>6-4 (.600)</b>	<b>3-3 (.500)</b>



**BYU vs. Toledo @ Paradise Jam – Game #1**

11/22/02 8:55 p.m.AST at St. Thomas, U.S. Virgin Islands

VISITORS: Toledo 0-1

#	Player	tot-fg		3-pt		rebounds			pf	tp	a	to	blk	min			
		fg	fga	fg	fga	ft	fta	of							de	tot	
04	KIRSH, Milo	f	2	8	0	0	4	8	3	2	8	0	1	3	25		
04	HANSEN, Ricardo	f	0	3	0	0	0	4	1	3	4	2	3	3	22		
12	MOORE, Nick	g	4	9	2	5	0	0	2	2	5	10	1	3	27		
24	VILLEGAS, Sammy	g	5	10	3	8	0	0	1	1	2	13	1	3	25		
34	TRIPLETT, Keith	g	4	11	0	2	5	6	2	3	5	13	0	3	35		
13	WEST, J.T.	g	0	0	0	0	0	0	2	2	0	0	1	0	11		
15	PINSON, Allen	g	0	3	0	1	0	1	0	1	0	0	0	0	13		
23	SHELTON, Chauncey	g	0	0	0	0	2	2	1	1	0	2	0	0	5		
31	CLEMENT, Jim	g	0	0	2	0	0	1	1	2	2	0	0	0	15		
32	CURRIE, Anton	g	1	2	0	1	0	3	3	2	0	3	1	0	12		
35	MILSON, Kareem	g	0	0	0	0	0	0	0	0	1	0	0	0	8		
43	SHELLBARGER, A.J.	g	2	3	0	1	2	0	1	1	3	5	0	1	12		
	TEAM																
	Totals.....		18	52	5	19	15	23	11	18	29	23	56	7	17	6	200

TOTALFG%	1st Half: 11-25 44.0%	2nd Half: 7-27 25.9%	Game: 34.6%	DEADBALL
3-Pt. FCG%	1st Half: 5-11 45.5%	2nd Half: 0-8 0.0%	Game: 26.3%	REBOUNDS
F Throw %	1st Half: 2-5 40.0%	2nd Half: 13-18 72.2%	Game: 65.2%	3.3

HOME TEAM: BYU 1-0

#	Player	tot-fg		3-pt		rebounds			pf	tp	a	to	blk	min			
		fg	fga	fg	fga	ft	fta	of							de	tot	
03	BIGELOW, Mark	f	2	6	1	1	7	10	5	5	2	12	3	0	33		
52	JENSEN, Jared	f	1	3	0	0	0	0	1	1	5	2	0	1	8		
55	ARAUJO, Rafael	c	0	5	0	0	1	2	3	5	1	0	4	1	10		
02	HANSEN, Travis	g	7	12	2	3	6	4	4	8	3	22	5	2	32		
24	WOODBERRY, Keving	g	2	7	1	4	0	0	1	2	3	1	5	1	29		
04	LEMES, Luiz	g	0	0	0	0	0	0	1	1	0	0	0	0	6		
10	NASHIF, Terry	g	1	2	1	0	1	2	3	0	3	1	0	0	21		
14	BOWER, Ricky	g	2	3	2	4	4	2	3	2	10	2	0	0	23		
15	ALLEN, John	g	2	4	1	2	0	0	1	4	5	1	0	0	23		
32	JEPSEN, Bart	g	0	1	0	0	0	0	0	0	0	0	0	0	4		
40	HOWARD, Dan	g	4	6	0	0	3	5	2	2	3	11	0	2	21		
	TEAM																
	Totals.....		21	49	8	13	21	27	10	25	35	71	12	17	1	6	200

TOTALFG%	1st Half: 11-26 42.3%	2nd Half: 10-23 43.5%	Game: 42.9%	DEADBALL
3-Pt. FCG%	1st Half: 4-7 57.1%	2nd Half: 4-6 66.7%	Game: 61.5%	REBOUNDS
F Throw %	1st Half: 10-12 83.3%	2nd Half: 11-15 73.3%	Game: 77.8%	3.3

Officials: (R) Karl Hess, (U) Tony Greene, Pat Adams

Technical fouls: Toledo-None. BYU-None.

Attendance: 2153

Score by Periods

BYU	36	35	71
Toledo	29	27	56

2002 Paradise Jam Basketball Tournament. Presented by Basketball Travelers.

Points in the paint-TOL22,BYU20. Points off turnovers-TOL10,BY17.

2nd chance points-TOL7,BY13. Fast break points-TOL6,BY2.

Bench points-TOL9,BY29. Score tied-1 time. Lead changes-5 times.

**BYU vs. Kansas St. @ Paradise Jam – Game #2**

11/23/02 6:15 p.m.AST at St. Thomas, U.S. Virgin Islands

VISITORS: BYU 2-0

#	Player	tot-fg		3-pt		rebounds			pf	tp	a	to	blk	min		
		fg	fga	fg	fga	ft	fta	of							de	tot
02	HANSEN, Travis	f	11	22	5	8	1	2	2	19	2	1	0	28		
52	JENSEN, Jared	f	2	4	0	0	6	8	5	4	10	0	0	10		
55	ARAUJO, Rafael	c	4	5	0	0	1	2	4	4	5	9	0	3	18	
03	BIGELOW, Mark	g	6	12	3	5	4	0	3	3	18	4	2	1	35	
24	WOODBERRY, Keving	g	0	3	0	3	2	4	0	0	0	3	2	3	25	
04	LEMES, Luiz	g	0	0	0	0	0	0	1	1	0	0	0	0	3	
05	SHOFF, Jake	g	0	2	0	0	0	0	2	2	4	1	0	0	13	
10	NASHIF, Terry	g	1	2	1	2	0	0	0	0	0	3	0	0	12	
15	BOWER, Ricky	g	0	0	0	7	8	0	4	1	7	2	0	1	19	
15	ALLEN, John	g	2	2	1	1	0	0	1	1	3	5	0	0	7	
32	JEPSEN, Bart	g	0	0	0	0	0	0	0	1	0	1	0	0	3	
40	HOWARD, Dan	g	0	3	0	0	0	0	1	2	4	0	1	3	17	
	TEAM															
	Totals.....		21	44	7	13	24	34	7	25	32	26	73	13	5	200

TOTALFG%	1st Half: 9-25 36.0%	2nd Half: 12-19 63.2%	Game: 47.7%	DEADBALL
3-Pt. FCG%	1st Half: 4-7 57.1%	2nd Half: 3-6 50.0%	Game: 53.8%	REBOUNDS
F Throw %	1st Half: 9-14 64.3%	2nd Half: 15-20 75.0%	Game: 70.6%	4.2

HOME TEAM: Kansas State 0-1

#	Player	tot-fg		3-pt		rebounds			pf	tp	a	to	blk	min			
		fg	fga	fg	fga	ft	fta	of							de	tot	
32	DeFUSO, Gilson	f	1	1	1	0	0	0	2	2	3	3	0	0	20		
34	SIEBRANDT, Matt	f	0	3	0	0	0	2	2	3	0	2	2	0	26		
44	PASCO, Pervis	f	1	9	0	0	3	6	1	2	3	5	4	2	28		
22	RICHARDS, Frank	g	5	9	0	1	3	4	0	2	2	13	1	2	30		
30	HART, Jarrett	g	2	5	0	1	2	5	0	1	5	6	4	1	31		
01	THOMAS, Schyler	g	0	0	0	0	0	0	0	0	0	0	0	0	2		
03	BUCHANAN, Quentin	g	0	0	1	0	0	0	0	0	0	0	0	0	0-4		
11	ELLIS, Tim	g	0	10	1	3	4	1	2	3	5	14	1	0	22		
23	HAYDEN, Marques	g	7	0	0	8	10	3	5	8	2	2	0	0	22		
40	CANBY, Travis	g	0	0	0	0	0	0	0	0	0	0	0	0	4		
42	SPURLOCK, Janerio	g	1	8	1	4	0	0	1	2	3	0	3	0	1	13	
	TEAM																
	Totals.....		21	52	3	8	19	31	8	21	29	23	64	9	10	6	200

TOTALFG%	1st Half: 12-21 57.1%	2nd Half: 9-31 29.0%	Game: 40.4%	DEADBALL
3-Pt. FCG%	1st Half: 3-4 75.0%	2nd Half: 0-4 0.0%	Game: 37.5%	REBOUNDS
F Throw %	1st Half: 9-13 69.2%	2nd Half: 10-15 66.7%	Game: 61.3%	8.1

Officials: (R) Mike Wood (U) Manny Upton, Keith Maxwell

Technical fouls: BYU-HANSEN, Travis. Kansas State-None.

Attendance: 13323

Score by Periods

BYU	31	42	73
Kansas State	36	28	64

2002 Paradise Jam Basketball Tournament. Presented by Basketball Travelers

BYU-#2 Travis Hansen ejected at 8:48 in the second half.

Points in the paint-BYU16,KANSST 30. Points off turnovers-BYU9,KANSST 15.

2nd chance points-BYU3,KANSST 9. Fast break points-BYU9,KANSST 9.

Bench points-BYU15,KANSST 37. Score tied-7 times. Lead changes-4 times.

**BYU vs. St. Bonaventure @ Paradise Jam – Game #3**

11/25/02 8:15 p.m.AST at St. Thomas, U.S. Virgin Islands

VISITORS: St. Bonaventure 2-1

#	Player	tot-fg		3-pt		rebounds			pf	tp	a	to	blk	min			
		fg	fga	fg	fga	ft	fta	of							de	tot	
03	GANSEY, Mike	f	3	8	1	3	3	2	4	6	1	10	3	1	29		
10	CHEEK, Robert	f	1	3	0	0	2	2	4	6	2	4	0	3	24		
30	TERRILL, Jamil	c	0	3	0	0	2	2	3	6	3	2	0	2	16		
04	GREEN, Marques	g	5	15	2	6	7	9	0	1	1	3	19	2	31		
20	PRATO, Patricio	g	2	8	1	2	0	0	1	2	5	0	1	0	2		
01	SMITH, Ahmad	f	7	0	2	0	0	0	2	2	4	0	2	1	19		
05	SHEPHERD, Joe	g	3	8	2	4	1	3	1	2	2	9	1	0	22		
11	DUMBLIAUSKAS, S.	g	2	5	0	0	0	0	1	2	2	4	0	0	14		
24	METHOT-LOTTIN, P.	g	0	5	0	0	0	0	1	0	1	2	0	0	2		
55	BROWN, Calvin	f	2	0	0	0	0	0	3	2	4	4	2	0	0		
	TEAM																
	Totals.....		18	64	6	17	15	22	16	20	36	24	57	7	11	2	200

TOTALFG%	1st Half: 10-33 30.3%	2nd Half: 8-31 25.8%	Game: 28.1%	DEADBALL
3-Pt. FCG%				

Individual Game Box Scores

2002-03 BYU Men's Basketball

BYU vs. Univ. of San Diego - Game #7

12/11/02 07:00 at Brigham Young University
VISITORS: San Diego 4-3
Player stats for SMITH, Travis, MORRIS, Roy, BELSER, Corey, BLAIR, Jason, KEEP, Jason, STOCKALPER, Derek, DELZELL, Matt, MCGRAIN, Mike, LEWIS, Nick.
Totals: 14 42 4 18 17 23 11 21 32 22 49 7 24 3 5 200
TOTALFG% 1st Half: 9-23 39.1% 2nd Half: 5-19 26.3% Game: 33.3% DEADBALL
3-Pt. FG% 1st Half: 3-9 33.3% 2nd Half: 1-9 11.1% Game: 22.2% REBOUNDS
F Throw % 1st Half: 7-10 70.0% 2nd Half: 7-12 58.3% Game: 73.9% 2

HOME TEAM: BRIGHAM YOUNG Cougars 6-1
Player stats for HANSEN, Travis, WOODBERRY, Kevin, BIGELOW, Mark, JENSEN, Jared, ARAUJO, Rafael, LEMES, Luiz, SHOFF, Jake, NASHIF, Terry, BOWER, Ricky, ALLEN, John, JEPSEN, Bart, HOWARD, Dan.
Totals: 25 55 3 12 11 20 14 21 35 17 64 13 14 4 11 200
TOTALFG% 1st Half: 10-27 37.0% 2nd Half: 15-28 53.6% Game: 45.5% DEADBALL
3-Pt. FG% 1st Half: 2-5 40.0% 2nd Half: 1-7 14.3% Game: 25.0% REBOUNDS
F Throw % 1st Half: 4-8 50.0% 2nd Half: 7-12 58.3% Game: 55.0% 4

Officials: Duane Allen, Roosevelt Brown, Mill Stowe
Technical fouls: San Diego-None. BRIGHAM YOUNG Cougars-HANSEN, Travis.
Attendance: 11608
Score by Periods: 1st 2nd Total
San Diego 28 21 49
BRIGHAM YOUNG Cougars 26 38 64
Points in the paint-USD 8.BY24. Points off turnovers-USD 9.BY28. 2nd chance points-USD 6.BY14. Fast break points-USD 0.BY0. Bench points-USD 16.BY7. Score tied 7 times. Lead changes-9 times.

BYU vs. Utah State - Game #8

12/14/02 7:00 PM at Brigham Young University
VISITORS: Utah State University 5-2
Player stats for PENIGAR, Desmond, JOHNSON, Toriano, PUZEY, Mike, BUTLER, Carl, BROWN, Mark, ROSS, Ronnie, HARRIS, Nate, BROWN, Calvin, NELSON, Spencer, EVANS, Chad.
Totals: 21 51 0 5 14 20 13 19 32 24 56 12 14 2 4 200
TOTALFG% 1st Half: 13-26 50.0% 2nd Half: 8-23 32.0% Game: 41.2% DEADBALL
3-Pt. FG% 1st Half: 0-1 0.0% 2nd Half: 0-4 0.0% Game: 0.0% REBOUNDS
F Throw % 1st Half: 9-13 69.2% 2nd Half: 5-7 71.4% Game: 70.0% 2

HOME TEAM: BRIGHAM YOUNG Cougars 7-1
Player stats for BIGELOW, Mark, JENSEN, Jared, ARAUJO, Rafael, HANSEN, Travis, LEMES, Luiz, SHOFF, Jake, NASHIF, Terry, BOWER, Ricky, ALLEN, John, JEPSEN, Bart, HOWARD, Dan.
Totals: 19 42 7 19 21 29 7 21 28 19 66 13 11 3 3 200
TOTALFG% 1st Half: 10-23 43.5% 2nd Half: 9-19 47.4% Game: 45.2% DEADBALL
3-Pt. FG% 1st Half: 4-12 33.3% 2nd Half: 3-7 42.9% Game: 36.8% REBOUNDS
F Throw % 1st Half: 7-10 70.0% 2nd Half: 14-19 73.7% Game: 72.4% 5

Officials: Tim Gabutero, Mike Giarrato, Bobby McRoy
Technical fouls: Utah State University-None. BRIGHAM YOUNG Cougars-None.
Attendance: 14734
Score by Periods: 1st 2nd Total
Utah State University 35 21 56
BRIGHAM YOUNG Cougars 31 35 66
Points in the paint-USU 20.BY12. Points off turnovers-USU 16.BY19. 2nd chance points-USU 18.BY6. Bench points-USU 21.BY 11. Score tied 7 times. Lead changes-9 times.

BYU vs. UC Santa Barbara - Game #9

12/21/02 5:06 PM at Brigham Young University
VISITORS: UC Santa Barbara 3-5
Player stats for HULL, Mark, FULLOVE, Brand, WHITEHEAD, B., JONES, Nick, ATAKO, Jacoby, BROWN, Cecil, DAVIS, Josh, OLIVER, Chrismen, COOK, Casey, WARD, B.J., RAINEY, Scott.
Totals: 19 52 6 23 12 17 11 20 31 24 56 8 17 0 4 200
TOTALFG% 1st Half: 8-27 29.6% 2nd Half: 11-25 44.0% Game: 36.5% DEADBALL
3-Pt. FG% 1st Half: 4-13 30.8% 2nd Half: 2-10 20.0% Game: 26.1% REBOUNDS
F Throw % 1st Half: 6-9 66.7% 2nd Half: 6-8 75.0% Game: 70.6% 2

HOME TEAM: BRIGHAM YOUNG Cougars 8-1
Player stats for BIGELOW, Mark, JENSEN, Jared, ARAUJO, Rafael, HANSEN, Travis, WOODBERRY, Kevin, LEMES, Luiz, SHOFF, Jake, NASHIF, Terry, BOWER, Ricky, ALLEN, John, HOWARD, Dan.
Totals: 20 42 6 20 23 27 4 25 29 21 69 14 13 5 3 200
TOTALFG% 1st Half: 9-22 40.9% 2nd Half: 11-20 55.0% Game: 47.6% DEADBALL
3-Pt. FG% 1st Half: 4-12 33.3% 2nd Half: 2-8 25.0% Game: 30.0% REBOUNDS
F Throw % 1st Half: 6-6 100% 2nd Half: 17-21 81.0% Game: 85.2% 2

Officials: Lonnie Dixon, Shawn Lehigh, Verne Harris
Technical fouls: UC Santa Barbara-None. BRIGHAM YOUNG Cougars-None.
Attendance: 12259
Score by Periods: 1st 2nd Total
UC Santa Barbara 26 30 56
BRIGHAM YOUNG Cougars 28 41 69
Points in the paint-USCB 12.BY14. Points off turnovers-USCB 10.BY19. 2nd chance points-USCB 9.BY1. Fast break points-USCB 4.BY7. Bench points-USCB 12.BY22. Score tied 4 times. Lead changes-11 times.

BYU @ San Francisco - Game #10

12/23/02 7:00 PM at San Francisco, CA
VISITORS: Brigham Young 8-2
Player stats for HANSEN, Travis, JENSEN, Jared, ARAUJO, Rafael, BIGELOW, Mark, WOODBERRY, Kevin, SHOFF, Jake, NASHIF, Terry, BOWER, Ricky, ALLEN, John, HOWARD, Dan.
Totals: 23 63 3 17 23 35 17 23 40 28 72 10 12 1 10 200
TOTALFG% 1st Half: 9-30 30.0% 2nd Half: 14-33 42.4% Game: 36.5% DEADBALL
3-Pt. FG% 1st Half: 6-6 0.0% 2nd Half: 3-11 27.3% Game: 17.6% REBOUNDS
F Throw % 1st Half: 9-16 56.3% 2nd Half: 14-19 73.7% Game: 65.7% 5

HOME TEAM: Univ. of San Francisco 3-6
Player stats for TUCKER, Darrell, BROUSSARD, Alvin, BAYLESS, James, GAINES, Jason, STALLWORTH, S., QUINN, Brandon, CHAMBERS, Michael, COX, John, HARRIS, Jovan, CISSE, Mamadou.
Totals: 29 57 5 17 21 27 9 29 38 27 84 14 18 4 4 200
TOTALFG% 1st Half: 17-28 60.7% 2nd Half: 12-29 41.4% Game: 50.9% DEADBALL
3-Pt. FG% 1st Half: 4-10 40.0% 2nd Half: 1-14 7.1% Game: 29.4% REBOUNDS
F Throw % 1st Half: 8-11 72.7% 2nd Half: 13-16 81.3% Game: 77.8% 3

Officials: Charles Range, Michael Eggers, Chris Rastatter
Technical fouls: Brigham Young-HANSEN, Travis. Univ. of San Francisco-None.
Attendance: 3979
Score by Periods: 1st 2nd Total
Brigham Young 27 45 72
Univ. of San Francisco 46 38 84
Points in the paint-BY32,USF 32. Points off turnovers-BY14,USF 14. 2nd chance points-BY13,USF 12. Bench points-BY13,USF 16. Score tied 1 time. Lead changes-2 times.

BYU vs. Southern Utah - Game #11

12/28/02 7:00 PM at Brigham Young University
VISITORS: Southern Utah University 5-5
Player stats for HENRY, Kevin, JACKSON, Donnie, PALMER, David, JONES, Rand, COLLINS, Jay, OLSOVSKY, Lubor, MULFORD, Jordan, WILLIAMS, AJ, BALL, James, WARREN, Robbie, MILES, Aaron.
Totals: 19 44 1 7 21 30 9 21 30 23 60 6 17 0 6 200
TOTALFG% 1st Half: 10-22 45.5% 2nd Half: 9-22 40.9% Game: 43.2% DEADBALL
3-Pt. FG% 1st Half: 1-2 50.0% 2nd Half: 0-5 0.0% Game: 14.3% REBOUNDS
F Throw % 1st Half: 4-7 57.1% 2nd Half: 17-23 73.9% Game: 70.0% 0

HOME TEAM: BRIGHAM YOUNG Cougars 9-2
Player stats for BIGELOW, Mark, JENSEN, Jared, ARAUJO, Rafael, HANSEN, Travis, WOODBERRY, Kevin, LEMES, Luiz, SHOFF, Jake, NASHIF, Terry, BOWER, Ricky, ALLEN, John, JEPSEN, Bart, HOWARD, Dan.
Totals: 29 50 14 24 21 29 8 25 33 22 93 25 10 1 7 200
TOTALFG% 1st Half: 14-24 58.3% 2nd Half: 15-26 57.7% Game: 58.0% DEADBALL
3-Pt. FG% 1st Half: 5-11 45.5% 2nd Half: 9-13 69.2% Game: 58.3% REBOUNDS
F Throw % 1st Half: 4-6 66.7% 2nd Half: 17-23 73.9% Game: 72.4% 0

Officials: Ronnie Hernandez, Larry Spaulding, Jim Stupin
Technical fouls: Southern Utah University-None. BRIGHAM YOUNG Cougars-None.
Attendance: 12924
Score by Periods: 1st 2nd Total
Southern Utah University 25 35 60
BRIGHAM YOUNG Cougars 37 56 93
Points in the paint-SUU 14.BY30. Points off turnovers-SUU 4.BY23. 2nd chance points-SUU 12.BY9. Fast break points-SUU 4.BY5. Bench points-SUU 31.BY36. Score tied 0 times. Lead changes-1 time.

BYU vs. Pepperdine - Game #12

01/02/03 7:05 PM at Brigham Young University
VISITORS: Pepperdine 8-5
Player stats for ACKER, Alex, JOHNSON, Terrance, MIGINNS, Jimmy, BRAZZLE, Bomer, PATTEN, David, GRUBB, Derick, TURNER, Robert, WESTPHAL, Mike, JOHNSON, Dustin.
Totals: 20 58 7 21 21 29 13 23 36 26 68 11 13 0 7 200
TOTALFG% 1st Half: 11-31 35.5% 2nd Half: 9-27 33.3% Game: 34.5% DEADBALL
3-Pt. FG% 1st Half: 2-9 22.2% 2nd Half: 5-12 41.7% Game: 33.3% REBOUNDS
F Throw % 1st Half: 6-6 66.7% 2nd Half: 15-20 75.0% Game: 72.4% 2

HOME TEAM: BRIGHAM YOUNG Cougars 10-2
Player stats for HANSEN, Travis, BIGELOW, Mark, WOODBERRY, Kevin, JENSEN, Jared, ARAUJO, Rafael, LEMES, Luiz, SHOFF, Jake, NASHIF, Terry, BOWER, Ricky, ALLEN, John, JEPSEN, Bart, HOWARD, Dan.
Totals: 32 59 3 15 17 26 9 31 40 25 84 21 13 3 6 200
TOTALFG% 1st Half: 17-30 56.7% 2nd Half: 15-29 51.7% Game: 54.2% DEADBALL
3-Pt. FG% 1st Half: 2-10 20.0% 2nd Half: 1-5 20.0% Game: 20.0% REBOUNDS
F Throw % 1st Half: 1-5 20.0% 2nd Half: 16-21 76.2% Game: 65.4% 4

Officials: Eddie Jackson, Bobby McRoy, Tom O'Neill
Technical fouls: Pepperdine-PATTEN, David. BRIGHAM YOUNG Cougars-None.
Attendance: 12582
Score by Periods: 1st 2nd Total
Pepperdine 30 38 68
BRIGHAM YOUNG Cougars 37 47 84
Points in the paint-PEP12,BY50. Points off turnovers-PEP8,BY22. 2nd chance points-PEP15,BY12. Fast break points-PEP0,BY8. Bench points-PEP19,BY27. Score tied 7 times. Lead changes-9 times.



BYU vs. Oklahoma St. @ All-College Classic - Game #13

01-04-03 5:30 p.m. at Oklahoma City, Okla.

VISITORS: Brigham Young 10-3

Table with columns: # Player, tot-fg, 3-pt, fg, fga, fg, fga, ft, fla, of, de, tot, pf, tp, a, to, blk, s, min. Lists player stats for both teams.

Summary statistics table including TOTALFG%, 3-Pt. FG%, F Throw % for both teams and game totals.

HOME TEAM: Oklahoma State 10-1

Table with columns: # Player, tot-fg, 3-pt, fg, fga, fg, fga, ft, fla, of, de, tot, pf, tp, a, to, blk, s, min. Lists player stats for both teams.

Summary statistics table including TOTALFG%, 3-Pt. FG%, F Throw % for both teams and game totals.

Officials: Scott Thornley, Mark Whitehead, Eddie Jackson

Technical fouls: Brigham Young-None, Oklahoma State-Two.

Attendance: 1804

Score by Periods 1st 2nd Total

Brigham Young 30 35 65

Oklahoma State 35 43 78

First game of 2002 Touchstone Energy All-College Classic at the Ford Center in downtown Oklahoma City. No. 10 Oklahoma defeated No. 14 Michigan State, 60-58, in game two. Game one was televised on ESPN2 and game two on ESPN.

Points in the paint-BY12,OKST 20. Points off turnovers-BY10,OKST 25.

2nd chance points-BY13,OKST 13. Fast break points-BY0,OKST 0.

Bench points-BY16,OKST 6. Score tied-3 times. Lead changes-2 times.

BYU @ Weber State - Game #14

01-08-03 7:05pm at Dee Events Center - Ogden, Utah

VISITORS: Brigham Young University 10-4

Table with columns: # Player, tot-fg, 3-pt, fg, fga, fg, fga, ft, fla, of, de, tot, pf, tp, a, to, blk, s, min. Lists player stats for both teams.

Summary statistics table including TOTALFG%, 3-Pt. FG%, F Throw % for both teams and game totals.

HOME TEAM: Weber State 10-3

Table with columns: # Player, tot-fg, 3-pt, fg, fga, fg, fga, ft, fla, of, de, tot, pf, tp, a, to, blk, s, min. Lists player stats for both teams.

Summary statistics table including TOTALFG%, 3-Pt. FG%, F Throw % for both teams and game totals.

Officials: Michael Irving, Chris Rastatter, Byrne Haskins

Technical fouls: Brigham Young University-None, Weber State-None.

Attendance: 10820

Score by Periods 1st 2nd Total

Brigham Young University 20 49 69

Weber State 35 40 75

Points in the paint-BY20,WEBERST 32. Points off turnovers-BY12,WEBERST 21.

2nd chance points-BY12,WEBERST 9. Fast break points-BY4,WEBERST 10.

Bench points-BY25,WEBERST 10. Score tied-1 time. Lead changes-2 times.

BYU vs. Idaho State - Game #15

1/11/03 7:05 p.m. at Provo, UT

VISITORS: Idaho State

Table with columns: # Player, tot-fg, 3-pt, fg, fga, fg, fga, ft, fla, of, de, tot, pf, tp, a, to, blk, s, min. Lists player stats for both teams.

Summary statistics table including TOTALFG%, 3-Pt. FG%, F Throw % for both teams and game totals.

HOME TEAM: BRIGHAM YOUNG Cougars

Table with columns: # Player, tot-fg, 3-pt, fg, fga, fg, fga, ft, fla, of, de, tot, pf, tp, a, to, blk, s, min. Lists player stats for both teams.

Summary statistics table including TOTALFG%, 3-Pt. FG%, F Throw % for both teams and game totals.

Officials: Greg Burks, Tim Giabuterio, Ron Zetcher

Technical fouls: Idaho State-None, BRIGHAM YOUNG Cougars-None.

Attendance: 16078

Score by Periods 1st 2nd Total

Idaho State 23 35 58

BRIGHAM YOUNG Cougars 34 43 77

Points in the paint-IDAHOST 18,BY32. Points off turnovers-IDAHOST 17,BY15.

2nd chance points-IDAHOST 2,BY20. Fast break points-IDAHOST 2,BY8.

Bench points-IDAHOST 27,BY27. Score tied-2 times. Lead changes-2 times.



**2002-03 BYU MEN'S BASKETBALL**  
**BYU Cougars Combined Team Statistics (as of Jan 11, 2003)**  
**All games**

<b>RECORD:</b>	<b>OVERALL</b>	<b>HOME</b>	<b>AWAY</b>	<b>NEUTRAL</b>
<b>ALL GAMES</b> .....	<b>(11-4)</b>	<b>(7-0)</b>	<b>(1-3)</b>	<b>(3-1)</b>
<b>CONFERENCE</b> .....	<b>(0-0)</b>	<b>(0-0)</b>	<b>(0-0)</b>	<b>(0-0)</b>
<b>NON-CONFERENCE</b> .....	<b>(11-4)</b>	<b>(7-0)</b>	<b>(1-3)</b>	<b>(3-1)</b>

##	Player	GP-GS	Min--Avg	---TOTAL---		---3-PTS---		FT-FTA	Pct	---REBOUNDS---				PF	FO	A	TO	Blk	Stl	Pts	Avg
				FG-FGA	Pct	3FG-FGA	Pct			Off	Def	Tot	Avg								
02	HANSEN, Travis.....	15-15	447 29.8	71-155	.458	15-44	.341	72-94	.766	25	43	68	4.5	45	4	41	46	8	10	229	15.3
03	BIGELOW, Mark.....	15-15	449 29.9	58-132	.439	27-60	.450	39-52	.750	9	44	53	3.5	33	0	33	31	8	10	182	12.1
55	ARAUJO, Rafael.....	15-15	356 23.7	69-118	.585	0-3	.000	34-53	.642	41	93	134	8.9	58	2	16	46	10	20	172	11.5
52	JENSEN, Jared.....	15-13	341 22.7	41-67	.612	0-0	.000	40-52	.769	16	41	57	3.8	44	3	5	17	6	4	122	8.1
14	BOWER, Ricky.....	15-1	294 19.6	25-54	.463	15-33	.455	34-38	.895	4	24	28	1.9	27	0	26	18	2	12	99	6.6
24	WOODBERRY, Kevin....	15-14	367 24.5	28-84	.333	16-57	.281	19-37	.514	3	25	28	1.9	26	0	36	29	5	21	91	6.1
12	ROBERTS, Marc.....	2-0	24 12.0	2-5	.400	0-2	.000	5-6	.833	1	2	3	1.5	8	1	2	6	0	1	9	4.5
15	ALLEN, John.....	15-0	151 10.1	16-32	.500	7-11	.636	16-16	1.000	5	18	23	1.5	32	0	9	7	0	2	55	3.7
05	SHOFF, Jake.....	13-1	117 9.0	13-21	.619	0-0	.000	10-15	.667	12	17	29	2.2	15	0	5	9	0	4	36	2.8
10	NASHIF, Terry.....	15-1	193 12.9	12-31	.387	5-14	.357	12-15	.800	2	20	22	1.5	18	0	24	8	1	12	41	2.7
40	HOWARD, Dan.....	14-0	104 7.4	9-19	.474	0-0	.000	5-10	.500	5	7	12	0.9	18	0	2	7	5	1	23	1.6
04	LEMES, Luiz.....	13-0	107 8.2	7-18	.389	5-11	.455	0-2	.000	1	10	11	0.8	5	0	7	5	1	2	19	1.5
32	JEPSEN, Bart.....	11-0	50 4.5	6-13	.462	1-2	.500	1-2	.500	3	8	11	1.0	6	0	0	3	1	2	14	1.3
TEAM.....											25	31	56	3.7	1		2				
Total.....		15	3000	357-749	.477	91-237	.384	287-392	.732	152	383	535	35.7	336	10	206	234	47	101	1092	72.8
Opponents.....		15	3000	322-806	.400	61-229	.266	246-357	.689	170	305	475	31.7	336	-	155	227	33	93	951	63.4

TEAM STATISTICS	BY	OPP	DATE	OPPONENT	W/L	SCORE	ATTEND
SCORING.....	1092	951	11/22/02	vs Toledo	W	71-56	2153
Points per game.....	72.8	63.4	11/23/02	vs Kansas State	W	73-64	2473
Scoring margin.....	+9.4	-	11/25/02	vs St. Bonaventure	W	66-57	2473
FIELD GOALS-ATT.....	357-749	322-806	11/30/02	RICE	W	95-56	13323
Field goal pct.....	.477	.400	12-04-02	at Arizona State	W	64-60	7105
3 POINT FG-ATT.....	91-237	61-229	12-07-02	at Creighton	L	64-74	8529
3-point FG pct.....	.384	.266	12/11/02	SAN DIEGO	W	64-49	11608
3-pt FG made per game..	6.1	4.1	12/14/02	UTAH STATE UNIVERSITY	W	66-56	14734
FREE THROWS-ATT.....	287-392	246-357	12/21/02	UC SANTA BARBARA	W	69-56	12259
Free throw pct.....	.732	.689	12/23/02	at Univ. of San Francisco	L	72-84	3979
REBOUNDS.....	535	475	12/28/02	SOUTHERN UTAH UNIVERSITY	W	93-60	12924
Rebounds per game.....	35.7	31.7	01/02/03	PEPPERDINE	W	84-68	12562
Rebounding margin.....	+4.0	-	01-04-03	vs Oklahoma State	L	65-78	18034
ASSISTS.....	206	155	01-08-03	at Weber State	L	69-75	10820
Assists per game.....	13.7	10.3	1/11/03	ISU	W	77-58	16078
TURNOVERS.....	234	227					
Turnovers per game.....	15.6	15.1					
Turnover margin.....	-0.5	-					
Assist/turnover ratio..	0.9	0.7					
STEALS.....	101	93					
Steals per game.....	6.7	6.2					
BLOCKS.....	47	33					
Blocks per game.....	3.1	2.2					
WINNING STREAK.....	1	-					
Home win streak.....	7	-					
ATTENDANCE.....	93488	55566					
Home games-Avg/Game....	7-13355	4-7608					
Neutral site-Avg/Game..	-	4-6283					

SCORE BY PERIODS:	1st	2nd	Total
BYU Cougars.....	488	604	- 1092
Opponents.....	472	479	- 951

2002-03 BYU MEN'S BASKETBALL  
 BYU Cougars Category Leaders (as of Jan 11, 2003)  
 All games

FG PERCENTAGE	FG	ATT	Pct
SHOFF, Jake.....	13	21	.619
JENSEN, Jared.....	41	67	.612
ARAUJO, Rafael.....	69	118	.585
ALLEN, John.....	16	32	.500
HOWARD, Dan.....	9	19	.474
BOWER, Ricky.....	25	54	.463
JEPSEN, Bart.....	6	13	.462
HANSEN, Travis.....	71	155	.458
BIGELOW, Mark.....	58	132	.439
ROBERTS, Marc.....	2	5	.400
LEMES, Luiz.....	7	18	.389
NASHIF, Terry.....	12	31	.387

3-POINT PERCENTAGE	3FG	ATT	Pct
ALLEN, John.....	7	11	.636
JEPSEN, Bart.....	1	2	.500
LEMES, Luiz.....	5	11	.455
BOWER, Ricky.....	15	33	.455
BIGELOW, Mark.....	27	60	.450
NASHIF, Terry.....	5	14	.357
HANSEN, Travis.....	15	44	.341
WOODBERRY, Kevin....	16	57	.281
ROBERTS, Marc.....	0	2	.000
ARAUJO, Rafael.....	0	3	.000

FT PERCENTAGE	FT	ATT	Pct
ALLEN, John.....	16	16	1.000
BOWER, Ricky.....	34	38	.895
ROBERTS, Marc.....	5	6	.833
NASHIF, Terry.....	12	15	.800
JENSEN, Jared.....	40	52	.769
HANSEN, Travis.....	72	94	.766
BIGELOW, Mark.....	39	52	.750
SHOFF, Jake.....	10	15	.667
ARAUJO, Rafael.....	34	53	.642
WOODBERRY, Kevin....	19	37	.514
JEPSEN, Bart.....	1	2	.500
HOWARD, Dan.....	5	10	.500

POINTS	G	Pts	Pts/G
HANSEN, Travis.....	15	229	15.3
BIGELOW, Mark.....	15	182	12.1
ARAUJO, Rafael.....	15	172	11.5
JENSEN, Jared.....	15	122	8.1
BOWER, Ricky.....	15	99	6.6
WOODBERRY, Kevin....	15	91	6.1
ALLEN, John.....	15	55	3.7
NASHIF, Terry.....	15	41	2.7
SHOFF, Jake.....	13	36	2.8
HOWARD, Dan.....	14	23	1.6
LEMES, Luiz.....	13	19	1.5
JEPSEN, Bart.....	11	14	1.3

FIELD GOAL ATTEMPTS	G	Att	Att/G
HANSEN, Travis.....	15	155	10.3
BIGELOW, Mark.....	15	132	8.8
ARAUJO, Rafael.....	15	118	7.9
WOODBERRY, Kevin....	15	84	5.6
JENSEN, Jared.....	15	67	4.5

FIELD GOALS MADE	G	Made	Made/G
HANSEN, Travis.....	15	71	4.7
ARAUJO, Rafael.....	15	69	4.6
BIGELOW, Mark.....	15	58	3.9
JENSEN, Jared.....	15	41	2.7
WOODBERRY, Kevin....	15	28	1.9

3-POINT FG ATTEMPTS	G	Att	Att/G
BIGELOW, Mark.....	15	60	4.0
WOODBERRY, Kevin....	15	57	3.8
HANSEN, Travis.....	15	44	2.9
BOWER, Ricky.....	15	33	2.2
NASHIF, Terry.....	15	14	0.9

3-POINT FGS MADE	G	Made	Made/G
BIGELOW, Mark.....	15	27	1.8
WOODBERRY, Kevin....	15	16	1.1
BOWER, Ricky.....	15	15	1.0
HANSEN, Travis.....	15	15	1.0
ALLEN, John.....	15	7	0.5

FREE THROW ATTEMPTS	G	Att	Att/G
HANSEN, Travis.....	15	94	6.3
ARAUJO, Rafael.....	15	53	3.5
JENSEN, Jared.....	15	52	3.5
BIGELOW, Mark.....	15	52	3.5
BOWER, Ricky.....	15	38	2.5

FREE THROWS MADE	G	Made	Made/G
HANSEN, Travis.....	15	72	4.8
ARAUJO, Rafael.....	15	34	2.3
BIGELOW, Mark.....	15	39	2.6
JENSEN, Jared.....	15	40	2.7
WOODBERRY, Kevin....	15	19	1.3
BOWER, Ricky.....	15	34	2.3

POINTS AVERAGE	G	Pts	Avg/G
HANSEN, Travis.....	15	229	15.3
BIGELOW, Mark.....	15	182	12.1
ARAUJO, Rafael.....	15	172	11.5
JENSEN, Jared.....	15	122	8.1
BOWER, Ricky.....	15	99	6.6
WOODBERRY, Kevin....	15	91	6.1
ROBERTS, Marc.....	2	9	4.5
ALLEN, John.....	15	55	3.7
SHOFF, Jake.....	13	36	2.8
NASHIF, Terry.....	15	41	2.7
HOWARD, Dan.....	14	23	1.6
LEMES, Luiz.....	13	19	1.5

2002-03 BYU MEN'S BASKETBALL  
 BYU Cougars Category Leaders (as of Jan 11, 2003)  
 All games

REBOUNDS	G	Reb	Reb/G
ARAUJO, Rafael.....	15	134	8.9
HANSEN, Travis.....	15	68	4.5
JENSEN, Jared.....	15	57	3.8
BIGELOW, Mark.....	15	53	3.5
SHOFF, Jake.....	13	29	2.2

REBOUND AVERAGE	G	Reb	Avg/G
ARAUJO, Rafael.....	15	134	8.9
HANSEN, Travis.....	15	68	4.5
JENSEN, Jared.....	15	57	3.8
BIGELOW, Mark.....	15	53	3.5
SHOFF, Jake.....	13	29	2.2

OFFENSIVE REBOUNDS	G	No.	Avg/G
ARAUJO, Rafael.....	15	41	2.7
HANSEN, Travis.....	15	25	1.7
JENSEN, Jared.....	15	16	1.1
SHOFF, Jake.....	13	12	0.9
BIGELOW, Mark.....	15	9	0.6

DEFENSIVE REBOUNDS	G	No.	Avg/G
ARAUJO, Rafael.....	15	93	6.2
BIGELOW, Mark.....	15	44	2.9
HANSEN, Travis.....	15	43	2.9
JENSEN, Jared.....	15	41	2.7
WOODBERRY, Kevin....	15	25	1.7

FOULS	G	No.	Per/G
ARAUJO, Rafael.....	15	58	3.9
HANSEN, Travis.....	15	45	3.0
JENSEN, Jared.....	15	44	2.9
BIGELOW, Mark.....	15	33	2.2
ALLEN, John.....	15	32	2.1

FOULOUTS	G	No.
HANSEN, Travis.....	15	4
JENSEN, Jared.....	15	3
ARAUJO, Rafael.....	15	2
ROBERTS, Marc.....	2	1

ASSISTS	G	No.	A/G
HANSEN, Travis.....	15	41	2.7
WOODBERRY, Kevin....	15	36	2.4
BIGELOW, Mark.....	15	33	2.2
BOWER, Ricky.....	15	26	1.7
NASHIF, Terry.....	15	24	1.6

STEALS	G	No.	S/G
WOODBERRY, Kevin....	15	21	1.4
ARAUJO, Rafael.....	15	20	1.3
NASHIF, Terry.....	15	12	0.8
BOWER, Ricky.....	15	12	0.8
HANSEN, Travis.....	15	10	0.7
BIGELOW, Mark.....	15	10	0.7

BLOCKED SHOTS	G	No.	Blk/G
ARAUJO, Rafael.....	15	10	0.7
HANSEN, Travis.....	15	8	0.5
BIGELOW, Mark.....	15	8	0.5
JENSEN, Jared.....	15	6	0.4
WOODBERRY, Kevin....	15	5	0.3
HOWARD, Dan.....	14	5	0.4

MINUTES	G	No.	Min/G
BIGELOW, Mark.....	15	449	29.9
HANSEN, Travis.....	15	447	29.8
WOODBERRY, Kevin....	15	367	24.5
ARAUJO, Rafael.....	15	356	23.7
JENSEN, Jared.....	15	341	22.7

TURNOVERS	G	No.	TO/G
HANSEN, Travis.....	15	46	3.1
ARAUJO, Rafael.....	15	46	3.1
BIGELOW, Mark.....	15	31	2.1
WOODBERRY, Kevin....	15	29	1.9
BOWER, Ricky.....	15	18	1.2

2002-03 BYU MEN'S BASKETBALL  
 BYU Cougars Team Game-by-Game (as of Jan 11, 2003)  
 All games

TEAM STATISTICS

Opponent	Date	Score	W/L	---TOTAL---			--3-PTRS--			----REBOUNDS----										
				FG-FGA	Pct	3FG-FGA	Pct	FT-FTA	Pct	Off	Def	Tot	Avg	PF	A	TO	Blk	Stl	Pts---Avg	
vs Toledo	11/22/02	71-56	W	21-49	.429	8-13	.615	21-27	.778	10	25	35	35.0	25	12	17	1	6	71	71.0
vs Kansas State	11/23/02	73-64	W	21-44	.477	7-13	.538	24-34	.706	7	25	32	33.5	26	13	13	5	5	73	72.0
vs St. Bonaventure	11/25/02	66-57	W	20-50	.400	4-15	.267	22-27	.815	13	33	46	37.7	23	9	18	5	6	66	70.0
RICE	11/30/02	95-56	W	33-53	.623	7-13	.538	22-27	.815	8	27	35	37.0	19	17	14	3	12	95	76.2
at Arizona State	12-04-02	64-60	W	23-45	.511	1-7	.143	17-24	.708	8	29	37	37.0	22	16	21	5	7	64	73.8
at Creighton	12-07-02	64-74	L	23-50	.460	7-17	.412	11-13	.846	7	27	34	36.5	21	11	23	4	6	64	72.2
SAN DIEGO	12/11/02	64-49	W	25-55	.455	3-12	.250	11-20	.550	14	21	35	36.3	17	13	14	4	11	64	71.0
UTAH STATE UNIVERSITY	12/14/02	66-56	W	19-42	.452	7-19	.368	21-29	.724	7	21	28	35.2	19	13	11	3	3	66	70.4
UC SANTA BARBARA	12/21/02	69-56	W	20-42	.476	6-20	.300	23-27	.852	4	25	29	34.6	21	14	13	5	3	69	70.2
at Univ. of San Franc	12/23/02	72-84	L	23-63	.365	3-17	.176	23-35	.657	17	23	40	35.1	28	10	12	1	10	72	70.4
SOUTHERN UTAH UNIVERS	12/28/02	93-60	W	29-50	.580	14-24	.583	21-29	.724	8	25	33	34.9	22	25	10	1	7	93	72.5
PEPPERDINE	01/02/03	84-68	W	32-59	.542	3-15	.200	17-26	.654	9	31	40	35.3	25	21	12	3	6	84	73.4
vs Oklahoma State	01-04-03	65-78	L	19-44	.432	7-18	.389	20-25	.800	9	21	30	34.9	24	12	19	0	6	65	72.8
at Weber State	01-08-03	69-75	L	21-55	.382	5-18	.278	22-31	.710	15	23	38	35.1	30	7	18	4	5	69	72.5
ISU	1/11/03	77-58	W	28-48	.583	9-16	.563	12-18	.667	16	27	43	35.7	14	13	19	3	8	77	72.8
BYU Cougars		1092		357-749	.477	91-237	.384	287-392	.732	152	383	535	35.7	336	206	234	47	101	1092	72.8
Opponents		951		322-806	.400	61-229	.266	246-357	.689	170	305	475	31.7	336	155	227	33	93	951	63.4

Games played: 15  
 Points/game: 72.8  
 FG Pct: 47.7  
 3FG Pct: 38.4  
 FT Pct: 73.2

Rebounds/game: 35.7  
 Assists/game: 13.7  
 Turnovers/game: 15.6  
 Assist/turnover ratio: 0.9  
 Steals/game: 6.7  
 Blocks/game: 3.1



2002-03 BYU MEN'S BASKETBALL  
 BYU Cougars Opponent Game-by-Game (as of Jan 11, 2003)  
 All games

OPPONENT STATISTICS

Opponent	Date	Score	W/L	---TOTAL---			--3-PTRS--			----REBOUNDS----							Pts---Avg			
				FG-FGA	Pct	3FG-FGA	Pct	FT-FTA	Pct	Off	Def	Tot	Avg	PF	A	TO		Blk	Stl	
vs Toledo	11/22/02	71-56	W	18-52	.346	5-19	.263	15-23	.652	11	18	29	29.0	23	7	17	6	4	56	56.0
vs Kansas State	11/23/02	73-64	W	21-52	.404	3-8	.375	19-31	.613	8	21	29	29.0	23	9	10	4	6	64	60.0
vs St. Bonaventure	11/25/02	66-57	W	18-64	.281	6-17	.353	15-22	.682	16	20	36	31.3	24	7	11	2	8	57	59.0
RICE	11/30/02	95-56	W	18-54	.333	3-16	.188	17-22	.773	14	17	31	31.3	22	8	24	2	7	56	58.2
at Arizona State	12-04-02	64-60	W	26-63	.413	3-11	.273	5-15	.333	14	18	32	31.4	17	11	14	3	7	60	58.6
at Creighton	12-07-02	64-74	L	27-64	.422	8-28	.286	12-18	.667	14	22	36	32.2	15	15	12	5	9	74	61.2
SAN DIEGO	12/11/02	64-49	W	14-42	.333	4-18	.222	17-23	.739	11	21	32	32.1	22	7	24	3	5	49	59.4
UTAH STATE UNIVERSITY	12/14/02	66-56	W	21-51	.412	0-5	.000	14-20	.700	13	19	32	32.1	24	12	14	2	4	56	59.0
UC SANTA BARBARA	12/21/02	69-56	W	19-52	.365	6-23	.261	12-17	.706	11	20	31	32.0	24	8	17	0	4	56	58.7
at Univ. of San Franc	12/23/02	72-84	L	29-57	.509	5-17	.294	21-27	.778	9	29	38	32.6	27	14	18	4	4	84	61.2
SOUTHERN UTAH UNIVERS	12/28/02	93-60	W	19-44	.432	1-7	.143	21-30	.700	9	21	30	32.4	23	6	17	0	6	60	61.1
PEPPERDINE	01/02/03	84-68	W	20-58	.345	7-21	.333	21-29	.724	13	23	36	32.7	26	11	13	0	7	68	61.7
vs Oklahoma State	01-04-03	65-78	L	26-51	.510	3-8	.375	23-31	.742	9	19	28	32.3	24	14	11	2	10	78	62.9
at Weber State	01-08-03	69-75	L	23-49	.469	2-15	.133	27-36	.750	10	26	36	32.6	27	10	13	0	3	75	63.8
ISU	1/11/03	77-58	W	23-53	.434	5-16	.313	7-13	.538	8	11	19	31.7	15	16	12	0	9	58	63.4
Opponents		951		322-806	.400	61-229	.266	246-357	.689	170	305	475	31.7	336	155	227	33	93	951	63.4
BYU Cougars		1092		357-749	.477	91-237	.384	287-392	.732	152	383	535	35.7	336	206	234	47	101	1092	72.8

Games played: 15  
 Points/game: 63.4  
 FG Pct: 40.0  
 3FG Pct: 26.6  
 FT Pct: 68.9

Rebounds/game: 31.7  
 Assists/game: 10.3  
 Turnovers/game: 15.1  
 Assist/turnover ratio: 0.7  
 Steals/game: 6.2  
 Blocks/game: 2.2

2002-03 BYU MEN'S BASKETBALL

BYU Cougars Game-by-Game Points-Rebounds-Assists (as of Jan 11, 2003)

All games

Opponent	Date	Score	WL	02	03	04	05	10	12	14	15	24
				HANSEN, TR	BIGELOW, M	LEMES, LUI	SHOFF, JAK	NASHIF, TE	ROBERTS, M	BOWER, RIC	ALLEN, JOH	WOODBERRY
vs Toledo	11/22/02	71-56	W	22- 8- 5	12- 5- 3	0- 1- 0	DNP	3- 3- 1	DNP	10- 3- 1	5- 1- 1	5- 3- 1
vs Kansas State	11/23/02	73-64	W	19- 2- 2	18- 3- 4	0- 1- 1	0- 4- 0	3- 0- 0	DNP	7- 4- 2	5- 1- 0	2- 0- 3
vs St. Bonaventure	11/25/02	66-57	W	12-12- 1	11- 2- 2	0- 0- 0	2- 1- 0	2- 1- 2	DNP	4- 5- 1	5- 4- 0	8- 1- 2
RICE	11/30/02	95-56	W	9- 4- 4	19- 1- 2	7- 2- 2	DNP	10- 5- 5	DNP	3- 0- 0	2- 3- 1	10- 2- 0
at Arizona State	12-04-02	64-60	W	23- 1- 3	6- 2- 1	0- 0- 0	1- 2- 1	0- 2- 0	DNP	2- 0- 2	8- 3- 1	3- 4- 4
at Creighton	12-07-02	64-74	L	11- 2- 2	21- 6- 2	3- 1- 1	0- 0- 0	0- 2- 0	DNP	9- 1- 4	0- 1- 0	3- 0- 0
SAN DIEGO	12/11/02	64-49	W	17- 7- 3	10- 8- 5	0- 0- 1	4- 1- 0	0- 1- 1	DNP	0- 0- 0	3- 2- 0	8- 2- 0
UTAH STATE UNIVERSITY	12/14/02	66-56	W	13- 4- 1	13- 4- 0	0- 1- 0	3- 3- 2	0- 1- 0	DNP	8- 0- 1	0- 0- 0	12- 3- 6
UC SANTA BARBARA	12/21/02	69-56	W	19- 7- 5	11- 3- 0	0- 1- 0	0- 1- 0	9- 2- 3	DNP	9- 1- 4	4- 1- 1	2- 1- 1
at Univ. of San Francis	12/23/02	72-84	L	13- 5- 2	8- 4- 2	DNP	9- 3- 0	0- 1- 0	DNP	4- 3- 3	0- 0- 0	10- 2- 3
SOUTHERN UTAH UNIVERSIT	12/28/02	93-60	W	12- 1- 4	14- 0- 3	3- 1- 1	2- 3- 0	6- 0- 5	DNP	9- 5- 4	8- 1- 2	6- 2- 6
PEPPERDINE	01/02/03	84-68	W	17- 6- 5	12- 2- 3	6- 2- 1	15- 5- 1	0- 1- 3	DNP	2- 0- 2	4- 2- 1	5- 3- 4
vs Oklahoma State	01-04-03	65-78	L	14- 1- 3	11- 3- 2	0- 1- 0	0- 2- 1	2- 0- 1	DNP	9- 1- 2	2- 0- 0	7- 0- 1
at Weber State	01-08-03	69-75	L	12- 6- 1	7- 6- 1	0- 0- 0	0- 2- 0	3- 0- 0	6- 3- 0	10- 4- 0	4- 3- 1	6- 1- 3
ISU	1/11/03	77-58	W	16- 2- 0	9- 4- 3	DNP	0- 2- 0	3- 3- 3	3- 0- 2	13- 1- 0	5- 1- 1	4- 4- 2

Opponent	Date	Score	WL	32	40	52	55
				JEPSEN, BA	HOWARD, DA	JENSEN, JA	ARAUJO, RA
vs Toledo	11/22/02	71-56	W	0- 0- 0	11- 2- 0	2- 1- 0	1- 5- 0
vs Kansas State	11/23/02	73-64	W	0- 0- 0	0- 2- 1	10- 5- 0	9- 4- 0
vs St. Bonaventure	11/25/02	66-57	W	DNP	0- 0- 0	15- 6- 0	7-10- 1
RICE	11/30/02	95-56	W	7- 2- 0	4- 0- 0	18- 5- 0	6- 8- 3
at Arizona State	12-04-02	64-60	W	0- 0- 0	0- 2- 0	12- 6- 1	9-11- 3
at Creighton	12-07-02	64-74	L	2- 1- 0	0- 0- 1	9- 3- 0	6-12- 1
SAN DIEGO	12/11/02	64-49	W	0- 1- 0	0- 0- 0	11- 4- 1	11- 4- 2
UTAH STATE UNIVERSITY	12/14/02	66-56	W	0- 0- 0	0- 0- 0	7- 3- 1	10- 7- 2
UC SANTA BARBARA	12/21/02	69-56	W	DNP	0- 0- 0	9- 5- 0	6- 5- 0
at Univ. of San Francis	12/23/02	72-84	L	DNP	0- 0- 0	4- 2- 0	24-17- 0
SOUTHERN UTAH UNIVERSIT	12/28/02	93-60	W	5- 3- 0	3- 2- 0	8- 2- 0	17- 7- 0
PEPPERDINE	01/02/03	84-68	W	0- 3- 0	0- 1- 0	4- 3- 1	19-11- 0
vs Oklahoma State	01-04-03	65-78	L	0- 0- 0	3- 1- 0	6- 2- 0	11-14- 2
at Weber State	01-08-03	69-75	L	DNP	DNP	2- 3- 0	19- 9- 1
ISU	1/11/03	77-58	W	0- 1- 0	2- 2- 0	5- 7- 1	17-10- 1

2002-03 BYU MEN'S BASKETBALL  
 BYU Cougars Game-by-Game Highs (as of Jan 11, 2003)  
 All games

Opponent	Date	Score	WL	POINTS	REBOUNDS	ASSISTS	STEALS	BLOCKED SHOTS
vs Toledo	11/22/02	71-56	W	22-HANSEN, Travi	8-HANSEN, Travi	5-HANSEN, Travi	2-WOODBERRY, Ke NASHIF, Terry	1-ARAUJO, Rafae
vs Kansas State	11/23/02	73-64	W	19-HANSEN, Travi	5-JENSEN, Jared	4-BIGELOW, Mark	3-BIGELOW, Mark	3-HOWARD, Dan
vs St. Bonaventure	11/25/02	66-57	W	15-JENSEN, Jared	12-HANSEN, Travi	2-NASHIF, Terry BIGELOW, Mark WOODBERRY, Ke	2-WOODBERRY, Ke NASHIF, Terry	2-ARAUJO, Rafae
RICE	11/30/02	95-56	W	19-BIGELOW, Mark	8-ARAUJO, Rafae	5-NASHIF, Terry	3-ARAUJO, Rafae WOODBERRY, Ke	1-HOWARD, Dan WOODBERRY, Ke HANSEN, Travi
at Arizona State	12-04-02	64-60	W	23-Hansen, Travi	11-Araujo, Rafae	4-Woodberry, Ke	2-Bower, Ricky	3-Araujo, Rafae
at Creighton	12-07-02	64-74	L	21-BIGELOW, Mark	12-ARAUJO, Rafae	4-BOWER, Ricky	2-BOWER, Ricky	1-JENSEN, Jared HOWARD, Dan BIGELOW, Mark ARAUJO, Rafae
SAN DIEGO	12/11/02	64-49	W	17-HANSEN, Travi	8-BIGELOW, Mark	5-BIGELOW, Mark	4-WOODBERRY, Ke	2-HANSEN, Travi
UTAH STATE UNIVERSITY	12/14/02	66-56	W	13-BIGELOW, Mark HANSEN, Travi	7-ARAUJO, Rafae	6-WOODBERRY, Ke	1-WOODBERRY, Ke BOWER, Ricky SHOFF, Jake	1-HANSEN, Travi BIGELOW, Mark ARAUJO, Rafae
UC SANTA BARBARA	12/21/02	69-56	W	19-HANSEN, Travi	7-HANSEN, Travi	5-HANSEN, Travi	1-HANSEN, Travi NASHIF, Terry BOWER, Ricky	2-JENSEN, Jared
at Univ. of San Francisco	12/23/02	72-84	L	24-ARAUJO, Rafae	17-ARAUJO, Rafae	3-BOWER, Ricky WOODBERRY, Ke	3-ARAUJO, Rafae	1-ARAUJO, Rafae
SOUTHERN UTAH UNIVERSITY	12/28/02	93-60	W	17-ARAUJO, Rafae	7-ARAUJO, Rafae	6-WOODBERRY, Ke	2-NASHIF, Terry	1-NASHIF, Terry
PEPPERDINE	01/02/03	84-68	W	19-ARAUJO, Rafae	11-ARAUJO, Rafae	5-HANSEN, Travi	2-HANSEN, Travi WOODBERRY, Ke	2-HANSEN, Travi
vs Oklahoma State	01-04-03	65-78	L	14-Hansen, Travi	14-Araujo, Rafae	3-Hansen, Travi	1-Bower, Ricky Araujo, Rafae Shoff, Jake Hansen, Travi Woodberry, Ke Nashif, Terry	None
at Weber State	01-08-03	69-75	L	19-ARAUJO, Rafae	9-ARAUJO, Rafae	3-WOODBERRY, Ke	2-WOODBERRY, Ke ARAUJO, Rafae	1-ARAUJO, Rafae BIGELOW, Mark HANSEN, Travi BOWER, Ricky
ISU	1/11/03	77-58	W	17-ARAUJO, Rafae	10-ARAUJO, Rafae	3-NASHIF, Terry BIGELOW, Mark	4-ARAUJO, Rafae	1-JEPSEN, Bart JENSEN, Jared BIGELOW, Mark

2002-03 BYU MEN'S BASKETBALL  
 BYU Cougars High/Low Analysis (as of Jan 11, 2003)  
 All games

BYU Cougars - TEAM GAME HIGHS

POINTS.....	95	vs RICE (11/30/02)
	93	vs Southern Utah University (12/28/02)
	84	vs Pepperdine (01/02/03)
	77	vs ISU (1/11/03)
	73	vs Kansas State (11/23/02)
FIELD GOALS MADE.....	33	vs RICE (11/30/02)
	32	vs Pepperdine (01/02/03)
FIELD GOAL ATTEMPTS.....	63	at Univ. of San Francisco (12/23/02)
	59	vs Pepperdine (01/02/03)
FIELD GOAL PERCENTAGE.....	.623 (33-53)	vs RICE (11/30/02)
	.583 (28-48)	vs ISU (1/11/03)
3 PT FIELD GOALS MADE.....	14	vs Southern Utah University (12/28/02)
	9	vs ISU (1/11/03)
3 PT FG ATTEMPTS.....	24	vs Southern Utah University (12/28/02)
	20	vs UC Santa Barbara (12/21/02)
3 PT FG PERCENTAGE.....	.615 ( 8-13)	vs Toledo (11/22/02)
	.583 (14-24)	vs Southern Utah University (12/28/02)
FREE THROWS MADE.....	24	vs Kansas State (11/23/02)
	23	at Univ. of San Francisco (12/23/02)
	23	vs UC Santa Barbara (12/21/02)
FREE THROW ATTEMPTS.....	35	at Univ. of San Francisco (12/23/02)
	34	vs Kansas State (11/23/02)
FREE THROW PERCENTAGE.....	.852 (23-27)	vs UC Santa Barbara (12/21/02)
	.846 (11-13)	at Creighton (12-07-02)
REBOUNDS.....	46	vs St. Bonaventure (11/25/02)
	43	vs ISU (1/11/03)
ASSISTS.....	25	vs Southern Utah University (12/28/02)
	21	vs Pepperdine (01/02/03)
STEALS.....	12	vs RICE (11/30/02)
	11	vs San Diego (12/11/02)
BLOCKED SHOTS.....	5	vs UC Santa Barbara (12/21/02)
	5	at Arizona State (12-04-02)
	5	vs St. Bonaventure (11/25/02)
	5	vs Kansas State (11/23/02)
TURNOVERS.....	23	at Creighton (12-07-02)
	21	at Arizona State (12-04-02)
FOULS.....	30	at Weber State (01-08-03)
	28	at Univ. of San Francisco (12/23/02)

2002-03 BYU MEN'S BASKETBALL  
 BYU Cougars High/Low Analysis (as of Jan 11, 2003)  
 All games

Opponent - GAME HIGHS

POINTS.....	84	at Univ. of San Francisco (12/23/02)
	78	vs Oklahoma State (01-04-03)
	75	at Weber State (01-08-03)
	74	at Creighton (12-07-02)
	68	vs Pepperdine (01/02/03)
FIELD GOALS MADE.....	29	at Univ. of San Francisco (12/23/02)
	27	at Creighton (12-07-02)
FIELD GOAL ATTEMPTS.....	64	at Creighton (12-07-02)
	64	vs St. Bonaventure (11/25/02)
FIELD GOAL PERCENTAGE.....	.510 (26-51)	vs Oklahoma State (01-04-03)
	.509 (29-57)	at Univ. of San Francisco (12/23/02)
3 PT FIELD GOALS MADE.....	8	at Creighton (12-07-02)
	7	vs Pepperdine (01/02/03)
3 PT FG ATTEMPTS.....	28	at Creighton (12-07-02)
	23	vs UC Santa Barbara (12/21/02)
3 PT FG PERCENTAGE.....	.375 ( 3-8 )	vs Oklahoma State (01-04-03)
	.375 ( 3-8 )	vs Kansas State (11/23/02)
FREE THROWS MADE.....	27	at Weber State (01-08-03)
	23	vs Oklahoma State (01-04-03)
FREE THROW ATTEMPTS.....	36	at Weber State (01-08-03)
	31	vs Oklahoma State (01-04-03)
	31	vs Kansas State (11/23/02)
FREE THROW PERCENTAGE.....	.778 (21-27)	at Univ. of San Francisco (12/23/02)
	.773 (17-22)	vs RICE (11/30/02)
REBOUNDS.....	38	at Univ. of San Francisco (12/23/02)
	36	at Weber State (01-08-03)
	36	vs Pepperdine (01/02/03)
	36	at Creighton (12-07-02)
	36	vs St. Bonaventure (11/25/02)
ASSISTS.....	16	vs ISU (1/11/03)
	15	at Creighton (12-07-02)
STEALS.....	10	vs Oklahoma State (01-04-03)
	9	vs ISU (1/11/03)
	9	at Creighton (12-07-02)
BLOCKED SHOTS.....	6	vs Toledo (11/22/02)
	5	at Creighton (12-07-02)
TURNOVERS.....	24	vs San Diego (12/11/02)
	24	vs RICE (11/30/02)
FOULS.....	27	at Weber State (01-08-03)
	27	at Univ. of San Francisco (12/23/02)

2002-03 BYU MEN'S BASKETBALL  
 BYU Cougars High/Low Analysis (as of Jan 11, 2003)  
 All games

BYU Cougars - GAME LOWS

POINTS.....	64	at Arizona State (12-04-02)
	64	at Creighton (12-07-02)
	64	vs San Diego (12/11/02)
	65	vs Oklahoma State (01-04-03)
	66	vs St. Bonaventure (11/25/02)
	66	vs Utah State University (12/14/02)
FIELD GOALS MADE.....	19	vs Utah State University (12/14/02)
	19	vs Oklahoma State (01-04-03)
FIELD GOAL ATTEMPTS.....	42	vs Utah State University (12/14/02)
	42	vs UC Santa Barbara (12/21/02)
FIELD GOAL PERCENTAGE.....	.365 (23-63)	at Univ. of San Francisco (12/23/02)
	.382 (21-55)	at Weber State (01-08-03)
3 PT FIELD GOALS MADE.....	1	at Arizona State (12-04-02)
	3	vs San Diego (12/11/02)
	3	at Univ. of San Francisco (12/23/02)
	3	vs Pepperdine (01/02/03)
3 PT FG ATTEMPTS.....	7	at Arizona State (12-04-02)
	12	vs San Diego (12/11/02)
3 PT FG PERCENTAGE.....	.143 ( 1-7 )	at Arizona State (12-04-02)
	.176 ( 3-17)	at Univ. of San Francisco (12/23/02)
FREE THROWS MADE.....	11	at Creighton (12-07-02)
	11	vs San Diego (12/11/02)
FREE THROW ATTEMPTS.....	13	at Creighton (12-07-02)
	18	vs ISU (1/11/03)
FREE THROW PERCENTAGE.....	.550 (11-20)	vs San Diego (12/11/02)
	.654 (17-26)	vs Pepperdine (01/02/03)
REBOUNDS.....	28	vs Utah State University (12/14/02)
	29	vs UC Santa Barbara (12/21/02)
ASSISTS.....	7	at Weber State (01-08-03)
	9	vs St. Bonaventure (11/25/02)
STEALS.....	3	vs Utah State University (12/14/02)
	3	vs UC Santa Barbara (12/21/02)
BLOCKED SHOTS.....	0	vs Oklahoma State (01-04-03)
	1	vs Toledo (11/22/02)
	1	at Univ. of San Francisco (12/23/02)
	1	vs Southern Utah University (12/28/02)
TURNOVERS.....	10	vs Southern Utah University (12/28/02)
	11	vs Utah State University (12/14/02)
FOULS.....	14	vs ISU (1/11/03)
	17	vs San Diego (12/11/02)

2002-03 BYU MEN'S BASKETBALL  
 BYU Cougars High/Low Analysis (as of Jan 11, 2003)  
 All games

Opponent - GAME LOWS

POINTS.....	49	vs San Diego (12/11/02)
	56	vs Toledo (11/22/02)
	56	vs RICE (11/30/02)
	56	vs Utah State University (12/14/02)
	56	vs UC Santa Barbara (12/21/02)
FIELD GOALS MADE.....	14	vs San Diego (12/11/02)
	18	vs Toledo (11/22/02)
	18	vs St. Bonaventure (11/25/02)
	18	vs RICE (11/30/02)
FIELD GOAL ATTEMPTS.....	42	vs San Diego (12/11/02)
	44	vs Southern Utah University (12/28/02)
FIELD GOAL PERCENTAGE.....	.281 (18-64)	vs St. Bonaventure (11/25/02)
	.333 (14-42)	vs San Diego (12/11/02)
	.333 (18-54)	vs RICE (11/30/02)
3 PT FIELD GOALS MADE.....	0	vs Utah State University (12/14/02)
	1	vs Southern Utah University (12/28/02)
3 PT FG ATTEMPTS.....	5	vs Utah State University (12/14/02)
	7	vs Southern Utah University (12/28/02)
3 PT FG PERCENTAGE.....	.000 ( 0-5 )	vs Utah State University (12/14/02)
	.133 ( 2-15)	at Weber State (01-08-03)
FREE THROWS MADE.....	5	at Arizona State (12-04-02)
	7	vs ISU (1/11/03)
FREE THROW ATTEMPTS.....	13	vs ISU (1/11/03)
	15	at Arizona State (12-04-02)
FREE THROW PERCENTAGE.....	.333 ( 5-15)	at Arizona State (12-04-02)
	.538 ( 7-13)	vs ISU (1/11/03)
REBOUNDS.....	19	vs ISU (1/11/03)
	28	vs Oklahoma State (01-04-03)
ASSISTS.....	6	vs Southern Utah University (12/28/02)
	7	vs Toledo (11/22/02)
	7	vs St. Bonaventure (11/25/02)
	7	vs San Diego (12/11/02)
STEALS.....	3	at Weber State (01-08-03)
	4	vs Toledo (11/22/02)
	4	vs Utah State University (12/14/02)
	4	vs UC Santa Barbara (12/21/02)
	4	at Univ. of San Francisco (12/23/02)
BLOCKED SHOTS.....	0	vs UC Santa Barbara (12/21/02)
	0	vs Southern Utah University (12/28/02)
	0	vs Pepperdine (01/02/03)
	0	at Weber State (01-08-03)
	0	vs ISU (1/11/03)
TURNOVERS.....	10	vs Kansas State (11/23/02)
	11	vs St. Bonaventure (11/25/02)
	11	vs Oklahoma State (01-04-03)
FOULS.....	15	at Creighton (12-07-02)
	15	vs ISU (1/11/03)

2002-03 BYU MEN'S BASKETBALL  
 BYU Cougars High/Low Analysis (as of Jan 11, 2003)  
 All games

BYU Cougars - INDIVIDUAL GAME HIGHS

POINTS.....	24	ARAUJO, Rafael at Univ. of San Francisco (12/23/02)
	23	Hansen, Travis at Arizona State (12-04-02)
	22	HANSEN, Travis vs Toledo (11/22/02)
	21	BIGELOW, Mark at Creighton (12-07-02)
	19	ARAUJO, Rafael at Weber State (01-08-03)
	19	ARAUJO, Rafael vs Pepperdine (01/02/03)
	19	HANSEN, Travis vs UC Santa Barbara (12/21/02)
	19	BIGELOW, Mark vs RICE (11/30/02)
	19	HANSEN, Travis vs Kansas State (11/23/02)
FIELD GOALS MADE.....	11	ARAUJO, Rafael at Univ. of San Francisco (12/23/02)
	8	ARAUJO, Rafael vs ISU (1/11/03)
	8	ARAUJO, Rafael vs Pepperdine (01/02/03)
	8	ARAUJO, Rafael vs Southern Utah University (12/28/02)
	8	Hansen, Travis at Arizona State (12-04-02)
FIELD GOAL ATT.....	20	ARAUJO, Rafael at Univ. of San Francisco (12/23/02)
	17	HANSEN, Travis vs San Diego (12/11/02)
FG PCT (min 4 made).....	1.000 ( 6-6 )	SHOFF, Jake vs Pepperdine (01/02/03)
	1.000 ( 6-6 )	JENSEN, Jared vs RICE (11/30/02)
3 PT FG MADE.....	4	BOWER, Ricky vs ISU (1/11/03)
	4	BIGELOW, Mark vs Southern Utah University (12/28/02)
	4	BIGELOW, Mark at Creighton (12-07-02)
3 PT FG ATTEMPTS.....	9	WOODBERRY, Kevin at Univ. of San Francisco (12/23/02)
	8	BIGELOW, Mark at Creighton (12-07-02)
3-PT FG PCT (min 3 made).....	.667 ( 4-6 )	BIGELOW, Mark vs Southern Utah University (12/28/02)
	.600 ( 3-5 )	HANSEN, Travis vs Southern Utah University (12/28/02)
	.600 ( 3-5 )	WOODBERRY, Kevin vs Utah State University (12/14/02)
	.600 ( 3-5 )	BIGELOW, Mark vs Kansas State (11/23/02)
FREE THROWS MADE.....	10	HANSEN, Travis vs UC Santa Barbara (12/21/02)
	8	HANSEN, Travis vs St. Bonaventure (11/25/02)
FREE THROW ATT.....	12	HANSEN, Travis vs UC Santa Barbara (12/21/02)
	10	ARAUJO, Rafael at Weber State (01-08-03)
	10	HANSEN, Travis vs St. Bonaventure (11/25/02)
	10	BIGELOW, Mark vs Toledo (11/22/02)
FT PCT (min 6 made).....	1.000 ( 6-6 )	BOWER, Ricky vs Utah State University (12/14/02)
	1.000 ( 6-6 )	NASHIF, Terry vs RICE (11/30/02)
	1.000 ( 6-6 )	HANSEN, Travis vs Toledo (11/22/02)
REBOUNDS.....	17	ARAUJO, Rafael at Univ. of San Francisco (12/23/02)
	14	Araujo, Rafael vs Oklahoma State (01-04-03)
ASSISTS.....	6	WOODBERRY, Kevin vs Southern Utah University (12/28/02)
	6	WOODBERRY, Kevin vs Utah State University (12/14/02)
STEALS.....	4	ARAUJO, Rafael vs ISU (1/11/03)
	4	WOODBERRY, Kevin vs San Diego (12/11/02)
BLOCKED SHOTS.....	3	Araujo, Rafael at Arizona State (12-04-02)
	3	HOWARD, Dan vs Kansas State (11/23/02)
TURNOVERS.....	8	HANSEN, Travis vs St. Bonaventure (11/25/02)
FOULS.....	5	ROBERTS, Marc at Weber State (01-08-03)
	5	HANSEN, Travis at Weber State (01-08-03)
	5	Hansen, Travis vs Oklahoma State (01-04-03)
	5	JENSEN, Jared vs Pepperdine (01/02/03)
	5	JENSEN, Jared at Univ. of San Francisco (12/23/02)
	5	HANSEN, Travis at Univ. of San Francisco (12/23/02)
	5	HANSEN, Travis at Creighton (12-07-02)
	5	ARAUJO, Rafael vs Kansas State (11/23/02)