



Cougar Basketball

CONTACT INFORMATION

Basketball Media Relations Contact: Brett Pyne
 Office Phone: (801) 422-4912
 Cell Phone: (801) 367-1631
 Home Phone: (801) 796-6867
 Email: brett_pyne@byu.edu
 Assoc. AD/Media Relations Director: Duff Tittle
 Office Phone: (801) 422-8948
 Home Phone: (801) 227-0746
 Email: duff_tittle@byu.edu
 Media Relations Fax: (801) 422-0633
 Pressrow Phone: (801) 378-3675
 Mailing Address: 30 SFH, Provo, UT 84602-2239

2002-03 BYU SCHEDULE

NOVEMBER 2002

Nov. 22-25 Paradise Jam @ U.S. Virgin Islands
 Nov 22 v. Toledo 71-56 W
 Nov 23 v. Kansas State 73-64 W
 Nov 25 v. St. Bonaventure 66-57 W
 Nov. 30 Rice 95-56 W

DECEMBER 2002

Dec. 4 @ Arizona State (FSN) 64-60 W
 Dec. 7 @ Creighton 64-74 L
 Dec. 11 San Diego 64-49 W
 Dec. 14 Utah State (SWP) 66-56 W
 Dec. 21 UC Santa Barbara 69-56 W
 Dec. 23 @ San Francisco 72-84 L
 Dec. 28 Southern Utah 93-60 W

JANUARY 2003

Jan. 2 Pepperdine 84-68 W
 Jan. 4 Touchstone Energy All-College
 Classic in Oklahoma City
 v. Oklahoma State (ESPN2) 65-78 L
 Jan. 8 @ Weber State 69-75 L
 Jan. 11 Idaho State 77-58 W
 Jan. 16 UNLV (SWP) 85-77 W
 Jan. 20 @ San Diego State (SWP) 80-69 W
 Jan. 25 UTAH (ESPN+Plus) 1:00 p.m.

FEBRUARY 2003

Feb. 1 New Mexico (ESPN+Plus) 1:00 p.m.
 Feb. 3 Air Force 8:30 p.m.
 Feb. 8 @ Wyoming (ESPN+Plus) 1:00 p.m.
 Feb. 10 @ Colorado State 7:00 p.m.
 Feb. 14 @ UNLV (SWP) 7:30 p.m.
 Feb. 17 San Diego State (SWP) 8:30 p.m.
 Feb. 24 @ Utah (ESPN) 10:00 p.m.

MARCH 2003

Mar. 1 @ Air Force (SWP) 4:00 p.m.
 Mar. 3 @ New Mexico (SWP) 7:00 p.m.
 Mar. 6 Wyoming (SWP) 7:00 p.m.
 Mar. 8 Colorado State (SWP) 7:00 p.m.
 Mar. 12-15 MWC Tournament @ Las Vegas

*Game times are local to site
 SWP - SportsWest Productions
 FSA - Fox Sports Net Arizona

GAME #18 FAST FACTS (MWC GAME #3)

BYU (13-4, 2-0 MWC) vs. UTAH (13-4, 1-1 MWC)

SATURDAY, JAN. 25, 2003
 MARRIOTT CENTER (22,700)
 PROVO, UTAH
 1:05 p.m. MST

Coaches: BYU, Steve Cleveland (98-73 in sixth year; same overall)
 Utah, Rick Majerus (296-86 in 14th year; 395-138 in 19th year overall)

Series: . . . Tied, 116-116; Last: BYU won 63-61 in Provo on Feb. 23, 2002

TV: ESPN+Plus (KJZZ-TV in Salt Lake City)
 Available via ESPN FULL COURT (pay-per-view)
 Play-by-Play: Rich Waltz
 Game Analyst: Irv Brown

Radio: . . . KSL Newsradio 1160 AM (Cougar Sports Network)
 Pregame Air Times: Noon MST
 Play-by-Play: Greg Wrubell
 Game Analyst: Mark Durrant

Web: A live audio link and live stats link are available at byucougars.com/basketball_m/ (select 2002-03 schedule); live audio is available on KSL.com and byuradio.org or via BYU Radio on Dish Network.

BYU'S PROBABLE STARTERS:

POS.	#	NAME	HT.	WT.	YR.	PPG	RPG
F	3	Mark Bigelow	6-7	195	Jr.	13.2	3.5
F	52	Jared Jensen	6-9	250	So.	8.2	3.8
C	55	Rafael Araujo	6-11	265	Jr.	11.9	9.1
G	2	Travis Hansen	6-6	210	Sr.	15.5	4.6 2.7 apg
G	10	Terry Nashif	5-10	165	So.	3.2	1.7 2.0 apg

BYU RESERVES:

POS.	#	NAME	HT.	WT.	YR.	PPG	RPG
G	14	Ricky Bower	6-4	185	Jr.	6.4	1.8
G	24	Kevin Woodberry	6-0	170	Jr.	5.9	1.7 2.2 apg
F	15	John Allen	6-7	215	So.	3.6	1.4
G	12	Marc Roberts	6-3	205	So.	3.0	1.0
F	5	Jake Shoff	6-9	265	Jr.	2.8	2.1
C	40	Dan Howard	7-0	225	Jr.	1.5	0.8
G	4	Luiz Lemes	6-3	180	Jr.	1.4	0.8
F	32	Bart Jepsen	6-9	235	Jr.	1.3	1.0

BYU HOSTS RIVAL UTAH SATURDAY AT 1 P.M.

BYU (13-4, 2-0 MWC) hosts rival Utah (13-4, 1-1 MWC) Saturday at 1 p.m. MST in the Marriott Center. The game is an ESPN+Plus game airing on KJZZ-TV in Salt Lake City with Rich Waltz and Irv Brown describing the action. The radio broadcast can be heard on KSL Newsradio 1160 and the Cougar Sports Network, beginning with a one-hour pregame show. KSL's Greg Wrubell will call the play-by-play action with Mark Durrant providing game analysis. Live audio is available on the basketball page of the official BYU athletics website, byucougars.com, and on KSL.com and via BYU Radio on the Dish Network and at byuradio.org.

SATURDAY'S MATCHUP

BYU is 2-0 in Mountain West Conference play and is coming off a road win at San Diego State on Monday. The Cougars defeated UNLV in the Marriott Center in its conference opener and return home to host rival Utah owning the nation's longest homecourt victory streak at 44 games. The Utes, like the Cougars, have a 13-4 record overall. Utah is 1-1 in conference play after a two-point loss at San Diego State and a three-point win over UNLV in Las Vegas. BYU and Utah enter the game as the two top-rated MWC teams according to RPI. Saturday's game will be the 233rd meeting between the two programs. The series ranks 10th in the NCAA record book in terms of most games in a rivalry and is the 11th longest running rivalry dating back to 1909. Amazingly, the series is tied 116-116.



SERIES BREAKDOWN

Overall Series Record: Tied 116-116
 BYU Record as home team: 65-46 (63-46 in Provo, 2-0 in SLC)
 BYU Record as visitor: 45-67
 BYU Record at Neutral Sites: 6-3
 BYU Record under Steve Cleveland: 3-9
 BYU Record in OT Games: 4-7* (1-1 Rd, 2-5 Hm, 1-1 Ntrl)
 *1-0 in 2OT, 0-2 in 3OT - all in Provo (83-85)
 Last Overtime Game: 1991, won v. Utah @ WAC, 51-49
 Longest BYU Win Streak: 8 (1909-12)
 Longest Utah Win Streak: 12 (1995-2000)
 Largest BYU Margin of Victory: 31 two times (1965, 94)
 Largest Utah Margin of Victory: 36, 85-49 (1997)
 Most Points Scored by BYU: 115 (1966)
 Most Points Scored by Utah: 106 two times (1962, 1963)

RECENT SERIES RESULTS

Date	Opponent	Score	W/L
1-20-79	at Utah	90-76	W
2-17-79	Utah	76-50	W
1-12-80	Utah	89-72	W
2-9-80	at Utah	83-82	W
1-31-81	at Utah	56-60	L
3-7-81	Utah	95-76	W
1-15-82	Utah	74-51	W
2-19-82	at Utah	61-68	L
2-5-83	at Utah	72-75	L
3-5-83	Utah (3OT)	62-64	L
1-14-84	Utah (2OT)	113-105	W
2-8-84	at Utah	82-79	W
1-26-85	at Utah	63-62	W
3-2-85	Utah (3OT)	85-86	L
1-25-86	Utah	87-69	W
2-22-86	at Utah	71-74	L
1-24-87	at Utah	80-70	W
2-14-87	Utah	58-65	L
2-4-88	Utah	82-64	W
2-27-88	at Utah	60-62	L
2-2-89	at Utah	86-90	L
2-25-89	Utah	81-74	W
1-25-90	Utah	65-49	W
2-10-90	at Utah	73-89	L
3-8-90	vs. Utah+ (OT)	61-62	L
2-16-91	at Utah	74-81	L
3-2-91	Utah (OT)	71-72	L
3-9-91	vs. Utah (OT)	51-49	W
2-20-92	Utah	58-56	W
3-7-92	at Utah	87-73	W
3-13-92	vs. Utah+	75-62	W
1-9-93	Utah	53-54	L
2-27-93	at Utah	83-89	L
1-8-94	at Utah	64-62	W
2-26-94	Utah	73-70	W
3-10-94	vs. Utah+	96-65	W
1-3-95	Utah	64-57	W
3-4-95	at Utah	79-87	L
1-2-96	at Utah	77-83	L
3-2-96	Utah	85-96	L
1-11-97	Utah	51-61	L
2-6-97	at Utah	49-85	L
1-10-98	Utah	61-71	L
2-5-98	at Utah	68-83	L
1-9-99	at Utah	54-75	L
2-6-99	Utah	46-71	L
3-4-99	vs. Utah (WAC Tour)	62-81	L
1-15-00	Utah	49-56	L
2-12-00	at Utah	62-77	L
3-10-00	vs. Utah (MWC Trn)	58-54	W
1-29-01	Utah	69-61	W
2-24-01	at Utah	75-82	L
1-28-02	at Utah	66-71	L
2-23-02	Utah	63-61	W

UTAH UTES

Utah (13-4, 1-1 MWC) plays its third consecutive road game to open the Mountain West Conference season Saturday when the Utes face BYU. Utah will then play its first MWC home games against Air Force on Saturday, Feb. 1 and New Mexico on Monday, Feb. 3. The Runnin' Utes return three starters from last year's 21-9 NCAA tournament team. They split their first weekend of Mountain West Conference action this year on the road with a two-point loss at San Diego State (58-56) followed by a big win at UNLV (66-63) on Monday night. Following a 2-2 start to the season, Utah has won 11 of its last 13. The Utes had a season-best seven-game winning streak snapped with their 58-56 loss at San Diego State on Saturday. The Utes' losses this year have come against Gonzaga (71-52) and Arizona State (83-79 in OT) at the Maui Invitational, at Utah State (59-54) and at SDSU. Including Monday's victory at UNLV, the Utes have had several big wins, most notably a triumph over then No. 1 Alabama (51-49) in the Huntsman Center on Dec. 30 and a 78-55 win over Arizona State at home on Dec. 7 to avenge their earlier loss to the Sun Devils. As a team, Utah scores 67.2 points to its opponents' 58.1 ppg and out rebounds the opposition, 34.1 rpg to 30.6. Utah shoots 46.7 percent from the floor, 37.2 percent from behind the arc, and 67.3 percent from the line. Utah opponents have only managed a combined 39.7 field goal percentage against Utah's excellent defense, including 32.9 percent from long range. In eight of Utah's 13 wins, the Utes have held their opponent to under 40 percent shooting from the field. The Runnin' Utes entered the week ranked ninth in the NCAA in scoring defense. The Utes have shot 48 percent in its wins to their opponents' 38 percent. After the Utes had their worst shooting day of the season against San Diego State last Saturday, hitting just 35.3 percent from the field (18-of-51), Utah shot 50 percent vs. UNLV Monday while the Rebels managed 37.5 percent. In its four losses, the Utes have been outshoot 44.5 to 42.9 percent. The Utes have outrebounded their opponents in 12 of the 13 wins. The exception was a 32-30 deficit in the win over Alabama. Overall, the Utes are giving up 14.1 turnovers per game while forcing basically the same (14.0) from their opponents. Utah averages 14.4 assists per game. Utah is 9-0 at home this season, 3-2 on the road and 1-2 on neutral courts. Three Utes are averaging double figures in scoring. Junior guard Nick Jacobson (6-4, 200) leads the way in scoring average (12.5 ppg), and is shooting 42.2 percent from three-point range (43-for-102) and 87.5 percent from the free throw line. Junior center Tim Frost (6-10, 236) is second in both scoring (12.4 ppg) and rebounding (4.6 rpg). Senior forward Britton Johnsen (6-10, 210) is third in scoring (12.1 ppg) and first in rebounding (6.5 rpg). Freshman point guard Tim Drisdorn (6-3, 203) leads the Utes in assists (3.6 apg) and is shooting 46.9 percent (15-32) from beyond the arc. Johnsen, named to the Wooden Award Preseason All-America Team, returned to the Ute lineup against Alabama on Dec. 30 and has played in the last six games since missing two games after he tore a ligament in his right thumb against Utah State on Dec. 17. He had surgery the next day. Last year's MWC Player of the Year, Johnsen is one of 50 players in the nation considered an early candidate for John R. Wooden Award, presented annually to college basketball's player of the year. He had his best offensive output since returning from the injury last Saturday against San Diego State when he had a game-high 16 points, shooting 5-of-11 from the field, 2-of-4 from three-point range and 4-of-6 at the line. Johnsen also led the Utes with seven rebounds and three steals in 31 minutes. He had nine points and seven boards vs. UNLV Monday. The hottest Ute coming into Saturday's game is reserve guard Marc Jackson. He had a career-best six assists and a then career-high 11 points against San Diego State on Saturday in 27 minutes, shooting 2-of-3 from the field, 1-of-2 from three-point range and 6-of-7 at the line. He turned in an even better performance Monday in 25 minutes at UNLV with a new personal-best 21 points on 6-of-7 shooting, 2-of-3 on threes, and 7-of-9 from the line. Overall, he averages 5.9 points on the year, fifth on the team.

UTAH'S PROBABLE STARTERS

POS.	#	NAME	HT.	WT.	YR.	PPG	RPG	OTHER
F	21	Trace Caton	6-4	211	Sr.	4.4	2.8	.833 FT percentage
F	31	Britton Johnsen	6-10	210	Sr.	12.1	6.5	team-best 18 steals
C	54	Tim Frost	6-10	236	Jr.	12.4	4.6	.414 3FG percentage
G	15	Nick Jacobson	6-4	200	Jr.	12.5	2.6	.875 FT% / .422 3FG%
G	11	Tim Drisdorn	6-3	203	Fr.	5.2	3.6	3.6 apg

SERIES TIDBITS

BYU and Utah will meet for the 233rd time Saturday. The series ranks 10th in the NCAA record book in terms of most games in a rivalry and is the 11th longest running rivalry dating back to 1909. Amazingly, the series is tied 116-116. The two teams have split with home wins the past two seasons and BYU has won three of the last five with its 58-54 win at the 2000 MWC tournament semifinals. That win ended a string of 12 straight Utah wins, its longest in the series, including five straight Utah wins in Provo. Utah has only led in the series two times. Utah swept the regular season series in 2000 to take its first lead in the overall series since it began in 1909 and again held a one-game edge last year with its win in Salt Lake City before the Cougars staged second-half comeback from 21 points down to even the series again at 116-116. Utah is the opponent BYU has played the most in its history (232 games) and is BYU's second longest running series (Utah State series began in 1905 and includes 219 games). BYU won the inaugural game, 32-9 in Provo, on Jan. 23, 1909, and won again on March 5 of that year, 40-27, in SLC on its way to winning the first eight games against the Utes. BYU has a current two-game streak in Provo and is 65-46 overall as the home team vs. Utah, with two of those wins taking place in Salt Lake City. The Utes have won eight straight at the Huntsman Center. BYU's last win at Utah was a 64-62 victory on Jan. 8, 1994. That win started a four-game BYU winning streak that preceded Utah's 12-game streak.



2002-03 BYU NUMERICAL ROSTER

NO.	NAME	POS.	HT.	WT	YR.	EXP.	HOMETOWN (PREVIOUS SCHOOL)	PLAYER NOTE
2	Travis Hansen	G/F	6-6	210	Sr.	2L	Orem, Utah (Utah Valley State College)	BYU's leading scorer (15.5) and assist man (2.7)
3	Mark Bigelow	F/G	6-7	195	Jr.	2L	Olympia, Wash. (Olympia HS)	Second-leading scorer (13.2) and top three-point shooter (36)
4	Luiz Lemes	G	6-3	180	Jr.	TR	Sao Paulo, Brazil (E. Oklahoma State)	JC transfer played 3 minutes at SDSU; missed prior two games
5	Jake Shoff	F/C	6-9	265	Jr.	TR	Alpine, Utah (Weber State)	Has one start (Weber State); shooting .583 from the floor
10	Terry Nashif	G	5-10	165	So.	1L	Vancouver, Wash. (Evergreen HS)	Started last three games; had career-high 11 points at SDSU
12	Marc Roberts	G	6-3	205	So.	1L	Provo, Utah (Timpview HS)	Came off a redshirt to play in three of last four games
14	Ricky Bower	G	6-4	185	Jr.	TR	Meridian, Idaho (Wisconsin)	Top reserve shoots 45 percent, including 43 percent on threes
15	John Allen	F	6-7	215	So.	1L	Houston, Texas (Mayde HS)	Shooting 7-11 on threes and perfect 18-18 from the line
24	Kevin Woodberry	G	6-0	170	Jr.	TR	Phoenix, Ariz. (Dixie State College)	Dished out 28 assists with 10 turnovers in last 10 games
32	Bart Jepsen	F	6-9	235	Jr.	2L	Roswell, N.M. (Roswell HS)	Played in 11 games; had 5 points with 3 rebounds vs. SUU
40	Dan Howard	C	7-0	225	Jr.	2L	Kaysville, Utah (Davis HS)	Played in 15 games; career-best 11 pts in season opener
52	Jared Jensen	F/C	6-9	250	So.	1L	West Haven, Utah (Fremont HS)	2002 MWC Co-Freshman/Year had career-high 3 assists at SDSU
55	Rafael Araujo	C	6-11	265	Jr.	TR	Sao Paulo, Brazil (Arizona Western College)	NJCAA All-American leads MWC in rebounds at 9.1 ppg

PLANNING TO REDSHIRT

13	Austin Ainge	G	6-1	175	Fr.	HS	Gilbert, Ariz. (Highland HS)	Returned missionary will redshirt; now back from broken thumb
34	Jermaine Odjegba	G	6-5	190	Fr.	HS	Lake Park, Fla. (Palm Beach Gardens HS)	True freshman will redshirt

Head Coach: Steve Cleveland , UC Irvine, 1976 (sixth season)

Associate Head Coach: Dave Rose, Houston, 1983

Assistant Coaches: Andy Toolson, BYU, 1990; John Wardenburg, BYU, 1986

Director of Basketball Operations: Nate Call, BYU, 1993

BYU PLAYER SEASON/CAREER HIGHS

#	PLAYER	POINTS	REBOUNDS	ASSISTS (^ BLOCKS)
2	HANSEN, Travis Career:	23 at Arizona State 30 at Pepperdine (2002)	12 vs. St. Bonaventure 17 at Pepperdine (2002)	5 vs. Toledo, vs. UCSB, vs. Pepperdine same (four times)
3	BIGELOW, Mark Career:	21 at Creighton, vs. UNLV, at SDSU 33 at Washington State (1998-99)	8 vs. San Diego 14 (twice- 1998-99)	5 vs. San Diego 6 (twice-1998-99)/(9 steals, BYU record)
4	LEMES, Luiz Career:	7 vs. Rice same	2 vs. Rice, vs. Pepperdine same	2 vs. Rice same
5	SHOFF, Jake Career:	15 vs. Pepperdine same	5 vs. Pepperdine same	2 vs. Utah State same
10	NASHIF, Terry Career:	11 at San Diego State same	5 vs. Rice same	7 vs. UNLV same
12	ROBERTS, Marc Career:	6 at Weber State same (twice)	3 at Weber State same	2 vs. Idaho State same (also at Wyoming on 2-26-00)
14	BOWER, Ricky Career:	13 vs. Idaho State same	5 vs. St. Bonaventure, vs. SUU same	4 at Creighton, vs. UCSB, vs. SUU same
15	ALLEN, John Career:	8 at Arizona State, SUU 10 at Notre Dame (1999-00)	4 vs. St. Bonaventure same	2 vs. Southern Utah same / ^ 1 vs. So. Ill. (99-00)
24	WOODBERRY, Kevin Career:	12 vs. Utah State same	4 at Arizona State, vs. Idaho St. same	6 vs. Utah State, SUU/(4 steals vs. USD) same
32	JEPSEN, Bart Career:	7 vs. Rice same (three times)	3 vs. Southern Utah, vs. Pepperdine 9 vs. Washington (1997-98)	- 2 - twice / ^ 3 vs. UTEP (1998-99)
40	HOWARD, Dan Career:	11 vs. Toledo same	2 (five times) last vs. Idaho St. 7 at SDSU (2002)	1 vs. Kansas State, at Creighton same (twice) / ^ 2 - twice (2002)
52	JENSEN, Jared Career:	18 vs. Rice 20 at Air Force (2002)	7 vs. Idaho State 10 vs. Creighton, CSUN (2002)	3 at San Diego State same/ ^ 2 (4 times)
55	ARAUJO, Rafael Career:	24 at San Francisco same	17 at San Francisco same	3 (3 times)/^ 3 at ASU/ (4 steals v. Idaho St.) same





BYU BASKETBALL ON KSL

The "Voice of the Cougars" is KSL Newsradio 1160's Greg Wrubell. He is in his seventh season as the play-by-play voice of BYU basketball. Wrubell, also the voice of BYU football, is joined by color analyst Mark Durrant, a four-year BYU basketball letterman who graduated in 1995 as a three-time Academic All-WAC forward. KSL Newsradio 1160 AM in Salt Lake City is the flagship of the Cougar Sports Network. Network Stations are located in:

- Salt Lake City, UtahKSL 1160 AM
- St. George, UtahKDXU 890 AM
- Manti, UtahKMXU 105.1 FM
- Jerome, IdahoKART 1400 AM
- Boise, IdahoKIOV 1450 AM
- Blackfoot, IdahoKPLV 105.5 FM
- Idaho Falls, IdahoKBLL 1620 AM
- Las Vegas, NevadaKSHP 1400 AM

COACH CLEVELAND'S RADIO SHOW

BYU coach Steve Cleveland joins Sports Final host Bill Riley live each Wednesday from 7-8 p.m. on KSL Newsradio 1160 to talk Cougar basketball. The Steve Cleveland Show gives Cougar fans an opportunity to hear the coach discuss recent games and upcoming opponents. Bill Riley can be heard on Sports Final week nights from 7-9 p.m.

COACH CLEVELAND'S TV SHOW

BYU coach Steve Cleveland joins SportsBeat Sunday anchor Tom Kirkland each Sunday evening at 11:15 p.m. for the Steve Cleveland Show live on KSL-TV, channel 5. Coach Cleveland reviews the past week's games while looking ahead to the next outing. The 15-minute program also includes a feature on a BYU player.

2002-03 BYU STARTING LINEUPS

Opp.	PG	SG	SE	PF	C
v. Toledo	Woodberry	Hansen	Bigelow	Jensen	Araujo
v. KSU	Woodberry	Hansen	Bigelow	Jensen	Araujo
v. SBU	Woodberry	Bower	Bigelow	Hansen	Araujo
RICE	Woodberry	Hansen	Bigelow	Jensen	Araujo
@ASU	Woodberry	Hansen	Bigelow	Jensen	Araujo
@CU	Woodberry	Hansen	Bigelow	Jensen	Araujo
USD	Woodberry	Hansen	Bigelow	Jensen	Araujo
USU	Woodberry	Hansen	Bigelow	Jensen	Araujo
UCSB	Woodberry	Hansen	Bigelow	Jensen	Araujo
@USF	Woodberry	Hansen	Bigelow	Jensen	Araujo
SUU	Woodberry	Hansen	Bigelow	Jensen	Araujo
PEPP	Woodberry	Hansen	Bigelow	Jensen	Araujo
v. OSU	Woodberry	Hansen	Bigelow	Jensen	Araujo
@WSU	Woodberry	Hansen	Bigelow	Shoff	Araujo
ISU	Nashif	Hansen	Bigelow	Jensen	Araujo
UNLV	Nashif	Hansen	Bigelow	Jensen	Araujo
@SDSU	Nashif	Hansen	Bigelow	Jensen	Araujo

BYU STARTING LINEUP (RECORD)

Woodberry, Hansen, Bigelow, Jensen, Araujo	9-3
Nashif, Hansen, Bigelow, Jensen, Araujo	3-0
Woodberry, Bower, Bigelow, Hansen, Araujo	1-0
Woodberry, Hansen, Bigelow, Shoff, Araujo	0-1

BYU'S LAST GAME – BIGELOW LEADS BYU TO WIN AT SDSU MONDAY

SAN DIEGO (January 20, 2003) -- BYU got a big night from Mark Bigelow as the Cougars beat the San Diego State Aztecs, 80-69, at Cox Arena Monday. With the win, the Cougars improved to 13-4 overall and 2-0 in MWC play. With 15:51 in the first half, Bigelow tied BYU assistant coach Andy Toolson with his 141st career three-pointer. Minutes later at 13:59, Bigelow became BYU's all-time leader on another bomb assisted from Terry Nashif following a steal by Rafael Araujo. Bigelow put down three more triples on the night to equal his single-game career high of five and bring his career total to 145 threes. BYU hit its first seven three-pointers and was 8-of-10 in the first half to build a lead as large as 19 points. After trailing 7-5 early, the Cougars went on a 25-4 run over the next seven minutes and earned its largest lead of the game at 30-11 on a Ricky Bower trey with 9:28 to play first half. SDSU fought back, outscoring BYU 20-11 the rest of the first half, including a Deandre Moore three just before the buzzer, to cut the Cougar lead to 10 at the break. The Aztecs out-rebounded BYU and held Araujo and Jared Jensen to 15 points combined with constant double and triple teaming, but could not overcome the Cougars' hot outside shooting. "We knew that SDSU would double team the post and leave our shooters open," said BYU head coach Steve Cleveland. With Araujo on the bench in foul trouble, BYU looked to its perimeter shooting. The Cougars shot 10-17 from behind the arc for 58.8 percent for the game. Overall BYU shot 48.9 percent from the field. Bigelow scored over 20 points for the second straight game by equaling his season high of 21 points. For Bigelow, it's the fourth time in his career he has produced back-to-back 20-point games. Travis Hansen spent most of the game in foul trouble but played the last 10 minutes with four fouls. Hansen finished the game with 14 points and four rebounds. Guard Terry Nashif got the start again, guiding the Cougar offense and turning in a career-high 11 points on the strength of 3-for-3 three-point shooting. BYU scored 80 points for the fourth time this season -- winning all four games. The Cougars are 26-4 under Cleveland when they score over 80 points. "Anytime you score 80 points on the road that's pretty good in this league." Cleveland said. Senior guard Tony Bland led the Aztecs with 25 points. Center Mike Mackell took advantage in the paint while Araujo was on the bench scoring 18 points and grabbing six rebounds. "We got whipped by a pretty good team tonight," said SDSU head coach Steve Fisher. The Aztecs dropped to 11-5 overall and 1-1 in MWC play.

UP NEXT FOR BYU

BYU will have a week before hosting New Mexico at 1 p.m. on Saturday, Feb. 1 in the featured Mountain West Conference Game of the Week on ESPN+Plus (KJZZ-TV in Utah). The Cougars will then host Air Force Monday evening, Feb. 3, at 8:30 p.m. No television is scheduled.

COUGAR BRIEFING

Led by senior guard Travis Hansen, junior swingman Mark Bigelow and junior center Rafael Araujo, the Cougars (13-4) earned an 11-4 non-conference record and are 2-0 in MWC play. Hansen leads the team in scoring (15.5) and assists (2.7) and is second in rebounding (4.6), Bigelow is second in scoring (13.2) and the team's top three-point shooter (36-76, .474), while Araujo has come on strong as the third-leading scorer (11.9) while leading the MWC in rebounds (9.1). Sophomore forward Jared Jensen adds 8.2 points and 3.8 rebounds and sophomore point guard Terry Nashif has started the last three games, setting career bests of 7 assists vs. UNLV and 11 points at San Diego State. Coach Cleveland has more talent on the bench this year. Junior guard Ricky Bower leads the reserves, averaging 6.4 points and shooting 43.2 percent from behind the arc. Kevin Woodberry, who has started in 14 games, adds 5.9 points. BYU is 8-0 at home and 5-4 away from the Marriott Center, including a 3-1 neutral record and 2-3 road mark.

PLAYER PERSONNEL

BYU coach Steve Cleveland has a deeper bench this year than he did last season. Cleveland has used four starting lineups. He has used the same starting five in 12 games, but has adjusted the lineup of late with Terry Nashif starting at point in the last three games. Sophomore guard Marc Roberts came out of a possible redshirt season after 13 games, playing at Weber State. Freshmen guards Austin Ainge and Jermaine Odjegba will redshirt.

WHO'S HOT

- Junior swingman Mark Bigelow equaled his season high of 21 points in each of the last two games, recording back-to-back 20-point games for the first time this year and fourth time of his career. He did it twice his freshman season and once last year. He tied a career-high five threes at San Diego State while becoming BYU's all-time three-point leader with 145 triples.
- Junior center Rafael Araujo has scored in double figures in nine of the last 11 games. He has scored 17 or more points in six of the last eight games. He has eight double-figure rebounding games this year. Araujo had his fifth double-double in the last eight games with team highs of 22 points and 15 rebounds vs. UNLV. Araujo recorded his fourth double-double of the year with a game-high 17 points and 10 rebounds against Idaho State. Araujo twice intercepted Bengal passes and dribbled the full length of the court for hammer dunks. The athletic, 6-foot-11 center finished the game with four steals. At SDSU Monday, he tied a career-best 3 assists while being double-teamed constantly, adding 8 points, 5 rebounds and 3 steals in 25 minutes.



BYU MARGIN OF VICTORY/DEFEAT

	WINS	LOSSES
1 point		
2 points		
3 points		
4 points	1	
5 points		
6 points		1
7 points		
8 points	1	
9 points	2	
10 points	1	1
11 points	1	
12 points		1
13 points	1	1
14 points		
15 points	2	
16-19 points	2 (16,19)	
20-24 points		
25-29 points		
30-plus points	2 (33,39)	

BYU'S 2002-03 RECORD WHEN ...

At home	8-0
On the road	2-3
On a neutral floor	3-1
On Television	5-1
On ESPN	0-0
On ESPN2	0-1
On ESPN+Plus	0-0
On SportsWest	3-0
On Monday	2-1
On Tuesday	0-0
On Wednesday	2-1
On Thursday	2-0
On Friday	1-0
On Saturday	6-2
Coming off a win	9-3
Coming off a loss	2-1
Had two or more days between last game	11-2
Had only one day between last game	0-2
Playing the next day after a game	2-0
BYU scores 100 or more points	0-0
BYU scores between 90-99 points	2-0
BYU scores between 80-89 points	3-0
BYU scores between 70-79 points	3-1
BYU scores between 60-69 points	5-3
BYU scores below 60 points	0-0
Opponent scores 90 or more points	0-0
Opponent scores between 80-89 points	0-1
Opponent scores between 70-79 points	1-3
Opponent scores between 60-69 points	5-0
Opponent scores between 50-59 points	6-0
Opponent scores below 50 points	1-0
BYU leads at half	9-0
Opponent leads at half	4-4
Score tied at half	0-0
BYU leads with 5 minutes left	13-0
Opponent leads with 5 min. left	0-4
BYU leads with 1 minute left	13-0
Opponent leads with 1 min. left	0-4
Score tied with 1 minute left	0-0
Game goes into overtime	0-0
BYU shoots 50 % or better	5-0
Opponent shoots 50 % or better	0-2
BYU out shoots opponent	13-1
Opponent out shoots BYU	0-3
BYU out rebounds opponent	10-3
Opponent out rebounds BYU	3-1
BYU and opponent tie in rebounds	0-0
vs. top-25 ranked opponent	0-0
vs. 2002 conference champions	4-1
vs. 2002 postseason teams	6-2

NATIONAL POLLS

BYU is back receiving votes after not receiving any votes the past two weeks after suffering its third loss of the year vs. Oklahoma State and fourth at Weber State. In this week's ESPN/USA Today Coaches Poll released prior to Monday's road win at San Diego State, BYU received four votes (No. 37). BYU did not receive votes in the Associated Press Poll for the third straight week. Two BYU opponents are in the top-25 of both polls. Creighton is ranking 9th (ESPN/USA Today) and 10th (AP) while Oklahoma State is rated 13th (AP) and 17th (ESPN/USA Today).

RPI AND SAGARIN RATINGS

BYU is the top-rated team in the Sagarin Ratings released after Tuesday's games, ranking 26th followed by Utah at No. 40, UNLV at 52 and Wyoming at 65. As a conference, the Mountain West has been rated as high as 6th but is now ranked 7th, with the Pac-10 in the No. 6 ranking. BYU is the top-rated MWC team in the RPI computed by CBS.Sportsline.com after Tuesday's results, with a No. 13 RPI rating, followed by Utah at 30, UNLV at 35 and Wyoming at 59. BYU also entered the week as the top-rated MWC team in the RPI compiled by Collegiate Basketball News. Updated only once a week, Collegiate Basketball News considered games through Sunday with BYU 18th, UNLV 29th, Utah 38th and Wyoming 61st.

MWC AND NCAA STATISTICS

BYU is ranked 16th in the NCAA statistics in three-point shooting (.401) and is rated 29th in free throw percentage (.741). Among MWC teams, BYU is the top free throw shooting team and also leads in scoring margin (+9.4) and three-point percentage defense (.282). Individually, Rafael Araujo is the top rebounder and ranks third in field goal percentage. Mark Bigelow is the top three-point percentage shooter (.474). In MWC games, BYU is at the top of the statistics in eight categories: scoring average (82.5), scoring margin (+9.5), free throw percentage (.791), three-point percentage (.552), steals (8.5), turnover margin (+4.50), assist/turnover ratio (1.26) and three-pointers made (8.0). Individually in MWC games, Terry Nashif is the top assist-maker (5.0) and three-point percentage shooter (1.000) while Araujo is tops in steals (3.0) and Bigelow is tied for first in free throw percentage (1.000). Bigelow is also third in scoring (21.0).

COUGARS PLAY TOUGH SCHEDULE

BYU has achieved a 13-4 record playing the toughest schedule of any Mountain West Conference team and among the toughest in the nation. BYU's schedule is currently rated the 7th toughest in the nation by Collegiate Basketball News and is considered the 13th most difficult schedule by CBS.Sportsline.com's computer analysis. The Sagarin Ratings rank BYU's schedule No. 22. After BYU, the next toughest MWC schedules belong to Utah (44th by Collegiate Basketball News and 51st by CBS Sportsline.com) and UNLV (75th by Sagarin). Of the 22 teams BYU will face on its regular season schedule this year, 16 have a winning record after Tuesday's play while five have losing records and one is at .500. BYU's opponents have combined to win 64 percent of their games thus far this year. BYU's four losses have been at Creighton (16-1), at USF (6-10), vs. Oklahoma State (15-1) in Oklahoma City and at Weber State (12-5).

LOOKING AT THE 2002-03 SCHEDULE

This year's schedule features 17 games against teams who qualified for postseason play last year and included playing in the University of The Virgin Islands Paradise Jam (U.S. Virgin Islands) and Touchstone Energy All-College Classic (Oklahoma City). BYU's non-conference schedule included teams from 10 different conferences. Overall, 12 teams earned postseason bids last season, seven advancing to the NCAA tournament and five playing in the NIT. Six teams earned a conference regular season or league tournament title and 12 placed in the top three in their league standings. In all, the schedule includes a total of 29 regular season games and two exhibitions. The Cougars will play 14 regular season games in the Marriott Center, where BYU owns the nation's longest active home-court victory streak. Excluding the MWC Tournament, BYU plays 15 road games, including 11 away contests and four neutral site games. The 2003 MWC Tournament takes place March 12-15 at the Thomas and Mack Center in Las Vegas. The Pac-10, Big 12, Atlantic 10, Big Sky, Big West, Mid-American, Mid-Continent, Missouri Valley, West Coast and Western Athletic are represented on the non-league schedule. Nine teams -- Arizona State, Creighton, San Diego, UC Santa Barbara, San Francisco, Utah State, Southern Utah, Weber State and Pepperdine -- were also on last year's nonconference schedule. BYU earned a 6-3 record in those games, losing at UCSB and dropping overtime games at both Utah State and Pepperdine.

70-POINT BAROMETER

BYU is 12-0 this year when holding opponents below 70 points but 1-4 when the opposition reaches the 70-point mark. In the five-plus season Steve Cleveland has been BYU's coach, the Cougars are 79-15 (.840) when holding opponents below 70 points. BYU's winning percentage drops off substantially when BYU opponents have scored between 70-79 points. BYU's record is 17-33 (.340) in those games during the Cleveland era.

MORE POINTS ON POINTS ...

WHEN BYU SCORES: (CLEVELAND ERA)

Points	Record
100 or above	2-0 (1.000)
90-99	7-0 (1.000)
80-89	26-4 (.867)
70-79	32-16 (.667)
60-69	28-26 (.519)

WHEN BYU ALLOWS: (CLEVELAND ERA)

Points	Record
40-49	16-0 (1.000)
50-59	33-3 (.917)
60-69	30-12 (.714)
70-79	17-33 (.340)



THE LAST TIME BYU HAD ...

4 PLAYERS SCORE IN DOUBLE FIGURES

1/16/03 vs. UNLV Araujo (22)
Bigelow (21), Hansen (20), Jensen (11)

5 PLAYERS SCORE IN DOUBLE FIGURES

12/28/00 at Weber State Wesley (18), Whiting
(15), Lyday (14), Hansen (12), Nielsen (12)

A PLAYER RECORD A DOUBLE-DOUBLE

1/16/03 vs. UNLV
Rafael Araujo, 22 points, 15 rebounds

TWO PLAYERS RECORD A DOUBLE-DOUBLE

1/23/99 vs. CS Northridge
Mark Bigelow 23 points, 11 rebounds
Nathan Cooper 15 points, 10 rebounds

TWO DOUBLE-DIGIT REBOUNDERS

11/25/02 vs. St. Bonaventure (at Paradise Jam)
Travis Hansen-12, Rafael Araujo-10

TWO PLAYERS FOULED OUT

1/20/03 at San Diego State
Rafael Araujo and Mark Bigelow

THREE PLAYERS FOULED OUT

12/22/00 vs. Iowa State (@Laie, Hawaii)
Nate Knight, Mekeli Wesley, Trent Whiting

A PLAYER EJECTED FROM THE GAME

11/23/02 vs. Kansas State
Travis Hansen (2 technical fouls)

A PLAYER RECEIVED A TECHNICAL FOUL

11/23/02 at San Francisco - Travis Hansen

AT LEAST TWO PLAYERS SCORED 20+ POINTS

1/16/03 vs. UNLV Rafael Araujo-22
Mark Bigelow-21; Travis Hansen-20

THREE PLAYERS SCORED 20+ POINTS

1/16/03 vs. UNLV Rafael Araujo-22
Mark Bigelow-21; Travis Hansen-20

TWO PLAYERS SCORED 25+ POINTS

3/1/01 at New Mexico
Terrell Lyday-26; Mekeli Wesley-25

A PLAYER SCORED 30+ POINTS

1/5/02 at Pepperdine
Travis Hansen-30

A PLAYER WITH 5 STEALS

1/2/02 vs. San Francisco - Matt Montague

A PLAYER HAD DOUBLE-DIGIT ASSISTS

3/14/02 vs. UC Irvine
Matt Montague-12

A PLAYER 100% AT FT LINE (MIN. 8 ATTS)

3/2/02 at Colorado St. - Jared Jensen (8-8)

A PLAYER 100% FROM FLOOR (MIN. 5 ATTS)

1/02/03 vs. Pepperdine
Jake Shoff (6-6)

A PLAYER 100% ON TREYS (MIN. 3 ATTS)

3/20/02 at SDSU - Terry Nashif (3-3)

NO PLAYER MAKE A TREY

11/22/96 vs. CS Fullerton (0-9)

LAST TIME OPPONENT DID NOT MAKE A TREY

12/14/02 Utah State (0-5)

BIGGEST BYU SCORING RUN OF THE SEASON

12/11/02 vs. San Diego (18-0)

STREAKS

BYU has won its last three games after ending its only losing streak this year, two games, with its win over Idaho State. BYU owns the nation's longest homecourt winning streak at 44 games. The Cougars have won 34 straight home games over a non-conference opponent and 18 consecutive vs. Mountain West Conference teams. The Cougars won five straight games overall to open this season, the longest overall streak since winning eight straight games last year in preseason. The Cougars won four straight away from home (3 neutral, 1 away) this year before losing their next four (3 away, 1 neutral) until winning at San Diego State Monday. The four wins away from home was the team's best streak away from home since BYU's 2001 NCAA team won five consecutive games (2 away, 3 at the MWC tournament) in March 2001. BYU has made a three-point shot in 196 consecutive games since going 0-9 in a 75-67 loss to CS Fullerton on Nov. 22, 1996.

SHOOTING, REBOUNDING SUCCESS

BYU has out shot 14 of 17 opponents this year (except USF, OSU, Weber State) and outrebounded 12 (except Creighton, USU, USCB, SDSU). BYU is shooting .477, including .402 on threes, while limiting opponents to .405 shooting from the floor and only .282 on threes. BYU averages 35.2 boards to its opponents' 31.8. BYU has shot 45 percent or better in 12 games this year (losing only once at Creighton), including a string of six straight until shooting a season-low 36.5 percent at USF. BYU rebounded to shoot 58 percent (SUU) and 54.2 percent (Pepperdine) in its next two games. BYU shot 58.3 percent vs. Idaho State, the fifth time this year, and fourth time at home, that BYU has shot better than 50 percent. BYU has shot 54 percent or better in three of its last four home games. BYU out boarded Idaho State 43-19.

FROM THE LINE

BYU topped 80 percent (27-33) free throw shooting for the sixth time this year vs. UNLV. BYU shot a season-high 85.2 percent from the line vs. UCSB, going 23-27. The Cougars have shot better than 70 percent in all but four games, a season-low 55.0 percent (11-20) vs. San Diego, 65.4 percent vs. Pepperdine, 65.7 percent at USF and 66.7 percent vs. Idaho State. Individually, eight Cougars are shooting 70 percent or better from the line, with seven topping 76 percent. John Allen is a perfect 18-18 while Ricky Bower is shooting 81.1 percent (41-46). BYU is shooting a MWC-leading 74.1 percent as a team.

DEFENSIVE NOTABLES

BYU has held 10 opponents to 42 percent or lower shooting, and has held five opponents below 35 percent shooting. BYU held Pepperdine, coming in shooting 47.1 percent, to its second-lowest percentage of the year at 34.5 percent. BYU held UCSB, a team that came in after seven games shooting 50.3 percent from the floor and 45.5 percent on threes, to 36.5 percent and 26.1 percent on threes. BYU has held nine opponents this year to 60 points or less. BYU is 49-3 under Steve Cleveland when holding opponents below 60 points. BYU held USD to a BYU-opponent low of 49 points. On the year, BYU's defense yields a combined 64.5 points per game.

CONFERENCE OPENERS

BYU has won its Mountain West Conference opener all four years, defeating UNLV this year and San Diego State at home the prior two seasons. BYU upset UNLV in Las Vegas in 2000. BYU is 5-1 in conference openers under Steve Cleveland, with a 2-1 road record and 3-0 home mark.

COMBO GUARD MICHAEL ROSE SIGNS WITH COUGARS

During the early signing period in November, BYU signed Michael Rose, a 6-foot-1 combo guard out of Spring Woods High School in Houston Texas. A four-year starter, Rose averaged 16.3 points, five rebounds and three assists playing shooting guard as a junior. A preseason All Greater Houston First Team selection, Rose will play point guard his senior season. He has earned first-team All-District 21 5A honors the past two seasons and was the team MVP in 2002. He has helped his team to second-place District 21 finishes the past two years. In his first season, he was named District 21 Freshman of the Year. Rose has played four years on the Houston Hoops summer AAU team that also features top-five recruits Nndi Eby and Kendrick Perkins. As the team's starting shooting guard, Rose averaged 14 points and helped the team earn a No. 1 national rating for much of the summer. The team placed second at two of the nation's larger invitational tournaments, finishing as the runner-up at both the Nike Peach Jam in Augusta, Ga., and Nike Super Showcase in Orlando, Fla. A great shooter, Rose is one of the 16 finalists still alive in Cuttino Mobley's Clutch City Shootout. Sponsored by the Houston Rockets and generating more than 300 participants, the Shootout allows Houston-area 4A and 5A high school basketball players the opportunity to compete in a series of three-point shooting contests. Rose is scheduled to shoot at halftime of the Rockets' Jan. 13 game. Earlier this month, he connected on 14 consecutive three-point shots during a scrimmage while scoring 56 points. Rose possesses a strong academic resume, ranking second in his class of 365 seniors. He was recruited by Houston, St. Louis, Utah State, Colorado State, Texas Christian, Texas A&M, Tennessee and Illinois. Rose was the only player to sign with BYU during the early signing period. He is the nephew of BYU Associate Head Coach Dave Rose.





MWC PLAYERS OF THE WEEK

Nov. 25 -- Brian Greene (Sr., F), Colorado State
 Dec. 2 -- Marcus Banks (Sr., G), UNLV
 Dec. 9 -- Ruben Douglas (Sr., G), New Mexico
 Dec. 16 -- Dalron Johnson (Sr., F), UNLV
 Dec. 23 -- Ronnie Clark (Sr., F), Colorado State
Dec. 30 -- Rafael Araujo (Jr., C), BYU
 Jan. 6 -- Uche Nsonwu-Amadi (Sr., C), Wyoming
 Jan. 13 -- Marcus Banks (Sr., G), UNLV
 Jan. 20 -- Brian Greene (Sr., F), Colorado State



BIGELOW SETS 3-POINT RECORD

PL	TREYS	PLAYER	YEARS
1	145	Mark Bigelow	99-02-03
2	141	Andy Toolson	85-88-89-90
3	127	Terrell Lyday	00-01

BIGELOW MOVING UP SCORING LIST

PL	POINTS	PLAYER	YEARS
1	2467	Danny Ainge	78-79-80-81
2	2319	Michael Smith	84-87-88-89
3	2285	Devin Durrant	79-80-83-84
4	1885	Russell Larson	92-93-94-95
5	1841	Fred Roberts	79-80-81-82
6	1824	Jeff Chatman	85-86-87-88
7	1740	Mekeli Wesley	98-99-00-01
8	1652	Kenneth Roberts	91-94-95-96
9	1512	Kresimir Cosic	71-72-73
10	1408	Jay Cheesman	74-75-76-77
11	1388	Andy Toolson	85-88-89-90
12	1375	Roland Minson	49-50-51
13	1337	Marty Haws	87-88-89-90
14	1317	Joe Nelson	47-48-49-50
15	1299	Dick Nemelka	64-65-66
16	1284	Alan Taylor	77-78-79-80
17	1218	Doug Richards	72-73-74
18	1205	Gary Trost	88-91-92-93
19	1195	Eldon Brinley	28-29-30-31
20	1156	Kari Liimo	67-68-69
21	1150	Elwood Romney	30-31-32-33
22	1143	Doug Howard	68-69-70
23	1128	Steve Schreiner	89-90-91
24	1117	Joe Richey	51-52-53
25	1108	Gary Earnest	59-60-61
26	1106	John Fairchild	64-65
27	1105	Terrell Lyday	00-01
28	1099	Mark Handy	74-75-76-77
29	1090	Mark Bigelow	99-02-03
30	1084	Mel Hutchins	48-49-50-51
31	1073	Randy Reid	93-94-95-96
32	1051	Scott Runia	77-78-79-80
33	1031	Bernie Fryer	71-72
34	1015	Dave Eastis	59-60-61

	863	Travis Hansen	01-02-03

NATION'S LONGEST HOME WINNING STREAK

BYU has a 44-game homecourt winning streak. The streak, which is a school record topping the 24 straight won between March 1994 and January 1996, is the longest current streak in the nation. BYU went 16-0 at home last season and was 15-0 the prior year. BYU has had a perfect home record seven seasons since the Marriott Center opened for the 1971-72 season. The past two years, however, marks the first time it has happened in back-to-back seasons. Last year's team tied the BYUsingle-season record with 16 home wins and was only the fourth Cougar squad to win more than 14 home games in a season. The 1987-88 Ladell Andersen squad went 16-2 in the Marriott Center. BYU's last home loss was on Feb. 17, 2000 when New Mexico edged the Cougars 78-74. BYU has won 18 straight at home over MWC teams since starting the victory streak with an 83-80 win over UNLV on Feb. 19, 2000. BYU has defeated 34 straight nonconference opponents in the Marriott Center since starting the streak with a 61-59 win over Utah State on Jan. 2, 1999. The last non-league foe to win in Provo was the California Bears, who edged BYU 71-70 on Dec. 19, 1998.

BIGELOW SETS CAREER THREE-POINT RECORD AT SAN DIEGO STATE

After tying a season-high 4 threes vs. UNLV, junior swingman Mark Bigelow equaled his career-best 5 triples in a game at San Diego State to surpass BYU assistant coach Andy Toolson as BYU's career three-point leader. Bigelow has 145 threes, topping Toolson's 141. Bigelow leads BYU with 36 threes this year while shooting a career-best 47.4 percent from long range. He has made a combined 42.3 percent (145-343) in his two-plus seasons.

BIGELOW, HANSEN MOVING UP SCORING CHARTS

Mark Bigelow become the 34th Cougar and only ninth junior to reach 1,000 career points vs. SUU. He moved from 31st place to 29th place with his 21 points at SDSU Monday. He needs 10 points to reach 1,100 points and pass Mark Handy (1,099), 16 points to surpass Terrell Lyday (1,105), 17 points to overtake John Fairchild and 19 points to pass Gary Earnest, which would put him among BYU's top-25 scorers. Senior Travis Hansen has 863 career points despite an injury-shortened first season at BYU as a sophomore. He will become the 35th Cougar to reach 1,000 points before the end of the regular season if he continues his team-leading scoring pace.

ARAUJO NAMED MOUNTAIN WEST PLAYER OF THE WEEK ON DEC. 30

BYU junior center Rafael Araujo was named Mountain West Conference Player of the Week on Dec. 30. It was Araujo's first player of the week honor of his career. Araujo, from Sao Paulo, Brazil (Arizona Western), averaged 20.5 points and 12 rebounds and shot 61.3 percent (19-of-31) from the field and averaged two steals per game. In the 84-72 loss at San Francisco, Araujo recorded his first Division I double-double with career-highs of 24 points and 17 rebounds in 28 minutes of action. He went 11-for-20 from the field (55 percent) and registered a career-high three steals. The 17 boards and 11field goals are both currently tied for the second-highest output by an MWC player this year. Araujo led the Cougars in scoring for the second straight game with 17 points on 8-of-11 field goals and seven boards in the 93-60 win over Southern Utah.

BYU SETS THREE-POINT RECORD IN WIN OVER SOUTHERN UTAH

BYU set a new school record for three-pointers made in a game, going 14-24 (.583) vs. Southern Utah's match-up zone. Seven Cougars made a trey with six players' only field goals being triples.

COUGARS WIN PARADISE JAM TITLE

BYU started the season by winning the University of the Virgin Islands Paradise Jam title. Played in St. Thomas, the Paradise Jam featured six teams in a three-game format. BYU earned the title with wins over Toledo, Kansas State and St. Bonaventure. The Bonnies finished the second-year tournament 2-1 with a win over Virginia Tech, who also finished 2-1. Kansas State and Toledo went 1-2 and Michigan 0-3.

HANSEN, BIGELOW EARN PARADISE JAM AWARDS

Leading BYU to the University of the Virgin Islands Paradise Jam title, Travis Hansen and Mark Bigelow were named to the Paradise Jam All Tournament Team. Others selected to the team were Pervis Pasco of Kansas State, Nick Moore of Toledo, Terry Taylor of Virginia Tech and tournament MVP Marques Green of St. Bonaventure.

RECORD JAM DEFENSE

BYU set the Paradise Jam tournament record for fewest average points allowed by giving up only 59 points per game in its three tournament wins. The previous record was LaSalle's 62.7 points allowed over three tournament games last year. In the championship game, BYU held St. Bonaventure, who came into the title showdown having scored 91 and 89 points in its first two games, to 57 points and 28 percent shooting. BYU held Toledo to 34.6 percent shooting and 56 points and allowed only 40.4 percent shooting and 64 points by Kansas State. Combined, BYU's Paradise Jam opponents shot 33.9 percent from the floor, including 31.8 percent on threes.

RARE HAPPENING

When Utah State did not connect on a three-point attempt, going 0-5, against BYUon Dec. 14 it marked the first time a BYU opponent has failed to make a three-pointer since Oklahoma went 0-9 vs. the Cougars in the 1992 Maui Classic on Dec. 21, 1992.



**MWC STANDINGS**

Pl.	Team	MWC	Overall
1.	Wyoming	2-0	14-3
	BYU	2-0	13-4
	Colorado State	2-0	13-4
4.	San Diego State	2-1	11-5
5.	Utah	1-1	13-4
6.	UNLV	0-2	11-4
	New Mexico	0-2	5-9
8.	Air Force	0-3	9-7

BYU - UNIVERSITY INFO

Location: Provo, Utah (84602)
 Founded: Oct. 15, 1875
 Elevation: 4,553 feet
 Enrollment: 32,122 (daytime)
 Nickname: Cougars
 Mascot: Cosmo
 Colors: Dark Blue, White and Tan
 Arena (Capacity): Marriott Center (22,700)
 Affiliation: NCAA Division I
 Conference: Mountain West Conference
 President: Merrill J. Bateman (Utah, 1960)
 Men's Athletics Director: Q. Val Hale (BYU, 1981)
 Athletic Website: byucougars.com
 Tickets: 378-BYU1 or 1-800-322-BYU1

BYU COACHING STAFF

Head Coach: Steve Cleveland
 Alma Mater (year): UC-Irvine (1976)
 Record at school (years): 98-73 (6th year)
 Career record (years): (same)
 Office phone for head coach: 801-378-3612
 Best time/day to reach coach: Call SID
 Basketball Office Fax: (801) 378-5965
 Assistant coaches (Alma Mater/year)
 Dave Rose (Houston, 1983)
 Andy Toolson (BYU, 1990)
 John Wardenburg (BYU, 1986)
 Director of Basketball Operations:
 Nate Call (BYU, 1993)

BYU TEAM INFO

2001-2002 Overall Record: 18-12
 Conference record/finish: 7-7 (T-4th)
 2002 Postseason: (1-1)
 NIT second round - lost at Memphis
 2002 Final Ranking: N/A
 Starters Returning/Lost: 3/2
 Lettermen Returning/Lost: 8/7
 Redshirts Returning: 2
 Newcomers: 5

BYU HISTORY – CELEBRATING 100 YEARS

First Year of Basketball: 1903
 Overall All-Time Record: 1440-926 (.608)
 Winning Seasons: 80 (last 2002)
 Conference Championships: 25 (last 2001)
 Postseason Appearances (record): 28 (23-29)
 Total NCAA Appearances (Record): 19 (11-22)
 Last NCAA Appearance: 2001
 Result: (0-1) Lost, NCAA First Round in San Diego vs. Cincinnati, 84-59
 Total NIT Appearances (Record): 9 (12-7)
 Last NIT Appearance: 2002
 Result: (1-1) Def. UCIrvine, 78-53
 Lost, at Memphis, 80-69

MWC TEAMS HAD STRONG NON-CONFERENCE SEASON

During non-league play the Mountain West Conference proved that the predictions are true of this being the best, top-to-bottom, the league has been in its four years. Frank Burlison, the respected national college basketball writer for Foxsports.com, was quoted by Steve Guiremand in the Las Vegas Sun, stating, "To me it's pretty clear-cut that (the Mountain West Conference) is the best conference in the West this year. It's better than the Pac-10." Six of eight MWC teams had 10 or more wins and seven have at least nine wins. The league's worst record was New Mexico's 5-8 mark but the Lobos have one of the top players in the league in Ruben Douglas and showed at Tennessee in a closely contested defeat that they are not going to be push-overs. Five teams had 11 or more wins, including 12-3 Wyoming, who won nine straight before losing at No. 14 Kansas. Playing a greater percentage of non-conference road games than the Big East, SEC, Pac-10, Big Ten, Big 12 and ACC, MWC teams achieved a 14-18 road record (44 percent) - the highest non-conference road winning percentage in the league's history. The non-league road record ranked third nationally behind only the Big 12 (16-8) and ACC (6-6).

BYU PLAYED MAJORITY OF NON-CONFERENCE GAMES AWAY FROM HOME

BYU played eight games away from home and seven in the Marriott Center during the non-conference schedule, earning an 11-4 overall record with a perfect 7-0 home mark and a 4-4 record away from Provo. Wyoming was the only Mountain West team to play as many road games during the preseason as BYU. The Cowboys were also the only MWC team to win more non-league games away from home, going 5-3. The Cougars earned their 4-4 record playing the toughest non-league schedule of any MWC team. Air Force played seven road games, going 3-4; Utah played six, going 3-3; SDSU, UNLV and CSU all played half as many road games as BYU, earning 3-1, 3-1 and 0-4 records, respectively. New Mexico played the fewest road games, going winless in three games away from The Pit.

BYU ON THE ROAD

BYU is 2-3 on the road this year, with a three-game road losing skid sandwiched between victories at Arizona State and San Diego State. Counting neutral court games, BYU is 5-4 away from the Marriott Center. With its three wins at the Paradise Jam – BYU achieved its first win streak away from home since the end of the 2001 season.

BYU VS. ITS CONFERENCE PEERS

BYU was picked to finish fourth this year in the Mountain West Conference by the league's media members. BYU has a won 58.4 percent (420-299) of its games all-time vs. MWC opponents. As an overall athletic program, BYU has dominated the Mountain West in its first three seasons, winning 63 percent of all MWC titles.

CLEVELAND'S CONFERENCE RECORD

After opening MWC play with two wins, BYU coach Steve Cleveland has evened his conference (WAC/MWC) record is 36-36. Taking over after BYU's 1-25 season, Cleveland improved BYU's conference record in each of his first four seasons and exceeded many expectations with only one returning starter on last year's team that finished fourth with a 7-7 record. This is the fifth time Cleveland has had a .500 conference record (1-1, 2-2, 29-29, 34-34, and 36-36). With a win against Utah he can achieve his first winning conference record since early in his first season. He has had an overall winning conference record twice (1-0, 2-1). Cleveland is 23-18 (.561) in MWC games only.

CELEBRATING 100 YEARS OF BYU BASKETBALL

BYU is celebrating 100 years of basketball. Since the first season of BYU basketball in 1903, BYU entered this season having achieved a 1440-926 (.608) overall record with 21 different coaches at the helm. The combined efforts of these men have provided the Cougars with 80 winning seasons in 100 years. BYU has won 25 conference titles and made 28 postseason tournament appearances with 19 NCAA bids and nine NIT berths. The Cougars won the 1951 and 1966 NIT titles and advanced to the Elite Eight of the NCAA tournament in 1981, highlighted by Danny Ainge's length-of-the-court dash to defeat Notre Dame at the buzzer. Ainge was named the nation's top player as the John Wooden Award and Eastman Award winner. Twenty-three players have received All-America recognition while NBA teams have selected a Cougar 41 times in its annual draft. BYU has the nation's 11th longest rivalry, dating back to 1909, against the University of Utah. BYU and Utah have the 10th longest rivalry in terms of games played with 232 contests. Amazingly, the series is tied at 116-116. For more information on BYU's 100-year history, please consult the 2002-03 BYU media guide.

BYU AMONG TOP-40 ALL-TIME WINNINGEST BASKETBALL PROGRAMS

With its all-time record of 1440-926 (.608), BYU is the ranked 40th all-time in winning percentage among all Division I basketball programs. In terms of total wins, BYU is in the top 25. The Cougars have had 80 winning seasons in their 100-year basketball history and have made 28 post-season appearances, including 19 NCAA bids, and won 25 conference championships.



MARK BIGELOW / 6-7 • 195 • junior • forward/guard

Bigelow is an all-conference candidate who earned honorable mention All-MWC recognition last year as a sophomore and was BYU's leading scorer (15.0) and rebounder (6.3) and WAC Pacific Division Freshman of the Year and All-WAC Second Team in 1998-99 before going on a mission to Ft. Lauderdale, Fla. ... He is an excellent shooter and moves well without the ball ... This year Bigelow has reached double digits in 13 games and is the second-leading scorer (13.2) ... After not reaching double figure points in the prior two games, he tied his season-high 21 points in the last two games, the fourth time in his career and first time this year he has had back-to-back 20-point outings ... He tied a career-high 5 treys and became BYU's career three-point leader at SDSU, scoring 21 points on 8-16 shooting ... He went 7-7 from the line and made 4 treys on his way to 21 points vs. UNLV ... He has a team-leading 36 threes ... With 145 treys, Bigelow is BYU's career leader, passing current BYUassist coach Andy Toolson (141) ... With his four threes vs. SUU, he moved into second all-time at BYU in career treys, passing Terrell Lyday (127) ... Against SUU, he also became the 34th Cougars and only ninth junior to reach 1,000 career points ... Before not attempting a three for the first game of his career at ASU, he had connected from long range in 11 straight games dating back to last season ... He has made a three in his last seven games ... He made four triples at Creighton, scoring a season-high 21 points ... With BYU trailing 30-22, he made three consecutive treys to give BYU the lead at 31-30 ... He had a season-high 8 rebounds and 5 assists vs. USD ... He made 10 straight points for BYU vs. USU, the second time he has scored 10 straight Cougar points this year (also at Creighton) ... Mark has had his two worst shooting nights in losses at San Francisco and at Weber State ... He had his worst shooting night since going 0-4 vs. San Jose State during his freshman year with his 1-9 effort at USF ... He was 2-12 at Weber State.



3

CAREER HIGHS:

POINTS: 33 at Washington St.
FG MADE: 11 at Washington St.
FG ATT: 20 at Wash. St., CSUN
FG%: .800 (8-10) vs. UTEP
3FG MADE: 5 (3 times) last at San Diego State
3FG ATT: 10 vs. CSUN
3FG%: .750 (3-4) at Wash. St.
FT MADE: 11 (twice)
FT ATT: 11 (twice)
REB: 14 (twice)
ASSISTS: 6 (twice)
STEALS: 9 vs. Arizona (BYU record)
BLOCKS: 3 at UCSB, v. Creighton
MINUTES: 42 vs. Arizona

Mark Bigelow - 2002-03 Game-by-Game

Table with columns: Opponent, Date, GS, Min, FG FGA, Pct, 3FG FGA, Pct, FT FTA, Pct, REBOUNDS (Off, Def, Tot), Avg, PF, FO, A, TO, Blk, Stl, Pts, Avg. Includes totals row and Bigelow vs. Utah summary.

JARED JENSEN / 6-9 • 250 • sophomore • forward/center

Jensen enters his sophomore season as an all-conference candidate after earning MWC Co-Freshman of the Year honors ... He is a talented offensive player in the low-post who can also score with his jumper ... He finished first in the Mountain West Conference with a team-leading 59.1 field goal percentage last year ... This year Jensen is fourth on the team in scoring (8.2) and third in rebounding (3.8), having started in all but two games ... He didn't start vs. St. Bonaventure due to its guard-oriented pressing defense, but scored a team-high 15 minutes with 6 rebounds, including many key plays in the final minutes ... He returned to the starting lineup vs. Rice and had 18 points in 18 minutes on 6-for-6 shooting (first Cougar in nearly two years to be perfect with at least six attempts - Jake Shoff later went 6-6 vs. Pepperdine and Mark Bigelow 7-7 vs. UNLV) ... He scored seven straight points to give BYU a 13-point lead as part of an 18-1 first-half run that blew open the game vs. Rice ... He had his fourth straight double-digit scoring game at ASU and got BYU going early with 10 first-half points ... Since four straight double figure scoring games, he has only reached double-digits twice in the last 12 games, including eight straight until scoring 11 points vs. UNLV ... He had his worst shooting night of the season going 1-7 at SDSU but contributed with five points from the line, 3 rebounds and a career-high 3 assists ... His scoring production has dipped primarily because he has not gotten the same number of shots, due in large part to the emergence of center Rafael Araujo ... He had a season-high 7 boards vs. Idaho State ... He didn't start at Weber State in an effort to keep either Araujo or Jensen on the floor, but he played only 14 minutes and equaled a season-low 2 points ... After going 1-3 in the season-opener vs. Toledo, Jensen shot 50 percent or better in the next 12 games ... He has shot 50 percent or better in 14 games ... He is 24-34 (.706) in the Marriott Center this year ... He went 5-5 from the line vs. Utah State ... Both of his buckets and three of his four attempts vs. Oklahoma State were mid-range jumpers.



52

CAREER HIGHS:

POINTS: 20 at Air Force (2002)
FG MADE: 6 (5 times) last at ASU
FG ATT: 10 vs. USF, at AFA
FG%: 1.000 (6-6) vs. Rice
3FG MADE: --
3FG ATT: --
3FG%: --
FT MADE: 9 vs. SDSU
FT ATT: 12 vs. SDSU
FT %: 1.000 (8-8) vs. AFA, at CSU (2002)
REB: 10 vs. Creighton, CSUN (2002)
ASSISTS: 3 at San Diego State
STEALS: 2 vs. (four times)
BLOCKS: 2 (four times)
MINUTES: 32 at UCSB (2001-02), vs. UCSB 2002-03)

Jared Jensen - 2002-03 Game-by-Game

Table with columns: Opponent, Date, GS, Min, FG FGA, Pct, 3FG FGA, Pct, FT FTA, Pct, REBOUNDS (Off, Def, Tot), Avg, PF, FO, A, TO, Blk, Stl, Pts, Avg. Includes totals row and Jensen vs. Utah summary.



JOHN ALLEN / 6-7 • 215 • sophomore • forward

Allen returned this summer from two-year mission in El Salvador ... He is a good shooter who can play on the perimeter and has a nice feel inside ... He played in 18 games as a freshman at BYU in 1999-2000, averaging 1.9 points and 1.2 rebounds ... This year he played a career-high 23 minutes in BYU's season-opening win over Toledo ... He has played more or equaled his previous high of 14 minutes (vs. Notre Dame in 2000 NITquarterfinals) in four games this year ... He scored in each of the first five games, including a season-high 8 points at ASU, before going scoreless on 0-1 shooting at Creighton ... He has scored in the last six games he has played despite some limited minutes ... He did not play for the first time this year at SDSU ... He is 7-11 on threes and has hit timely treys for BYU this year ... He hit a big three after coming in once Travis Hansen was ejected with BYU trailing vs. Kansas State ... He hit his and BYU's only three at ASU, going 3-4 from the floor ... He went 1-5 on the night but hit a three at the end of the first half vs. San Diego that gave BYU momentum, bringing the Cougarsto within two points at the break ... He tied a season-high 8 points and had a career-best 2 assists vs. SUU in 12 minutes ... He also set career highs in free throws made and attempted going 5-5 vs. SUU ... He went 4-4 from the line at Weber State ... He is a perfect 18-18 on free throws this year.



John Allen – 2002-03 Game-by-Game


Opponent	Date	GS	Min	TOTAL		Pct	3FG	3-PTS		Pct	FT	REBOUNDS		Avg	PF	FO	A	TO	Blk	Stl	Pts	Avg	
vs Toledo	11/22/02	23	2	4	500	1	2	.500	0	0	.000	0	1	1	1.0	4	0	1	0	0	0	5	5.0

CAREER HIGHS:

POINTS: 10 at Notre Dame (3-22-00)
 FG MADE: 4 at Notre Dame (3-22-00)
 FG ATT: 5 at Notre Dame (3-22-00) vs. San Diego (12-11-02)
 FG%: .800 (4-5) at Notre Dame (3-22-00)
 3FG MADE: 2 at Notre Dame (3-22-00)
 3FG ATT: 3 at Notre Dame (3-22-00)
 FT MADE: 5 vs. SUU
 FT ATT: 5 vs. SUU
 FT %: 1.000 (5-5) vs. SUU
 REB: 4 vs. St. Bonaventure
 ASSISTS: 2 vs. SUU
 STEALS: 1 at Fla. Intl. (12-23-99), at USF vs. Pepperdine
 BLOCKS: 1 vs. So. Illinois (3-20-00)
 MINUTES: 23 vs. Toledo

BART JEPSEN / 6-9 • 235 • junior • forward

Jepsen was a key reserve who was one of seven players to appear in all 30 games last year ... The redshirt junior has valuable experience and excellent athletic ability ... He played as a freshman in Steve Cleveland's first season in 1997-98 while playing in 27 of 30 games, including nine starts ... This year Jepsen has played in 11 games ... He grabbed three rebounds in back-to-back games vs. SUU and Pepperdine despite playing no more than seven minutes in either game ... He scored 5 points and had 3 rebounds and 1 steal in 7 minutes vs. SUU after not seeing action in the two prior games ... He missed his first game since his freshman season vs. St. Bonaventure due to the Bonnies guard-oriented pressing defense the entire game ... He had played in 32 straight games since not playing vs. Tulsa as a freshman in the 1998 WAC Tournament in Las Vegas ... He played a season-high 12 minutes vs. Rice, going a career-best 3-3 and tying his career high with 7 points ... He made the second three-pointer of his career and his first since his freshmen season in 1997-98 when he connected on his only attempt vs. Rice ... He took only one three-pointer last year and is 1-2 this year after a miss vs. San Diego ... He is 2-12 on threes for his career ... Against Creighton he came in and hit a jumper when Jared Jensen was forced out of the game momentarily to have an injury attended to ... He went to the line for the first time this year vs. SUU, going 1-2 ... He has not played in the last two games and three of the last four.



Bart Jepsen – 2002-03 Game-by-Game

Opponent	Date	GS	Min	TOTAL		Pct	3FG	3-PTS		Pct	FT	REBOUNDS		Avg	PF	FO	A	TO	Blk	Stl	Pts	Avg
----------	------	----	-----	-------	--	-----	-----	-------	--	-----	----	----------	--	-----	----	----	---	----	-----	-----	-----	-----

CAREER HIGHS:

POINTS: 7 at UNLV (98), v. SDSU (2002), vs. Rice
 FG MADE: 3 at UNLV (98), v. SDSU (02), v. Rice
 FG ATT: 8 at UNLV
 FG%: 1.000 (3-3) vs. Rice
 3FG MADE: 1 at UNLV, vs. Rice
 3FG ATT: 4 at UNLV (98)
 FT MADE: 4 vs. Air Force (98)
 FT ATT: 4 vs. Air Force (98)
 FT %: 1.000 (4-4) v. Air Force(98)
 REB: 9 vs. Washington
 ASSISTS: 2 (twice)
 STEALS: 2 (twice)
 BLOCKS: 3 vs. UTEP (98)
 MINUTES: 35 at Tulsa (98)



MARC ROBERTS / 6-3 • 205 • sophomore • guard

Returned this summer from a two-year mission in Argentina ... He is an athletic player who has has one of the best vertical leaps on the team ... He excited fans as a freshman with his slashing dunks ... He is a good defender on the perimeter ... He played in 21 games as a freshman with one start, while playing a limited 4.3 minutes per game ... He considered a redshirt while getting back in playing condition after his missionary service and preseason knee surgery ... He had his knee scoped in October and sat out the first 13 games as a potential redshirt player ... He played his first game of the year at Weber State, equaling his career-high 6 points and setting a new personal-best 3 rebounds in 10 minutes vs. the Wildcats ... He also equaled a career-best of 2 field goals and 2-2 field goal percentage ... He tied a career-best 2 assists and played a career-high 14 minutes vs. Idaho State, surpassing the 11 minutes he played at UNLV in 2000 ... He didn't play vs. UNLV and appeared only briefly at SDSU.



Opponent	Date	GS	Min	TOTAL		3-PTS		Pct	FT	FTA	REBOUNDS				Avg	PF	FO	A	TO	Blk	Stl	Pts	Avg	
				FG	FGA	Pct	3FG				FGA	Pct	Off	Def										Tot
vs Toledo	11/22/02																							
vs Kansas State	11/23/02																							
vs St. Bonaventure	11/25/02																							
RICE	11/30/02																							
at Arizona State	12-04-02																							
at Creighton	12-07-02																							
SAN DIEGO	12/11/02																							
UTAH STATE	12/14/02																							
UC SANTA BARBARA	12/21/02																							
at Univ. of San Francisco	12/23/02																							
SOUTHERN UTAH UNIVERSITY	12/28/02																							
PEPPERDINE	01-04-03																							
vs Oklahoma State	01-08-03		10	2	2	1.000	0	0	.000	2	2	1.000	1	2	3	3.0	5	1	0	2	0	0	6	6.0
at Weber State	1/11/03		14	0	3	.000	0	2	.000	3	4	.750	0	0	0	1.5	3	0	2	4	0	1	3	4.5
IDAHO STATE	01/16/03																							
UNLV	01-20-03		0	0	0	.000	0	0	.000	0	0	.000	0	0	0	1.0	0	0	0	0	0	0	3.0	
at San Diego State																								
Totals		0	24	2	5	.400	0	2	.000	5	6	.833	1	2	3	1.0	8	1	2	6	0	1	9	3.0

Roberts vs. Utah Games-0 Did Not Play

CAREERHIGHS:


POINTS: 6 at CSU (2-24-00), at Weber St.
 FG MADE: 2 (three) last at Weber State
 FG ATT: 3 vs. UNLV (3-11-00), vs ISU
 FG%: 1.000 (2-2) three times, last at Weber
 3FG MADE: --
 3FG ATT: 2 vs. Idaho State
 3FG%: --
 FT MADE: 3 vs. Bowling Green (3-15-00), vs. Idaho State
 FT ATT: 4 (three times) last vs. Idaho State
 FT %: .750 (3-4) vs. B. Green (3-15-00), vs. Idaho State
 REB: 3 at Weber State
 ASSISTS: 2 at Wyoming (2-26-00), vs. ISU
 STEALS: 1 (three times) last vs. ISU
 BLOCKS: 1 vs. South Carolina St (12-18-99)
 MINUTES: 14 vs. Idaho State

Redshirting Players

AUSTIN AINGE / 6-1 • 175 • freshman • point guard

CAPSULE: Ainge returned from a two-year mission for the Church of Jesus Christ of Latter-day Saints in August A smart player and good leader, he is an outstanding three-point shooter with a crafty Jeff Hornacek-like runner in the lane ... He is a point guard who has a total understanding of the game and the unique ability to distribute the ball to teammates when they are ready to score ... He is the son of former BYU and NBA great and former Phoenix Suns coach Danny Ainge ... He prepped at Highland High Schol in Gilbert, Ariz., prior to serving his mission.


2002-03: Ainge will redshirt this year ... He broke his thumb the day before the team departed for the Paradise Jam and had surgery in Phoenix ... He has been able to practice again the past two weeks.



JERMAINE ODJEGBA / 6-5 • 190 • freshman • guard

CAPSULE: Jermaine Odjegba is a true freshman who prepped at Palm Beach Gardens High School in 2001-02 ... A 6-foot-5 shooting guard, he averaged 18 points, 8 rebounds and 5 assists while earning first-team all-conference and honorable mention all-state honors.

2002-03: Odjegba will redshirt this year.



Steve Cleveland is in his sixth year at the helm of the Cougars. During his tenure at BYU, Cleveland has proven to be a first-rate recruiter, an excellent coach and player developer, and above all, a winner.

Last year Cleveland guiding BYU to its third postseason tournament appearance in the last three years, advancing to the second round of the NIT before losing at eventual champion Memphis. In 2001, Cleveland guided BYU to its first NCAA tournament bid since 1995, its first conference regular season title since 1993 and its first conference tournament championship since 1992. While rebuilding a program that finished 1-25 before his arrival, he has posted records of 9-21, 12-16, 22-11, 24-9 and 18-12. Last year's team earned a victory over No. 13 Stanford and advanced to the NIT despite having lost four starters, six of its top seven players and 75 percent of its point production from the year before.

The 1999-2000 and 2000-2001 seasons both rank among of the school's best years ever in terms of wins. In fact, since BYU's first season in 1903, only five BYU teams have ever recorded more wins than the 24-9 team in 2000-01 and only seven have improved upon the 22-11 record in 1999-2000.

Cleveland has brought the magic of the Marriott Center back in Provo. The Cougars enter the 2002-03 season with the nation's longest home victory streak at 36 games, including back-to-back unbeaten seasons of 15-0 and 16-0. Cleveland's teams have traditionally been prepared to play their best at the end of the season. Last year BYU earned its third straight postseason tournament bid, winning in the first round of the NIT before losing at eventual NIT champion Memphis. In 2000-01, BYU won five straight games on the road to secure a share of the MWC regular season title and earn the automatic NCAA bid by claiming the MWC Tournament in Las Vegas. The Cougars won six of their last eight games the prior season, including two MWC tournament wins and two NIT victories. In Cleveland's

first year, BYU completed a rare sweep of New Mexico and UTEP on the road to earn a WAC tournament berth. The road sweep of New Mexico and UTEP was the first for BYU since 1990-91 and the 83-62 upset of No.15-ranked New Mexico in the Pit ended the Lobos' 41-

game home winning streak. In Cleveland's second season the Cougars had a blowout win over UTEP before a 90-74 conference tournament upset victory over TCU to achieve BYU's first conference tournament win since 1994.

Cleveland's teams have advanced to the finals of the MWC tournament in two of the three seasons the event has been played, winning the title in 2001.

As a recruiter, Cleveland has made a similar impact on BYU's program. Cleveland's recruits have proven they are not only committed to Cleveland's vision but also are the kind of players to help make that vision a reality in Provo. Cleveland and his staff have been able to attract top talent from Utah and beyond.

Cleveland has a string of top conference newcomers. Six players have earned conference newcomer honors in Cleveland's five years as the Cougar coach, including four who have been singled out as either the conference newcomer or freshman of the year.

- Jared Jensen (2001-2002 MWC Co-Freshman of the Year)
- Trent Whiting (2000-2001 MWC Newcomer Team, 2nd Team All-MWC)
- Terrell Lyday (1999-2000 MWC Newcomer of the Year, All-Tournament Team)
- Mark Bigelow (1998-99 WAC Freshman of the Year, Newcomer Team, 2nd Team All-WAC)
- Mekeli Wesley (1997-98 WAC Newcomer Team)
- Ron Selleaze (1997-98 WAC Newcomer of the Year, Newcomer Team, 2nd Team All-WAC)


In October 2001, Cleveland signed a multi-year contract extension with BYU. Before taking the helm with the Cougars on March 11, 1997, Cleveland compiled a 157-77 record at Fresno City College in Fresno, Calif. Cleveland was named coach of the year two times while at FCC and led the Rams to post-season playoffs in each of his seven seasons in Fresno. Cleveland coached 10 years at Fresno's Clovis West High School, compiling a 180-70 record.

PLAYING CAREER

Cleveland played college basketball at UC Irvine and was the Anteaters' MVP and leading scorer his senior season in 1975-76. Prior to attending UC Irvine, Cleveland was Fresno City College's Most Outstanding Player in 1973-74. Cleveland received a B.A. degree in social science from UC Irvine in 1976, and received a Master's in education administration from Fresno Pacific in 1979.

PERSONAL

Cleveland, 50, was born in the Los Angeles area and spent most of his life in Fresno, Calif. He served a full-time mission for the Church of Jesus Christ of Latter-day Saints to England from 1971-73. Cleveland was the first head basketball or football coach at BYU to have served a church mission. Cleveland and his wife Kip have three children: sons Casey (24) and Skyler (21) and daughter Katie (12).



CLEVELAND'S BYU LEDGER

BRIGHAM YOUNG UNIVERSITY

Year	W	L	Pct.	Conf.	Conf. Tourney	NCAA/NIT
2002-2003	13	4	.765	2-0	-	-
2001-2002	18	12	.600	7-7 (T-4th MWC)	0-1	1-1 NIT
2000-2001	24	9	.727	10-4 (T-1st)	3-0	0-1 NCAA
1999-2000	22	11	.667	7-7 (sixth MWC)	2-1	2-1 NIT
1998-1999	12	16	.429	6-8 (fifth WAC)	1-1	
1997-1998	9	21	.300	4-10 (sixth WAC)	0-1	
Totals	98	73	.573	36-36 (.500)	6-4 (.600)	3-3 (.500)



Individual Game Box Scores

2002-03 BYU Men's Basketball

BYU vs. Toledo @ Paradise Jam - Game #1

11/22/02 8:55 p.m.AST at St. Thomas, U.S. Virgin Islands

VISITORS: Toledo 0-1

Box score table for Game #1 showing player stats for Toledo and BYU.

Summary statistics for Game #1 including totals, percentages, and foul counts.

HOME TEAM: BYU 1-0

Box score table for Game #1 showing player stats for BYU.

Summary statistics for Game #1 including totals, percentages, and foul counts.

Officials: (R) Karl Hess, (U) Tony Greene, Pat Adams

Technical fouls: Toledo-TEAM, BYU-None

Attendance: 2153

Score by Periods 1st 2nd Total

Toledo 29 27 56

BYU 36 35 71

2002 Paradise Jam Basketball Tournament, presented by Basketball Travelers.

Points in the paint-TOL22,BYU20. Points off turnovers-TOL10,BYU17.

2nd chance points-TOL7,BYU13. Fast break points-TOL6,BYU2.

Bench points-TOL9,BYU29. Score tied-1 time. Lead changes-5 times.

BYU vs. Kansas St. @ Paradise Jam - Game #2

11/23/02 6:15 p.m.AST at St. Thomas, U.S. Virgin Islands

VISITORS: BYU 2-0

Box score table for Game #2 showing player stats for Kansas State and BYU.

Summary statistics for Game #2 including totals, percentages, and foul counts.

HOME TEAM: Kansas State 0-1

Box score table for Game #2 showing player stats for BYU.

Summary statistics for Game #2 including totals, percentages, and foul counts.

Officials: (R) Mike Wood (U) Manny Upton, Keith Maxwell

Technical fouls: BYU-HANSEN, Travis, Kansas State-None.

Attendance: 13323

Score by Periods 1st 2nd Total

BYU 31 42 73

Kansas State 36 28 64

2002 Paradise Jam Basketball Tournament, Presented by Basketball Travelers

BYU--#2 Travis Hansen ejected at 8:48 in the second half.

Points in the paint-BYU16,KANSST 30. Points off turnovers-BYU9,KANSST 15.

2nd chance points-BYU3,KANSST 9. Fast break points-BYU9,KANSST 9.

Bench points-BYU15,KANSST 37. Score tied-7 times. Lead changes-4 times.

BYU vs. St. Bonaventure @ Paradise Jam - Game #3

11/25/02 8:15 p.m.AST at St. Thomas, U.S. Virgin Islands

VISITORS: St. Bonaventure 2-1

Box score table for Game #3 showing player stats for St. Bonaventure and BYU.

Summary statistics for Game #3 including totals, percentages, and foul counts.

HOME TEAM: BYU 3-0

Box score table for Game #3 showing player stats for BYU.

Summary statistics for Game #3 including totals, percentages, and foul counts.

Officials: (R) Karl Hess, (U) Tony Greene, Pat Adams

Technical fouls: St. Bonaventure-None, BYU-None.

Attendance: 2473

Score by Periods 1st 2nd Total

St. Bonaventure 34 23 57

BYU 28 38 66

Championship game of the 2002 Paradise Jam Tournament.

Points in the paint-STBON 16,BYU32. Points off turnovers-STBON 14,BYU14.

2nd chance points-STBON 15,BYU15. Fast break points-STBON 2,BYU4.

Bench points-STBON 17,BYU24. Score tied-5 times. Lead changes-7 times.

BYU vs. Rice - Game #4

11/30/02 7:05 pm at Marriott Center, Provo, UT

VISITORS: RICE 2-2

Box score table for Game #4 showing player stats for Rice and BYU.

Summary statistics for Game #4 including totals, percentages, and foul counts.

HOME TEAM: BRIGHAM YOUNG Cougars 4-0

Box score table for Game #4 showing player stats for BYU.

Summary statistics for Game #4 including totals, percentages, and foul counts.

Officials: Bill Gracey, Bobby McRoy, Kelly Self

Technical fouls: RICE-None, BRIGHAM YOUNG Cougars-None.

Attendance: 13323

Score by Periods 1st 2nd Total

RICE 29 27 56

BRIGHAM YOUNG Cougars 56 39 95

Points in the paint-RICE 8,BYU26. Points off turnovers-RICE 10,BYU30.

2nd chance points-RICE 13,BYU8. Fast break points-RICE 0,BYU0.

Bench points-RICE 17,BYU33. Score tied-5 times. Lead changes-4 times.

BYU @ Arizona State - Game #5

Brigham Young vs Arizona State

12-04-02 7 p.m. MST at Ned Wick Court/Wells Fargo Arena

VISITORS: Brigham Young 5-0

Box score table for Game #5 showing player stats for Arizona State and BYU.

Summary statistics for Game #5 including totals, percentages, and foul counts.

HOME TEAM: Arizona State 4-2

Box score table for Game #5 showing player stats for BYU.

Summary statistics for Game #5 including totals, percentages, and foul counts.

Officials: Dave Libbey, Michael Eggers, Brian Harrison

Technical fouls: Brigham Young-None, Arizona State-None.

Attendance: 7105

Score by Periods 1st 2nd Total

Brigham Young 35 29 64

Arizona State 25 35 60

Points in the paint-BYU10,ASU 18. Points off turnovers-BYU13,ASU 16.

2nd chance points-BYU8,ASU 11. Fast break points-BYUASU 0.

Bench points-BYU 11,ASU 18. Score tied-8 times. Lead changes-4 times.

BYU @ Creighton - Game #6

BYU Cougars vs Creighton

12-07-02 2:05 pm at Omaha, Nebraska (Omaha Civic Auditorium)

VISITORS: BYU Cougars 5-1

Box score table for Game #6 showing player stats for Creighton and BYU.

Summary statistics for Game #6 including totals, percentages, and foul counts.

HOME TEAM: Creighton 6-0

Box score table for Game #6 showing player stats for BYU.

Summary statistics for Game #6 including totals, percentages, and foul counts.

Officials: Bob Staffen, Randy McCall, Mark McMullen

Technical fouls: RICE-None, BRIGHAM YOUNG Cougars-None, Creighton-None.

Attendance: 8529

Score by Periods 1st 2nd Total

BYU Cougars 32 32 64

Creighton 36 38 74

Fouled out: #2 Travis Hansen (31.1)

Points in the paint-BYU28,CU 32. Points off turnovers-BYU4,CU 25.

2nd chance points-BYU9,CU 6. Fast break points-BYU6,CU 3.

Bench points-BYU14,CU 38. Score tied-4 times. Lead changes-3 times.



Individual Game Box Scores

2002-03 BYU Men's Basketball

BYU vs. Univ. of San Diego - Game #7

12/11/02 07:00 at Brigham Young University
VISITORS: San Diego 4-3

Table with columns: #, Player, fg, fga, ft, fta, of, de, tot, pf, tp, a, to, blk, s, min. Includes player stats for SMITH, Travis; MORRIS, Roy; BELSER, Corey; BLAIR, Jason; KEEP, Jason; STOCKALPER, Derek; DELZELL, Matt; MCGRAIN, Mike; LEWIS, Nick. Includes team totals and game statistics.

HOME TEAM: BRIGHAM YOUNG Cougars 6-1

Table with columns: #, Player, fg, fga, ft, fta, of, de, tot, pf, tp, a, to, blk, s, min. Includes player stats for HANSEN, Travis; WOODBERRY, Kevin; BIGELOW, Mark; JENSEN, Jared; ARAUJO, Rafael; LEMES, Luiz; SHOFF, Jake; NASHIF, Terry; BOWEN, Ricky; ALLEN, John; JEPSEN, Bart; HOWARD, Dan. Includes team totals and game statistics.

Summary statistics for Game #7: TOTALFG%, 3-Pt. FG%, F Throw % for both teams.

Officials: Duane Allen, Roosevelt Brown, Mill Stowe
Technical fouls: San Diego-None, BRIGHAM YOUNG Cougars-HANSEN, Travis.
Attendance: 11608
Score by Periods: 1st 2nd Total

Points in the paint-USD 8, BY24. Points off turnovers-USD 9, BY28.
2nd chance points-USD 6, BY14. Fast break points-USD 0, BY0.
Bench points-USD 16, BY7. Score tied-7 times. Lead changes-9 times.

BYU vs. Utah State - Game #8

12/14/02 7:00 PM at Brigham Young University
VISITORS: Utah State University 5-2

Table with columns: #, Player, fg, fga, ft, fta, of, de, tot, pf, tp, a, to, blk, s, min. Includes player stats for PENGAR, Desmond; JOHNSON, Toralino; PUZEY, Mike; BUTLER, Cardell; BROWN, Mark; ROSS, Ronnie; HARRIS, Nate; BROWN, Calvin; NELSON, Spencer; EVANS, Chad. Includes team totals and game statistics.

Summary statistics for Game #8: TOTALFG%, 3-Pt. FG%, F Throw % for both teams.

HOME TEAM: BRIGHAM YOUNG Cougars 7-1

Table with columns: #, Player, fg, fga, ft, fta, of, de, tot, pf, tp, a, to, blk, s, min. Includes player stats for BIGELOW, Mark; JENSEN, Jared; ARAUJO, Rafael; HANSEN, Travis; LEMES, Luiz; SHOFF, Jake; NASHIF, Terry; BOWEN, Ricky; ALLEN, John; JEPSEN, Bart; HOWARD, Dan. Includes team totals and game statistics.

Summary statistics for Game #8: TOTALFG%, 3-Pt. FG%, F Throw % for both teams.

Officials: Tim Gabutero, Mike Giarratno, Bobby McRoy
Technical fouls: Utah State University-None, BRIGHAM YOUNG Cougars-None.
Attendance: 14734
Score by Periods: 1st 2nd Total

Points in the paint-USU 20, BY12. Points off turnovers-USU 16, BY19.
2nd chance points-USU 18, BY6.
Bench points-USU 21, BY 11. Score tied-7 times. Lead changes-9 times.

BYU vs. UC Santa Barbara - Game #9

12/21/02 5:06 PM at Brigham Young University
VISITORS: UC Santa Barbara 3-5

Table with columns: #, Player, fg, fga, ft, fta, of, de, tot, pf, tp, a, to, blk, s, min. Includes player stats for HULL, Mark; FULLOVE, Brand; WHITEHEAD, B.; JONES, Nick; ATAKO, Jacoby; BROWN, Cecil; DAVIS, Josh; OLIVER, Christen; COOK, Casey; WARD, BJ.; RAINEY, Scott. Includes team totals and game statistics.

HOME TEAM: BRIGHAM YOUNG Cougars 8-1

Table with columns: #, Player, fg, fga, ft, fta, of, de, tot, pf, tp, a, to, blk, s, min. Includes player stats for BIGELOW, Mark; JENSEN, Jared; ARAUJO, Rafael; HANSEN, Travis; WOODBERRY, Kevin; LEMES, Luiz; SHOFF, Jake; NASHIF, Terry; BOWEN, Ricky; ALLEN, John; HOWARD, Dan. Includes team totals and game statistics.

Summary statistics for Game #9: TOTALFG%, 3-Pt. FG%, F Throw % for both teams.

Officials: Lonnie Dixon, Shawn Lehigh, Verne Harris
Technical fouls: UC Santa Barbara-None, BRIGHAM YOUNG Cougars-None.
Attendance: 12259
Score by Periods: 1st 2nd Total

Points in the paint-UCSB 12, BY14. Points off turnovers-UCSB 10, BY19.
2nd chance points-UCSB 9, BY1. Fast break points-UCSB 4, BY7.
Bench points-UCSB 12, BY22. Score tied-4 times. Lead changes-11 times.

BYU @ San Francisco - Game #10

12/23/02 7:00 PM at San Francisco, CA
VISITORS: Brigham Young 8-2

Table with columns: #, Player, fg, fga, ft, fta, of, de, tot, pf, tp, a, to, blk, s, min. Includes player stats for HANSEN, Travis; JENSEN, Jared; ARAUJO, Rafael; BIGELOW, Mark; WOODBERRY, Kevin; SHOFF, Jake; NASHIF, Terry; BOWEN, Calvin; ALLEN, John; HOWARD, Dan. Includes team totals and game statistics.

Summary statistics for Game #10: TOTALFG%, 3-Pt. FG%, F Throw % for both teams.

HOME TEAM: Univ. of San Francisco 3-6

Table with columns: #, Player, fg, fga, ft, fta, of, de, tot, pf, tp, a, to, blk, s, min. Includes player stats for TUCKER, Darrell; BROUSSARD, Alvin; BAYLESS, James; GAINES, Jason; STALLWORTH, S.; QUINN, Brandon; CHAMBERS, Michael; COX, John; HARRIS, Jordan; CISSE, Mamadou. Includes team totals and game statistics.

Summary statistics for Game #10: TOTALFG%, 3-Pt. FG%, F Throw % for both teams.

Officials: Charles Range, Michael Eggers, Chris Rastatter
Technical fouls: Brigham Young-HANSEN, Travis, Univ. of San Francisco-None.
Attendance: 3979
Score by Periods: 1st 2nd Total

Points in the paint-BY32, USF 32. Points off turnovers-BY14, USF 14.
2nd chance points-BY13, USF 12.
Bench points-BY13, USF 16. Score tied-1 time. Lead changes-2 times.

BYU vs. Southern Utah - Game #11

12/28/02 7:00 PM at Brigham Young University
VISITORS: Southern Utah University 5-5

Table with columns: #, Player, fg, fga, ft, fta, of, de, tot, pf, tp, a, to, blk, s, min. Includes player stats for HENRY, Kevin; JACKSON, Donnie; PALMER, David; JONES, Rand; COLLINS, Jay; OLSOVSKY, Lubor; MULFORD, Jordan; WILLIAMS, Al; BALL, James; WARREN, Robbie; MILES, Aaron. Includes team totals and game statistics.

HOME TEAM: BRIGHAM YOUNG Cougars 9-2

Table with columns: #, Player, fg, fga, ft, fta, of, de, tot, pf, tp, a, to, blk, s, min. Includes player stats for BIGELOW, Mark; JENSEN, Jared; ARAUJO, Rafael; HANSEN, Travis; WOODBERRY, Kevin; LEMES, Luiz; SHOFF, Jake; NASHIF, Terry; BOWEN, Ricky; ALLEN, John; JEPSEN, Bart; HOWARD, Dan. Includes team totals and game statistics.

Summary statistics for Game #11: TOTALFG%, 3-Pt. FG%, F Throw % for both teams.

Officials: Ronnie Hernandez, Larry Spaulding, Jim Stupin
Technical fouls: Southern Utah University-None, BRIGHAM YOUNG Cougars-None.
Attendance: 12924
Score by Periods: 1st 2nd Total

Points in the paint-SUU 14, BY30. Points off turnovers-SUU 4, BY23.
2nd chance points-SUU 12, BY9. Fast break points-SUU 4, BY5.
Bench points-SUU 31, BY36. Score tied-1 time. Lead changes-1 time.

BYU vs. Pepperdine - Game #12

01/02/03 7:05 PM at Brigham Young University
VISITORS: Pepperdine 8-5

Table with columns: #, Player, fg, fga, ft, fta, of, de, tot, pf, tp, a, to, blk, s, min. Includes player stats for ACKER, Alex; JOHNSON, Terrance; MCGINS, Jimmy; BRAZZE, Bummer; PATTEN, David; GRUBB, Derrick; TURNER, Robert; WESTPHAL, Mike; JOHNSON, Dustin. Includes team totals and game statistics.

Summary statistics for Game #12: TOTALFG%, 3-Pt. FG%, F Throw % for both teams.

HOME TEAM: BRIGHAM YOUNG Cougars 10-2

Table with columns: #, Player, fg, fga, ft, fta, of, de, tot, pf, tp, a, to, blk, s, min. Includes player stats for HANSEN, Travis; BIGELOW, Mark; WOODBERRY, Kevin; JENSEN, Jared; ARAUJO, Rafael; LEMES, Luiz; SHOFF, Jake; NASHIF, Terry; BOWEN, Ricky; ALLEN, John; JEPSEN, Bart; HOWARD, Dan. Includes team totals and game statistics.

Summary statistics for Game #12: TOTALFG%, 3-Pt. FG%, F Throw % for both teams.

Officials: Eddie Jackson, Bobby McRoy, Tom O'Neill
Technical fouls: Pepperdine-PATTEN, David, BRIGHAM YOUNG Cougars-None.
Attendance: 12582
Score by Periods: 1st 2nd Total

Points in the paint-PEP12, BY50. Points off turnovers-PEP8, BY22.
2nd chance points-PEP15, BY12. Fast break points-PEP0, BY8.
Bench points-PEP19, BY27. Score tied-7 times. Lead changes-9 times.



Individual Game Box Scores

2002-03 BYU Men's Basketball

BYU vs. Oklahoma St. @ All-College Classic - Game #13

01-04-03 5:30 p.m. at Oklahoma City, Okla. VISITORS: Brigham Young 10-3

Table with columns: # Player, fg, fga, ft, fta, of, de, tot, pf, tp, a, to, blk, s, min. Lists player stats for 32 players and team totals.

TOTALFG% 1st Half: 10-25 40.0% 2nd Half: 9-19 47.4% Game: 43.2% DEADBALL 3-Pt. FG% 1st Half: 5-14 35.7% 2nd Half: 2-4 50.0% Game: 38.9% REBOUNDS F Throw % 1st Half: 5-5 100% 2nd Half: 15-20 75.0% Game: 80.0% 2

HOME TEAM: Oklahoma State 10-1

Table with columns: # Player, fg, fga, ft, fta, of, de, tot, pf, tp, a, to, blk, s, min. Lists player stats for 14 players and team totals.

TOTALFG% 1st Half: 13-26 50.0% 2nd Half: 13-25 52.0% Game: 51.0% DEADBALL 3-Pt. FG% 1st Half: 2-4 50.0% 2nd Half: 1-4 25.0% Game: 37.5% REBOUNDS F Throw % 1st Half: 7-7 100% 2nd Half: 16-24 66.7% Game: 74.2% 3

Officials: Scott Thornley, Mark Whitehead, Eddie Jackson Technical fouls: Brigham Young-None, Oklahoma State-TEAM. Attendance: 18034 Score by Periods 1st 2nd Total Brigham Young 30 35 65 Oklahoma State 35 43 78 First game of 2002 Touchstone Energy All-College Classic at the Ford Center in downtown Oklahoma City. No. 10 Oklahoma defeated No. 14 Michigan State, 60-58, in game two. Game one was televised on ESPN2 and game two on ESPN.

Points in the paint-BY12,OKST 20. Points off turnovers-BY10,OKST 25. 2nd chance points-BY13,OKST 13. Fast break points-BY0,OKST 0. Bench points-BY16,OKST 6. Score tied-3 times. Lead changes-2 times.

BYU @ Weber State - Game #14

01-08-03 7:05pm at Dee Events Center - Ogden, Utah VISITORS: Brigham Young University 10-4

Table with columns: # Player, fg, fga, ft, fta, of, de, tot, pf, tp, a, to, blk, s, min. Lists player stats for 14 players and team totals.

TOTALFG% 1st Half: 7-23 30.4% 2nd Half: 14-32 43.8% Game: 38.2% DEADBALL 3-Pt. FG% 1st Half: 2-8 25.0% 2nd Half: 3-10 30.0% Game: 27.8% REBOUNDS F Throw % 1st Half: 4-8 50.0% 2nd Half: 18-23 78.3% Game: 71.0% 2

HOME TEAM: Weber State 10-5

Table with columns: # Player, fg, fga, ft, fta, of, de, tot, pf, tp, a, to, blk, s, min. Lists player stats for 14 players and team totals.

TOTALFG% 1st Half: 11-27 40.7% 2nd Half: 12-22 54.5% Game: 46.9% DEADBALL 3-Pt. FG% 1st Half: 1-8 12.5% 2nd Half: 1-7 14.3% Game: 13.3% REBOUNDS F Throw % 1st Half: 12-15 80.0% 2nd Half: 15-21 71.4% Game: 75.0% 2

Officials: Michael Irving, Chris Rastatter, Byrne Haskins Technical fouls: Brigham Young University-None, Weber State-None. Attendance: 10820 Score by Periods 1st 2nd Total Brigham Young University 20 49 69 Weber State 35 40 75

Points in the paint-BY20,WEBERST 32. Points off turnovers-BY12,WEBERST 21. 2nd chance points-BY12,WEBERST 9. Fast break points-BY4,WEBERST 10. Bench points-BY25,WEBERST 10. Score tied-1 time. Lead changes-2 times.

BYU vs. Idaho State - Game #15

1/11/03 7:05 p.m. at Provo, UT VISITORS: Idaho State

Table with columns: # Player, fg, fga, ft, fta, of, de, tot, pf, tp, a, to, blk, s, min. Lists player stats for 14 players and team totals.

TOTALFG% 1st Half: 10-28 35.7% 2nd Half: 13-25 52.0% Game: 43.4% DEADBALL 3-Pt. FG% 1st Half: 2-9 22.2% 2nd Half: 3-7 42.9% Game: 31.3% REBOUNDS F Throw % 1st Half: 1-2 50.0% 2nd Half: 6-11 54.5% Game: 53.8% 0

HOME TEAM: BRIGHAM YOUNG Cougars

Table with columns: # Player, fg, fga, ft, fta, of, de, tot, pf, tp, a, to, blk, s, min. Lists player stats for 14 players and team totals.

TOTALFG% 1st Half: 10-18 55.6% 2nd Half: 18-30 60.0% Game: 58.3% DEADBALL 3-Pt. FG% 1st Half: 4-7 57.1% 2nd Half: 5-9 55.6% Game: 56.3% REBOUNDS F Throw % 1st Half: 1-4 25.0% 2nd Half: 2-4 50.0% Game: 66.7% 0

Officials: Greg Burks, Tim Giabuterio, Ron Zetzer Technical fouls: Idaho State-None, BRIGHAM YOUNG Cougars-None. Attendance: 16078 Score by Periods 1st 2nd Total Idaho State 23 35 58 BRIGHAM YOUNG Cougars 34 43 77

Points in the paint-IDAAHOST 18,BY32. Points off turnovers-IDAAHOST 17,BY15. 2nd chance points-IDAAHOST 2,BY20. Fast break points-IDAAHOST 2,BY8. Bench points-IDAAHOST 27,BY27. Score tied-2 times. Lead changes-2 times.

BYU vs. UNLV - Game #16 (MWC Game #1)

01/16/03 7:06 PM at Marriott Center, BYU PROVO UT VISITORS: UNLV 11-3, 0-1

Table with columns: # Player, fg, fga, ft, fta, of, de, tot, pf, tp, a, to, blk, s, min. Lists player stats for 14 players and team totals.

TOTALFG% 1st Half: 11-30 36.7% 2nd Half: 13-27 48.1% Game: 42.1% DEADBALL 3-Pt. FG% 1st Half: 1-8 12.5% 2nd Half: 5-9 55.6% Game: 35.3% REBOUNDS F Throw % 1st Half: 10-11 90.9% 2nd Half: 13-13 100% Game: 95.8% 0

HOME TEAM: BRIGHAM YOUNG Cougars 12-4, 1-0

Table with columns: # Player, fg, fga, ft, fta, of, de, tot, pf, tp, a, to, blk, s, min. Lists player stats for 14 players and team totals.

TOTALFG% 1st Half: 13-28 46.4% 2nd Half: 13-27 48.1% Game: 47.3% DEADBALL 3-Pt. FG% 1st Half: 5-8 62.5% 2nd Half: 1-4 25.0% Game: 50.0% REBOUNDS F Throw % 1st Half: 12-12 100% 2nd Half: 15-21 71.4% Game: 81.8% 0

Officials: Scott Thornley, Greg Burks, Randy McCall Technical fouls: UNLV-None, BRIGHAM YOUNG Cougars-None. Attendance: 17812 Score by Periods 1st 2nd Total UNLV 33 44 77 BRIGHAM YOUNG Cougars 43 42 85

Points in the paint-LV 14,BY24. Points off turnovers-LV 17,BY22. 2nd chance points-LV 10,BY15. Fast break points-LV 7,BY4. Bench points-LV 17,BY9. Score tied-1 time. Lead changes-1 time.

BYU @ SDSU - Game #17 (MWC Game #2)

01-20-03 7:06 PM PST at Cox Arena at Aztec Bowl (San Diego, CA) VISITORS: BRIGHAM YOUNG 13-4, 2-0

Table with columns: # Player, fg, fga, ft, fta, of, de, tot, pf, tp, a, to, blk, s, min. Lists player stats for 14 players and team totals.

TOTALFG% 1st Half: 14-27 51.9% 2nd Half: 8-18 44.4% Game: 48.9% DEADBALL 3-Pt. FG% 1st Half: 8-10 80.0% 2nd Half: 2-7 28.6% Game: 58.8% REBOUNDS F Throw % 1st Half: 5-8 62.5% 2nd Half: 21-26 80.8% Game: 76.5% 3

HOME TEAM: SAN DIEGO STATE 11-5, 2-1

Table with columns: # Player, fg, fga, ft, fta, of, de, tot, pf, tp, a, to, blk, s, min. Lists player stats for 14 players and team totals.

TOTALFG% 1st Half: 10-19 52.6% 2nd Half: 13-30 43.3% Game: 46.9% DEADBALL 3-Pt. FG% 1st Half: 4-7 57.1% 2nd Half: 3-9 33.3% Game: 43.8% REBOUNDS F Throw % 1st Half: 7-10 70.0% 2nd Half: 9-12 75.0% Game: 72.7% 0.1

Officials: Stanley Reynolds, Lonnie Dixon, Duane Allen Technical fouls: BRIGHAM YOUNG-None, SAN DIEGO STATE-None. Attendance: 8497 Score by Periods 1st 2nd Total BRIGHAM YOUNG 41 39 80 SAN DIEGO STATE 31 38 69

Points in the paint-BY18,SD 20. Points off turnovers-BY31,SD 15. 2nd chance points-BY18,SD 13. Fast break points-BY7,SD 0. Bench points-BY19,SD 16. Score tied-0 times. Lead changes-2 times.



2002-03 BYU MEN'S BASKETBALL
BYU Cougars Combined Team Statistics (as of Jan 22, 2003)
All games

RECORD:	OVERALL	HOME	AWAY	NEUTRAL
ALL GAMES	(13-4)	(8-0)	(2-3)	(3-1)
CONFERENCE	(2-0)	(1-0)	(1-0)	(0-0)
NON-CONFERENCE	(11-4)	(7-0)	(1-3)	(3-1)

##	Player	GP-GS	Min--Avg	---TOTAL---		---3-PTS---		FT-FTA	Pct	---REBOUNDS---				PF	FO	A	TO	Blk	Stl	Pts	Avg
				FG-FGA	Pct	3FG-FGA	Pct			Off	Def	Tot	Avg								
02	HANSEN, Travis.....	17-17	513 30.2	82-177	.463	17-48	.354	82-107	.766	29	49	78	4.6	52	4	46	49	8	13	263	15.5
03	BIGELOW, Mark.....	17-17	519 30.5	71-159	.447	36-76	.474	46-59	.780	10	50	60	3.5	38	1	35	34	8	14	224	13.2
55	ARAUJO, Rafael.....	17-17	411 24.2	81-137	.591	0-3	.000	40-63	.635	47	107	154	9.1	67	3	20	54	11	26	202	11.9
52	JENSEN, Jared.....	17-15	396 23.3	45-79	.570	0-0	.000	50-64	.781	19	45	64	3.8	51	4	8	20	6	4	140	8.2
14	BOWER, Ricky.....	17-1	337 19.8	26-58	.448	16-37	.432	41-46	.891	4	26	30	1.8	29	0	27	18	2	12	109	6.4
24	WOODBERRY, Kevin....	17-14	395 23.2	30-88	.341	17-59	.288	24-44	.545	3	26	29	1.7	31	0	38	29	5	23	101	5.9
15	ALLEN, John.....	16-0	152 9.5	16-32	.500	7-11	.636	18-18	1.000	5	18	23	1.4	34	0	9	8	0	2	57	3.6
10	NASHIF, Terry.....	17-3	248 14.6	16-40	.400	8-17	.471	14-18	.778	3	26	29	1.7	24	0	34	11	3	13	54	3.2
12	ROBERTS, Marc.....	3-0	24 8.0	2-5	.400	0-2	.000	5-6	.833	1	2	3	1.0	8	1	2	6	0	1	9	3.0
05	SHOFF, Jake.....	15-1	136 9.1	14-24	.583	0-0	.000	14-20	.700	13	19	32	2.1	19	0	6	10	0	5	42	2.8
40	HOWARD, Dan.....	15-0	109 7.3	9-19	.474	0-0	.000	5-10	.500	5	7	12	0.8	18	0	2	8	6	1	23	1.5
04	LEMES, Luiz.....	14-0	110 7.9	7-18	.389	5-11	.455	0-2	.000	1	10	11	0.8	5	0	8	5	1	2	19	1.4
32	JEPSEN, Bart.....	11-0	50 4.5	6-13	.462	1-2	.500	1-2	.500	3	8	11	1.0	6	0	0	3	1	2	14	1.3
TEAM.....																					
										28	34	62	3.6	1			2				
Total.....		17	3400	405-849	.477	107-266	.402	340-459	.741	171	427	598	35.2	383	13	235	257	51	118	1257	73.9
Opponents.....		17	3400	369-912	.405	74-262	.282	285-403	.707	192	348	540	31.8	386	-	175	259	39	102	1097	64.5

TEAM STATISTICS	BY	OPP	DATE	OPPONENT	W/L	SCORE	ATTEND
SCORING.....	1257	1097	11/22/02	vs Toledo	W	71-56	2153
Points per game.....	73.9	64.5	11/23/02	vs Kansas State	W	73-64	2473
Scoring margin.....	+9.4	-	11/25/02	vs St. Bonaventure	W	66-57	2473
FIELD GOALS-ATT.....	405-849	369-912	11/30/02	RICE	W	95-56	13323
Field goal pct.....	.477	.405	12-04-02	at Arizona State	W	64-60	7105
3 POINT FG-ATT.....	107-266	74-262	12-07-02	at Creighton	L	64-74	8529
3-point FG pct.....	.402	.282	12/11/02	SAN DIEGO	W	64-49	11608
3-pt FG made per game..	6.3	4.4	12/14/02	UTAH STATE UNIVERSITY	W	66-56	14734
FREE THROWS-ATT.....	340-459	285-403	12/21/02	UC SANTA BARBARA	W	69-56	12259
Free throw pct.....	.741	.707	12/23/02	at Univ. of San Francisco	L	72-84	3979
REBOUNDS.....	598	540	12/28/02	SOUTHERN UTAH UNIVERSITY	W	93-60	12924
Rebounds per game.....	35.2	31.8	01/02/03	PEPPERDINE	W	84-68	12562
Rebounding margin.....	+3.4	-	01-04-03	vs Oklahoma State	L	65-78	18034
ASSISTS.....	235	175	01-08-03	at Weber State	L	69-75	10820
Assists per game.....	13.8	10.3	1/11/03	IDAHO STATE	W	77-58	16078
TURNOVERS.....	257	259	*01/16/03	UNLV	W	85-77	17812
Turnovers per game....	15.1	15.2	*01-20-03	at SAN DIEGO STATE	W	80-69	8497
Turnover margin.....	+0.1	-					
Assist/turnover ratio..	0.9	0.7					
STEALS.....	118	102					
Steals per game.....	6.9	6.0					
BLOCKS.....	51	39					
Blocks per game.....	3.0	2.3					
WINNING STREAK.....	3	-					
Home win streak.....	8	-					
ATTENDANCE.....	111300	64063					
Home games-Avg/Game....	8-13912	5-7786					
Neutral site-Avg/Game..	-	4-6283					

SCORE BY PERIODS:	1st	2nd	Total
BYU Cougars.....	572	685	- 1257
Opponents.....	536	561	- 1097

2002-03 BYU MEN'S BASKETBALL
BYU Cougars Combined Team Statistics (as of Jan 21, 2003)
Conference games

RECORD :	OVERALL	HOME	AWAY	NEUTRAL
ALL GAMES	(2-0)	(1-0)	(1-0)	(0-0)
CONFERENCE	(2-0)	(1-0)	(1-0)	(0-0)
NON-CONFERENCE	(0-0)	(0-0)	(0-0)	(0-0)

## Player	GP-GS	Min--Avg	---TOTAL---		---3-PTS---		FT-FTA	Pct	----REBOUNDS----				PF	FO	A	TO	Blk	Stl	Pts	Avg
			FG-FGA	Pct	3FG-FGA	Pct			Off	Def	Tot	Avg								
03 BIGELOW, Mark.....	2-2	70 35.0	13-27	.481	9-16	.563	7-7	1.000	1	6	7	3.5	5	1	2	3	0	4	42	21.0
02 HANSEN, Travis.....	2-2	66 33.0	11-22	.500	2-4	.500	10-13	.769	4	6	10	5.0	7	0	5	3	0	3	34	17.0
55 ARAUJO, Rafael.....	2-2	55 27.5	12-19	.632	0-0	.000	6-10	.600	6	14	20	10.0	9	1	4	8	1	6	30	15.0
52 JENSEN, Jared.....	2-2	55 27.5	4-12	.333	0-0	.000	10-12	.833	3	4	7	3.5	7	1	3	3	0	0	18	9.0
10 NASHIF, Terry.....	2-2	55 27.5	4-9	.444	3-3	1.000	2-3	.667	1	6	7	3.5	6	0	10	3	2	1	13	6.5
14 BOWER, Ricky.....	2-0	43 21.5	1-4	.250	1-4	.250	7-8	.875	0	2	2	1.0	2	0	1	0	0	0	10	5.0
24 WOODBERRY, Kevin...	2-0	28 14.0	2-4	.500	1-2	.500	5-7	.714	0	1	1	0.5	5	0	2	0	0	2	10	5.0
05 SHOFF, Jake.....	2-0	19 9.5	1-3	.333	0-0	.000	4-5	.800	1	2	3	1.5	4	0	1	1	0	1	6	3.0
15 ALLEN, John.....	1-0	1 1.0	0-0	.000	0-0	.000	2-2	1.000	0	0	0	0.0	2	0	0	1	0	0	2	2.0
12 ROBERTS, Marc.....	1-0	0 0.0	0-0	.000	0-0	.000	0-0	.000	0	0	0	0.0	0	0	0	0	0	0	0	0.0
40 HOWARD, Dan.....	1-0	5 5.0	0-0	.000	0-0	.000	0-0	.000	0	0	0	0.0	0	0	0	1	1	0	0	0.0
04 LEMES, Luiz.....	1-0	3 3.0	0-0	.000	0-0	.000	0-0	.000	0	0	0	0.0	0	0	1	0	0	0	0	0.0
TEAM.....										3	3	6	3.0	0		0				
Total.....	2	400	48-100	.480	16-29	.552	53-67	.791	19	44	63	31.5	47	3	29	23	4	17	165	82.5
Opponents.....	2	400	47-106	.443	13-33	.394	39-46	.848	22	43	65	32.5	50	-	20	32	6	9	146	73.0

TEAM STATISTICS	BY	OPP	DATE	OPPONENT	W/L	SCORE	ATTEND
SCORING.....	165	146	*01/16/03	UNLV	W	85-77	17812
Points per game.....	82.5	73.0	*01-20-03	at SAN DIEGO STATE	W	80-69	8497
Scoring margin.....	+9.5	-					
FIELD GOALS-ATT.....	48-100	47-106					
Field goal pct.....	.480	.443					
3 POINT FG-ATT.....	16-29	13-33					
3-point FG pct.....	.552	.394					
3-pt FG made per game..	8.0	6.5					
FREE THROWS-ATT.....	53-67	39-46					
Free throw pct.....	.791	.848					
REBOUNDS.....	63	65					
Rebounds per game.....	31.5	32.5					
Rebounding margin.....	-1.0	-					
ASSISTS.....	29	20					
Assists per game.....	14.5	10.0					
TURNOVERS.....	23	32					
Turnovers per game.....	11.5	16.0					
Turnover margin.....	+4.5	-					
Assist/turnover ratio..	1.3	0.6					
STEALS.....	17	9					
Steals per game.....	8.5	4.5					
BLOCKS.....	4	6					
Blocks per game.....	2.0	3.0					
WINNING STREAK.....	2	-					
Home win streak.....	1	-					
ATTENDANCE.....	17812	8497					
Home games-Avg/Game...	1-17812	1-8497					
Neutral site-Avg/Game..	-	0-0					

SCORE BY PERIODS:	1st	2nd	Total
BYU Cougars.....	84	81	- 165
Opponents.....	64	82	- 146

2002-03 BYU MEN'S BASKETBALL
 BYU Cougars Category Leaders (as of Jan 22, 2003)
 All games

FG PERCENTAGE	FG ATT	Pct
ARAUJO, Rafael.....	81 137	.591
SHOFF, Jake.....	14 24	.583
JENSEN, Jared.....	45 79	.570
ALLEN, John.....	16 32	.500
HOWARD, Dan.....	9 19	.474
HANSEN, Travis.....	82 177	.463
JEPSEN, Bart.....	6 13	.462
BOWER, Ricky.....	26 58	.448
BIGELOW, Mark.....	71 159	.447
ROBERTS, Marc.....	2 5	.400
NASHIF, Terry.....	16 40	.400
LEMES, Luiz.....	7 18	.389

3-POINT PERCENTAGE	3FG ATT	Pct
ALLEN, John.....	7 11	.636
JEPSEN, Bart.....	1 2	.500
BIGELOW, Mark.....	36 76	.474
NASHIF, Terry.....	8 17	.471
LEMES, Luiz.....	5 11	.455
BOWER, Ricky.....	16 37	.432
HANSEN, Travis.....	17 48	.354
WOODBERRY, Kevin....	17 59	.288
ROBERTS, Marc.....	0 2	.000
ARAUJO, Rafael.....	0 3	.000

FT PERCENTAGE	FT ATT	Pct
ALLEN, John.....	18 18	1.000
BOWER, Ricky.....	41 46	.891
ROBERTS, Marc.....	5 6	.833
JENSEN, Jared.....	50 64	.781
BIGELOW, Mark.....	46 59	.780
NASHIF, Terry.....	14 18	.778
HANSEN, Travis.....	82 107	.766
SHOFF, Jake.....	14 20	.700
ARAUJO, Rafael.....	40 63	.635
WOODBERRY, Kevin....	24 44	.545
JEPSEN, Bart.....	1 2	.500
HOWARD, Dan.....	5 10	.500

POINTS	G	Pts	Pts/G
HANSEN, Travis.....	17	263	15.5
BIGELOW, Mark.....	17	224	13.2
ARAUJO, Rafael.....	17	202	11.9
JENSEN, Jared.....	17	140	8.2
BOWER, Ricky.....	17	109	6.4
WOODBERRY, Kevin....	17	101	5.9
ALLEN, John.....	16	57	3.6
NASHIF, Terry.....	17	54	3.2
SHOFF, Jake.....	15	42	2.8
HOWARD, Dan.....	15	23	1.5
LEMES, Luiz.....	14	19	1.4
JEPSEN, Bart.....	11	14	1.3

FIELD GOAL ATTEMPTS	G	Att	Att/G
HANSEN, Travis.....	17	177	10.4
BIGELOW, Mark.....	17	159	9.4
ARAUJO, Rafael.....	17	137	8.1
WOODBERRY, Kevin....	17	88	5.2
JENSEN, Jared.....	17	79	4.6

FIELD GOALS MADE	G	Made	Made/G
HANSEN, Travis.....	17	82	4.8
ARAUJO, Rafael.....	17	81	4.8
BIGELOW, Mark.....	17	71	4.2
JENSEN, Jared.....	17	45	2.6
WOODBERRY, Kevin....	17	30	1.8

3-POINT FG ATTEMPTS	G	Att	Att/G
BIGELOW, Mark.....	17	76	4.5
WOODBERRY, Kevin....	17	59	3.5
HANSEN, Travis.....	17	48	2.8
BOWER, Ricky.....	17	37	2.2
NASHIF, Terry.....	17	17	1.0

3-POINT FGS MADE	G	Made	Made/G
BIGELOW, Mark.....	17	36	2.1
HANSEN, Travis.....	17	17	1.0
WOODBERRY, Kevin....	17	17	1.0
BOWER, Ricky.....	17	16	0.9
NASHIF, Terry.....	17	8	0.5

FREE THROW ATTEMPTS	G	Att	Att/G
HANSEN, Travis.....	17	107	6.3
JENSEN, Jared.....	17	64	3.8
ARAUJO, Rafael.....	17	63	3.7
BIGELOW, Mark.....	17	59	3.5
BOWER, Ricky.....	17	46	2.7

FREE THROWS MADE	G	Made	Made/G
HANSEN, Travis.....	17	82	4.8
ARAUJO, Rafael.....	17	40	2.4
BIGELOW, Mark.....	17	46	2.7
JENSEN, Jared.....	17	50	2.9
WOODBERRY, Kevin....	17	24	1.4
BOWER, Ricky.....	17	41	2.4

POINTS AVERAGE	G	Pts	Avg/G
HANSEN, Travis.....	17	263	15.5
BIGELOW, Mark.....	17	224	13.2
ARAUJO, Rafael.....	17	202	11.9
JENSEN, Jared.....	17	140	8.2
BOWER, Ricky.....	17	109	6.4
WOODBERRY, Kevin....	17	101	5.9
ALLEN, John.....	16	57	3.6
NASHIF, Terry.....	17	54	3.2
ROBERTS, Marc.....	3	9	3.0
SHOFF, Jake.....	15	42	2.8
HOWARD, Dan.....	15	23	1.5
LEMES, Luiz.....	14	19	1.4

2002-03 BYU MEN'S BASKETBALL
 BYU Cougars Category Leaders (as of Jan 22, 2003)
 All games

REBOUNDS	G	Reb	Reb/G
ARAUJO, Rafael.....	17	154	9.1
HANSEN, Travis.....	17	78	4.6
JENSEN, Jared.....	17	64	3.8
BIGELOW, Mark.....	17	60	3.5
SHOFF, Jake.....	15	32	2.1

REBOUND AVERAGE	G	Reb	Avg/G
ARAUJO, Rafael.....	17	154	9.1
HANSEN, Travis.....	17	78	4.6
JENSEN, Jared.....	17	64	3.8
BIGELOW, Mark.....	17	60	3.5
SHOFF, Jake.....	15	32	2.1

OFFENSIVE REBOUNDS	G	No.	Avg/G
ARAUJO, Rafael.....	17	47	2.8
HANSEN, Travis.....	17	29	1.7
JENSEN, Jared.....	17	19	1.1
SHOFF, Jake.....	15	13	0.9
BIGELOW, Mark.....	17	10	0.6

DEFENSIVE REBOUNDS	G	No.	Avg/G
ARAUJO, Rafael.....	17	107	6.3
BIGELOW, Mark.....	17	50	2.9
HANSEN, Travis.....	17	49	2.9
JENSEN, Jared.....	17	45	2.6
NASHIF, Terry.....	17	26	1.5
BOWER, Ricky.....	17	26	1.5
WOODBERRY, Kevin....	17	26	1.5

FOULS	G	No.	Per/G
ARAUJO, Rafael.....	17	67	3.9
HANSEN, Travis.....	17	52	3.1
JENSEN, Jared.....	17	51	3.0
BIGELOW, Mark.....	17	38	2.2
ALLEN, John.....	16	34	2.1

FOULOUTS	G	No.
HANSEN, Travis.....	17	4
JENSEN, Jared.....	17	4
ARAUJO, Rafael.....	17	3
ROBERTS, Marc.....	3	1
BIGELOW, Mark.....	17	1

ASSISTS	G	No.	A/G
HANSEN, Travis.....	17	46	2.7
WOODBERRY, Kevin....	17	38	2.2
BIGELOW, Mark.....	17	35	2.1
NASHIF, Terry.....	17	34	2.0
BOWER, Ricky.....	17	27	1.6

STEALS	G	No.	S/G
ARAUJO, Rafael.....	17	26	1.5
WOODBERRY, Kevin....	17	23	1.4
BIGELOW, Mark.....	17	14	0.8
NASHIF, Terry.....	17	13	0.8
HANSEN, Travis.....	17	13	0.8

BLOCKED SHOTS	G	No.	Blk/G
ARAUJO, Rafael.....	17	11	0.6
BIGELOW, Mark.....	17	8	0.5
HANSEN, Travis.....	17	8	0.5
JENSEN, Jared.....	17	6	0.4
HOWARD, Dan.....	15	6	0.4

MINUTES	G	No.	Min/G
BIGELOW, Mark.....	17	519	30.5
HANSEN, Travis.....	17	513	30.2
ARAUJO, Rafael.....	17	411	24.2
JENSEN, Jared.....	17	396	23.3
WOODBERRY, Kevin....	17	395	23.2

TURNOVERS	G	No.	TO/G
ARAUJO, Rafael.....	17	54	3.2
HANSEN, Travis.....	17	49	2.9
BIGELOW, Mark.....	17	34	2.0
WOODBERRY, Kevin....	17	29	1.7
JENSEN, Jared.....	17	20	1.2

2002-03 BYU MEN'S BASKETBALL
BYU Cougars Team Game-by-Game (as of Jan 22, 2003)
All games

TEAM STATISTICS

Opponent	Date	Score	W/L	---TOTAL---		--3-PTRS--		FT-FTA		Pct		----REBOUNDS----				PF	A	TO	Blk	Stl	Pts---Avg
				FG-FGA	Pct	3FG-FGA	Pct	Off	Def	Tot	Avg										
vs Toledo	11/22/02	71-56	W	21-49	.429	8-13	.615	21-27	.778	10	25	35	35.0	25	12	17	1	6	71	71.0	
vs Kansas State	11/23/02	73-64	W	21-44	.477	7-13	.538	24-34	.706	7	25	32	33.5	26	13	13	5	5	73	72.0	
vs St. Bonaventure	11/25/02	66-57	W	20-50	.400	4-15	.267	22-27	.815	13	33	46	37.7	23	9	18	5	6	66	70.0	
RICE	11/30/02	95-56	W	33-53	.623	7-13	.538	22-27	.815	8	27	35	37.0	19	17	14	3	12	95	76.2	
at Arizona State	12-04-02	64-60	W	23-45	.511	1-7	.143	17-24	.708	8	29	37	37.0	22	16	21	5	7	64	73.8	
at Creighton	12-07-02	64-74	L	23-50	.460	7-17	.412	11-13	.846	7	27	34	36.5	21	11	23	4	6	64	72.2	
SAN DIEGO	12/11/02	64-49	W	25-55	.455	3-12	.250	11-20	.550	14	21	35	36.3	17	13	14	4	11	64	71.0	
UTAH STATE UNIVERSITY	12/14/02	66-56	W	19-42	.452	7-19	.368	21-29	.724	7	21	28	35.2	19	13	11	3	3	66	70.4	
UC SANTA BARBARA	12/21/02	69-56	W	20-42	.476	6-20	.300	23-27	.852	4	25	29	34.6	21	14	13	5	3	69	70.2	
at Univ. of San Franc	12/23/02	72-84	L	23-63	.365	3-17	.176	23-35	.657	17	23	40	35.1	28	10	12	1	10	72	70.4	
SOUTHERN UTAH UNIVERS	12/28/02	93-60	W	29-50	.580	14-24	.583	21-29	.724	8	25	33	34.9	22	25	10	1	7	93	72.5	
PEPPERDINE	01/02/03	84-68	W	32-59	.542	3-15	.200	17-26	.654	9	31	40	35.3	25	21	12	3	6	84	73.4	
vs Oklahoma State	01-04-03	65-78	L	19-44	.432	7-18	.389	20-25	.800	9	21	30	34.9	24	12	19	0	6	65	72.8	
at Weber State	01-08-03	69-75	L	21-55	.382	5-18	.278	22-31	.710	15	23	38	35.1	30	7	18	4	5	69	72.5	
IDAHO STATE	1/11/03	77-58	W	28-48	.583	9-16	.563	12-18	.667	16	27	43	35.7	14	13	19	3	8	77	72.8	
UNLV	01/16/03	85-77	W	26-55	.473	6-12	.500	27-33	.818	13	25	38	35.8	24	15	12	3	7	85	73.6	
at SAN DIEGO STATE	01-20-03	80-69	W	22-45	.489	10-17	.588	26-34	.765	6	19	25	35.2	23	14	11	1	10	80	73.9	
BYU Cougars		1257		405-849	.477	107-266	.402	340-459	.741	171	427	598	35.2	383	235	257	51	118	1257	73.9	
Opponents		1097		369-912	.405	74-262	.282	285-403	.707	192	348	540	31.8	386	175	259	39	102	1097	64.5	

Games played: 17
Points/game: 73.9
FG Pct: 47.7
3FG Pct: 40.2
FT Pct: 74.1

Rebounds/game: 35.2
Assists/game: 13.8
Turnovers/game: 15.1
Assist/turnover ratio: 0.9
Steals/game: 6.9
Blocks/game: 3.0

2002-03 BYU MEN'S BASKETBALL
 BYU Cougars Opponent Game-by-Game (as of Jan 22, 2003)
 All games

OPPONENT STATISTICS

Opponent	Date	Score	W/L	---TOTAL---		--3-PTRS--		FT-FTA		----REBOUNDS----				PF	A	TO	Blk	Stl	Pts---Avg	
				FG-FGA	Pct	3FG-FGA	Pct	Pct	Pct	Off	Def	Tot	Avg							
vs Toledo	11/22/02	71-56	W	18-52	.346	5-19	.263	15-23	.652	11	18	29	29.0	23	7	17	6	4	56	56.0
vs Kansas State	11/23/02	73-64	W	21-52	.404	3-8	.375	19-31	.613	8	21	29	29.0	23	9	10	4	6	64	60.0
vs St. Bonaventure	11/25/02	66-57	W	18-64	.281	6-17	.353	15-22	.682	16	20	36	31.3	24	7	11	2	8	57	59.0
RICE	11/30/02	95-56	W	18-54	.333	3-16	.188	17-22	.773	14	17	31	31.3	22	8	24	2	7	56	58.2
at Arizona State	12-04-02	64-60	W	26-63	.413	3-11	.273	5-15	.333	14	18	32	31.4	17	11	14	3	7	60	58.6
at Creighton	12-07-02	64-74	L	27-64	.422	8-28	.286	12-18	.667	14	22	36	32.2	15	15	12	5	9	74	61.2
SAN DIEGO	12/11/02	64-49	W	14-42	.333	4-18	.222	17-23	.739	11	21	32	32.1	22	7	24	3	5	49	59.4
UTAH STATE UNIVERSITY	12/14/02	66-56	W	21-51	.412	0-5	.000	14-20	.700	13	19	32	32.1	24	12	14	2	4	56	59.0
UC SANTA BARBARA	12/21/02	69-56	W	19-52	.365	6-23	.261	12-17	.706	11	20	31	32.0	24	8	17	0	4	56	58.7
at Univ. of San Franc	12/23/02	72-84	L	29-57	.509	5-17	.294	21-27	.778	9	29	38	32.6	27	14	18	4	4	84	61.2
SOUTHERN UTAH UNIVERS	12/28/02	93-60	W	19-44	.432	1-7	.143	21-30	.700	9	21	30	32.4	23	6	17	0	6	60	61.1
PEPPERDINE	01/02/03	84-68	W	20-58	.345	7-21	.333	21-29	.724	13	23	36	32.7	26	11	13	0	7	68	61.7
vs Oklahoma State	01-04-03	65-78	L	26-51	.510	3-8	.375	23-31	.742	9	19	28	32.3	24	14	11	2	10	78	62.9
at Weber State	01-08-03	69-75	L	23-49	.469	2-15	.133	27-36	.750	10	26	36	32.6	27	10	13	0	3	75	63.8
IDAHO STATE	1/11/03	77-58	W	23-53	.434	5-16	.313	7-13	.538	8	11	19	31.7	15	16	12	0	9	58	63.4
UNLV	01/16/03	85-77	W	24-57	.421	6-17	.353	23-24	.958	9	22	31	31.6	24	11	13	1	7	77	64.2
at SAN DIEGO STATE	01-20-03	80-69	W	23-49	.469	7-16	.438	16-22	.727	13	21	34	31.8	26	9	19	5	2	69	64.5
Opponents		1097		369-912	.405	74-262	.282	285-403	.707	192	348	540	31.8	386	175	259	39	102	1097	64.5
BYU Cougars		1257		405-849	.477	107-266	.402	340-459	.741	171	427	598	35.2	383	235	257	51	118	1257	73.9

Games played: 17
 Points/game: 64.5
 FG Pct: 40.5
 3FG Pct: 28.2
 FT Pct: 70.7

Rebounds/game: 31.8
 Assists/game: 10.3
 Turnovers/game: 15.2
 Assist/turnover ratio: 0.7
 Steals/game: 6.0
 Blocks/game: 2.3

2002-03 BYU MEN'S BASKETBALL

BYU Cougars Game-by-Game Points-Rebounds-Assists (as of Jan 22, 2003)

All games

Opponent	Date	Score	WL	02	03	04	05	10	12	14	15	24
				HANSEN, TR	BIGELOW, M	LEMES, LUI	SHOFF, JAK	NASHIF, TE	ROBERTS, M	BOWER, RIC	ALLEN, JOH	WOODBERRY
vs Toledo	11/22/02	71-56	W	22- 8- 5	12- 5- 3	0- 1- 0	DNP	3- 3- 1	DNP	10- 3- 1	5- 1- 1	5- 3- 1
vs Kansas State	11/23/02	73-64	W	19- 2- 2	18- 3- 4	0- 1- 1	0- 4- 0	3- 0- 0	DNP	7- 4- 2	5- 1- 0	2- 0- 3
vs St. Bonaventure	11/25/02	66-57	W	12-12- 1	11- 2- 2	0- 0- 0	2- 1- 0	2- 1- 2	DNP	4- 5- 1	5- 4- 0	8- 1- 2
RICE	11/30/02	95-56	W	9- 4- 4	19- 1- 2	7- 2- 2	DNP	10- 5- 5	DNP	3- 0- 0	2- 3- 1	10- 2- 0
at Arizona State	12-04-02	64-60	W	23- 1- 3	6- 2- 1	0- 0- 0	1- 2- 1	0- 2- 0	DNP	2- 0- 2	8- 3- 1	3- 4- 4
at Creighton	12-07-02	64-74	L	11- 2- 2	21- 6- 2	3- 1- 1	0- 0- 0	0- 2- 0	DNP	9- 1- 4	0- 1- 0	3- 0- 0
SAN DIEGO	12/11/02	64-49	W	17- 7- 3	10- 8- 5	0- 0- 1	4- 1- 0	0- 1- 1	DNP	0- 0- 0	3- 2- 0	8- 2- 0
UTAH STATE UNIVERSITY	12/14/02	66-56	W	13- 4- 1	13- 4- 0	0- 1- 0	3- 3- 2	0- 1- 0	DNP	8- 0- 1	0- 0- 0	12- 3- 6
UC SANTA BARBARA	12/21/02	69-56	W	19- 7- 5	11- 3- 0	0- 1- 0	0- 1- 0	9- 2- 3	DNP	9- 1- 4	4- 1- 1	2- 1- 1
at Univ. of San Francis	12/23/02	72-84	L	13- 5- 2	8- 4- 2	DNP	9- 3- 0	0- 1- 0	DNP	4- 3- 3	0- 0- 0	10- 2- 3
SOUTHERN UTAH UNIVERSIT	12/28/02	93-60	W	12- 1- 4	14- 0- 3	3- 1- 1	2- 3- 0	6- 0- 5	DNP	9- 5- 4	8- 1- 2	6- 2- 6
PEPPERDINE	01/02/03	84-68	W	17- 6- 5	12- 2- 3	6- 2- 1	15- 5- 1	0- 1- 3	DNP	2- 0- 2	4- 2- 1	5- 3- 4
vs Oklahoma State	01-04-03	65-78	L	14- 1- 3	11- 3- 2	0- 1- 0	0- 2- 1	2- 0- 1	DNP	9- 1- 2	2- 0- 0	7- 0- 1
at Weber State	01-08-03	69-75	L	12- 6- 1	7- 6- 1	0- 0- 0	0- 2- 0	3- 0- 0	6- 3- 0	10- 4- 0	4- 3- 1	6- 1- 3
IDAHO STATE	1/11/03	77-58	W	16- 2- 0	9- 4- 3	DNP	0- 2- 0	3- 3- 3	3- 0- 2	13- 1- 0	5- 1- 1	4- 4- 2
UNLV	01/16/03	85-77	W	20- 6- 3	21- 3- 2	DNP	2- 2- 0	2- 4- 7	DNP	3- 0- 1	2- 0- 0	2- 0- 1
at SAN DIEGO STATE	01-20-03	80-69	W	14- 4- 2	21- 4- 0	0- 0- 1	4- 1- 1	11- 3- 3	0- 0- 0	7- 2- 0	DNP	8- 1- 1

Opponent	Date	Score	WL	32	40	52	55
				JEPSEN, BA	HOWARD, DA	JENSEN, JA	ARAUJO, RA
vs Toledo	11/22/02	71-56	W	0- 0- 0	11- 2- 0	2- 1- 0	1- 5- 0
vs Kansas State	11/23/02	73-64	W	0- 0- 0	0- 2- 1	10- 5- 0	9- 4- 0
vs St. Bonaventure	11/25/02	66-57	W	DNP	0- 0- 0	15- 6- 0	7-10- 1
RICE	11/30/02	95-56	W	7- 2- 0	4- 0- 0	18- 5- 0	6- 8- 3
at Arizona State	12-04-02	64-60	W	0- 0- 0	0- 2- 0	12- 6- 1	9-11- 3
at Creighton	12-07-02	64-74	L	2- 1- 0	0- 0- 1	9- 3- 0	6-12- 1
SAN DIEGO	12/11/02	64-49	W	0- 1- 0	0- 0- 0	11- 4- 1	11- 4- 2
UTAH STATE UNIVERSITY	12/14/02	66-56	W	0- 0- 0	0- 0- 0	7- 3- 1	10- 7- 2
UC SANTA BARBARA	12/21/02	69-56	W	DNP	0- 0- 0	9- 5- 0	6- 5- 0
at Univ. of San Francis	12/23/02	72-84	L	DNP	0- 0- 0	4- 2- 0	24-17- 0
SOUTHERN UTAH UNIVERSIT	12/28/02	93-60	W	5- 3- 0	3- 2- 0	8- 2- 0	17- 7- 0
PEPPERDINE	01/02/03	84-68	W	0- 3- 0	0- 1- 0	4- 3- 1	19-11- 0
vs Oklahoma State	01-04-03	65-78	L	0- 0- 0	3- 1- 0	6- 2- 0	11-14- 2
at Weber State	01-08-03	69-75	L	DNP	DNP	2- 3- 0	19- 9- 1
IDAHO STATE	1/11/03	77-58	W	0- 1- 0	2- 2- 0	5- 7- 1	17-10- 1
UNLV	01/16/03	85-77	W	DNP	DNP	11- 4- 0	22-15- 1
at SAN DIEGO STATE	01-20-03	80-69	W	DNP	0- 0- 0	7- 3- 3	8- 5- 3

2002-03 BYU MEN'S BASKETBALL
 BYU Cougars Game-by-Game Highs (as of Jan 22, 2003)
 All games

Opponent	Date	Score	WL	POINTS	REBOUNDS	ASSISTS	STEALS	BLOCKED SHOTS
vs Toledo	11/22/02	71-56	W	22-HANSEN, Travi	8-HANSEN, Travi	5-HANSEN, Travi	2-WOODBERRY, Ke NASHIF, Terry	1-ARAUJO, Rafae
vs Kansas State	11/23/02	73-64	W	19-HANSEN, Travi	5-JENSEN, Jared	4-BIGELOW, Mark	3-BIGELOW, Mark	3-HOWARD, Dan
vs St. Bonaventure	11/25/02	66-57	W	15-JENSEN, Jared	12-HANSEN, Travi	2-NASHIF, Terry BIGELOW, Mark WOODBERRY, Ke	2-WOODBERRY, Ke NASHIF, Terry	2-ARAUJO, Rafae
RICE	11/30/02	95-56	W	19-BIGELOW, Mark	8-ARAUJO, Rafae	5-NASHIF, Terry	3-ARAUJO, Rafae WOODBERRY, Ke	1-HOWARD, Dan WOODBERRY, Ke HANSEN, Travi
at Arizona State	12-04-02	64-60	W	23-Hansen, Travi	11-Araujo, Rafae	4-Woodberry, Ke	2-Bower, Ricky	3-Araujo, Rafae
at Creighton	12-07-02	64-74	L	21-BIGELOW, Mark	12-ARAUJO, Rafae	4-BOWER, Ricky	2-BOWER, Ricky	1-JENSEN, Jared HOWARD, Dan BIGELOW, Mark ARAUJO, Rafae
SAN DIEGO	12/11/02	64-49	W	17-HANSEN, Travi	8-BIGELOW, Mark	5-BIGELOW, Mark	4-WOODBERRY, Ke	2-HANSEN, Travi
UTAH STATE UNIVERSITY	12/14/02	66-56	W	13-BIGELOW, Mark HANSEN, Travi	7-ARAUJO, Rafae	6-WOODBERRY, Ke	1-WOODBERRY, Ke BOWER, Ricky SHOFF, Jake	1-HANSEN, Travi BIGELOW, Mark ARAUJO, Rafae
UC SANTA BARBARA	12/21/02	69-56	W	19-HANSEN, Travi	7-HANSEN, Travi	5-HANSEN, Travi	1-HANSEN, Travi NASHIF, Terry BOWER, Ricky	2-JENSEN, Jared
at Univ. of San Francisco	12/23/02	72-84	L	24-ARAUJO, Rafae	17-ARAUJO, Rafae	3-BOWER, Ricky WOODBERRY, Ke	3-ARAUJO, Rafae	1-ARAUJO, Rafae
SOUTHERN UTAH UNIVERSITY	12/28/02	93-60	W	17-ARAUJO, Rafae	7-ARAUJO, Rafae	6-WOODBERRY, Ke	2-NASHIF, Terry	1-NASHIF, Terry
PEPPERDINE	01/02/03	84-68	W	19-ARAUJO, Rafae	11-ARAUJO, Rafae	5-HANSEN, Travi	2-HANSEN, Travi WOODBERRY, Ke	2-HANSEN, Travi
vs Oklahoma State	01-04-03	65-78	L	14-Hansen, Travi	14-Araujo, Rafae	3-Hansen, Travi	1-Bower, Ricky Araujo, Rafae Shoff, Jake Hansen, Travi Woodberry, Ke Nashif, Terry	None
at Weber State	01-08-03	69-75	L	19-ARAUJO, Rafae	9-ARAUJO, Rafae	3-WOODBERRY, Ke	2-WOODBERRY, Ke ARAUJO, Rafae	1-ARAUJO, Rafae BIGELOW, Mark HANSEN, Travi BOWER, Ricky
IDAHO STATE	1/11/03	77-58	W	17-ARAUJO, Rafae	10-ARAUJO, Rafae	3-NASHIF, Terry BIGELOW, Mark	4-ARAUJO, Rafae	1-JEPSEN, Bart JENSEN, Jared BIGELOW, Mark
UNLV	01/16/03	85-77	W	22-ARAUJO, Rafae	15-ARAUJO, Rafae	7-NASHIF, Terry	3-ARAUJO, Rafae	2-NASHIF, Terry
at SAN DIEGO STATE	01-20-03	80-69	W	21-BIGELOW, Mark	5-ARAUJO, Rafae	3-JENSEN, Jared NASHIF, Terry ARAUJO, Rafae	3-BIGELOW, Mark ARAUJO, Rafae	1-HOWARD, Dan

2002-03 BYU MEN'S BASKETBALL
 BYU Cougars High/Low Analysis (as of Jan 22, 2003)
 All games

BYU Cougars - TEAM GAME HIGHS

POINTS.....	95	vs RICE (11/30/02)
	93	vs Southern Utah University (12/28/02)
	85	vs UNLV (01/16/03)
	84	vs Pepperdine (01/02/03)
	80	at SAN DIEGO STATE (01-20-03)
FIELD GOALS MADE.....	33	vs RICE (11/30/02)
	32	vs Pepperdine (01/02/03)
FIELD GOAL ATTEMPTS.....	63	at Univ. of San Francisco (12/23/02)
	59	vs Pepperdine (01/02/03)
FIELD GOAL PERCENTAGE.....	.623 (33-53)	vs RICE (11/30/02)
	.583 (28-48)	vs Idaho State (1/11/03)
3 PT FIELD GOALS MADE.....	14	vs Southern Utah University (12/28/02)
	10	at SAN DIEGO STATE (01-20-03)
3 PT FG ATTEMPTS.....	24	vs Southern Utah University (12/28/02)
	20	vs UC Santa Barbara (12/21/02)
3 PT FG PERCENTAGE.....	.615 (8-13)	vs Toledo (11/22/02)
	.588 (10-17)	at SAN DIEGO STATE (01-20-03)
FREE THROWS MADE.....	27	vs UNLV (01/16/03)
	26	at SAN DIEGO STATE (01-20-03)
FREE THROW ATTEMPTS.....	35	at Univ. of San Francisco (12/23/02)
	34	at SAN DIEGO STATE (01-20-03)
	34	vs Kansas State (11/23/02)
FREE THROW PERCENTAGE.....	.852 (23-27)	vs UC Santa Barbara (12/21/02)
	.846 (11-13)	at Creighton (12-07-02)
REBOUNDS.....	46	vs St. Bonaventure (11/25/02)
	43	vs Idaho State (1/11/03)
ASSISTS.....	25	vs Southern Utah University (12/28/02)
	21	vs Pepperdine (01/02/03)
STEALS.....	12	vs RICE (11/30/02)
	11	vs San Diego (12/11/02)
BLOCKED SHOTS.....	5	vs UC Santa Barbara (12/21/02)
	5	at Arizona State (12-04-02)
	5	vs St. Bonaventure (11/25/02)
	5	vs Kansas State (11/23/02)
TURNOVERS.....	23	at Creighton (12-07-02)
	21	at Arizona State (12-04-02)
FOULS.....	30	at Weber State (01-08-03)
	28	at Univ. of San Francisco (12/23/02)

2002-03 BYU MEN'S BASKETBALL
 BYU Cougars High/Low Analysis (as of Jan 22, 2003)
 All games

Opponent - GAME HIGHS

POINTS.....	84	at Univ. of San Francisco (12/23/02)
	78	vs Oklahoma State (01-04-03)
	77	vs UNLV (01/16/03)
	75	at Weber State (01-08-03)
	74	at Creighton (12-07-02)
FIELD GOALS MADE.....	29	at Univ. of San Francisco (12/23/02)
	27	at Creighton (12-07-02)
FIELD GOAL ATTEMPTS.....	64	at Creighton (12-07-02)
	64	vs St. Bonaventure (11/25/02)
FIELD GOAL PERCENTAGE.....	.510 (26-51)	vs Oklahoma State (01-04-03)
	.509 (29-57)	at Univ. of San Francisco (12/23/02)
3 PT FIELD GOALS MADE.....	8	at Creighton (12-07-02)
	7	at SAN DIEGO STATE (01-20-03)
	7	vs Pepperdine (01/02/03)
3 PT FG ATTEMPTS.....	28	at Creighton (12-07-02)
	23	vs UC Santa Barbara (12/21/02)
3 PT FG PERCENTAGE.....	.438 (7-16)	at SAN DIEGO STATE (01-20-03)
	.375 (3-8)	vs Oklahoma State (01-04-03)
	.375 (3-8)	vs Kansas State (11/23/02)
FREE THROWS MADE.....	27	at Weber State (01-08-03)
	23	vs UNLV (01/16/03)
	23	vs Oklahoma State (01-04-03)
FREE THROW ATTEMPTS.....	36	at Weber State (01-08-03)
	31	vs Oklahoma State (01-04-03)
	31	vs Kansas State (11/23/02)
FREE THROW PERCENTAGE.....	.958 (23-24)	vs UNLV (01/16/03)
	.778 (21-27)	at Univ. of San Francisco (12/23/02)
REBOUNDS.....	38	at Univ. of San Francisco (12/23/02)
	36	at Weber State (01-08-03)
	36	vs Pepperdine (01/02/03)
	36	at Creighton (12-07-02)
	36	vs St. Bonaventure (11/25/02)
ASSISTS.....	16	vs Idaho State (1/11/03)
	15	at Creighton (12-07-02)
STEALS.....	10	vs Oklahoma State (01-04-03)
	9	vs Idaho State (1/11/03)
BLOCKED SHOTS.....	9	at Creighton (12-07-02)
	6	vs Toledo (11/22/02)
	5	at SAN DIEGO STATE (01-20-03)
TURNOVERS.....	5	at Creighton (12-07-02)
	24	vs San Diego (12/11/02)
	24	vs RICE (11/30/02)
FOULS.....	27	at Weber State (01-08-03)
	27	at Univ. of San Francisco (12/23/02)

2002-03 BYU MEN'S BASKETBALL
 BYU Cougars High/Low Analysis (as of Jan 22, 2003)
 All games

BYU Cougars - GAME LOWS

POINTS.....	64	at Arizona State (12-04-02)
	64	at Creighton (12-07-02)
	64	vs San Diego (12/11/02)
	65	vs Oklahoma State (01-04-03)
	66	vs St. Bonaventure (11/25/02)
	66	vs Utah State University (12/14/02)
FIELD GOALS MADE.....	19	vs Utah State University (12/14/02)
	19	vs Oklahoma State (01-04-03)
FIELD GOAL ATTEMPTS.....	42	vs Utah State University (12/14/02)
	42	vs UC Santa Barbara (12/21/02)
FIELD GOAL PERCENTAGE.....	.365 (23-63)	at Univ. of San Francisco (12/23/02)
	.382 (21-55)	at Weber State (01-08-03)
3 PT FIELD GOALS MADE.....	1	at Arizona State (12-04-02)
	3	vs San Diego (12/11/02)
	3	at Univ. of San Francisco (12/23/02)
	3	vs Pepperdine (01/02/03)
3 PT FG ATTEMPTS.....	7	at Arizona State (12-04-02)
	12	vs San Diego (12/11/02)
	12	vs UNLV (01/16/03)
3 PT FG PERCENTAGE.....	.143 (1-7)	at Arizona State (12-04-02)
	.176 (3-17)	at Univ. of San Francisco (12/23/02)
FREE THROWS MADE.....	11	at Creighton (12-07-02)
	11	vs San Diego (12/11/02)
FREE THROW ATTEMPTS.....	13	at Creighton (12-07-02)
	18	vs Idaho State (1/11/03)
FREE THROW PERCENTAGE.....	.550 (11-20)	vs San Diego (12/11/02)
	.654 (17-26)	vs Pepperdine (01/02/03)
REBOUNDS.....	25	at SAN DIEGO STATE (01-20-03)
	28	vs Utah State University (12/14/02)
ASSISTS.....	7	at Weber State (01-08-03)
	9	vs St. Bonaventure (11/25/02)
STEALS.....	3	vs Utah State University (12/14/02)
	3	vs UC Santa Barbara (12/21/02)
BLOCKED SHOTS.....	0	vs Oklahoma State (01-04-03)
	1	vs Toledo (11/22/02)
	1	at Univ. of San Francisco (12/23/02)
	1	vs Southern Utah University (12/28/02)
	1	at SAN DIEGO STATE (01-20-03)
TURNOVERS.....	10	vs Southern Utah University (12/28/02)
	11	vs Utah State University (12/14/02)
	11	at SAN DIEGO STATE (01-20-03)
FOULS.....	14	vs Idaho State (1/11/03)
	17	vs San Diego (12/11/02)

2002-03 BYU MEN'S BASKETBALL
 BYU Cougars High/Low Analysis (as of Jan 22, 2003)
 All games

Opponent - GAME LOWS

POINTS.....	49	vs San Diego (12/11/02)
	56	vs Toledo (11/22/02)
	56	vs RICE (11/30/02)
	56	vs Utah State University (12/14/02)
	56	vs UC Santa Barbara (12/21/02)
FIELD GOALS MADE.....	14	vs San Diego (12/11/02)
	18	vs Toledo (11/22/02)
	18	vs St. Bonaventure (11/25/02)
	18	vs RICE (11/30/02)
FIELD GOAL ATTEMPTS.....	42	vs San Diego (12/11/02)
	44	vs Southern Utah University (12/28/02)
FIELD GOAL PERCENTAGE.....	.281 (18-64)	vs St. Bonaventure (11/25/02)
	.333 (14-42)	vs San Diego (12/11/02)
	.333 (18-54)	vs RICE (11/30/02)
3 PT FIELD GOALS MADE.....	0	vs Utah State University (12/14/02)
	1	vs Southern Utah University (12/28/02)
3 PT FG ATTEMPTS.....	5	vs Utah State University (12/14/02)
	7	vs Southern Utah University (12/28/02)
3 PT FG PERCENTAGE.....	.000 (0-5)	vs Utah State University (12/14/02)
	.133 (2-15)	at Weber State (01-08-03)
FREE THROWS MADE.....	5	at Arizona State (12-04-02)
	7	vs Idaho State (1/11/03)
FREE THROW ATTEMPTS.....	13	vs Idaho State (1/11/03)
	15	at Arizona State (12-04-02)
FREE THROW PERCENTAGE.....	.333 (5-15)	at Arizona State (12-04-02)
	.538 (7-13)	vs Idaho State (1/11/03)
REBOUNDS.....	19	vs Idaho State (1/11/03)
	28	vs Oklahoma State (01-04-03)
ASSISTS.....	6	vs Southern Utah University (12/28/02)
	7	vs Toledo (11/22/02)
	7	vs St. Bonaventure (11/25/02)
	7	vs San Diego (12/11/02)
STEALS.....	2	at SAN DIEGO STATE (01-20-03)
	3	at Weber State (01-08-03)
BLOCKED SHOTS.....	0	vs UC Santa Barbara (12/21/02)
	0	vs Southern Utah University (12/28/02)
	0	vs Pepperdine (01/02/03)
	0	at Weber State (01-08-03)
	0	vs Idaho State (1/11/03)
TURNOVERS.....	10	vs Kansas State (11/23/02)
	11	vs St. Bonaventure (11/25/02)
	11	vs Oklahoma State (01-04-03)
FOULS.....	15	at Creighton (12-07-02)
	15	vs Idaho State (1/11/03)

2002-03 BYU MEN'S BASKETBALL
 BYU Cougars High/Low Analysis (as of Jan 22, 2003)
 All games

BYU Cougars - INDIVIDUAL GAME HIGHS

POINTS.....	24	ARAUJO, Rafael at Univ. of San Francisco (12/23/02)
	23	Hansen, Travis at Arizona State (12-04-02)
	22	ARAUJO, Rafael vs UNLV (01/16/03)
	22	HANSEN, Travis vs Toledo (11/22/02)
	21	BIGELOW, Mark at SAN DIEGO STATE (01-20-03)
	21	BIGELOW, Mark vs UNLV (01/16/03)
	21	BIGELOW, Mark at Creighton (12-07-02)
FIELD GOALS MADE.....	11	ARAUJO, Rafael at Univ. of San Francisco (12/23/02)
	10	ARAUJO, Rafael vs UNLV (01/16/03)
FIELD GOAL ATT.....	20	ARAUJO, Rafael at Univ. of San Francisco (12/23/02)
	17	HANSEN, Travis vs San Diego (12/11/02)
FG PCT (min 4 made).....	1.000 (6-6)	SHOFF, Jake vs Pepperdine (01/02/03)
	1.000 (6-6)	JENSEN, Jared vs RICE (11/30/02)
3 PT FG MADE.....	5	BIGELOW, Mark at SAN DIEGO STATE (01-20-03)
	4	BIGELOW, Mark vs UNLV (01/16/03)
	4	BOWER, Ricky vs Idaho State (1/11/03)
	4	BIGELOW, Mark vs Southern Utah University (12/28/02)
	4	BIGELOW, Mark at Creighton (12-07-02)
3 PT FG ATTEMPTS.....	9	BIGELOW, Mark at SAN DIEGO STATE (01-20-03)
	9	WOODBERRY, Kevin at Univ. of San Francisco (12/23/02)
3-PT FG PCT (min 3 made).....	1.000 (3-3)	NASHIF, Terry at SAN DIEGO STATE (01-20-03)
	.667 (4-6)	BIGELOW, Mark vs Southern Utah University (12/28/02)
FREE THROWS MADE.....	10	HANSEN, Travis vs UC Santa Barbara (12/21/02)
	8	HANSEN, Travis vs St. Bonaventure (11/25/02)
FREE THROW ATT.....	12	HANSEN, Travis vs UC Santa Barbara (12/21/02)
	10	ARAUJO, Rafael at Weber State (01-08-03)
	10	HANSEN, Travis vs St. Bonaventure (11/25/02)
	10	BIGELOW, Mark vs Toledo (11/22/02)
FT PCT (min 6 made).....	1.000 (7-7)	BIGELOW, Mark vs UNLV (01/16/03)
	1.000 (6-6)	BOWER, Ricky vs Utah State University (12/14/02)
	1.000 (6-6)	NASHIF, Terry vs RICE (11/30/02)
	1.000 (6-6)	HANSEN, Travis vs Toledo (11/22/02)
REBOUNDS.....	17	ARAUJO, Rafael at Univ. of San Francisco (12/23/02)
	15	ARAUJO, Rafael vs UNLV (01/16/03)
ASSISTS.....	7	NASHIF, Terry vs UNLV (01/16/03)
	6	WOODBERRY, Kevin vs Southern Utah University (12/28/02)
	6	WOODBERRY, Kevin vs Utah State University (12/14/02)
STEALS.....	4	ARAUJO, Rafael vs Idaho State (1/11/03)
	4	WOODBERRY, Kevin vs San Diego (12/11/02)
BLOCKED SHOTS.....	3	Araujo, Rafael at Arizona State (12-04-02)
	3	HOWARD, Dan vs Kansas State (11/23/02)
TURNOVERS.....	8	HANSEN, Travis vs St. Bonaventure (11/25/02)
FOULS.....	5	ARAUJO, Rafael at SAN DIEGO STATE (01-20-03)
	5	BIGELOW, Mark at SAN DIEGO STATE (01-20-03)
	5	JENSEN, Jared vs UNLV (01/16/03)
	5	HANSEN, Travis at Weber State (01-08-03)
	5	ROBERTS, Marc at Weber State (01-08-03)
	5	Hansen, Travis vs Oklahoma State (01-04-03)
	5	JENSEN, Jared vs Pepperdine (01/02/03)
	5	HANSEN, Travis at Univ. of San Francisco (12/23/02)
	5	JENSEN, Jared at Univ. of San Francisco (12/23/02)
	5	HANSEN, Travis at Creighton (12-07-02)
	5	ARAUJO, Rafael vs Kansas State (11/23/02)