



Cougar Basketball

CONTACT INFORMATION

Basketball Media Relations Contact: Brett Pyne
 Office Phone: (801) 422-4912
 Cell Phone: (801) 367-1631
 Home Phone: (801) 796-6867
 Email: brett_pyne@byu.edu
 Assoc. AD/Media Relations Director: Duff Tittle
 Office Phone: (801) 422-8948
 Home Phone: (801) 227-0746
 Email: duff_tittle@byu.edu
 Media Relations Fax: (801) 422-0633
 Pressrow Phone: (801) 378-3675
 Mailing Address: 30 SFH, Provo, UT 84602-2239

2002-03 BYU SCHEDULE

NOVEMBER 2002

Nov. 22-25 Paradise Jam @ U.S. Virgin Islands
 Nov 22 v. Toledo 71-56 W
 Nov 23 v. Kansas State 73-64 W
 Nov 25 v. St. Bonaventure 66-57 W
 Nov. 30 Rice 95-56 W

DECEMBER 2002

Dec. 4 @ Arizona State (FSN) 64-60 W
 Dec. 7 @ Creighton 64-74 L
 Dec. 11 San Diego 64-49 W
 Dec. 14 Utah State (SWP) 66-56 W
 Dec. 21 UC Santa Barbara 69-56 W
 Dec. 23 @ San Francisco 72-84 L
 Dec. 28 Southern Utah 93-60 W

JANUARY 2003

Jan. 2 Pepperdine 84-68 W
 Jan. 4 Touchstone Energy All-College
 Classic in Oklahoma City
 v. Oklahoma State (ESPN2) 65-78 L
 Jan. 8 @ Weber State 69-75 L
 Jan. 11 Idaho State 77-58 W
 Jan. 16 UNLV (SWP) 85-77 W
 Jan. 20 @ San Diego State (SWP) 80-69 W
 Jan. 25 UTAH (ESPN+Plus) 75-79 L

FEBRUARY 2003

Feb. 1 New Mexico (ESPN+Plus) 1:00 p.m.
 Feb. 3 Air Force 8:30 p.m.
 Feb. 8 @ Wyoming (ESPN+Plus) 1:00 p.m.
 Feb. 10 @ Colorado State 7:00 p.m.
 Feb. 14 @ UNLV (SWP) 7:30 p.m.
 Feb. 17 San Diego State (SWP) 8:30 p.m.
 Feb. 24 @ Utah (ESPN) 10:00 p.m.

MARCH 2003

Mar. 1 @ Air Force (SWP) 4:00 p.m.
 Mar. 3 @ New Mexico (SWP) 7:00 p.m.
 Mar. 6 Wyoming (SWP) 7:00 p.m.
 Mar. 8 Colorado State (SWP) 7:00 p.m.
 Mar. 12-15 MWC Tournament @ Las Vegas

*Game times are local to site
 SWP - SportsWest Productions
 FSA - Fox SportsNet Arizona

GAME #19 FAST FACTS (MWC GAME #4)

BYU (13-5, 2-1 MWC) vs. NEW MEXICO (7-10, 1-3 MWC)

SATURDAY, FEB. 1, 2003
 MARRIOTT CENTER (22,700)
 PROVO, UTAH
 1:05 p.m. MST

Coaches: . . .BYU, Steve Cleveland (98-74 in sixth year; same overall)
 UNM, Ritchie McKay (7-10 in first year; 90-99 in seventh year overall)

Series: . . .BYU leads, 62-47; Last: BYU won 68-62 in Provo on Feb. 16, 2002

TV:ESPN+Plus (KJZZ-TV in Salt Lake City, KRQE-TV in Albuquerque)
 Available via ESPN FULL COURT (pay-per-view)
 Play-by-Play: Rich Waltz
 Game Analyst: Irv Brown

Radio: . . .KSL Newsradio 1160 AM (Cougar Sports Network)
 Pregame Air Times: Noon MST
 Play-by-Play: Greg Wrubell
 Game Analyst: Mark Durrant

Web:A live audio link and live stats link are available at byucougars.com/basketball_m/ (select 2002-03 schedule); live audio is available on KSL.com and byuradio.org or via BYU Radio on Dish Network.

BYU'S PROBABLE STARTERS:

POS.	#	NAME	HT.	WT.	YR.	PPG	RPG
F	3	Mark Bigelow	6-7	195	Jr.	13.3	3.6
F	52	Jared Jensen	6-9	250	So.	8.1	3.8
C	55	Rafael Araujo	6-11	265	Jr.	12.3	9.1
G	2	Travis Hansen	6-6	210	Sr.	15.8	5.0 2.8 apg
G	10	Terry Nashif	5-10	165	So.	3.0	1.7 2.0 apg

BYU RESERVES:

POS.	#	NAME	HT.	WT.	YR.	PPG	RPG
G	14	Ricky Bower	6-4	185	Jr.	6.6	1.8
G	24	Kevin Woodberry	6-0	170	Jr.	5.6	1.6 2.2 apg
F	15	John Allen	6-7	215	So.	3.4	1.4
G	12	Marc Roberts	6-3	205	So.	3.0	1.0
F	5	Jake Shoff	6-9	265	Jr.	2.8	2.0
C	40	Dan Howard	7-0	225	Jr.	1.4	0.8
G	4	Luiz Lemes	6-3	180	Jr.	1.3	0.7
F	32	Bart Jepsen	6-9	235	Jr.	1.3	1.0

BYU HOSTS NEW MEXICO SATURDAY AT 1 P.M.

BYU (13-5, 2-1 MWC) hosts the New Mexico Lobos (7-10, 1-3 MWC) Saturday at 1 p.m. MST in the Marriott Center. The game is an ESPN+Plus game airing on KJZZ-TV in Salt Lake City with Rich Waltz and Irv Brown describing the action. The radio broadcast can be heard on KSL Newsradio 1160 and the Cougar Sports Network, beginning with a one-hour pregame show. KSL's Greg Wrubell will call the play-by-play action with Mark Durrant providing game analysis. Live audio is available on the basketball page of the official BYU athletics website, byucougars.com, and on KSL.com and via BYU Radio on the Dish Network and at byuradio.org.

LIVE, SILENT AUCTIONS SATURDAY TO BENEFIT WOMEN'S ATHLETICS

The first-ever live and silent auctions to benefit women's athletics will be held Saturday. The silent auction begins at 12:30 p.m. with items available for bidding on the concourse level of the Marriott Center. The auction will run throughout the men's game and until closing at 5:30 p.m. A live auction will take place courtside after the men's game and prior to the 4 p.m. women's basketball game vs. Utah. Some of the items in the live auction include a grand piano, Deer Valley ski package and golf getaway to St. George.



SERIES BREAKDOWN

Overall Series Record: BYU leads 62-47
 BYU Record in Provo: 41-16
 BYU Record in Albuquerque: 21-31
 BYU Record at Neutral Sites: 3-3
 BYU Record under Steve Cleveland: 6-6
 BYU Record in Overtime Games: 1-3 (1-1 Rd, 0-2 Hm)
 Last Overtime Game: 1994, lost in Provo, 82-84
 Longest BYU Win Streak: 14 (1950-57)
 Longest New Mexico Win Streak: 5 (1996-98)
 Largest BYU Margin of Victory: 30, 92-62 two times in 1955 and 1959
 Largest New Mexico Margin of Victory: 42, 74-32 in 1997
 Most Points Scored by BYU: 100 in 1979
 Most Points Scored by New Mexico: 102 in 1987

RECENT SERIES RESULTS

Date	Opponent	Score	W/L
1-3-80	at New Mexico	75-63	W
2-2-80	New Mexico	89-68	W
1-15-81	at New Mexico	92-87	W
2-21-81	New Mexico	78-72	W
1-4-82	New Mexico	76-58	W
3-6-82	at New Mexico	65-67	L
1-29-83	New Mexico	66-48	W
2-25-83	at New Mexico	70-71	L
2-2-84	at New Mexico	86-73	W
3-3-84	New Mexico	80-73	W
3-9-84	vs. New Mexico+	55-64	L
1-5-85	New Mexico	70-76	L
2-7-85	at New Mexico	74-76	L
1-4-86	at New Mexico	57-60	L
2-14-86	New Mexico	74-67	W
3-6-86	vs. New Mexico	68-79	L
1-10-87	at New Mexico	89-102	L
2-5-87	New Mexico	98-73	W
3-6-87	at New Mexico**	86-93	L
1-23-88	at New Mexico	89-82	W
3-3-88	New Mexico	89-82	W
1-5-89	at New Mexico	84-88	L
2-18-89	New Mexico	90-79	W
1-13-90	New Mexico	79-78	W
2-15-90	at New Mexico	51-60	L
1-12-91	New Mexico	72-65	W
2-14-91	at New Mexico	83-76	W
1-30-92	New Mexico	85-65	W
2-22-92	at New Mexico (OT)	84-95	L
1-4-93	New Mexico	70-56	W
3-6-93	at New Mexico	76-79	L
3-12-93	vs. New Mexico**	59-68	L
1-3-94	at New Mexico	68-74	L
3-3-94	New Mexico (OT)	82-84	L
1-28-95	New Mexico	81-63	W
2-4-95	at New Mexico	74-72	W
1-25-96	at New Mexico	77-83	L
2-1-96	New Mexico	81-83	L
2-3-97	at New Mexico	32-74	L
2-27-97	New Mexico	49-90	L
1-29-98	New Mexico	54-72	L
2-26-98	at New Mexico	83-62	W
1-20-99	at New Mexico	68-78	L
2-25-99	New Mexico	64-85	L
1-29-00	at New Mexico	69-78	L
2-17-00	New Mexico	74-78	L
3-9-00	vs. New Mexico^	55-43	W
2-3-01	New Mexico	65-49	W
3-1-01	at New Mexico	72-67	W
3-10-01	vs. New Mexico^	69-65	W
1-19-02	at New Mexico	58-73	L
2-16-02	New Mexico	68-62	W

^ MWC Tournament (Las Vegas)

SATURDAY'S MATCHUP

BYU are 13-5 overall and 2-1 in Mountain West Conference play after having its nation-best 44 game homecourt victory streak snapped by Utah last Saturday. The Cougars opened MWC play with a home win over UNLV and a road triumph at San Diego State. New Mexico falls to 7-10 overall and 1-3 in the MWC after losing to UNLV late Monday night on ESPN. Despite a 40-point performance by Ruben Douglas and a nine-point halftime lead, the Lobos were unable to hold off the Rebels. New Mexico defeated San Diego State at home and lost at CSU and Wyoming in its other MWC games. The loss at Wyoming came in overtime. BYU leads the all-time series between the two teams, 62-47, and has won five of the last six games, including the last two meetings in Provo.

NEW MEXICO LOBOS

New Mexico is 7-10 overall and 1-3 in the MWC after a 75-66 setback to UNLV, despite 40 points from senior guard Ruben Douglas. The Lobos defeated San Diego State at home for its lone MWC win but also suffered a tough loss at league-leader Wyoming, dropping a four-point decision in overtime. The Lobos have won two of their last three. They are 7-5 at home and 0-5 on the road. New Mexico has dropped 12 straight road games with the last victory away from Albuquerque being at Colorado State on Jan. 28, 2002. The last time New Mexico lost 13 straight away games was in a 14-game slide during the 1980-81 and 1981-82 seasons. Ritchie McKay (Seattle Pacific '87) is in his first season at New Mexico. He has also headed the programs at Portland State (1996-98), Colorado State (1998-2000) and Oregon State (2000-02). He has a career record of 90-99. While at Mountain West Conference member CSU, McKay led the Rams to the 1999 NIT. McKay was 1-1 in his career against BYU while coaching at Colorado State. He replaced Fran Fraschilla at UNM. Fraschilla was 55-41 in three seasons, from 1999-2002. The Lobos are led by senior guard Ruben Douglas, who is enjoying one of the most prolific offensive seasons in New Mexico's history. He is averaging 31 ppg over the past 5 games and is third in the nation in scoring overall at 26.2 ppg. He should become the first Lobo to average more than 20 points a game for an entire season since Hunter Greene in 1986-87. Highlighted by Douglas, the Lobos return three starters but only one is currently starting for coach McKay and is no longer able to play because of a series injury. Lobo senior guard Senque Carey (East Palo Alto, Calif.) had surgery Jan. 27 to remove a disc between vertebrae in his neck. The procedure took place at the Stanford Medical Center and his rehabilitation could take up to 18 months. Carey suffered a spinal cord injury on Nov. 25 in a game against Northwestern (La.) State. After 13 days of paralysis in his legs from Nov. 25-Dec. 7, Carey attended a Lobo practice on Sunday, Dec. 8, and walked with assistance. Carey played in all 30 games last season after transferring from the University of Washington. He started 20 games overall, including the final 16. Carey's absence has left the Lobos with just 10 players, including two walk-ons. Seven of the 10 players are in their first year at UNM. McKay used a different starting lineup in its first 12 games and 14 separate units in the first 15 contests but has used the same starting five in its past three games: Ruben Douglas, Jamaal Williams, Javin Tindall, Ryan Ashcraft and David Chiotti. Williams is the only other Lobo in double figures at 13.1 ppg. Douglas pulls down 5.9 rebounds with Williams grabbing 5.8 and Mark Walters 5.7. Chad Bell (6-11, 255, So.), who had some starting experience last year, has five starts this year. Eleven of 12 Lobos to play this year have started a game. New Mexico is shooting 42 percent from the floor, 34.6 percent on threes and 69.5 percent from the line. The Lobos are allowing opponents to shoot .466 on field goals, including .333 on threes. They average 70.2 ppg while being slightly outscored at 70.4. New Mexico has been out-rebounded by an average of 2.7 boards per game. New Mexico has taken good care of the ball, committing only 12.9 turnovers per game, which ranks 28th in the nation. The Lobos have an all-time record of 1,189-938 (.560).

NEW MEXICO'S PROBABLE STARTERS

POS.	#	NAME	HT.	WT.	YR.	PPG	RPG	OTHER
F	24	Jamaal Williams	6-6	220	So-1L	13.1	5.8	21 points at Wyoming
C	13	David Chiotti	6-9	250	Fr-HS	2.7	3.6	21 pts, 9 rebs. vs.WV.NM
G	5	Ruben Douglas	6-5	200	Sr-2L	26.2	5.9	3rd in NCAA in scoring
G	11	Javin Tindall	5-11	175	Jr-Tr	8.8	2.0	17 pts, 5-6 3s vs. SDSU
G	12	Ryan Ashcraft	6-2	175	Jr-2L	3.1	1.6	Top defensive guard

SERIES TIDBITS

This will be the 110th game in the series that started in the 1949-50 season. BYU has won five of the last six games after New Mexico had won 8 of th prior 9 contests. BYU had a string of four straight wins come to an end with UNM's victory at The Pit last January. The Lobos had their own four-game streak in the series prior to BYU's. New Mexico's last win in Provo was a 78-74 win in 2000, which was BYU's last loss in the Marriott Center prior to starting its 44-game nation-leading homecourt victory string that was ended Saturday vs. Utah. BYU has won the last two games in Provo but is only 4-6 at home vs. the Lobos in the last 10 outings in the Marriott Center. BYU is 41-16 in Provo overall and leads the all-time series, 62-47. BYU coach Steve Cleveland is 6-6 vs. the Lobos.



BOX - LAST GAME IN PROVO

New Mexico vs BRIGHAM YOUNG Cougars
02/16/02 1:05 at Marriott Center, Provo, Utah
VISITORS: New Mexico 14-9, 45

##	Player	fg	fga	3-pt	fga	ft	fta	rebounds		pf	tp	a	to	blk	s	min		
								of	de									
33	DENNEHY, Patrick	f	6	12	0	1	4	7	1	7	8	3	16	1	1	2	0	35
55	DIAGNE, M.	c	1	1	0	0	0	0	0	3	3	2	2	0	0	0	0	13
03	CAREY, Senque	g	2	7	1	4	1	2	0	4	4	1	6	3	3	0	2	36
05	DOUGLAS, Ruben	g	4	11	1	5	3	3	0	2	2	5	12	2	4	0	0	32
42	CHATFIELD, Eric	g	3	10	1	3	0	0	1	0	1	2	7	5	3	0	0	38
01	BELL, Chad	c	0	0	0	0	0	0	0	0	0	3	0	0	0	1	0	8
10	LIGHTFOOT, Tim	g	3	5	2	3	0	0	1	2	3	0	8	0	3	0	0	15
12	ASHCRAFT, Ryan	g	0	0	0	0	0	0	0	0	0	0	0	0	0	0	0	0
40	PAYNE, Cody	g	5	7	0	1	1	3	4	0	8	3	11	0	3	0	0	25
TEAM																		
Totals.....		24	53	5	17	9	15	8	24	32	19	62	11	17	3	2	200	

TOTALFG%	1st Half: 13-27 48.1%	2nd Half: 11-26 42.3%	Game: 45.3%	DEADBALL
3-Pt. FG%	1st Half: 3-8 37.5%	2nd Half: 2-9 22.2%	Game: 29.4%	REBOUNDS
F Throw %	1st Half: 5-6 83.3%	2nd Half: 4-9 44.4%	Game: 60.0%	4

HOME TEAM: BRIGHAM YOUNG Cougars 15-8, 5-5

##	Player	fg	fga	3-pt	fga	ft	fta	rebounds		pf	tp	a	to	blk	s	min		
								of	de									
03	BIGELOW, Mark	f	5	10	0	4	4	6	0	1	1	2	14	2	1	0	1	33
25	NIELSEN, Eric	f	4	8	1	1	1	1	0	5	5	4	10	1	0	1	0	38
52	JENSEN, Jared	c	2	4	0	0	3	4	0	2	2	0	7	0	0	1	0	17
02	HANSEN, Travis	g	7	13	0	1	6	6	0	5	5	1	20	4	2	1	1	35
31	MONTAGUE, Matt	g	1	5	1	3	2	2	0	1	1	0	5	8	3	0	1	39
20	BOBIK, Daniel	g	0	0	0	0	0	0	0	1	1	2	0	1	0	0	0	8
22	BALDERSON, Jimmy	g	1	3	0	1	0	0	0	1	1	2	0	0	1	0	0	6
32	JEPSEN, Bart	g	1	1	0	0	0	0	0	0	0	1	2	0	0	0	0	4
40	HOWARD, Dan	g	1	1	0	0	1	2	1	1	2	2	3	0	0	0	0	12
42	CARLISLE, Jon	g	2	4	0	0	1	2	1	2	2	5	0	2	1	1	8	
TEAM																		
Totals.....		24	49	2	10	18	23	2	23	25	15	68	16	9	4	4	200	

TOTALFG%	1st Half: 14-26 53.8%	2nd Half: 10-23 43.5%	Game: 49.0%	DEADBALL
3-Pt. FG%	1st Half: 2-6 33.3%	2nd Half: 4-9 44.4%	Game: 20.0%	REBOUNDS
F Throw %	1st Half: 4-5 80.0%	2nd Half: 14-18 77.8%	Game: 78.3%	4

Officials: Lonnie Dixon, Randy McCall, Eddie Jackson
Technical fouls: New Mexico-None. BRIGHAM YOUNG Cougars-None.
Attendance: 7103
Score by Periods: 1st 2nd Total
New Mexico 34 28 62
BRIGHAM YOUNG Cougars 34 34 68

Points in the paint-NM 26, BYU 34. Points off turnovers-NM 7, BYU 23.
2nd chance points-NM 11, BYU 0. Fast break points-NM 2, BYU 2.
Bench points-NM 19, BYU 12. Score tied 9 times. Lead changes 9 times.

BOX - LAST YEAR AT NEW MEXICO

VISITORS: BYU 12-4, 2-1

##	Player	fg	fga	3-pt	fga	ft	fta	rebounds		pf	tp	a	to	blk	s	min		
								of	de									
25	NIELSEN, Eric	f	4	11	2	2	0	0	1	3	4	1	10	0	3	0	1	37
52	JENSEN, Jared	c	6	0	0	3	5	3	0	3	3	15	0	2	0	1	24	
02	HANSEN, Travis	g	4	13	3	0	0	0	3	2	8	1	2	0	0	0	29	
03	BIGELOW, Mark	g	2	7	0	3	0	1	0	2	2	3	4	0	0	0	23	
31	MONTAGUE, Matt	g	2	5	0	1	0	0	1	5	6	1	4	1	3	0	1	40
10	NASHIE, Terry	g	0	0	0	0	0	0	0	0	0	0	0	0	0	0	0	1
20	BOBIK, Daniel	g	4	6	1	3	2	2	0	2	2	5	11	0	3	0	2	24
22	BALDERSON, Jimmy	g	1	3	0	1	0	0	0	1	1	2	0	0	0	0	0	7
32	JEPSEN, Bart	g	0	0	0	0	0	0	0	0	0	0	0	0	0	0	0	2
42	CARLISLE, Jon	g	1	2	0	2	4	1	3	4	2	4	0	0	3	0	13	
TEAM																		
Totals.....		24	54	3	13	7	12	7	22	29	18	58	12	13	3	5	200	

TOTALFG%	1st Half: 13-27 48.1%	2nd Half: 11-27 40.7%	Game: 44.4%	DEADBALL
3-Pt. FG%	1st Half: 2-4 50.0%	2nd Half: 1-9 11.1%	Game: 23.1%	REBOUNDS
F Throw %	1st Half: 4-6 66.7%	2nd Half: 3-6 50.0%	Game: 58.3%	2

HOME TEAM: New Mexico 12-4, 2-0

##	Player	fg	fga	3-pt	fga	ft	fta	rebounds		pf	tp	a	to	blk	s	min		
								of	de									
33	DENNEHY, Patrick	f	5	8	0	0	1	4	1	7	8	2	11	0	2	1	1	30
01	BELL, Chad	c	1	1	0	0	0	0	1	0	1	3	2	0	0	1	0	22
03	CAREY, Senque	g	1	4	0	1	2	2	0	3	3	2	4	5	2	0	0	28
05	DOUGLAS, Ruben	g	5	10	1	5	2	2	1	3	4	1	13	0	1	1	1	19
42	CHATFIELD, Eric	g	2	6	0	1	4	5	0	2	2	1	8	4	0	0	1	28
02	PARMER, Marlon	g	6	10	1	2	0	0	1	3	4	0	13	6	4	0	2	27
10	LIGHTFOOT, Tim	g	6	8	1	2	0	0	0	1	1	2	13	1	0	0	0	23
24	WILLIAMS, Jamaal	g	3	6	0	0	0	0	1	3	4	3	6	0	1	0	0	16
40	PAYNE, Cody	g	1	3	1	2	0	0	0	1	1	3	0	0	0	0	0	7
TEAM																		
Totals.....		30	56	4	13	9	14	7	26	33	15	73	16	10	3	5	200	

TOTALFG%	1st Half: 14-28 50.0%	2nd Half: 16-28 57.1%	Game: 53.6%	DEADBALL
3-Pt. FG%	1st Half: 2-8 25.0%	2nd Half: 2-5 40.0%	Game: 30.8%	REBOUNDS
F Throw %	1st Half: 1-2 50.0%	2nd Half: 8-12 66.7%	Game: 64.3%	2

Officials: Stanley Reynolds, Randy McCall, Tim Gabutero; Technical fouls: -None. Attend: 17046
BYU 32 26 58
New Mexico 31 42 73

LAST GAME - BYU STAGES COMEBACK TO DOWN LOBOS

PROVO, Utah (Feb. 16, 2002) - BYU came out on top over New Mexico 68-62 at the Marriott Center Saturday afternoon in a seesaw battle that saw the Cougars repeatedly battle back from behind to win their 33rd straight home game. Down 51-39 with 13 minutes remaining in the game, BYU went on a tear outscoring the Lobos 29-11 to come away with the victory. Before the victory, BYU had not come back to win a game when trailing with five minutes left (0-6 for the season entering the game). New Mexico led 57-53 with five minutes remaining today. Cougar Travis Hansen led the comeback, scoring 14 in the second half to finish with a game-high 20 points. Hansen also spurred his teammates on with four assists, one shy of his career high of five. Mark Bigelow also came around in the second half as he scored 10 points in the last period. He finished with 14 points, marking his fifth consecutive game in double figures. In contrast to Hansen and Bigelow, Eric Nielsen led all scorers at the half with 10 points but didn't score at all in the second and only took one shot. The Cougars as a team shot 49 percent from the field but only 20 percent from three-point range for the game. Matt Montague led all players with eight assists as he continues to be a national leader in assists per game (apg). He averages 7.5 apg which is good for third nationally. Cougar center Dan Howard again provided solid play off the bench, scoring three points and grabbing two rebounds in 12 minutes of play. Against SDSU, Howard had eight points and seven rebounds in 17 minutes, making this back-to-back performance the most impressive of his career. The outcome of the game was never clear as each team scored in spurts. Down 7-4, BYU went on a 10-3 run to go up 14-10 with 12:27 left in the first half. New Mexico then went on an 11-4 run to make the score 21-18 at the 6:31 mark of the first half. Another Cougar run, 7-4, brought them into the lead, 25-24, before the teams ultimately ended the half in a tie, 34-34. New Mexico started the second half with a 17-5 run of their own to make the score 51-39 with 13 minutes left in the game. From there, BYU battled back with their impressive run of 29-11 to defeat the Lobos for the fifth time in six meetings. The win gives the Cougars a split with New Mexico for the season as BYU lost 73-58 down at The Pit in Albuquerque Jan. 19.

WHAT COACH STEVE CLEVELAND HAD TO SAY IN PROVO LAST YEAR ...

"This game said something about the character of the team. I told our players after the game that this may be the most gratifying win of the season. I was really pleased with the way Travis and Mark made big baskets toward the end. We played really, really intelligent ball in the last minutes of the game."

LAST YEAR AT UNM - BIG LOBO SECOND HALF TOO MUCH FOR BYU

ALBUQUERQUE, N.M. (Jan. 19, 2002) - BYU fell 73-58 to New Mexico at The Pit Saturday. The Cougars took a one-point lead into the locker room at the half but were outscored 42-26 to lose the game by 15, their worst loss of the season. BYU (12-4, 2-1) fell victim to a hot-shooting New Mexico team that made 53 percent from the field for the game. The Lobos (12-4, 2-0) got solid contributions from their guards, with Ruben Douglas, Eric Chatfield and Tim Lightfoot each scoring 13 points in the contest. A bright spot for the Cougars continues to be Jared Jensen, who had a game-high 15 points in 24 minutes of play. Jensen got little help from the outside, however, as BYU struggled from the floor. BYU was 24-for-54 from the floor and made only 3-of-13 three-pointers. Mark Bigelow failed to extend his BYU record of 22 consecutive games with a three-pointer. Bigelow also ended his string of 14 straight games in double figures. He was 2-7 with four points, a season low. "It was tough," said Jensen. "Obviously, we're disappointed a little bit but we still have unity, we're still going to go out and compete. We've got to keep this thing rolling." The Cougars came out aggressive and sharp in the first half, going toe-to-toe with the sharp-shooting Lobos. Cougar forward Eric Nielsen was 2-2 from beyond the arc, equaling the career-best effort he had against Stanford this season. He finished the game with 10 points, his fifth straight game in double figures. Travis Hansen had six early points, including an authoritative one-handed dunk over Lobo center Chad Bell. But Hansen - like the rest of the Cougars - cooled off in the second half, not scoring again until 6:47 remained in the game. New Mexico went on a 12-2 run to start the second half, going up 43-34 and never looking back. The hot-shooting Lobos shot nearly 60 percent in the second half, compared to BYU's 41 percent. Free throws also plagued the Cougars as they only shot 58 percent from the line on 7-for-12 shooting, their worst effort since Jan. 13, 2001, when they shot 50 percent against SDSU. BYU guard Daniel Bobik, however, pushed his free throw streak to 24 on 2-for-2 shooting, passing Hansen's previous season high of 23. Senior guard Matt Montague dished out 11 assists, his fourth double-digit assist game this year and second-highest total behind the career-high 15 assists he had against the University of Idaho. He also grabbed six boards to lead the team in rebounding for the second time in the last three games.

WHAT COACH STEVE CLEVELAND HAD TO SAY AT NEW MEXICO LAST YEAR ...

"They made shots tonight, even when they were contested. Offensively, they had good balance. We competed with a lot more energy in the first half than in the second. Part of making plays is making shots when the game is on the line."



2002-03 BYU NUMERICAL ROSTER

NO.	NAME	POS.	HT.	WT	YR.	EXP.	HOMETOWN (PREVIOUS SCHOOL)	PLAYER NOTE
2	Travis Hansen	G/F	6-6	210	Sr.	2L	Orem, Utah (Utah Valley State College)	Leads in pts (15.8), assists (2.8); second in rebs (5.0)
3	Mark Bigelow	F/G	6-7	195	Jr.	2L	Olympia, Wash. (Olympia HS)	Second-leading scorer (13.3) and top three-point shooter (39)
4	Luiz Lemes	G	6-3	180	Jr.	TR	Sao Paulo, Brazil (E. Oklahoma State)	JC transfer averages 7.5 minutes in 15 of 18 games
5	Jake Shoff	F/C	6-9	265	Jr.	TR	Alpine, Utah (Weber State)	Has one start (Weber State); shooting .600 from the floor
10	Terry Nashif	G	5-10	165	So.	1L	Vancouver, Wash. (Evergreen HS)	Started last four games; had career-high 11 points at SDSU
12	Marc Roberts	G	6-3	205	So.	1L	Provo, Utah (Timpview HS)	Came off a redshirt to play in three of last five games
14	Ricky Bower	G	6-4	185	Jr.	TR	Meridian, Idaho (Wisconsin)	Top reserve shoots 46 percent, including 45 percent on threes
15	John Allen	F	6-7	215	So.	1L	Houston, Texas (Mayde HS)	Shooting 7-11 on threes and 19-20 from the line
24	Kevin Woodberry	G	6-0	170	Jr.	TR	Phoenix, Ariz. (Dixie State College)	Off bench in last four games; 30 assts, 10 TO last 11 games
32	Bart Jepsen	F	6-9	235	Jr.	2L	Roswell, N.M. (Roswell HS)	Avg. 4.5 minutes in 11 appearances; not played last 3 games
40	Dan Howard	C	7-0	225	Jr.	2L	Kaysville, Utah (Davis HS)	Played in 16 games; career-best 11 pts in season opener
52	Jared Jensen	F/C	6-9	250	So.	1L	West Haven, Utah (Fremont HS)	2002 MWC Co-Freshman/Year played 9 min. vs. Utah / foul trble
55	Rafael Araujo	C	6-11	265	Jr.	TR	Sao Paulo, Brazil (Arizona Western College)	NJCAA All-American leads MWC in rebounds at 9.1 ppg

PLANNING TO REDSHIRT

13	Austin Ainge	G	6-1	175	Fr.	HS	Gilbert, Ariz. (Highland HS)	Returned missionary will redshirt; now back from broken thumb
34	Jermaine Odjegba	G	6-5	190	Fr.	HS	Lake Park, Fla. (Palm Beach Gardens HS)	True freshman will redshirt

Head Coach: Steve Cleveland , UC Irvine, 1976 (sixth season)

Associate Head Coach: Dave Rose, Houston, 1983

Assistant Coaches: Andy Toolson, BYU, 1990; John Wardenburg, BYU, 1986

Director of Basketball Operations: Nate Call, BYU, 1993

BYU PLAYER SEASON/CAREER HIGHS

#	PLAYER	POINTS	REBOUNDS	ASSISTS (^ BLOCKS)
2	HANSEN, Travis Career:	23 at Arizona State 30 at Pepperdine (2002)	12 vs. St. Bonaventure, Utah 17 at Pepperdine (2002)	5 (three times) / ^ 3 vs. Utah same (four times) / same
3	BIGELOW, Mark Career:	21 at Creighton,vs.UNLV,at SDSU 33 at Washington State (1998-99)	8 vs. San Diego 14 (twice- 1998-99)	5 vs. San Diego 6 (twice-1998-99)/(9 steals,BYU record)
4	LEMES, Luiz Career:	7 vs. Rice same	2 vs. Rice, vs. Pepperdine same	2 vs. Rice same
5	SHOFF, Jake Career:	15 vs. Pepperdine same	5 vs. Pepperdine same	2 vs. Utah State same
10	NASHIF, Terry Career:	11 at San Diego State same	5 vs. Rice same	7 vs. UNLV same
12	ROBERTS, Marc Career:	6 at Weber State same (twice)	3 at Weber State same	2 vs. Idaho State same (also at Wyoming on 2-26-00)
14	BOWER, Ricky Career:	13 vs. Idaho State same	5 vs. St. Bonaventure, vs. SUU same	4 at Creighton, vs. UCSB, vs. SUU same
15	ALLEN, John Career:	8 at Arizona State, SUU 10 at Notre Dame (1999-00)	4 vs. St. Bonaventure same	2 vs. Southern Utah same / ^ 1 vs. So. Ill. (99-00)
24	WOODBERRY, Kevin Career:	12 vs. Utah State same	4 at Arizona State, vs. Idaho St. same	6 vs. Utah State, SUU/(4 steals vs. USD) same
32	JEPSEN, Bart Career:	7 vs. Rice same (three times)	3 vs. Southern Utah, vs. Pepperdine 9 vs. Washington (1997-98)	- 2 - twice / ^ 3 vs. UTEP (1998-99)
40	HOWARD, Dan Career:	11 vs. Toledo same	2 (five times) last vs. idaho St. 7 at SDSU (2002)	1 vs. Kansas State, at Creighton same (twice) / ^ 2 - twice (2002)
52	JENSEN, Jared Career:	18 vs. Rice 20 at Air Force (2002)	7 vs. Idaho State 10 vs. Creighton, CSUN (2002)	3 at San Diego State same/ ^ 2 (4 times)
55	ARAUJO, Rafael Career:	24 at San Francisco same	17 at San Francisco same	3 (3 times)/^ 3 atASU/ (4 steals v. Idaho St.) same





BYU BASKETBALL ON KSL

The "Voice of the Cougars" is KSL Newsradio 1160's Greg Wrubell. He is in his seventh season as the play-by-play voice of BYU basketball. Wrubell, also the voice of BYU football, is joined by color analyst Mark Durrant, a four-year BYU basketball letterman who graduated in 1995 as a three-time Academic All-WAC forward. KSL Newsradio 1160 AM in Salt Lake City is the flagship of the Cougar Sports Network. Network Stations are located in:

- Salt Lake City, UtahKSL 1160 AM
- St. George, UtahKDXU 890 AM
- Manti, UtahKMXU 105.1 FM
- Jerome, IdahoKART 1400 AM
- Boise, IdahoKIOV 1450 AM
- Blackfoot, IdahoKPLV 105.5 FM
- Idaho Falls, IdahoKBLI 1620 AM
- Las Vegas, NevadaKSHP 1400 AM

COACH CLEVELAND'S RADIO SHOW

BYU coach Steve Cleveland joins Sports Final host Bill Riley live each Wednesday from 7-8 p.m. on KSL Newsradio 1160 to talk Cougar basketball. The Steve Cleveland Show gives Cougar fans an opportunity to hear the coach discuss recent games and upcoming opponents. Bill Riley can be heard on Sports Final week nights from 7-9 p.m.

COACH CLEVELAND'S TV SHOW

BYU coach Steve Cleveland joins SportsBeat Sunday anchor Tom Kirkland each Sunday evening at 11:15 p.m. for the Steve Cleveland Show live on KSL-TV, channel 5. Coach Cleveland reviews the past week's games while looking ahead to the next outing. The 15-minute program also includes a feature on a BYU player.

2002-03 BYU STARTING LINEUPS

Opp.	PG	SG	SE	PF	C
v. Toledo	Woodberry	Hansen	Bigelow	Jensen	Araujo
v. KSU	Woodberry	Hansen	Bigelow	Jensen	Araujo
v. SBU	Woodberry	Bower	Bigelow	Hansen	Araujo
RICE	Woodberry	Hansen	Bigelow	Jensen	Araujo
@ASU	Woodberry	Hansen	Bigelow	Jensen	Araujo
@CU	Woodberry	Hansen	Bigelow	Jensen	Araujo
USD	Woodberry	Hansen	Bigelow	Jensen	Araujo
USU	Woodberry	Hansen	Bigelow	Jensen	Araujo
UCSB	Woodberry	Hansen	Bigelow	Jensen	Araujo
@USF	Woodberry	Hansen	Bigelow	Jensen	Araujo
SUU	Woodberry	Hansen	Bigelow	Jensen	Araujo
PEPP	Woodberry	Hansen	Bigelow	Jensen	Araujo
v. OSU	Woodberry	Hansen	Bigelow	Jensen	Araujo
@WSU	Woodberry	Hansen	Bigelow	Shoff	Araujo
ISU	Nashif	Hansen	Bigelow	Jensen	Araujo
UNLV	Nashif	Hansen	Bigelow	Jensen	Araujo
@SDSU	Nashif	Hansen	Bigelow	Jensen	Araujo
Utah	Nashif	Hansen	Bigelow	Jensen	Araujo

BYU STARTING LINEUP (RECORD)

- Woodberry, Hansen, Bigelow, Jensen, Araujo 9-3
- Nashif, Hansen, Bigelow, Jensen, Araujo 3-1
- Woodberry, Bower, Bigelow, Hansen, Araujo 1-0
- Woodberry, Hansen, Bigelow, Shoff, Araujo 0-1

BYU'S LAST GAME – HOME VICTORY STREAK ENDS AS UTES PREVAIL
 PROVO, Utah (January 25, 2003) -- BYU fell to the University of Utah at home last Saturday, 79-75, snapping the nation's longest homecourt winning streak at 44 games. On hand was the Cougars' largest crowd of the year -- 21,412. BYU's last loss in the Marriott Center was a 78-74 victory by New Mexico on Feb. 17, 2000. Utah guard Mark Jackson hit four free throws in the final 18.7 seconds to seal the victory for the Utes, who played the game without head coach Rick Majerus. The Utah coach was attending the funeral of former Utah player Andre Miller's stepfather. Jackson led Utah in scoring with 17 points, including 13-for-13 from the free throw line. "It felt really good to win this game. Coach Majerus did a great job putting together a game plan and the players executed it well," said Utah assistant coach Kerry Rupp, who guided the Utes in Majerus' absence. In a game so closely played, neither team held a lead of more than seven points. It came down to the free throw line where the Utes eventually put the game away. "I've never seen Utah play better this season than they played today at both ends of the floor," said BYU head coach Steve Cleveland. "I will give them full credit." The Utes held on to a three-point lead courtesy of a Nick Jacobson trey in the final seconds. Jacobson led the way for Utah in the first half, scoring the team's last seven points of the half. The second half was as tightly played as the first. The two teams traded buckets most of the final period leading up to the dramatic finish and Jackson's four charity tosses. The Cougars cut the Utah lead to two, 77-75, on a jam by Araujo, but had to foul and Jackson knocked down two more for the Utes. Travis Hansen led BYU with his second double-double of the season with 21 points and 12 rebounds. Hansen made a career-high 14 free throws, missing only once, making many of those late in the game to counter Ute baskets. Rafael Araujo was one rebound away from a double-double performance of his own with 19 points and nine boards. Mark Bigelow added three more treys to his total (148) and scored 16 points while Ricky Bower added 10. "I didn't feel like we played poorly at any time, I just felt like there were times late in the game when we didn't take care of the ball," Cleveland said. "You have got to do those things to win close ball games." Utah big man Tim Frost scored 16 points including two big threes, stretching BYU's defense. Jacobson finished with 13 and Britton Johnsen totaled 12 points and 12 rebounds. Utah freshman forward Bryant Markson played only seven minutes but scored six points in the second half to help the Utes stay on top. With the win Utah improves to 14-4 overall and 2-1 in the MWC. Utah also takes a one-game lead in the overall series record against BYU at 117-116.

UP NEXT FOR BYU

BYU will host Air Force Monday at 8:30 p.m. The game is not being televised. The Falcons enter a Saturday night game at Utah with a 10-7 record and 1-3 mark in the MWC. The Falcons have played well, dropping two 2-point road losses at CSU and Wyoming and gaining a home victory over UNLV. They opened MWC play with a home loss to San Diego State. Air Force leads the nation in scoring defense, yielding only 54 points per game. The Falcons are No. 8 nationally in three-point shooting.

COUGAR BRIEFING

Led by senior guard Travis Hansen, junior swingman Mark Bigelow and junior center Rafael Araujo, the Cougars (13-5) earned an 11-4 non-conference record and are 2-1 in MWC play. Hansen leads the team in scoring (15.8) and assists (2.8) and is second in rebounding (5.0), Bigelow is second in scoring (13.3) and the team's top three-point shooter (39-84, .464), while Araujo has come on strong as the third-leading scorer (12.3) while leading the MWC in rebounds (9.1). Sophomore forward Jared Jensen adds 8.1 points and 3.6 rebounds and sophomore point guard Terry Nashif has started the last four games, setting career bests of 7 assists vs. UNLV and 11 points at San Diego State. Coach Cleveland has more talent on the bench this year. Junior guard Ricky Bower leads the reserves, averaging 6.6 points and shooting 45 percent from behind the arc. Kevin Woodberry, who has started in 14 games, adds 5.6 points and 2.2 assists. The Cougars shoot .477 from the floor, .401 on threes and an MWC-best .740 from the line. BYU is among the top MWC defensive teams, allowing .409 shooting, including .289 on threes. BYU scores 74.0 ppg while allowing 65.3. BYU is 8-1 at home and 5-4 away from the Marriott Center, including a 3-1 neutral record and 2-3 road mark. Coach Steve Cleveland has a deeper bench this year than he did last season. He has used four starting lineups, but primarily gone with two lineups. He used the same starting five in 12 games with Kevin Woodberry manning the point, but has inserted Terry Nashif at point in the last four games. Sophomore guard Marc Roberts came out of a possible redshirt season after 13 games, playing at Weber State. Freshmen guards Austin Ainge and Jermaine Odjegba will redshirt.

WHO'S HOT

- Junior swingman Mark Bigelow scored a team-high 21 points at San Diego State along with four rebounds and three steals. He followed with 16 points vs. Utah, adding five boards, three assists, one block and one steal. Last week, he shot 48.3 percent, 47.1 percent on threes.
- Senior guard Travis Hansen recorded his second double-double of the year with a game-high 21 points and 12 rebounds vs. Utah. He added four assists, a career-best three blocks and two steals in 34 minutes. Including Monday's win over San Diego State, Hansen averaged 17.5 points, 8.0 rebounds, 3.0 assists, 2.0 steals and 1.5 blocks per game last week.
- Junior center Rafael Araujo has scored in double figures in 10 of the last 12 games. He has scored 17 or more points in seven of the last nine games. He had 19 points and 9 rebounds vs. Utah last Saturday.



BYU MARGIN OF VICTORY/DEFEAT

	WINS	LOSSES
1 point		
2 points		
3 points		
4 points	1	1
5 points		
6 points		1
7 points		
8 points	1	
9 points	2	
10 points	1	1
11 points	1	
12 points		1
13 points	1	1
14 points		
15 points	2	
16-19 points	2 (16,19)	
20-24 points		
25-29 points		
30-plus points	2 (33,39)	

BYU'S 2002-03 RECORD WHEN ...

At home	8-1
On the road	2-3
On a neutral floor	3-1
On Television	5-2
On ESPN	0-0
On ESPN2	0-1
On ESPN+Plus	0-1
On SportsWest	3-0
On Monday	2-1
On Tuesday	0-0
On Wednesday	2-1
On Thursday	2-0
On Friday	1-0
On Saturday	6-3
Coming off a win	9-4
Coming off a loss	2-1
Had two or more days between last game	11-3
Had only one day between last game	0-2
Playing the next day after a game	2-0
BYU scores 100 or more points	0-0
BYU scores between 90-99 points	2-0
BYU scores between 80-89 points	3-0
BYU scores between 70-79 points	3-2
BYU scores between 60-69 points	5-3
BYU scores below 60 points	0-0
Opponent scores 90 or more points	0-0
Opponent scores between 80-89 points	0-1
Opponent scores between 70-79 points	1-4
Opponent scores between 60-69 points	5-0
Opponent scores between 50-59 points	6-0
Opponent scores below 50 points	1-0
BYU leads at half	9-0
Opponent leads at half	4-5
Score tied at half	0-0
BYU leads with 5 minutes left	13-0
Opponent leads with 5 min. left	0-5
BYU leads with 1 minute left	13-0
Opponent leads with 1 min. left	0-5
Score tied with 1 minute left	0-0
Game goes into overtime	0-0
BYU shoots 50 % or better	5-0
Opponent shoots 50 % or better	0-2
BYU out shoots opponent	13-1
Opponent out shoots BYU	0-4
BYU out rebounds opponent	10-3
Opponent out rebounds BYU	3-2
BYU and opponent tie in rebounds	0-0
vs. top-25 ranked opponent	0-0
vs. 2002 conference champions	4-1
vs. 2002 postseason teams	6-3

NATIONAL POLLS

BYU has received a vote the last two weeks after not receiving any votes the prior two weeks after suffering its third loss of the year vs. Oklahoma State and fourth at Weber State. In this week's ESPN/USA Today Coaches Poll, BYU is tied for 41st with five others with one vote, including Wyoming. Utah is the top ranked MWC team, tied for 37th with four votes. BYU did not receive votes in the Associated Press Poll for the fourth straight week. Utah is 35th with 17 points and Wyoming 42nd with five points. Two BYU opponents are in the top-25 of both polls. Oklahoma State is rated ninth (AP) and 11th (ESPN/USA Today) while Creighton is ranking 15th (ESPN/USA Today) and 16th (AP).

RPI AND SAGARIN RATINGS

BYU is the top-rated MWC team in the Sagarin Ratings and RPI. The Sagarin Ratings through Tuesday's results rank BYU 31st followed by Utah at No. 32, with Wyoming at 55 and UNLV at 56. As a conference, the Mountain West has been rated as high as 6th but is currently ranked 7th, with the Pac-10 in the No. 6 ranking. In the RPI computed by CBS.Sportsline.com after Tuesday's results, BYU has a No. 15 rating, followed by Utah at 24, UNLV at 44 and Wyoming at 51. In the RPI compiled by Collegiate Basketball News, updated weekly after Sunday's results, BYU is 17th, Utah 24th, UNLV 43rd, and Wyoming 49th.

MWC AND NCAA STATISTICS

BYU is ranked 14th in the NCAA statistics in three-point shooting (.401). Among MWC teams, BYU is the top free throw shooting team (.740) and also leads three point percentage defense (.289). BYU is second in scoring margin (+8.7), field goal percentage defense (.409), steals (6.72) and three-point shooting (.401). Individually, Rafael Araujo is the top rebounder (9.1) and ranks second in field goal percentage (586) and fourth in steals (1.44). Mark Bigelow No. 2 in three-point percentage (.464) and Ricky Bower is 4th (.450). Jared Jense is 4th in FT percentage (.778) and Travis Hansen is tied for 4th in scoring (15.8). In MWC games, BYU is the top team in scoring average (80.0) and three-point shooting (.489) and is second in scoring margin (+5.0), free throw percentage (.771), assists (14.33) and turnover margin (+2.67). Individually in MWC games, Terry Nashif the top three-point percentage shooter (.750, 3-4) and No. 3 assist man (4.0). Bigelow is second in three-pointers made (4.0) and scoring (19.3). Hansen is 5th in scoring (18.3), while Araujo No. 2 in steals (2.0) and 3rd in rebounds (9.7).

COUGARS PLAY TOP MWC SCHEDULE, AMONG NATION'S TOUGHEST

BYU has achieved a 13-5 record playing the toughest schedule of any MWC team and among the toughest in the nation. BYU's schedule is currently rated the 9th toughest in the nation by CBS.Sportsline.com's computer analysis and 16th by Collegiate Basketball News. The Sagarin Ratings rank BYU's schedule No. 32. After BYU, the next toughest MWC schedule belongs to Utah (35th by Collegiate Basketball News and 51st by CBS Sportsline.com and 59th 75th by Sagarin). Of the 22 teams BYU will face on its regular season schedule this year, 17 have a winning record after Tuesday's play while four (UNM 7-10; USF 7-11; UCSB 8-9; SUU 8-9) have losing records and one is at .500 (Toledo 9-9). BYU's opponents have combined to win 64 percent of their games thus far this year. BYU's five losses have been at Creighton (17-2), at USF (7-11), vs. Oklahoma State (16-1) in Oklahoma City, at Weber State (14-5) and to Utah (14-4).

LOOKING AT THE 2002-03 SCHEDULE

This year's schedule features 17 games against teams who qualified for postseason play last year and included playing in the University of The Virgin Islands Paradise Jam (U.S. Virgin Islands) and Touchstone Energy All-College Classic (Oklahoma City). BYU's non-conference schedule included teams from 10 different conferences. Overall, 12 teams earned postseason bids last season, seven advancing to the NCAA tournament and five playing in the NIT. Six teams earned a conference regular season or league tournament title and 12 placed in the top three in their league standings. The Cougars will play 14 regular season games in the Marriott Center. Excluding the MWC Tournament, BYU plays 15 road games, including 11 away contests and four neutral site games. The 2003 MWC Tournament takes place March 12-15 at the Thomas and Mack Center in Las Vegas. The Pac-10, Big 12, Atlantic 10, Big Sky, Big West, Mid-American, Mid-Continent, Missouri Valley, West Coast and Western Athletic are represented on the non-league schedule. Nine teams -- Arizona State, Creighton, San Diego, UC Santa Barbara, San Francisco, Utah State, Southern Utah, Weber State and Pepperdine -- were also on last year's nonconference schedule.

70-POINT BAROMETER

BYU is 12-0 this year when holding opponents below 70 points but 1-5 when the opposition reaches the 70-point mark. In the five-plus season Steve Cleveland has been BYU's coach, the Cougars are 79-15 (.840) when holding opponents below 70 points. BYU's winning percentage drops off substantially when BYU opponents have scored between 70-79 points. BYU's record is 17-34 (.333) in those games during the Cleveland era.

MORE POINTS ON POINTS ...

WHEN BYU SCORES: (CLEVELAND ERA)	
Points	Record
100 or above	2-0 (1.000)
90-99	7-0 (1.000)
80-89	26-4 (.867)
70-79	32-17 (.653)
60-69	28-26 (.519)
WHEN BYU ALLOWS: (CLEVELAND ERA)	
Points	Record
40-49	16-0 (1.000)
50-59	33-3 (.917)
60-69	30-12 (.714)
70-79	17-34 (.333)



THE LAST TIME BYU HAD ...

4 PLAYERS SCORE IN DOUBLE FIGURES

1/16/03 vs. Utah Hansen (21)
Araujo (19), Bigelow (16), Bower (10)

5 PLAYERS SCORE IN DOUBLE FIGURES

12/28/00 at Weber State Wesley (18), Whiting
(15), Lyday (14), Hansen (12), Nielsen (12)

A PLAYER RECORD A DOUBLE-DOUBLE

1/16/03 vs. Utah
Travis Hansen, 21 points, 12 rebounds

TWO PLAYERS RECORD A DOUBLE-DOUBLE

1/23/99 vs. CS Northridge
Mark Bigelow 23 points, 11 rebounds
Nathan Cooper 15 points, 10 rebounds

TWO DOUBLE-DIGIT REBOUNDERS

11/25/02 vs. St. Bonaventure (at Paradise Jam)
Travis Hansen-12, Rafael Araujo-10

TWO PLAYERS FOULED OUT

1/20/03 at San Diego State
Rafael Araujo and Mark Bigelow

THREE PLAYERS FOULED OUT

12/22/00 vs. Iowa State (@Laie, Hawaii)
Nate Knight, Mekell Wesley, Trent Whiting

A PLAYER EJECTED FROM THE GAME

11/23/02 vs. Kansas State
Travis Hansen (2 technical fouls)

A PLAYER RECEIVED A TECHNICAL FOUL

11/23/02 at San Francisco - Travis Hansen

AT LEAST TWO PLAYERS SCORED 20+ POINTS

1/16/03 vs. UNLV Rafael Araujo-22
Mark Bigelow-21; Travis Hansen-20

THREE PLAYERS SCORED 20+ POINTS

1/16/03 vs. UNLV Rafael Araujo-22
Mark Bigelow-21; Travis Hansen-20

FOUR PLAYERS SCORED 20+ POINTS

1/13/79 vs. UNM D.Ainge-27; Scott Runia-25;
Devin Durrant-20; Alan Taylor-20.

TWO PLAYERS SCORED 25+ POINTS

3/1/01 at New Mexico
Terrell Lyday-26; Mekeli Wesley-25

A PLAYER SCORED 30+ POINTS

1/5/02 at Pepperdine
Travis Hansen-30

A PLAYER WITH 5 STEALS

1/2/02 vs. San Francisco - Matt Montague

A PLAYER HAD DOUBLE-DIGIT ASSISTS

3/14/02 vs. UC Irvine
Matt Montague-12

A PLAYER 100% AT FT LINE (MIN. 8 ATTS)

3/2/02 at Colorado St. - Jared Jensen (8-8)

A PLAYER 100% FROM FLOOR (MIN. 5 ATTS)

1/02/03 vs. Pepperdine
Jake Shoff (6-6)

A PLAYER 100% ON TREYS (MIN. 3 ATTS)

3/20/02 at SDSU - Terry Nashif (3-3)

NO PLAYER MAKE A TREY

11/22/96 vs. CS Fullerton (0-9)

LAST TIME OPPONENT DID NOT MAKE A TREY

12/14/02 Utah State (0-5)

BIGGEST BYU SCORING RUN OF THE SEASON

12/11/02 vs. San Diego (18-0)

AT THIS POINT ...

At this point last year BYU was also 2-1 in the MWC standings, with two home wins and a road loss. BYU was on the road for its fourth and fifth games last year, dropping both to fall to 2-3 after five games. BYU was 4-3 at the half-way point with four home wins. BYU was also 2-1 and then 2-2 in 2001, but went on to start 5-2 during the first half with five home wins. BYU started 3-1 after four games during the inaugural MWC season in 2000 with two home wins and one road victory, opening with a win at UNLV. Its loss was at home to Utah. BYU finished the first half 4-3 with four games being on the road.

STREAKS

After three straight wins, BYU lost to Utah Saturday, ending the Cougars' nation-leading 44-game homecourt victory streak. BYU has lost back-to-back games only once this year (vs. Oklahoma State and at Weber State). BYU had defeated 18 straight MWC teams at home prior to the loss to Utah. The Cougars have won 34 straight home games over a non-conference opponents. The Cougars won five straight games overall to open this season, the longest overall streak since winning eight straight games last year in preseason. The Cougars won four straight away from home (3 neutral, 1 away) this year before losing their next four (3 away, 1 neutral) until winning at San Diego State last week. The four wins away from home was the team's best streak away from home since BYU's 2001 NCAA team won five consecutive games (2 away, 3 at the MWC tournament) in March 2001. BYU has made a three-point shot in 197 consecutive games since going 0-9 in a 75-67 loss to CS Fullerton on Nov. 22, 1996.

SHOOTING, REBOUNDING SUCCESS

BYU has out shot 14 of 18 opponents this year (except USF, OSU, Weber State, Utah) and outrebounded 12 (except Creighton, USU, USCB, SDSU, Utah). BYU is shooting .477, including .401 on threes, while limiting opponents to .409 shooting from the floor and only .289 on threes. BYU averages 35.1 boards to its opponents' 32.1. BYU has shot 45 percent or better in 13 games this year (losing only once twice at Creighton and vs. Utah), including a string of six straight until shooting a season-low 36.5 percent at USF. BYU rebounded to shoot 58 percent (SUU) and 54.2 percent (Pepperdine) in its next two games. BYU shot 58.3 percent vs. Idaho State, the fifth time this year, and fourth time at home, that BYU has shot better than 50 percent. BYU has shot 54 percent or better in three of its last five home games. BYU out boarded Idaho State 43-19.

FROM THE LINE

BYU topped 80 percent (27-33) free throw shooting for the sixth time this year vs. UNLV. BYU shot a season-high 85.2 percent from the line vs. UCSB, going 23-27. The Cougars have shot better than 70 percent in all but four games, a season-low 55.0 percent (11-20) vs. San Diego, 65.4 percent vs. Pepperdine, 65.7 percent at USF and 66.7 percent vs. Idaho State. Individually, eight Cougars are shooting 70 percent or better from the line, with six topping 77 percent. John Allen made his first 19 straight until missing his last attempt vs. Utah (19-20), while Ricky Bower is shooting 89.1 percent (41-46). BYU is shooting a MWC-leading 74.0 percent as a team.

DEFENSIVE NOTABLES

BYU has held 10 opponents to 42 percent or lower shooting, and has held five opponents below 35 percent shooting. BYU held Pepperdine, coming in shooting 47.1 percent, to its second-lowest percentage of the year at 34.5 percent. BYU held UCSB, a team that came in after seven games shooting 50.3 percent from the floor and 45.5 percent on threes, to 36.5 percent and 26.1 percent on threes. BYU has held nine opponents this year to 60 points or less. BYU is 49-3 under Steve Cleveland when holding opponents below 60 points. BYU held USD to a BYU-opponent low of 49 points. On the year, BYU's defense yields a combined 65.3 points per game.

COMBO GUARD MICHAEL ROSE SIGNS WITH COUGARS

During the early signing period in November, BYU signed Michael Rose, a 6-foot-1 combo guard out of Spring Woods High School in Houston Texas. A four-year starter, Rose averaged 16.3 points, five rebounds and three assists playing shooting guard as a junior. A preseason All Greater Houston First Team selection, Rose will play point guard his senior season. He has earned first-team All-District 21 5A honors the past two seasons and was the team MVP in 2002. He has helped his team to second-place District 21 finishes the past two years. In his first season, he was named District 21 Freshman of the Year. Rose has played four years on the Houston Hoops summer AAU team that also features top-five recruits Ndidi Eby and Kendrick Perkins. As the team's starting shooting guard, Rose averaged 14 points and helped the team earn a No. 1 national rating for much of the summer. The team placed second at two of the nation's larger invitational tournaments, finishing as the runner-up at both the Nike Peach Jam in Augusta, Ga., and Nike Super Showcase in Orlando, Fla. A great shooter, Rose is one of the 16 finalists still alive in Cuttino Mobley's Clutch City Shootout. Sponsored by the Houston Rockets and generating more than 300 participants, the Shootout allows Houston-area 4A and 5A high school basketball players the opportunity to compete in a series of three-point shooting contests. Rose is scheduled to shoot at halftime of the Rockets' Jan. 13 game. Earlier this month, he connected on 14 consecutive three-point shots during a scrimmage while scoring 56 points. Rose possesses a strong academic resume, ranking second in his class of 365 seniors. He was recruited by Houston, St. Louis, Utah State, Colorado State, Texas Christian, Texas A&M, Tennessee and Illinois. Rose was the only player to sign with BYU during the early signing period. He is the nephew of BYU Associate Head Coach Dave Rose.





MWC PLAYERS OF THE WEEK

Nov. 25 -- Brian Greene (Sr., F), Colorado State
 Dec. 2 -- Marcus Banks (Sr., G), UNLV
 Dec. 9 -- Ruben Douglas (Sr., G), New Mexico
 Dec. 16 -- Dalron Johnson (Sr., F), UNLV
 Dec. 23 -- Ronnie Clark (Sr., F), Colorado State
Dec. 30 -- Rafael Araujo (Jr., C), BYU
 Jan. 6 -- Uche Nsonwu-Amadi (Sr., C), Wyoming
 Jan. 13 -- Marcus Banks (Sr., G), UNLV
 Jan. 20 -- Brian Greene (Sr., F), Colorado State
 Jan. 27 -- Marc Jackson (So., G), Utah



BIGELOW SETS 3-POINT RECORD

PL	TREYS	PLAYER	YEARS
1	148	Mark Bigelow	99-02-03
2	141	Andy Toolson	85-88-89-90
3	127	Terrell Lyday	00-01

BIGELOW MOVING UP SCORING LIST

PL	POINTS	PLAYER	YEARS
1	2467	Danny Ainge	78-79-80-81
2	2319	Michael Smith	84-87-88-89
3	2285	Devin Durrant	79-80-83-84
4	1885	Russell Larson	92-93-94-95
5	1841	Fred Roberts	79-80-81-82
6	1824	Jeff Chatman	85-86-87-88
7	1740	Mekeli Wesley	98-99-00-01
8	1652	Kenneth Roberts	91-94-95-96
9	1512	Kresimir Cosic	71-72-73
10	1408	Jay Cheesman	74-75-76-77
11	1388	Andy Toolson	85-88-89-90
12	1375	Roland Minson	49-50-51
13	1337	Marty Haws	87-88-89-90
14	1317	Joe Nelson	47-48-49-50
15	1299	Dick Nemelka	64-65-66
16	1284	Alan Taylor	77-78-79-80
17	1218	Doug Richards	72-73-74
18	1205	Gary Trost	88-91-92-93
19	1195	Eldon Brinley	28-29-30-31
20	1156	Kari Liimo	67-68-69
21	1150	Elwood Romney	30-31-32-33
22	1143	Doug Howard	68-69-70
23	1128	Steve Schreiner	89-90-91
24	1117	Joe Richey	51-52-53
25	1108	Gary Earnest	59-60-61
26	1106	John Fairchild	64-65
26	1106	Mark Bigelow	99-02-03
28	1105	Terrell Lyday	00-01
29	1099	Mark Handy	74-75-76-77
30	1084	Mel Hutchins	48-49-50-51
31	1073	Randy Reid	93-94-95-96
32	1051	Scott Runia	77-78-79-80
33	1031	Bernie Fryer	71-72
34	1015	Dave Eastis	59-60-61

884		Travis Hansen	01-02-03

BYU'S NATION-LEADING HOME WINNING STREAK COMES TO AN END
 BYU won a school-record 44 straight home games in the Marriott Center before losing to Utah, 79-75 last Saturday. The streak was the longest active streak in the country over part of last season and this season. BYU's last home loss prior to the streak starting was on Feb. 17, 2000 when New Mexico edged the Cougars 78-74. BYU defeated 18 straight MWC teams during the streak, which began with an 83-82 win over UNLV on Feb. 19, 2000. BYU continues its string of non-conference home wins. The Cougars have defeated 34 straight nonconference opponents in the Marriott Center since starting the streak with a 61-59 win over Utah State on Jan. 2, 1999. The last non-league foe to win in Provo was the California Bears, who edged BYU 71-70 on Dec. 19, 1998. BYU went 16-0 at home last season and was 15-0 the prior year. BYU has had a perfect home record seven seasons since the Marriott Center opened for the 1971-72 season. The past two years, however, marks the first time it has happened in back-to-back seasons. Last year's team tied the BYUsingle-season record with 16 home wins and was only the fourth Cougar squad to win more than 14 home games in a season. The 1987-88 Ladell Andersen squad went 16-2 in the Marriott Center.

BIGELOW SETS CAREER THREE-POINT RECORD AT SAN DIEGO STATE
 Junior swingman Mark Bigelow equaled his career-best 5 triples in a game at San Diego State to surpass BYU assistant coach Andy Toolson (141) as BYU's career three-point leader. Bigelow now has 148 treys. Bigelow leads BYU with 39 threes this year while shooting a career-best 46.4 percent from long range. He has made a combined 42.2 percent (148-351) overall on threes.

BIGELOW, HANSEN MOVING UP SCORING CHARTS
 Mark Bigelow became the 34th Cougar and only ninth junior to reach 1,000 career points vs. SUU. He moved into a tie for 26th place with John Fairchild (1,106) with his 16 points vs. Utah, passing Mark Handy (1,099), and Terrell Lyday (1,105). He needs three points to pass Gary Earnest (1,109), which would put him among BYU's top-25 scorers, 12 points to overtake Joe Richey (1,117) and 23 points to surpass Steve Schreiner (1,128). Senior Travis Hansen has 884 career points despite an injury-shortened first season at BYU as a sophomore. He will become the 35th Cougar to reach 1,000 points before the end of the regular season if he continues his team-leading scoring pace.

ARAUJO NAMED MOUNTAIN WEST PLAYER OF THE WEEK ON DEC. 30
 BYU junior center Rafael Araujo was named Mountain West Conference Player of the Week on Dec. 30. It was Araujo's first player of the week honor of his career. Araujo, from Sao Paulo, Brazil (Arizona Western), averaged 20.5 points and 12 rebounds and shot 61.3 percent (19-of-31) from the field and averaged two steals per game. In the 84-72 loss at San Francisco, Araujo recorded his first Division I double-double with career-highs of 24 points and 17 rebounds in 28 minutes of action. He went 11-for-20 from the field (55 percent) and registered a career-high three steals. The 17 boards and 11field goals are both currently tied for the second-highest output by an MWC player this year. Araujo led the Cougars in scoring for the second straight game with 17 points on 8-of-11 field goals and seven boards in the 93-60 win over Southern Utah.

BYU SETS THREE-POINT RECORD IN WIN OVER SOUTHERN UTAH
 BYU set a new school record for three-pointers made in a game, going 14-24 (.583) vs. Southern Utah's match-up zone. Seven Cougars made a trey with six players' only field goals being triples.

COUGARS WIN PARADISE JAM TITLE
 BYU started the season by winning the University of the Virgin Islands Paradise Jam title. Played in St. Thomas, the Paradise Jam featured six teams in a three-game format. BYU earned the title with wins over Toledo, Kansas State and St. Bonaventure. The Bonnies finished the second-year tournament 2-1 with a win over Virginia Tech, who also finished 2-1. Kansas State and Toledo went 1-2 and Michigan 0-3.

HANSEN, BIGELOW EARN PARADISE JAM AWARDS
 Leading BYU to the University of the Virgin Islands Paradise Jam title, Travis Hansen and Mark Bigelow were named to the Paradise Jam All Tournament Team. Others selected to the team were Pervis Pasco of Kansas State, Nick Moore of Toledo, Terry Taylor of Virginia Tech and tournament MVP Marques Green of St. Bonaventure.

RECORD JAM DEFENSE
 BYU set the Paradise Jam tournament record for fewest average points allowed by giving up only 59 points per game in its three tournament wins. The previous record was LaSalle's 62.7 points allowed over three tournament games last year. In the championship game, BYU held St. Bonaventure, who came into the title showdown having scored 91 and 89 points in its first two games, to 57 points and 28 percent shooting. BYU held Toledo to 34.6 percent shooting and 56 points and allowed only 40.4 percent shooting and 64 points by Kansas State. Combined, BYU's Paradise Jam opponents shot 33.9 percent from the floor, including 31.8 percent on threes.

RARE HAPPENING
 When Utah State did not connect on a three-point attempt, going 0-5, against BYUon Dec. 14 it marked the first time a BYU opponent has failed to make a three-pointer since Oklahoma went 0-9 vs. the Cougars in the 1992 Maui Classic on Dec. 21, 1992.



**MWC STANDINGS**

Pl.	Team	MWC	Overall
1.	Wyoming	3-0	15-3
2.	Utah	2-1	14-4
	BYU	2-1	13-5
	Colorado State	2-1	13-5
5.	San Diego State	2-2	11-6
6.	UNLV	1-3	12-5
	Air Force	1-3	10-7
	New Mexico	1-3	7-10

BYU - UNIVERSITY INFO

Location: Provo, Utah (84602)
 Founded: Oct. 15, 1875
 Elevation: 4,553 feet
 Enrollment: 32,122 (daytime)
 Nickname: Cougars
 Mascot: Cosmo
 Colors: Dark Blue, White and Tan
 Arena (Capacity): Marriott Center (22,700)
 Affiliation: NCAA Division I
 Conference: Mountain West Conference
 President: Merrill J. Bateman (Utah, 1960)
 Men's Athletics Director: Q. Val Hale (BYU, 1981)
 Athletic Website: byucougars.com
 Tickets: 378-BYU1 or 1-800-322-BYU1

BYU COACHING STAFF

Head Coach: Steve Cleveland
 Alma Mater (year): UC-Irvine (1976)
 Record at school (years): 98-74 (6th year)
 Career record (years): (same)
 Office phone for head coach: 801-378-3612
 Best time/day to reach coach: Call SID
 Basketball Office Fax: (801) 378-5965
 Assistant coaches (Alma Mater/year)
 Dave Rose (Houston, 1983)
 Andy Toolson (BYU, 1990)
 John Wardenburg (BYU, 1986)
 Director of Basketball Operations:
 Nate Call (BYU, 1993)

BYU TEAM INFO

2001-2002 Overall Record: 18-12
 Conference record/finish: 7-7 (T-4th)
 2002 Postseason: (1-1)
 NIT second round - lost at Memphis
 2002 Final Ranking: N/A
 Starters Returning/Lost: 3/2
 Lettermen Returning/Lost: 8/7
 Redshirts Returning: 2
 Newcomers: 5

BYU HISTORY - CELEBRATING 100 YEARS

First Year of Basketball: 1903
 Overall All-Time Record: 1440-927 (.608)
 Winning Seasons: 80 (last 2002)
 Conference Championships: 25 (last 2001)
 Postseason Appearances (record): 28 (23-29)
 Total NCAA Appearances (Record): 19 (11-22)
 Last NCAA Appearance: 2001
 Result: (0-1) Lost, NCAA First Round in San Diego vs. Cincinnati, 84-59
 Total NIT Appearances (Record): 9 (12-7)
 Last NIT Appearance: 2002
 Result: (1-1) Def. UCIrvine, 78-53
 Lost, at Memphis, 80-69

MWC TEAMS HAD STRONG NON-CONFERENCE SEASON

During non-league play the Mountain West Conference proved that the predictions are true of this being the best, top-to-bottom, the league has been in its four years. Frank Burlison, the respected national college basketball writer for Foxsports.com, was quoted by Steve Guiremand in the Las Vegas Sun, stating, "To me it's pretty clear-cut that (the Mountain West Conference) is the best conference in the West this year. It's better than the Pac-10." Six of eight MWC teams had 10 or more wins and seven have at least nine wins. The league's worst record was New Mexico's 5-8 mark but the Lobos have one of the top players in the league in Ruben Douglas and showed at Tennessee in a closely contested defeat that they are not going to be push-overs. Five teams had 11 or more wins, including 12-3 Wyoming, who won nine straight before losing at No. 14 Kansas. Playing a greater percentage of non-conference road games than the Big East, SEC, Pac-10, Big Ten, Big 12 and ACC, MWC teams achieved a 14-18 road record (44 percent) - the highest non-conference road winning percentage in the league's history. The non-league road record ranked third nationally behind only the Big 12 (16-8) and ACC (6-6).

BYU PLAYED MAJORITY OF NON-CONFERENCE GAMES AWAY FROM HOME

BYU played eight games away from home and seven in the Marriott Center during the non-conference schedule, earning an 11-4 overall record with a perfect 7-0 home mark and a 4-4 record away from Provo. Wyoming was the only Mountain West team to play as many road games during the preseason as BYU. The Cowboys were also the only MWC team to win more non-league games away from home, going 5-3. The Cougars earned their 4-4 record playing the toughest non-league schedule of any MWC team. Air Force played seven road games, going 3-4; Utah played six, going 3-3; SDSU, UNLV and CSU all played half as many road games as BYU, earning 3-1, 3-1 and 0-4 records, respectively. New Mexico played the fewest road games, going winless in three games away from The Pit.

BYU ON THE ROAD

BYUs 2-3 on the road this year, with a three-game road losing skid sandwiched between victories at Arizona State and San Diego State. Counting neutral court games, BYU is 5-4 away from the Marriott Center. With its three wins at the Paradise Jam - BYU achieved its first win streak away from home since the end of the 2001 season.

BYU VS. ITS CONFERENCE PEERS

BYU was picked to finish fourth this year in the Mountain West Conference by the league's media members. BYU has a won 58.3 percent (420-300) of its games all-time vs. MWC opponents. As an overall athletic program, BYU has dominated the Mountain West in its first three seasons, winning 63 percent of all MWC titles, including the 2001 men's basketball championship.

CLEVELAND'S CONFERENCE RECORD

After opening MWC play with two wins, BYU coach Steve Cleveland has evened his conference (WAC/MWC) record before falling to 36-37 with the loss to Utah. Taking over after BYU's 1-25 season, Cleveland improved BYU's conference record in each of his first four seasons and exceeded many expectations with only one returning starter on last year's team that finished fourth with a 7-7 record. Cleveland has had a .500 conference record five times (1-1, 2-2, 29-29, 34-34, and 36-36). He has had an overall winning conference record twice (1-0, 2-1). Cleveland is 23-19 (.548) in MWC games only.

CELEBRATING 100 YEARS OF BYU BASKETBALL

BYU is celebrating 100 years of basketball. Since the first season of BYU basketball in 1903, BYU entered this season having achieved a 1440-927 (.608) overall record with 21 different coaches at the helm. The combined efforts of these men have provided the Cougars with 80 winning seasons in 100 years. BYU has won 25 conference titles and made 28 postseason tournament appearances with 19 NCAA bids and nine NIT berths. The Cougars won the 1951 and 1966 NIT titles and advanced to the Elite Eight of the NCAA tournament in 1981, highlighted by Danny Ainge's length-of-the-court dash to defeat Notre Dame at the buzzer. Ainge was named the nation's top player as the John Wooden Award and Eastman Award winner. Twenty-three players have received All-America recognition while NBA teams have selected a Cougar 41 times in its annual draft. BYU has the nation's 11th longest rivalry, dating back to 1909, against the University of Utah. BYU and Utah have the 10th longest rivalry in terms of games played with 233 contests. Utah leads the series for only the third time with its win this year, holding a one-game edge at 117-116. For more information on BYU's 100-year history, please consult the 2002-03 BYUmedia guide.

BYU AMONG TOP-40 ALL-TIME WINNINGEST BASKETBALL PROGRAMS

With its all-time record of 1440-927 (.608), BYU is the ranked 40th all-time in winning percentage among all Division I basketball programs. In terms of total wins, BYU is in the top 25. The Cougars have had 80 winning seasons in their 100-year basketball history and have made 28 post-season appearances, including 19 NCAA bids, and won 25 conference championships.



KEVIN WOODBERRY / 6-0 • 170 • junior • point guard

- Woodberry is a point guard and good defender who helped Dixie State College (St. George, Utah) to a 34-3 record and the 2002 NJCAA National Championship, where he was a second-team All-Scenic West Athletic Conference selection, leading the Rebels in assists (3.6), steals (2.0), three-point field goals (73) and free throw percentage (.815)
- This year he started at the point in the first 14 games. After committing 19 turnovers with only 10 assists in his first seven games, he has dished out 30 assists with 10 turnovers in the last 11 games.
- He has come off the bench in the last four games. He came off the bench for the first time vs. Idaho State and had a career-equaling 4 rebounds as well as 4 points, 2 assists and 1 steal in 14 minutes. Despite playing a season-low 12 minutes at SDSU, he played well, hitting a trey and converting another three-point play with bucket and foul, scoring 8 points, including career-best 3-3 FTs, with one assist.
- He had a career-best 6 assists vs. Utah State and vs. SUU, committing only one turnover in each game. He has had at least one assist in each of the last 11 games.
- He had his best game vs. Utah State with career bests of 12 points and 6 assists with no turnovers. He also set or tied career marks in field goals made (3), three-point field goals made (3), free throws made (3) and attempted (6) and minutes played (32) vs. the Aggies. He scored 8 points with a BYU season-best 4 steals vs. San Diego.
- Defensively, he held Utah State's Mark Brown, who entered the game with a 13.8 scoring average and had reached double figures in every game, to only two points and 1-8 shooting in 35 minutes. He was effective defending UNLV's Marcus Banks.
- He grabbed the key rebound and made his only free throw in five attempts to preserve a win at ASU.



CAREER HIGHS:

POINTS: 12 vs. Utah State
 FG MADE: 3 (four times)
 FG ATT: 13 vs. St. Bonaventure
 FG%: .667 (2-3) 3 times, last at SDSU
 3FG MADE: 3 vs. Utah State, at USF
 3FG ATT: 9 at San Francisco
 3FG%: .667 (2-3) vs. SUU
 FT MADE: 3 vs. San Diego, Utah State, at SDSU
 FT ATT: 6 vs. San Diego, Utah State
 FT %: 1.000 (3-3) at SDSU
 REB: 4 at Arizona State, vs. ISU
 ASSISTS: 6 vs. Utah State, SUU
 STEALS: 4 vs. San Diego
 BLOCKS: 1 (four times)
 MINUTES: 32 vs. Utah State

Kevin Woodberry – 2002-03 Game-by-Game


Opponent	Date	GS	Min	TOTAL		3-PTS		Pct	FT	FTA	Pct	REBOUNDS			Avg	PF	FO	A	TO	Blk	Stl	Pts	Avg		
				FG	FGA	FG	FGA					Off	Def	Tot											
vs Toledo	11/22/02	*	29	2	7	286	1	4	250	0	0	.000	1	2	3	3.0	1	0	1	2	0	2	5	3.0	
vs Kansas State	11/23/02	*	25	0	3	.000	0	3	.000	2	4	.500	0	0	0	1.5	3	0	3	3	0	0	2	3.5	
vs St. Bonaventure	11/25/02	*	29	3	13	231	1	7	143	1	2	.500	0	1	1	1.3	2	0	2	3	1	2	8	5.0	
RICE	11/30/02	*	19	3	6	500	2	2	1,000	2	2	1,000	0	2	2	1.5	1	0	0	2	1	3	10	6.3	
at Arizona State	12-04-02	*	31	1	5	200	0	3	.000	1	5	.200	0	4	4	2.0	2	0	4	5	1	1	3	5.6	
at Creighton	12-07-02	*	15	1	3	333	1	3	500	0	0	.000	0	0	0	1.7	1	0	0	3	0	1	3	5.2	
SAN DIEGO	12/11/02	*	31	2	4	500	1	3	333	3	6	.500	0	2	2	1.7	2	0	0	1	1	4	8	5.6	
UTAH STATE	12/14/02	*	32	3	5	600	3	5	600	3	6	.500	1	2	3	1.9	0	0	6	0	0	1	12	6.4	
UC SANTA BARBARA	12/21/02	*	22	0	5	.000	0	5	.000	2	2	1,000	0	1	1	1.8	1	0	1	1	1	0	2	5.9	
at Univ. of San Francisco	12/23/02	*	31	3	10	300	3	9	333	1	3	.333	0	2	2	1.8	2	0	3	0	0	0	10	6.3	
SOUTHERN UTAH UNIVERSITY	12/28/02	*	19	2	3	667	2	3	667	0	0	1.000	0	2	2	1.8	2	0	6	1	0	1	6	6.3	
PEPPERDINE	01/02/03	*	17	2	5	400	0	3	.000	1	3	.333	0	3	3	1.9	2	0	4	2	0	2	5	6.2	
vs Oklahoma State	01-04-03	*	27	2	7	286	1	5	200	2	2	1,000	0	0	0	1.8	1	0	1	4	0	1	7	6.2	
at Weber State	01-08-03	*	26	2	3	667	1	2	500	1	2	.500	1	1	1	1.7	4	0	3	0	0	2	6	6.2	
IDAHO STATE	1/11/03		14	2	5	400	0	1	.000	0	0	.000	1	3	4	1.9	2	0	2	2	0	1	4	6.1	
UNLV	01/16/03		16	0	1	.000	0	0	.000	2	4	.500	0	0	0	1.8	3	0	1	0	0	1	2	5.8	
at San Diego State	01-20-03		12	2	3	667	1	2	500	3	3	1,000	0	1	1	1.7	2	0	1	0	0	1	8	5.9	
UNIVERSITY OF UTAH	01/25/03		14	0	2	.000	0	1	.000	0	0	.000	0	0	0	1.6	1	0	2	0	0	0	5.6		
Totals			14	409	30	90	333	17	60	283	24	44	.545	3	26	29	1.6	32	0	40	29	5	23	101	5.6

Woodberry vs. New Mexico

First Game vs. the Lobos

TRAVIS HANSEN / 6-6 • 210 • senior • guard/forward

- Hansen is an MWC Player of the Year candidate and BYU's lone senior. He is an extremely athletic and explosive player who can create his own shot or knock down the three. Last year he was the team's best player when he led the Cougars in scoring (15.6) and rebounding (6.2), earning second-team All-MWC honors.
- Hansen's wife LaRee gave birth to their first child, Ryder Scott, on Jan. 23. He was 6 pounds, 8 ounces and 18 inches long.
- This year Hansen leads BYU in scoring (15.8) and assists (2.8) and is second in rebounding (5.0). He usually draws the assignment to guard the opponent's top perimeter player and is strong enough to also switch over and guard the four position.
- He has had three of his top-five career assist games this season with a career-tying 5 assists vs. Toledo, UCSB and Pepperdine.
- He has scored in double figures a team-leading 17 times this year, including 14 straight games, and has led BYU in scoring eight games, last with his 21 points vs. Utah. He failed to score in double figures for the only time this year with 9 points vs. Rice, ending 11 straight double-digit games dating back to last season.
- He reached 20 points for the fourth time this year vs. Utah, making a career-best 14 free throws on 15 attempts while recording his second double-double (also 12 pts, 12 rbs vs. SBU) of the year with 12 boards. He had a solid all-around game, adding 4 assists, 2 steals and a career-high 3 blocks, including a crowd-pleasing swat a Britton Johnsen drive to the hoop.
- He contributed in nearly every way vs. Pepperdine with 17 points, 6 boards, 5 assists, 2 blocks and 2 steals. One block was a spectacular rejection of a fast-break dunk attempt that Hansen controlled himself to keep the ball from going out of bounds.
- He equaled a career high for threes made in a game when he connected three times from long range vs. SUU.
- He scored eight of BYU's final 12 points and assisted two of the other four points in a win at ASU, going 8-11 from the floor and 7-8 from the line to score a season-high 23 points.



CAREER HIGHS:

POINTS: 30 at Pepperdine
 FG MADE: 10 at Utah St, Pepp.
 FG ATT: 19 at Pepperdine
 FG%: .857 (6-7) at Weber St.
 3FG MADE: 3 (three times) last vs. SUU
 3FG ATT: 6 vs. ASU (2001), at Weber State
 3FG%: 1.000 (2-2) (three times) last vs. Kansas State
 FT MADE: 14 vs. Utah (1-25-03)
 FT ATT: 15 (twice) last vs. Utah
 FT %: 1.000 (10-10) at Pepp.
 REB: 17 at Pepperdine
 ASSISTS: 5 (five times) last vs. Pepperdine
 STEALS: 3 vs. UCI, at Memphis
 BLOCKS: 3 vs. Utah (1-25-03)
 MINUTES: 43 at CSU

Travis Hansen – 2002-03 Game-by-Game

Opponent	Date	GS	Min	TOTAL		3-PTS		Pct	FT	FTA	Pct	REBOUNDS			Avg	PF	FO	A	TO	Blk	Stl	Pts	Avg		
				FG	FGA	FG	FGA					Off	Def	Tot											
vs Toledo	11/22/02	*	32	7	12	583	2	3	667	6	6	1,000	4	4	8	8.0	3	0	5	2	0	0	22	22.0	
vs Kansas State	11/23/02	*	28	6	11	545	2	2	1,000	5	8	.625	1	1	2	5.0	2	0	2	1	0	0	19	20.5	
vs St. Bonaventure	11/25/02	*	35	2	7	286	0	2	.000	8	10	.800	6	6	12	7.3	1	0	1	8	1	1	12	17.7	
RICE	11/30/02	*	21	3	7	429	1	1	1,000	2	2	1,000	2	2	4	6.5	2	0	4	1	1	1	9	15.5	
at Arizona State	12-04-02	*	30	8	11	727	0	2	.000	7	8	.875	0	1	1	5.4	3	0	3	5	0	0	23	17.0	
at Creighton	12-07-02	*	27	4	6	667	0	0	.000	3	4	.750	0	2	2	4.8	5	1	2	4	0	1	11	16.0	
SAN DIEGO	12/11/02	*	30	7	17	412	0	4	.000	3	5	.600	3	4	7	5.1	2	0	3	4	2	1	17	16.1	
UTAH STATE	12/14/02	*	35	4	11	364	2	4	500	3	6	.500	1	3	4	5.0	3	0	1	2	1	0	13	15.8	
UC SANTA BARBARA	12/21/02	*	34	4	9	444	1	3	333	10	12	.833	2	5	7	5.2	4	0	5	3	0	1	19	16.1	
at Univ. of San Francisco	12/23/02	*	29	4	13	308	0	2	.000	5	6	.833	2	3	5	5.2	5	1	2	2	0	2	13	15.8	
SOUTHERN UTAH UNIVERSITY	12/28/02	*	25	3	7	429	3	5	600	3	3	1,000	0	1	1	4.8	1	0	4	1	0	0	12	15.5	
PEPPERDINE	01/02/03	*	36	5	15	333	0	4	.000	7	9	.778	0	6	6	4.9	3	0	5	2	2	2	17	15.6	
vs Oklahoma State	01-04-03	*	32	4	9	444	2	4	500	4	6	.667	0	1	1	4.6	5	1	3	3	0	1	14	15.5	
at Weber State	01-08-03	*	26	4	11	364	1	6	.167	3	5	.600	3	3	6	4.7	5	1	1	5	1	0	12	15.2	
IDAHO STATE	1/11/03		27	6	9	667	1	2	500	3	4	.750	1	1	2	4.5	1	0	0	3	0	0	16	15.3	
UNLV	01/16/03		35	7	15	467	2	3	667	4	4	1,000	3	3	6	4.6	3	0	3	2	0	1	20	15.6	
at San Diego State	01-20-03		31	4	7	571	0	1	.000	6	9	.667	1	3	4	4.6	4	0	2	1	0	2	14	15.5	
UNIVERSITY OF UTAH	01/25/03	*	34	3	8	375	1	1	1,000	14	15	.933	4	8	12	5.0	4	0	4	5	3	2	21	15.8	
Totals			18	547	85	185	459	18	49	367	96	122	.787	33	57	90	5.0	56	4	50	54	11	15	284	15.8

Hansen vs. New Mexico Games -3

2 26.0 12 29 .414 0 4 .000 7 7 1.000 0 8 8 2.7 3 0 5 4 1 3 31 10.3



MARK BIGELOW / 6-7 • 195 • junior • forward/guard

- Bigelow is an all-MWC candidate who was honorable mention All-MWC last year after being BYU's leading scorer (15.0) and rebounder (6.3) and WAC Pacific Division Freshman of the Year and All-WAC Second Team in 1998-99 before going on a mission to Ft. Lauderdale, Fla. He is an excellent shooter and moves well without the ball.
- This year he has reached double digits in 14 games and is the second-leading scorer (13.3) and tied for third in rebounds (3.6).
- He tied his season-high 21 points in the first two MWC games, the fourth time in his career and first time this year he has had back-to-back 20-point outings. He made four triples at Creighton, scoring a season-high 21 points. With BYU trailing 30-22, he made three consecutive treys to give BYU the lead at 31-30. He made 10 straight points for BYU vs. USU, the second time he has scored 10 straight Cougar points this year (also at Creighton).
- He tied a career-high 5 treys and became BYU's career three-point leader at SDSU, scoring 21 points on 8-16 shooting. He went 7-7 from the line and made 4 treys on his way to 21 points vs. UNLV.
- He has a team-leading 39 threes. With 148 career treys, Bigelow is BYU's career leader, passing current BYU assist coach Andy Toolson (141). He did not attempt a three for the first game of his career at ASU, ending 11 straight games with a three dating back to last season. He has made a three in his last eight games. He holds the BYU record for consecutive games with a three at 22 (carrying over freshman season to his sophomore campaign).
- Against SUU, he became the 34th Cougar and only ninth junior to reach 1,000 career points.
- He had a season-high 8 rebounds and 5 assists vs. USD.



CAREER HIGHS:

POINTS: 33 at Washington St.
 FG MADE: 11 at Washington St.
 FG ATT: 20 at Wash. St., CSUN
 FG%: .800 (8-10) vs. UTEP
 3FG MADE: 5 (3 times) last at San Diego State
 3FG ATT: 10 vs. CSUN
 3FG%: .750 (3-4) at Wash. St.
 FT MADE: 11 (twice)
 FT ATT: 11 (twice)
 FT %: 1.000 (11-11) (twice)
 REB: 14 (twice)
 ASSISTS: 6 (twice)
 STEALS: 9 vs. Arizona (BYU record)
 BLOCKS: 3 at UCSB, v. Creighton
 MINUTES: 42 vs. Arizona

Mark Bigelow – 2002-03 Game-by-Game

Opponent	Date	GS	Min	TOTAL		3-PTS		Pct	FT	FTA	Pct	REBOUNDS			PF	FO	A	TO	Blk	Stl	Pts	Avg			
				FG	FGA	FG	FGA					Off	Def	Tot											
vs Toledo	11/22/02	*	33	2	6	333	1	1	1,000	7	10	.700	0	5	5	5.0	2	0	3	3	0	1	12	12.0	
vs Kansas State	11/23/02	*	35	6	12	500	3	5	.600	3	4	.750	0	3	3	4.0	1	0	4	2	1	3	18	15.0	
vs St. Bonaventure	11/25/02	*	24	4	7	571	1	3	.333	2	2	1,000	0	2	2	3.3	4	0	2	1	1	1	11	13.7	
RICE	11/30/02	*	22	7	10	700	2	4	.500	3	4	.750	0	1	1	2.8	2	0	2	0	0	0	19	15.0	
at Arizona State	12-04-02	*	30	2	6	333	0	0	.000	2	2	1,000	0	2	2	2.0	2	0	1	1	1	1	6	13.2	
at Creighton	12-07-02	*	38	7	16	438	4	8	.500	3	4	.750	2	4	6	3.2	2	0	2	6	1	1	21	14.5	
SAN DIEGO	12/11/02	*	31	3	7	429	1	2	.500	3	5	.600	3	5	8	3.9	2	0	5	2	0	1	10	13.9	
UTAH STATE	12/14/02	*	34	5	10	500	2	6	.333	1	2	.500	0	4	4	3.9	0	0	0	2	1	0	13	13.8	
UC SANTA BARBARA	12/21/02	*	26	4	10	400	3	7	.429	0	0	.000	0	3	3	3.8	4	0	0	2	1	0	11	13.4	
at Univ. of San Francisco	12/23/02	*	34	1	9	111	0	4	.000	6	8	.750	2	2	4	3.8	4	0	2	2	0	1	8	12.9	
SOUTHERN UTAH UNIVERSITY	12/28/02	*	14	4	6	667	4	6	.667	2	2	1,000	0	0	0	3.5	2	0	3	1	0	0	14	13.0	
PEPPERDINE	01/02/03	*	30	5	9	556	1	3	.333	1	1	1,000	0	2	2	3.3	3	0	3	1	0	0	12	12.9	
vs Oklahoma State	01-04-03	*	31	3	7	429	2	4	.500	3	4	.750	0	3	3	3.3	3	0	2	3	0	0	11	12.8	
at Weber State	01-08-03	*	36	2	12	167	1	5	.200	2	2	1,000	1	5	6	3.5	1	0	1	4	1	0	7	12.4	
IDAHO STATE	1/11/03	*	31	3	5	600	2	2	1,000	1	2	.500	1	3	4	3.5	1	0	3	1	1	1	9	12.1	
UNLV	01/16/03	*	34	5	11	455	4	7	.571	7	7	1,000	0	3	3	3.5	0	0	2	2	0	1	21	12.7	
at San Diego State	01-20-03	*	36	8	16	500	5	9	.556	0	0	.000	1	3	4	3.5	5	1	0	1	0	3	21	13.2	
UNIVERSITY OF UTAH	01/25/03	*	39	6	13	462	3	8	.375	1	2	.500	0	5	5	3.6	3	0	3	0	1	1	16	13.3	
Totals			18	558	77	172	448	39	84	.464	47	61	.770	10	55	65	3.6	41	1	38	34	9	15	240	13.3
Bigelow vs. New Mexico	Games -4		4	30.8	20	38	.526	3	14	.214	11	14	.786	1	7	8	2.0	8	0	2	4	1	5	54	13.5

JARED JENSEN / 6-9 • 250 • sophomore • forward/center

- Jensen is an all-conference candidate who earned MWC Co-Freshman of the Year honors last year while finishing first in the Mountain West Conference with a team-leading 59.1 field goal percentage. He is a talented offensive player in the low-post who can also score with his jumper.
- This year Jensen is fourth on the team in scoring (8.1) and tied for third in rebounding (3.6).
- He has started in all but two games. He didn't start vs. St. Bonaventure due to its guard-oriented pressing defense, but scored a team-high 15 minutes with 6 rebounds, including many key plays in the final minutes. He didn't start at Weber State in an effort to keep either him or Araujo on the floor, but he played only 14 minutes and equaled a season-low 2 points.
- He returned to the starting lineup vs. Rice and had 18 points in 18 minutes on 6-for-6 shooting (first Cougar in nearly two years to be perfect with at least six attempts - Jake Shoff later went 6-6 vs. Pepperdine and Mark Bigelow 7-7 vs. UNLV).
- He scored 7 straight points vs. Rice to give BYU a 13-point lead as part of an 18-1 first-half run that blew open the game.
- He had his fourth straight double-digit scoring game at ASU and got BYU going early with 10 first-half points. Since the four straight double-figure games, he has only reached double-digits twice in the last 13 games, including eight straight until scoring 11 points vs. UNLV. His scoring production has dipped primarily because he has not gotten the same number of shots, due in large part to the emergence of center Rafael Araujo. He has shot 50 percent or better in 15 of 18 games.
- He had his worst shooting night of the season going 1-7 at SDSU but contributed with five points from the line, 3 rebounds and a career-high 3 assists. He played only nine minutes vs. Utah because of foul trouble, going 2-2 from the floor and line.
- He had a season-high 7 boards vs. Idaho State. He is 26-36 (.722) in the Marriott Center this year. He went 5-5 from the line vs. Utah State. Both of his buckets and three of his four attempts vs. Oklahoma State were mid-range jumpers.



CAREER HIGHS:

POINTS: 20 at Air Force (2002)
 FG MADE: 6 (5 times) last at ASU
 FG ATT: 10 vs. USF, at AFA
 FG%: 1.000 (6-6) vs. Rice
 3FG MADE: --
 3FG ATT: --
 3FG%: --
 FT MADE: 9 vs. SDSU
 FT ATT: 12 vs. SDSU
 FT %: 1.000 (8-8) vs. AFA, at CSU (2002)
 REB: 10 vs. Creighton, CSUN (2002)
 ASSISTS: 3 at San Diego State
 STEALS: 2 vs. (four times)
 BLOCKS: 2 (four times)
 MINUTES: 32 at UCSB (2001-02), vs. UCSB 2002-03)


Jared Jensen – 2002-03 Game-by-Game

Opponent	Date	GS	Min	TOTAL		3-PTS		Pct	FT	FTA	Pct	REBOUNDS			PF	FO	A	TO	Blk	Stl	Pts	Avg			
				FG	FGA	FG	FGA					Off	Def	Tot											
vs Toledo	11/22/02	*	8	1	3	333	0	0	.000	0	0	.000	0	1	1	1.0	5	1	0	1	0	0	2	2.0	
vs Kansas State	11/23/02	*	20	2	4	500	0	0	.000	6	8	.750	0	5	5	3.0	4	0	0	0	1	0	10	6.0	
vs St. Bonaventure	11/25/02	*	21	4	7	571	0	0	.000	7	8	.875	1	5	6	4.0	2	0	0	2	0	0	15	9.0	
RICE	11/30/02	*	18	6	6	1,000	0	0	.000	6	8	.750	1	4	5	4.3	1	0	0	1	0	1	18	11.3	
at Arizona State	12-04-02	*	28	6	9	667	0	0	.000	0	0	.000	1	5	6	4.6	4	0	1	3	0	1	12	11.4	
at Creighton	12-07-02	*	29	3	5	600	0	0	.000	3	3	1,000	1	2	3	4.3	1	0	0	0	1	0	9	11.0	
SAN DIEGO	12/11/02	*	29	5	8	625	0	0	.000	1	2	.500	1	3	4	4.3	1	0	1	1	1	1	11	11.0	
UTAH STATE	12/14/02	*	22	1	2	500	0	0	.000	5	5	1,000	1	2	3	4.1	4	0	1	1	0	0	7	10.5	
UC SANTA BARBARA	12/21/02	*	32	3	4	750	0	0	.000	3	4	.750	2	3	5	4.2	3	0	0	1	2	0	9	10.3	
at Univ. of San Francisco	12/23/02	*	19	1	2	500	0	0	.000	2	4	.500	2	0	2	4.0	5	1	0	2	0	0	4	9.7	
SOUTHERN UTAH UNIVERSITY	12/28/02	*	22	2	2	1,000	0	0	.000	4	4	1,000	0	2	2	3.8	3	0	0	1	0	1	8	9.5	
PEPPERDINE	01/02/03	*	25	2	3	667	0	0	.000	0	0	.000	1	2	3	3.8	5	1	1	0	0	0	4	9.1	
vs Oklahoma State	01-04-03	*	23	2	4	500	0	0	.000	2	2	1,000	0	2	2	3.6	3	0	0	1	0	0	6	8.8	
at Weber State	01-08-03	*	14	1	4	250	0	0	.000	2	2	.000	1	2	3	3.6	3	0	0	2	0	0	2	8.4	
IDAHO STATE	1/11/03	*	31	2	4	500	0	0	.000	1	2	.500	4	3	7	3.8	0	0	1	1	0	0	5	8.1	
UNLV	01/16/03	*	27	3	5	600	0	0	.000	5	6	.833	1	3	4	3.8	5	1	0	3	0	0	11	8.3	
at San Diego State	01-20-03	*	28	1	7	143	0	0	.000	5	6	.833	2	1	3	3.8	2	0	0	3	0	0	7	8.2	
UNIVERSITY OF UTAH	01/25/03	*	9	2	2	1,000	0	0	.000	2	2	1,000	0	0	0	3.6	4	0	0	2	0	0	6	8.1	
Totals			16	405	47	81	580	0	0	.000	52	66	.788	19	45	64	3.6	55	4	8	22	6	4	146	8.1
Jensen vs. New Mexico	Games -2		2	20.5	8	11	.727	0	0	.000	6	9	.667	3	2	5	2.5	3	0	0	2	1	1	22	11.0



RAFAEL ARAUJO / 6-11 • 265 • junior • center

- Araujo earned second-team NJCAA All-America honors in at Arizona Western, averaging 17.9 points and 10.7 rebounds. He is a strong athlete with great leaping ability who is legitimate all-conference candidate in his first Division I season. He runs the floor well and has range on the perimeter. He was a Brazilian National Team member at the World Basketball Championships.
- After a slow start in his first game this year, BYU's big center has shown continual improvement. In his second game he had 9 points vs. Kansas State and then 10 boards vs. St. Bonaventure. He had 11 boards, 9 points, 3 blocks and 3 assists at ASU and 12 rebounds at Creighton.
- He was named MWCPlayer of the Week Dec. 30 after recorded his first Division I double-double with career highs of 24 points and 17 rebounds at USF, also coming up with 3 steals, and then recorded game highs of 17 points and 7 rebounds on 8-11 shooting vs SUU. He followed that up with two double-doubles the next week: 19 points (8-11 shooting) and 11 boards vs. Pepperdine and 11 points (4-5 shooting) and 14 rebounds vs. Oklahoma St. He continued his strong play with a team-high 19 points and 9 rebounds at Weber St., making a career-best 7 FTs, and had a team-leading 17 points and 10 boards vs. Idaho St.
- In MWC play, he led BYU with his fifth double-double, 22 points and 15 rebounds vs. UNLV. Constantly double-teamed at SDSU, he took only four shots for 8 points, adding 3 steals and career-high 3 assists. He had 19 points and 9 rebounds vs. Utah.
- He has led BYU in scoring in six of the last nine games and has reached double-digit points in 10 of the last 12 games. He has had double-digit rebounds in eight games and leads BYU with 9.1 rpg, tops among MWC players.
- He helped hold USD's leading scorer, 6-10, 280-pound center Jason Keep, nearly 11 points below his average.
- He leads BYU with 26 steals (1.4 spg) and is shooting 55-84 (.655) at home.



CAREER HIGHS:

POINTS: 24 at San Francisco
 FG MADE: 11 at San Francisco
 FG ATT: 20 at San Francisco
 FG%: .800 (4-5) vs. Kansas State, vs. Oklahoma State
 3FG MADE: --
 3FG ATT: 2 vs. Utah State, Utah
 3FG%: .000 (0-1) at Creighton
 FT MADE: 7 at Weber State
 FT ATT: 10 at Weber State
 FT %: 1.000 (4-4) vs. UCSB
 REB: 17 at San Francisco
 ASSISTS: 3 (3 times) last at SDSU
 STEALS: 4 vs. Idaho State
 BLOCKS: 3 at Arizona State
 MINUTES: 31 vs. USU, OSU

Rafael Araujo – 2002-03 Game-by-Game

Opponent	Date	GS	Min	TOTAL		Pct	3-PTS		Pct	FT	FTA	Pct	REBOUNDS			PF	FO	A	TO	Blk	Stl	Pts	Avg		
				FG	GA		FG	GA					Off	Def	Tot										
vs Toledo	11/22/02	*	10	0	5	.000	0	0	.000	1	2	.500	2	3	5	5.0	5	1	0	4	1	0	1	1.0	
vs Kansas State	11/23/02	*	18	4	5	.800	0	0	.000	1	2	.500	0	4	4	4.5	5	1	0	3	0	1	9	5.0	
vs St. Bonaventure	11/25/02	*	18	3	5	.600	0	0	.000	1	1	1.000	3	7	10	6.3	4	0	1	0	2	0	7	5.7	
RICE	11/30/02	*	25	3	4	.750	0	0	.000	0	0	.000	1	7	8	6.8	4	0	3	3	0	3	6	5.8	
at Arizona State	12-04-02	*	27	2	6	.333	0	0	.000	5	6	.833	2	9	11	7.6	4	0	3	3	3	1	9	6.4	
at Creighton	12-07-02	*	28	2	4	.500	0	0	.000	2	2	1.000	3	9	12	8.3	4	0	1	5	1	1	6	6.3	
SAN DIEGO	12/11/02	*	18	5	7	.714	0	0	.000	1	2	.500	2	2	4	7.7	4	0	2	3	0	2	11	7.0	
UTAH STATE	12/14/02	*	31	4	7	.571	0	2	.000	2	2	1.000	1	6	7	7.6	4	0	2	2	1	0	10	7.4	
UC SANTA BARBARA	12/21/02	*	18	1	2	.500	0	0	.000	4	4	1.000	0	5	5	7.3	4	0	0	3	0	0	6	7.2	
at Univ. of San Francisco	12/23/02	*	28	11	20	.550	0	0	.000	2	7	.286	8	9	17	8.3	3	0	0	5	1	3	24	8.9	
SOUTHERN UTAH UNIVERSITY	12/28/02	*	24	8	11	.727	0	0	.000	1	3	.333	3	4	7	8.2	1	0	0	3	0	1	17	9.6	
PEPPERDINE	01/02/03	*	21	8	11	.727	0	0	.000	3	5	.600	4	7	11	8.4	4	0	0	2	0	1	19	10.4	
vs Oklahoma State	01-04-03	*	31	4	5	.800	0	0	.000	3	5	.600	3	11	14	8.8	4	0	2	5	0	1	11	10.5	
at Weber State	01-08-03	*	29	6	14	.429	0	0	.000	7	10	.700	6	3	9	8.9	4	0	1	2	1	2	19	11.1	
IDAHO STATE	1/11/03	*	30	8	12	.667	0	0	.000	1	2	.500	3	7	10	8.9	4	0	1	3	0	4	17	11.5	
UNLV	01/16/03	*	30	10	15	.667	0	0	.000	2	4	.500	6	9	15	9.3	4	0	1	2	1	3	22	12.1	
at San Diego State	01-20-03	*	25	2	4	.500	0	0	.000	4	6	.667	0	5	5	9.1	5	1	3	6	0	3	8	11.9	
UNIVERSITY OF UTAH	01/25/03	*	28	8	15	.533	0	2	.000	3	6	.500	5	4	9	9.1	4	0	0	3	0	0	19	12.3	
Totals			18	439	89	152	.586	0	5	.000	43	69	.623	52	111	163	9.1	71	3	20	57	11	26	221	12.3

Araujo vs. New Mexico

First Game vs. the Lobos

RICKY BOWER / 6-4 • 185 • junior • combo guard

- Bower is a transfer from the University of Wisconsin who sat out last season as a redshirt because of NCAA transfer rules. He is an excellent three-point shooter who shot 44 percent from three-point range and 81 percent from the line at Wisconsin. He was slowed by preseason injuries that limited his practice time but should play a key role at the shooting guard position.
- This year he has been the primary reserve on the perimeter, playing primarily at the shooting guard position. He saw the most extended point-guard minutes in the second half at Creighton, starting the half and finishing with 9 points and 4 assists.
- He is shooting 89 percent from the line, 45 percent on threes and 46 percent from the floor.
- He played a key role in his only start vs. St. Bonaventure, helping handle the Bonnies pressure defense.
- He made 13 consecutive free throws over eight games before missing the second of four attempts vs. SUU. He went 6-6 from the line late vs. Utah State to keep the Cougars on top.
- He equaled season highs with five rebounds, four assists and two threes vs. SUU, scoring nine points in 22 minutes. His trey with 1:49 left vs. SUU was BYU's 14th of the game, a new school record.
- He hit a big shot in the corner at ASU during a BYU run.
- He was the sub of the game with 9 points and 2 assists in 15 minutes vs. Oklahoma State.
- He had his fourth double-figure scoring game with 10 points vs. Utah. He had a career-high 13 points in only 10 minutes vs. Idaho State, making a season-best 4 triples.
- He has made two or more threes in six games this year.
- He has played 20 or more minutes in nine games, including the last three contests.



CAREER HIGHS:

POINTS: 13 vs. Idaho State
 FG MADE: 4 (three times) last vs. Utah
 FG ATT: 8 at Creighton
 FG%: .667 (2-3) vs. Toledo
 3FG MADE: 4 vs. Idaho State
 3FG ATT: 7 vs. Idaho State
 3FG%: 1.000 (2-2) v. Toledo
 FT MADE: 7 vs. Kansas State
 FT ATT: 8 vs. Kansas State
 FT %: 1.000 (6-6) vs. Utah State
 REB: 5 vs. St. Bonaventure, SUU
 ASSISTS: 4 (three times) last v. SUU
 STEALS: 2 (three times) last at USF
 BLOCKS: 1 vs. UCSB, at Weber St
 MINUTES: 31 vs. St. Bonaventure

Ricky Bower – 2002-03 Game-by-Game

Opponent	Date	GS	Min	TOTAL		Pct	3-PTS		Pct	FT	FTA	Pct	REBOUNDS			PF	FO	A	TO	Blk	Stl	Pts	Avg		
				FG	GA		FG	GA					Off	Def	Tot										
vs Toledo	11/22/02		23	2	3	.667	2	2	1.000	4	4	1.000	1	2	3	3.0	2	0	1	2	0	0	10	10.0	
vs Kansas State	11/23/02		19	0	0	.000	0	0	.000	7	8	.875	0	4	4	3.5	1	0	2	2	0	1	7	8.5	
vs St. Bonaventure	11/25/02	*	31	1	2	.500	1	1	1.000	1	2	.500	0	5	4	4.0	2	0	1	1	0	0	4	7.0	
RICE	11/30/02		17	1	3	.333	0	1	.000	1	1	1.000	0	0	0	3.0	2	0	1	0	0	3	6.0		
at Arizona State	12-04-02		16	1	2	.500	0	1	.000	0	0	.000	0	0	0	2.4	3	0	2	1	0	2	5.2		
at Creighton	12-07-02		29	4	8	.500	1	3	.333	0	0	.000	0	1	1	2.2	2	0	4	2	0	2	9	5.8	
SAN DIEGO	12/11/02		13	0	0	.000	0	0	.000	0	0	.000	0	0	0	1.9	3	0	0	0	0	0	5.0		
UTAH STATE	12/14/02		13	1	2	.500	0	1	.000	6	6	1.000	0	0	0	1.6	0	0	1	2	0	1	8	5.4	
UC SANTA BARBARA	12/21/02		26	3	5	.600	1	3	.333	2	2	1.000	0	1	1	1.6	0	0	4	1	1	1	9	5.8	
at Univ. of San Francisco	12/23/02		27	1	5	.200	0	2	.000	2	2	1.000	1	2	3	1.7	2	0	3	0	0	2	4	5.6	
SOUTHERN UTAH UNIVERSITY	12/28/02		22	2	4	.500	2	4	.500	3	4	.750	0	5	5	2.0	3	0	4	1	0	1	9	5.9	
PEPPERDINE	01/02/03		14	0	1	.000	0	1	.000	2	2	1.000	0	0	0	1.8	3	0	2	2	0	0	2	5.6	
vs Oklahoma State	01-04-03		15	2	7	.286	2	4	.500	3	3	1.000	1	0	1	1.8	2	0	2	0	0	1	9	5.8	
at Weber State	01-08-03		19	3	5	.600	2	3	.667	2	2	1.000	1	3	4	1.9	2	0	0	1	1	0	10	6.1	
IDAHO STATE	1/11/03		10	4	7	.571	4	7	.571	1	2	.500	0	1	1	1.9	0	0	2	0	1	13	6.6		
UNLV	01/16/03		20	0	2	.000	0	2	.000	3	4	.750	0	0	0	1.8	2	0	1	0	0	0	3	6.4	
at San Diego State	01-20-03		23	1	2	.500	1	2	.500	4	4	1.000	0	2	2	1.8	0	0	0	0	0	0	7	6.4	
UNIVERSITY OF UTAH	01/25/03		29	4	7	.571	2	3	.667	0	0	.000	1	1	2	1.8	2	0	3	1	0	0	10	6.6	
Totals			1	366	30	65	.462	18	40	.450	41	46	.891	5	27	32	1.8	31	0	30	19	2	12	119	6.6

Bower vs. New Mexico

First Game vs. the Lobos



JAKE SHOFF / 6-9 • 265 • junior • forward/center

- Shoff is a strong, physical inside player who transferred from Weber State (Ogden, Utah) and sat out last season as a redshirt because of NCAA transfer rules.
- This year Shoff did not practice or play for the better part of the practice season due to back problems. He saw his first action vs. Kansas State and was active, pulling down four rebounds in his 13 minutes.
- He has played double-digit minutes in seven of the last 11 games, including his only start at Weber State.
- He has played in 16 games, playing a season-high 17 minutes vs. Utah State and Oklahoma State.
- He played two minutes at ASU but contributed with 2 rebounds, one on the offensive end, and had 1 point
- With Rafael Araujo in first-half foul trouble against San Diego, Shoff scoring 4 points with 1 rebound and 1 steal in 9 minutes while playing a key defensive role helping keep USD center Jason Keep, USD's leading scorer boasting a huge 6-10, 280-pound frame, nearly 11 points below his average
- He was one of BYU's most effective player at San Francisco, scoring 9 points with 3 rebounds in 9 minutes while going 2-3 from the floor and a perfect 5-5 from the line
- He had his best game vs. Pepperdine, setting personal bests of 15 points on 6-for-6 shooting and 5 boards in just 12 minutes.



Jake Shoff – 2002-03 Game-by-Game

Opponent	Date	GS	Min	TOTAL		Pct	3-PTS		Pct	FT	FTA	Pct	REBOUNDS			PF	FO	A	TO	Blk	Stl	Pts	Avg	
				FG	FGA		3FG	FGA					Off	Def	Tot									Avg
vs. Toledo	11/22/02																							
vs. Kansas State	11/23/02	13	0	2	000	0	0	0	.000	0	0	.000	2	2	4	4.0	1	0	0	0	0	0	2.0	
vs. St. Bonaventure	11/25/02	2	1	2	500	0	0	0	.000	0	0	.000	1	0	1	2.5	0	0	0	0	0	2	1.0	
RICE	11/30/02	Did not play - coaches decision																						
at Arizona State	12/04/02	2	0	0	.000	0	0	.000	1	2	.500	1	1	2	2.3	0	0	1	0	0	0	1	1.0	
at Creighton	12/07/02	1	0	0	.000	0	0	.000	0	0	.000	0	0	0	1.8	0	0	0	0	0	0	0	0.8	
SAN DIEGO	12/11/02	9	2	3	.667	0	0	.000	0	0	.000	1	0	1	1.6	1	0	0	1	0	1	4	1.4	
UTAH STATE	12/14/02	17	1	3	.333	0	0	.000	1	2	.500	1	2	3	1.8	2	0	2	2	0	1	3	1.7	
UC SANTA BARBARA	12/21/02	7	0	0	.000	0	0	.000	0	0	.000	0	1	1	1.7	3	0	0	1	0	0	0	1.4	
at Univ. of San Francisco	12/23/02	10	2	3	.667	0	0	.000	5	5	1.000	2	1	3	1.9	4	0	0	0	0	1	9	2.4	
SOUTHERN UTAH UNIVERSITY	12/28/02	11	1	1	1.000	0	0	.000	0	0	.000	0	3	3	2.0	2	0	0	0	0	0	2	2.3	
PEPPERDINE	01/02/03	12	6	6	1.000	0	0	.000	3	6	.500	2	3	5	2.3	0	0	1	0	0	0	15	3.6	
vs. Oklahoma State	01-04-03	17	0	1	.000	0	0	.000	0	0	.000	0	2	2	2.3	1	0	1	2	0	1	0	3.0	
at Weber State	01-08-03	*	10	0	.000	0	0	.000	0	0	.000	1	1	2	2.3	1	0	0	2	0	0	0	3.3	
IDAHO STATE	1/11/03	6	0	0	.000	0	0	.000	0	0	.000	1	1	2	2.2	0	0	0	1	0	0	0	2.8	
UNLV	01/16/03	12	0	0	.000	0	0	.000	2	2	1.000	0	2	2	2.2	1	0	0	1	0	0	2	2.7	
at San Diego State	01-20-03	7	1	3	.333	0	0	.000	2	3	.667	1	0	1	2.1	3	0	1	0	0	1	4	2.8	
UNIVERSITY OF UTAH	01/25/03	6	1	1	1.000	0	0	.000	0	0	.000	0	0	0	2.0	1	0	0	0	0	0	2	2.8	
Totals		1	142	15	25	.600	0	0	.000	14	20	.700	13	19	32	2.0	20	0	6	10	0	5	44	2.8
Shoff vs. New Mexico		First Game vs. the Lobos																						

CAREER HIGHS:

- POINTS: 15 vs. Pepperdine
- FG MADE: 6 vs. Pepperdine
- FG ATT: 6 vs. Pepperdine
- FG%: 1.000 (6-6) vs. Pepperdine
- 3FG MADE: --
- 3FG ATT: --
- 3FG%: --
- FT MADE: 5 at San Francisco
- FT ATT: 6 vs. Pepperdine
- FT %: 1.000 (5-5) at San Francisco
- REB: 5 vs. Pepperdine
- ASSISTS: 2 vs. Utah State
- STEALS: 1 (four times) last vs. OSU
- BLOCKS: --
- MINUTES: 17 vs. Utah State, OSU

DAN HOWARD / 7-0 • 225 • junior • center

- Howard played a key role in the second half of last season when he appeared in 21 games, including four starts, averaging 1.8 points and 2.2 rebounds in 9.5 minutes per game. He played in 14 games as a freshman in limited action. The tallest player on the roster, he plays with energy and has a nice touch for a big man, shooting 21-33 (.636) from the floor in his first two seasons, including 13-22 (.591) last year when he shared top field goal percentage honors with Jared Jensen.
- This year Howard played a key role vs. Toledo in the season-opener, coming off the bench for a career-high 11 points while starters Jared Jensen and Rafael Araujo were in foul trouble or ineffective. Howard set or equaled career bests in six different categories vs. Toledo (points, field goals, field goals attempted, free throws, free throws attempted and assists).
- He had a career-best 3 blocks in the second game vs. Kansas State.
- He played double-digit minutes in three of the first four games but has not done so since. He has appeared in every game but at Weber State and vs. UNLV.
- He went 2-4 vs. Rice, including a dunk, to score 4 points in 10 minutes.
- He scored 2 points with 3 rebounds in 9 minutes vs. SUU. He had a follow-and-one three-point play at the end of the first half vs. Oklahoma State to bring BYU within five points at the break.
- He has scored in five games (Toledo, Rice, SUU, OSU, ISU) this year and grabbed a rebound in seven contests (Toledo, Kansas State, Arizona State, SUU, Pepperdine, OSU, ISU).



Dan Howard – 2002-03 Game-by-Game

Opponent	Date	GS	Min	TOTAL		Pct	3-PTS		Pct	FT	FTA	Pct	REBOUNDS			PF	FO	A	TO	Blk	Stl	Pts	Avg	
				FG	FGA		3FG	FGA					Off	Def	Tot									Avg
vs. Toledo	11/22/02	21	4	6	.667	0	0	.000	3	5	.600	0	2	2	2.0	3	0	0	2	0	1	11	11.0	
vs. Kansas State	11/23/02	17	0	3	.000	0	0	.000	0	0	.000	1	1	2	2.0	4	0	1	1	3	0	0	5.5	
vs. St. Bonaventure	11/25/02	1	0	0	.000	0	0	.000	0	0	.000	0	0	0	1.3	1	0	0	1	0	0	0	3.7	
RICE	11/30/02	10	2	4	.500	0	0	.000	0	0	.000	0	0	0	1.0	1	0	0	1	1	0	4	3.8	
at Arizona State	12/04/02	2	0	0	.000	0	0	.000	0	0	.000	1	1	2	1.2	1	0	0	0	0	0	0	3.0	
at Creighton	12/07/02	6	0	1	.000	0	0	.000	0	0	.000	0	0	0	1.0	1	0	0	1	0	0	0	2.5	
SAN DIEGO	12/11/02	9	0	0	.000	0	0	.000	0	0	.000	0	0	0	0.9	1	0	0	0	0	0	0	2.1	
UTAH STATE	12/14/02	5	0	1	.000	0	0	.000	0	0	.000	0	0	0	0.8	1	0	0	0	0	0	0	1.9	
UC SANTA BARBARA	12/21/02	6	0	0	.000	0	0	.000	0	0	.000	0	0	0	0.7	0	0	0	0	0	0	0	1.7	
at Univ. of San Francisco	12/23/02	7	0	0	.000	0	0	.000	0	0	.000	0	0	0	0.6	1	0	0	0	0	0	0	1.5	
SOUTHERN UTAH UNIVERSITY	12/28/02	9	1	2	.500	0	0	.000	1	4	.250	0	2	2	0.7	1	0	0	0	0	0	0	3	1.6
PEPPERDINE	01/02/03	2	0	0	.000	0	0	.000	0	0	.000	1	0	1	0.8	0	0	0	1	0	0	0	1.5	
vs. Oklahoma State	01-04-03	6	1	1	1.000	0	0	.000	1	1	1.000	1	0	1	0.8	2	0	0	0	0	0	3	1.6	
at Weber State	01-08-03	Did not play - Coaches decision																						
IDAHO STATE	1/11/03	3	1	1	1.000	0	0	.000	0	0	.000	1	1	2	0.9	1	0	0	1	0	0	2	1.6	
UNLV	01/16/03	Did not play - Coaches decision																						
at San Diego State	01-20-03	5	0	0	.000	0	0	.000	0	0	.000	0	0	0	0.8	0	0	0	1	1	0	0	1.5	
UNIVERSITY OF UTAH	01/25/03	4	0	0	.000	0	0	.000	0	0	.000	0	0	0	0.8	0	0	0	1	0	0	0	1.4	
Totals		0	113	9	19	.474	0	0	.000	5	10	.500	5	7	12	0.8	18	0	2	9	6	1	23	1.4
Howard vs. New Mexico		Games	-1	0	12.0	1	1	1.000	0	0	.000	1	2	.500	1	1	2	2.0	2	0	0	0	3	3.0

CAREER HIGHS:

- POINTS: 11 vs. Toledo
- FG: 4 vs. Toledo
- FGA: 6 vs. Toledo
- FG%: 1.000 (3-3) v. UCR (99-00), at SDSU
- 3FG MADE: --
- 3FG ATT: --
- 3FG%: ---
- FT MADE: 3 vs. Toledo
- FT ATT: 5 vs. Toledo
- FT %: 1.000 (2-2) (three times)
- REB: 7 at SDSU (2002)
- ASSISTS: 1 at CSU (2002), vs. Kansas State
- STEALS: 1 (five times)
- BLOCKS: 3 vs. Kansas State
- MINUTES: 22 at CSU, v. UCI (2002)



JOHN ALLEN / 6-7 • 215 • sophomore • forward

- Allen returned this summer from two-year mission in El Salvador. He is a good shooter who can play on the perimeter and has a nice feel inside. He played in 18 games as a freshman at BYU in 1999-2000, averaging 1.9 points and 1.2 rebounds.
- This year he played a career-high 23 minutes in BYU's season-opening win over Toledo.
- He has played more or equaled his previous high of 14 minutes (vs. Notre Dame in 2000 NITquarterfinals) in four games this year.
- He scored in each of the first five games, including a season-high 8 points at ASU, before going scoreless on 0-1 shooting at Creighton. He has scored in the last seven games he has played despite some limited minutes
- He did not play for the first time this year at SDSU.
- He is 7-11 on threes and has hit timely treys for BYU this year. He hit a big three after coming in once Travis Hansen was ejected with BYU trailing vs. Kansas State. He hit his and BYU's only three at ASU, going 3-4 from the floor. He went 1-5 on the night but hit a three at the end of the first half vs. San Diego that gave BYU momentum, bringing the Cougars within two points at the break.
- He tied a season-high 8 points and had a career-best 2 assists vs. SUU in 12 minutes. He also set career highs in free throws made and attempted going 5-5 vs. SUU.
- He made his first 19 free throws (19-20 on the season) until missing his last attempt vs. Utah.



John Allen – 2002-03 Game-by-Game

Opponent	Date	GS	Min	TOTAL		3-PTS		Pct	FT	FTA	Pct	REBOUNDS			Avg	PF	FO	A	TO	Blk	Stl	Pts	Avg	
				FG	FGA	FG	FGA					Off	Def	Tot										
vs Toledo	11/22/02	23	2	4	.500	1	2	.500	0	0	.000	0	1	1	1.0	4	0	1	0	0	0	5	5.0	
vs Kansas State	11/23/02	7	2	2	1.000	1	1	1.000	0	0	.000	0	1	1	1.0	3	0	0	0	0	0	5	5.0	
vs St. Bonaventure	11/25/02	14	1	3	.333	1	1	1.000	2	2	1.000	1	3	4	2.0	2	0	0	0	0	0	5	5.0	
RICE	11/30/02	17	0	2	.000	0	1	.000	2	2	1.000	1	2	3	2.3	4	0	1	2	0	0	2	4.3	
at Arizona State	12-04-02	19	3	4	.750	1	1	1.000	1	1	1.000	0	3	3	2.4	2	0	1	0	0	0	8	5.0	
at Creighton	12-07-02	8	0	1	.000	0	0	.000	0	0	.000	0	1	1	2.2	2	0	0	0	0	0	0	4.2	
SAN DIEGO	12/11/02	6	1	5	.200	1	2	.500	0	0	.000	1	2	2	2.1	0	0	0	0	0	0	3	4.0	
UTAH STATE	12/14/02	2	0	0	.000	0	0	.000	0	0	.000	0	0	0	1.9	3	0	0	0	0	0	0	3.5	
UC SANTA BARBARA	12/21/02	9	2	2	1.000	0	0	.000	0	0	.000	0	1	1	1.8	1	0	1	0	0	0	4	3.6	
at Univ. of San Francisco	12/23/02	10	0	1	.000	0	0	.000	0	0	.000	0	0	0	1.6	0	0	0	1	0	1	0	3.2	
SOUTHERN UTAH UNIVERSITY	12/28/02	12	1	2	.500	1	1	1.000	5	5	1.000	0	1	1	1.5	4	0	2	1	0	0	8	3.6	
PEPPERDINE	01/02/03	9	2	3	.667	0	1	.000	0	0	.000	0	2	2	1.6	1	0	1	1	0	1	4	3.7	
vs Oklahoma State	01-04-03	3	1	1	1.000	0	0	.000	0	0	.000	0	0	0	1.5	2	0	0	0	0	0	2	3.5	
at Weber State	01-08-03	7	0	1	.000	0	0	.000	4	4	1.000	1	2	3	1.6	3	0	1	0	0	0	4	3.6	
IDAHO STATE	1/11/03	5	1	1	1.000	1	1	1.000	2	2	1.000	1	0	1	1.5	1	0	1	0	0	0	5	3.7	
UNLV	01/16/03	1	0	0	.000	0	0	.000	2	2	1.000	0	0	0	1.4	2	0	0	1	0	0	2	3.6	
at San Diego State	01-20-03	Did not play - Coaches decision																						
UNIVERSITY OF UTAH	01/25/03	7	0	0	.000	0	0	.000	1	2	.500	0	0	0	1.4	0	0	0	0	0	0	1	3.4	
Totals		0	159	16	32	.500	7	11	.636	19	20	.950	5	18	23	1.4	34	0	9	8	0	2	58	3.4
Allen vs. New Mexico	Games -1	0	11.0	1	2	.500	1	1	1.000	1	2	.500	0	3	3	3.0	1	0	0	1	0	0	4	4.0

CAREER HIGHS:

- POINTS: 10 at Notre Dame (3-22-00)
- FG MADE: 4 at Notre Dame (3-22-00)
- FG ATT: 5 at Notre Dame (3-22-00) vs. San Diego (12-11-02)
- FG%: .800 (4-5) at Notre Dame (3-22-00)
- 3FG MADE: 2 at Notre Dame (3-22-00)
- 3FG ATT: 3 at Notre Dame (3-22-00)
- 3FG%: .667 (2-3) at Notre Dame (3-22-00)
- FT MADE: 5 vs. SUU
- FT ATT: 5 vs. SUU
- FT %: 1.000 (5-5) vs. SUU
- REB: 4 vs. St. Bonaventure
- ASSISTS: 2 vs. SUU
- STEALS: 1 at Fla. Intl. (12-23-99), at USF vs. Pepperdine
- BLOCKS: 1 vs. So. Illinois (3-20-00)
- MINUTES: 23 vs. Toledo

BART JEPSEN / 6-9 • 235 • junior • forward

- Jepsen was one of seven players to appear in all 30 games last year. The redshirt junior has valuable experience and excellent athletic ability. He played as a freshman in Steve Cleveland's first season in 1997-98 while playing in 27 of 30 games, including nine starts.
- This year Jepsen has played in 11 games. He has not played in the last three games and four of the last five. He missed his first game since his freshman season vs. St. Bonaventure. He had played in 32 straight games since not playing vs. Tulsa as a freshman in the 1998 WAC Tournament in Las Vegas.
- He grabbed three rebounds in back-to-back games vs. SUU and Pepperdine despite playing no more than seven minutes in either game. He scored 5 points and had 3 rebounds and 1 steal in 7 minutes vs. SUU after not seeing action in the two prior games.
- He played a season-high 12 minutes vs. Rice, going a career-best 3-3 and tying his career high with 7 points.
- He made the second three-pointer of his career and his first since his freshmen season in 1997-98 when he connected on his only attempt vs. Rice. He took only one three-pointer last year and is 1-2 this year after a miss vs. San Diego. He is 2-12 on threes for his career.
- Against Creighton he came in and hit a jumper when Jared Jensen was forced out of the game momentarily to have an injury attended to.
- He went to the line for the first time this year vs. SUU, going 1-2.



Bart Jepsen – 2002-03 Game-by-Game

Opponent	Date	GS	Min	TOTAL		3-PTS		Pct	FT	FTA	Pct	REBOUNDS			Avg	PF	FO	A	TO	Blk	Stl	Pts	Avg	
				FG	FGA	FG	FGA					Off	Def	Tot										
vs Toledo	11/22/02	4	0	1	.000	0	0	.000	0	0	.000	0	0	0	0.0	0	0	0	0	0	0	0	0.0	
vs Kansas State	11/23/02	3	0	0	.000	0	0	.000	0	0	.000	0	0	0	0.0	1	0	0	0	0	0	0	0.0	
vs St. Bonaventure	11/25/02	Did not play - Coaches decision																						
RICE	11/30/02	12	3	3	1.000	1	1	1.000	0	0	.000	1	2	0	0.7	1	0	0	1	0	1	7	2.3	
at Arizona State	12-04-02	2	0	0	.000	0	0	.000	0	0	.000	0	0	0	0.5	0	0	0	0	0	0	0	1.8	
at Creighton	12-07-02	3	1	3	.333	0	0	.000	0	0	.000	0	1	1	0.6	0	0	0	0	0	0	2	1.8	
SAN DIEGO	12/11/02	8	0	1	.000	0	1	.000	0	0	.000	1	0	1	0.7	1	0	0	1	0	0	0	1.5	
UTAH STATE	12/14/02	1	0	0	.000	0	0	.000	0	0	.000	0	0	0	0.6	1	0	0	0	0	0	0	1.3	
UC SANTA BARBARA	12/21/02	Did not play - Coaches decision																						
at Univ. of San Francisco	12/23/02	Did not play - Coaches decision																						
SOUTHERN UTAH UNIVERSITY	12/28/02	7	2	4	.500	0	0	.000	1	2	.500	1	2	3	0.9	2	0	0	0	0	1	5	1.8	
PEPPERDINE	01/02/03	6	0	1	.000	0	0	.000	0	0	.000	0	3	3	1.1	0	0	0	0	0	0	0	1.6	
vs Oklahoma State	01-04-03	2	0	0	.000	0	0	.000	0	0	.000	0	0	0	1.0	0	0	0	0	0	0	0	1.4	
at Weber State	01-08-03	Did not play - Coaches decision																						
IDAHO STATE	1/11/03	2	0	0	.000	0	0	.000	0	0	.000	0	1	1	1.0	0	0	0	0	0	1	0	1.3	
UNLV	01/16/03	Did not play - Coaches decision																						
at San Diego State	01-20-03	Did not play - Coaches decision																						
UNIVERSITY OF UTAH	01/25/03	Did not play - Coaches decision																						
Totals		0	50	6	13	.462	1	2	.500	1	2	.500	3	8	11	1.0	6	0	0	3	1	2	14	1.3
Jepsen vs. New Mexico	Games -4	0	3.8	1	2	.500	0	0	.000	0	0	.000	0	1	1	0.3	5	0	0	0	0	0	2	0.5

CAREER HIGHS:


- POINTS: 7 at UNLV (98), v. SDSU (2002), vs. Rice
- FG MADE: 3 at UNLV (98), v. SDSU (02), v. Rice
- FG ATT: 8 at UNLV
- FG%: 1.000 (3-3) vs. Rice
- 3FG MADE: 1 at UNLV, vs. Rice
- 3FG ATT: 4 at UNLV (98)
- 3FG%: 1.000 (1-1) vs. Rice
- FT MADE: 4 vs. Air Force (98)
- FT ATT: 4 vs. Air Force (98)
- FT %: 1.000 (4-4) v. Air Force(98)
- REB: 9 vs. Washington
- ASSISTS: 2 (twice)
- STEALS: 2 (twice)
- BLOCKS: 3 vs. UTEP (98)
- MINUTES: 35 at Tulsa (98)



TERRY NASHIF / 5-10 • 165 • sophomore • point guard

• Nashif appeared in 21 of 30 games last year, averaging 2.9 minutes as a reserve behind senior point guard Matt Montague. He played a season-high 10 minutes twice last year. A smart player and good distributor of the ball, he has a nice shot from three-point range and is perhaps BYU's best ballhandler.

- This year Nashif has played in every game and started in the last four.
- He set career highs in points (11), field goals made (3), threes made (3), threes taken (3), field goal percentage and three-point percentage (3-3), and minutes played (30) at SDSU in BYU's win. He helped BYU get out to a fast start, hitting three treys as BYU hit its first seven threes of the game. His 3-3 treys was the first time a Cougar has been perfect on at least three attempts since Daniel Bobik went 4-4 at Memphis in the 2002 NIT. It was the first time he had made more than one three in a game and the first time he had taken more than two trey attempts.
- Drawing the assignment to guard the UNLV's Marcus Banks, he had career highs of 2 blocks and 7 assists with only 1 turnover, with 4 boards and 2 points.
- He got his first-ever start vs. Idaho State, playing 27 minutes, hitting a trey and dishing out 3 assists with 3 rebounds.
- He played 23 minutes vs. St. Bonaventure and had a key steal and bucket to help BYU claim the Paradise Jam title.
- He reached double figures for the first time with 10 points vs. Rice, adding a personal-best five rebounds and five assists and two steals. He sparked BYU off the bench vs UCSB and SUU. He scored 9 points on 3-4 shooting vs. UCSB and had 6 points and tied career highs with 2 steals and had 5 assists on some crowd-pleasing passes in 17 minutes vs. SUU.



CAREER HIGHS:
 POINTS: 11 at SDSU
 FG MADE: 3 vs. UCSB, at SDSU
 FG ATT: 6 vs. UNLV
 FG%: 1.000 (3-3) at SDSU
 3FG MADE: 3 at SDSU
 3FG ATT: 3 at SDSU
 3FG%: 1.000 (3-3) at SDSU
 FT MADE: 6 vs. Rice
 FT ATT: 6 vs. CSUN (2002), Rice
 FT %: 1.000 (6-6) vs. Rice
 REB: 5 vs. Rice
 ASSISTS: 7 vs. UNLV
 STEALS: 2 (four times) last vs. SUU
 BLOCKS: 2 vs. UNLV
 MINUTES: 30 at SDSU

Terry Nashif – 2002-03 Game-by-Game

Opponent	Date	GS	Min	TOTAL		3-PTS		Pct	FT	FTA	Pct	REBOUNDS			PF	FO	A	TO	Blk	Stl	Pts	Avg			
				FG	FGA	FG	FGA					Off	Def	Tot									Avg		
vs Toledo	11/22/02	11	2	1	2	.500	1	1	1.000	0	0	.000	1	2	3	3.0	0	0	1	0	0	2	3	3.0	
vs Kansas State	11/23/02	12	2	1	2	.500	1	2	.500	0	0	.000	0	0	0	1.5	0	0	0	0	0	3	3.0		
vs St. Bonaventure	11/25/02	23	4	1	4	.250	0	1	.000	0	0	.000	0	1	1	1.3	4	0	2	1	0	2	2.7		
RICE	11/30/02	19	2	4	5	.800	0	1	1.000	6	6	1.000	0	5	5	2.3	1	0	5	1	0	2	10	4.5	
at Arizona State	12-04-02	9	0	2	0	.000	0	0	.000	0	0	.000	0	2	2	2.2	1	0	0	2	0	1	0	3.6	
at Creighton	12-07-02	9	0	2	0	.000	0	2	.000	0	0	.000	0	2	2	2.2	3	0	0	1	0	0	0	3.0	
SAN DIEGO	12/11/02	9	0	1	0	.000	0	0	.000	0	0	.000	1	0	1	2.0	0	0	1	1	0	0	0	2.6	
UTAH STATE	12/14/02	3	0	1	0	.000	0	1	.000	0	0	.000	0	1	1	1.9	0	0	0	0	0	0	0	2.3	
UC SANTA BARBARA	12/21/02	17	3	4	7	.571	1	2	.500	2	3	.667	0	2	2	1.9	1	0	3	1	0	1	9	3.0	
at Univ. of San Francisco	12/23/02	5	0	0	0	.000	0	0	.000	0	0	.000	0	1	1	1.8	2	0	0	0	0	0	0	2.7	
SOUTHERN UTAH UNIVERSITY	12/28/02	17	2	4	5	.800	1	2	.500	1	2	.500	0	0	0	1.6	1	0	5	0	1	2	6	3.0	
PEPPERDINE	01/02/03	7	0	1	0	.000	0	0	.000	0	0	.000	0	1	1	1.6	2	0	3	0	0	0	0	2.8	
vs Oklahoma State	01-04-03	6	0	1	0	.000	0	0	.000	2	2	1.000	0	0	0	1.5	1	0	1	0	0	1	2	2.7	
at Weber State	01-08-03	19	1	2	5	.400	1	1	.000	1	2	.500	0	0	0	1.4	1	0	0	0	0	1	3	2.7	
IDAHO STATE	01/16/03	* 27	1	1	1	1.000	1	1	1.000	0	0	.000	0	3	3	1.5	1	0	3	1	0	0	0	3.7	
UNLV	01/16/03	* 25	1	6	16	1.000	0	0	.000	0	0	.000	0	4	4	1.6	4	0	7	1	2	1	2	2.7	
at San Diego State	01-20-03	* 30	3	3	10	.300	3	3	1.000	2	3	.667	1	2	3	1.7	2	0	3	2	0	0	11	3.2	
UNIVERSITY OF UTAH	01/25/03	* 27	0	3	3	1.000	0	1	.000	0	2	.000	0	1	1	1.7	4	0	2	2	0	0	0	3.0	
Totals			4	275	16	43	.372	8	18	.444	14	20	.700	3	27	30	1.7	28	0	36	13	3	13	54	3.0
Nashif vs. New Mexico	Games -1	0	1.0	0	0	.000	0	0	.000	0	0	.000	0	0	0	0.0	0	0	0	0	0	0	0	0.0	

LUIZ LEMES / 6-3 • 180 • junior • combo guard

• A combo guard and outstanding outside shooter, Lemes is a junior at BYU after transferring from Eastern Oklahoma State College in Wilburton, Okla. He earned first-team NJCAA All-Region 2 honors last season at EOSC, leading the Mountaineers to back-to-back Region 2 Tournament runner-up finishes with records of 23-8 and 25-7. He played point guard as a freshman before being moved to the wing to take advantage of his shooting ability. He made 66 threes last season from the wing.

- This year Lemes has played mostly limited minutes. He received the most playing time vs. SUU, Pepperdine and Rice.
- He played 18 minutes with 3 points vs. Southern Utah after not appearing at USF.
- He played the point for the first time this season vs. Pepperdine and logged a season-high 21 minutes, starting the second half after hitting two threes during a 16-7 BYU run to end the half.
- After not having taken a shot in BYU's first three games, he logged 20 minutes in the home-opening win over Rice, scoring his first points as a Cougar with 7 points on 3-4 shooting. He sparked BYU's decisive first-half run vs. Rice when he stole a Rice pass and went the length of the court for a layup for his first bucket. On the next offensive possession, he connected on his first three-point attempt of the year giving the Cougars a 23-17 lead.
- At Creighton, he had one assist and hit his only attempt, a trey, to start a 12-3 Cougar run that included four three-pointers, three by Mark Bigelow, to help BYU regain the lead at 31-30 in the first half.
- He is 5-11 on threes this year but hasn't taken a field goal attempt in the last two games he has played.



CAREER HIGHS:
 POINTS: 7 vs. Rice
 FG MADE: 3 vs. Rice
 FG ATT: 4 vs. Rice, SUU, Pepperdine
 FG%: .750 vs. Rice
 3FG MADE: 2 vs. Pepperdine
 3FG ATT: 3 vs. SUU, Pepperdine
 3FG%: .667 (2-3) vs. Pepperdine
 FT MADE: --
 FT ATT: 2 vs. Rice
 FT %: .000 (0-2) vs. Rice
 REB: 2 vs. Rice, Pepperdine
 ASSISTS: 2 vs. Rice
 STEALS: 1 vs. Rice
 BLOCKS: 1 vs. Pepperdine
 MINUTES: 21 vs. Pepperdine

Luiz Lemes – 2002-03 Game-by-Game

Opponent	Date	GS	Min	TOTAL		3-PTS		Pct	FT	FTA	Pct	REBOUNDS			PF	FO	A	TO	Blk	Stl	Pts	Avg			
				FG	FGA	FG	FGA					Off	Def	Tot									Avg		
vs Toledo	11/22/02	6	0	0	0	.000	0	0	.000	0	0	.000	0	1	1	1.0	0	0	0	0	0	0	0.0		
vs Kansas State	11/23/02	3	0	0	0	.000	0	0	.000	0	0	.000	0	1	1	1.0	0	0	1	0	0	0	0.0		
vs St. Bonaventure	11/25/02	2	0	0	0	.000	0	0	.000	0	0	.000	0	0	0	0.7	1	0	1	0	0	0	0.0		
RICE	11/30/02	20	3	4	7	.571	1	2	.500	0	2	.000	0	2	2	1.0	0	0	2	1	0	1	7	1.8	
at Arizona State	12-04-02	4	0	0	0	.000	0	0	.000	0	0	.000	0	0	0	0.8	0	0	0	0	0	0	0	1.4	
at Creighton	12-07-02	7	1	1	1	1.000	1	1	1.000	0	0	.000	0	1	1	0.8	0	0	1	1	0	0	3	1.7	
SAN DIEGO	12/11/02	7	0	2	0	.000	0	0	.000	0	0	.000	0	0	0	0.7	0	0	1	0	0	1	0	1.4	
UTAH STATE	12/14/02	5	0	0	0	.000	0	0	.000	0	0	.000	0	1	1	0.8	1	0	0	0	0	0	0	1.3	
UC SANTA BARBARA	12/21/02	3	0	1	0	.000	0	0	.000	0	0	.000	0	1	1	0.8	0	0	0	0	0	0	0	1.1	
at Univ. of San Francisco	12/23/02	Did not play - Coaches decision																							
SOUTHERN UTAH UNIVERSITY	12/28/02	18	1	4	2	.500	1	3	.333	0	0	.000	0	1	1	0.8	0	0	1	1	0	0	3	1.3	
PEPPERDINE	01/02/03	21	2	4	5	.625	2	3	.667	0	0	.000	1	1	2	0.9	2	0	1	1	1	0	6	1.7	
vs Oklahoma State	01-04-03	7	0	1	0	.000	0	1	.000	0	0	.000	0	1	1	0.9	0	0	0	0	0	0	0	1.6	
at Weber State	01-08-03	4	0	1	0	.000	0	1	.000	0	0	.000	0	0	0	0.8	1	0	0	0	0	0	0	1.5	
IDAHO STATE	01/11/03	Did not play - shoulder stinger																							
UNLV	01/16/03	Did not play - Coaches decision																							
at SAN DIEGO STATE	01-20-03	3	0	0	0	.000	0	0	.000	0	0	.000	0	0	0	0.8	0	0	1	0	0	0	0	1.4	
UNIVERSITY OF UTAH	01/25/03	3	0	0	0	.000	0	0	.000	0	0	.000	0	0	0	0.7	1	0	0	0	0	0	0	1.3	
Totals			0	113	7	18	.389	5	11	.455	0	2	.000	1	10	11	0.7	6	0	8	5	1	2	19	1.3
Lemes vs. New Mexico	First Game vs. the Lobos																								



MARC ROBERTS / 6-3 • 205 • sophomore • guard

- Returned this summer from a two-year mission in Argentina. He is an athletic player who has has one of the best vertical leaps on the team. He excited fans as a freshman with his slashing dunks. He is a good defender on the perimeter. He played in 21 games as a freshman with one start, while playing a limited 4.3 minutes per game.
- He considered a redshirt while getting back in playing condition after his missionary service and preseason knee surgery. He had his knee scoped in October and sat out the first 13 games as a potential redshirt player. He played his first game of the year at Weber State, equaling his career-high 6 points and setting a new personal-best 3 rebounds in 10 minutes vs. the Wildcats. He also equaled a career-best of 2 field goals and 2-2 field goal percentage.
- He tied a career-best 2 assists and played a career-high 14 minutes vs. Idaho State, surpassing the 11 minutes he played at UNLV in 2000.
- He didn't play vs. UNLV and Utah and appeared only briefly at SDSU.



Opponent	Date	GS	Min	TOTAL		3-PTS		Pct	FT	FTA	REBOUNDS				Avg	PF	FO	A	TO	Blk	Stl	Pts	Avg		
				FG	FGA	Pct	3FG				FGA	Pct	Off	Def										Tot	
vs Toledo	11/22/02																								
vs Kansas State	11/23/02																								
vs St. Bonaventure	11/25/02																								
RICE	11/30/02																								
at Arizona State	12-04-02																								
at Creighton	12-07-02																								
SAN DIEGO	12/11/02																								
UTAH STATE	12/14/02																								
UC SANTA BARBARA	12/21/02																								
at Univ. of San Francisco	12/23/02																								
SOUTHERN UTAH UNIVERSITY	12/28/02																								
PEPPERDINE	01/02/03																								
vs Oklahoma State	01-04-03																								
at Weber State	01-08-03		10	2	2	1.000	0	0	.000	2	2	1.000	1	2	3	3.0	5	1	0	2	0	0	6	6.0	
IDAHO STATE	1/11/03		14	0	3	.000	0	2	.000	3	4	.750	0	0	0	1.5	3	0	2	4	0	1	3	4.5	
UNLV	01/16/03																								
at San Diego State	01-20-03		0	0	0	.000	0	0	.000	0	0	.000	0	0	0	1.0	0	0	0	0	0	0	0	3.0	
UNIVERSITY OF UTAH	01/25/03																								
Totals			0	24	2	5	.400	0	2	.000	5	6	.833	1	2	3	1.0	8	1	2	6	0	1	9	3.0
Roberts vs. New Mexico	Games-2		0	3.5	0	0	.000	0	0	.000	0	0	.000	0	0	0	0.0	1	0	0	0	0	0	0.0	

CAREERHIGHS:

POINTS: 6 at CSU (2-24-00), at Weber St.
 FG MADE: 2 (three) last at Weber State
 FG ATT: 3 vs. UNLV (3-11-00), vs ISU
 FG%: 1.000 (2-2) three times, last at Weber
 3FG MADE: --
 3FG ATT: 2 vs. Idaho State
 3FG%: --
 FT MADE: 3 vs. Bowling Green (3-15-00),
 vs. Idaho State
 FT ATT: 4 (three times) last vs. Idaho State
 FT %: .750 (3-4) vs. B. Green (3-15-00), vs.
 Idaho State
 REB: 3 at Weber State
 ASSISTS: 2 at Wyoming (2-26-00), vs. ISU
 STEALS: 1 (three times) last vs. ISU
 BLOCKS: 1 vs. South Carolina St
 (12-18-99)
 MINUTES: 14 vs. Idaho State

Redshirting Players

AUSTIN AINGE / 6-1 • 175 • freshman • point guard

- Ainge returned from a two-year mission for the Church of Jesus Christ of Latter-day Saints in August. A smart player and good leader, he is an outstanding three-point shooter. He is a point guard who has a total understanding of the game and distributes the ball to teammates when they are ready to score.
- He is the son of former BYU and NBA great and former Phoenix Suns coach Danny Ainge. He prepped at Highland High School in Gilbert, Ariz., prior to serving his mission.
- Ainge will redshirt this year.
- He broke his thumb the day before the team departed for the Paradise Jam and had surgery in Phoenix. He returned to practice in January.



JERMAINE ODJEGBA / 6-5 • 190 • freshman • guard

- Jermaine Odjegba is a true freshman who prepped at Palm Beach Gardens High School in 2001-02.
- He averaged 18 points, 8 rebounds and 5 assists while earning first-team all-conference and honorable mention all-state honors as a senior.
- Odjegba will redshirt this year.



Steve Cleveland is in his sixth year at the helm of the Cougars. During his tenure at BYU, Cleveland has proven to be a first-rate recruiter, an excellent coach and player developer, and above all, a winner.

Last year Cleveland guiding BYU to its third postseason tournament appearance in the last three years, advancing to the second round of the NIT before losing at eventual champion Memphis. In 2001, Cleveland guided BYU to its first NCAA tournament bid since 1995, its first conference regular season title since 1993 and its first conference tournament championship since 1992. While rebuilding a program that finished 1-25 before his arrival, he has posted records of 9-21, 12-16, 22-11, 24-9 and 18-12. Last year's team earned a victory over No. 13 Stanford and advanced to the NIT despite having lost four starters, six of its top seven players and 75 percent of its point production from the year before.

The 1999-2000 and 2000-2001 seasons both rank among of the school's best years ever in terms of wins. In fact, since BYU's first season in 1903, only five BYU teams have ever recorded more wins than the 24-9 team in 2000-01 and only seven have improved upon the 22-11 record in 1999-2000.

Cleveland has brought the magic of the Marriott Center back in Provo. The Cougars enter the 2002-03 season with the nation's longest home victory streak at 36 games, including back-to-back unbeaten seasons of 15-0 and 16-0. Cleveland's teams have traditionally been prepared to play their best at the end of the season. Last year BYU earned its third straight postseason tournament bid, winning in the first round of the NIT before losing at eventual NIT champion Memphis. In 2000-01, BYU won five straight games on the road to secure a share of the MWC regular season title and earn the automatic NCAA bid by claiming the MWC Tournament in Las Vegas. The Cougars won six of their last eight games the prior season, including two MWC tournament wins and two NIT victories. In Cleveland's

first year, BYU completed a rare sweep of New Mexico and UTEP on the road to earn a WAC tournament berth. The road sweep of New Mexico and UTEP was the first for BYU since 1990-91 and the 83-62 upset of No.15-ranked New Mexico in the Pit ended the Lobos' 41-

game home winning streak. In Cleveland's second season the Cougars had a blowout win over UTEP before a 90-74 conference tournament upset victory over TCU to achieve BYU's first conference tournament win since 1994.

Cleveland's teams have advanced to the finals of the MWC tournament in two of the three seasons the event has been played, winning the title in 2001.

As a recruiter, Cleveland has made a similar impact on BYU's program. Cleveland's recruits have proven they are not only committed to Cleveland's vision but also are the kind of players to help make that vision a reality in Provo. Cleveland and his staff have been able to attract top talent from Utah and beyond.

Cleveland has a string of top conference newcomers. Six players have earned conference newcomer honors in Cleveland's five years as the Cougar coach, including four who have been singled out as either the conference newcomer or freshman of the year.

- Jared Jensen (2001-2002 MWC Co-Freshman of the Year)
- Trent Whiting (2000-2001 MWC Newcomer Team, 2nd Team All-MWC)
- Terrell Lyday (1999-2000 MWC Newcomer of the Year, All-Tournament Team)
- Mark Bigelow (1998-99 WAC Freshman of the Year, Newcomer Team, 2nd Team All-WAC)
- Mekeli Wesley (1997-98 WAC Newcomer Team)
- Ron Sellaize (1997-98 WAC Newcomer of the Year, Newcomer Team, 2nd Team All-WAC)


In October 2001, Cleveland signed a multi-year contract extension with BYU. Before taking the helm with the Cougars on March 11, 1997, Cleveland compiled a 157-77 record at Fresno City College in Fresno, Calif. Cleveland was named coach of the year two times while at FCC and led the Rams to post-season playoffs in each of his seven seasons in Fresno. Cleveland coached 10 years at Fresno's Clovis West High School, compiling a 180-70 record.

PLAYING CAREER

Cleveland played college basketball at UC Irvine and was the Anteaters' MVP and leading scorer his senior season in 1975-76. Prior to attending UC Irvine, Cleveland was Fresno City College's Most Outstanding Player in 1973-74. Cleveland received a B.A. degree in social science from UC Irvine in 1976, and received a Master's in education administration from Fresno Pacific in 1979.

PERSONAL

Cleveland, 50, was born in the Los Angeles area and spent most of his life in Fresno, Calif. He served a full-time mission for the Church of Jesus Christ of Latter-day Saints to England from 1971-73. Cleveland was the first head basketball or football coach at BYU to have served a church mission. Cleveland and his wife Kip have three children: sons Casey (24) and Skyler (21) and daughter Katie (12).



CLEVELAND'S BYU LEDGER

BRIGHAM YOUNG UNIVERSITY

Year	W	L	Pct.	Conf.	Conf. Tourney	NCAA/NIT
2002-2003	13	5	.722	2-1	-	-
2001-2002	18	12	.600	7-7 (T-4th MWC)	0-1	1-1 NIT
2000-2001	24	9	.727	10-4 (T-1st)	3-0	0-1 NCAA
1999-2000	22	11	.667	7-7 (sixth MWC)	2-1	2-1 NIT
1998-1999	12	16	.429	6-8 (fifth WAC)	1-1	
1997-1998	9	21	.300	4-10 (sixth WAC)	0-1	
Totals	98	74	.570	36-37 (.493)	6-4 (.600)	3-3 (.500)



Individual Game Box Scores

2002-03 BYU Men's Basketball

BYU vs. Toledo @ Paradise Jam - Game #1

11/22/02 8:55 p.m. AST at St. Thomas, U.S. Virgin Islands

VISITORS: Toledo 0-1

#	Player	tot-fg		3-pt		rebounds		pf	tp	a	to	blk	s	min
		fg	fga	fga	fga	ft	fta							
04	KIRSH, Milo	f	2	8	0	4	8	3	2	8	0	1	3	25
04	HANSEN, Travis	f	0	3	0	0	3	4	1	3	2	3	2	22
12	MOORE, Nick	g	4	9	2	5	0	0	2	2	5	10	1	3
24	VILLEGAS, Sammy	g	5	10	3	8	0	0	1	1	2	13	1	3
34	TRIPLETT, Keith	g	4	11	0	2	5	6	2	3	5	1	3	35
13	WEST, J.T.	g	0	0	0	0	0	0	0	0	0	0	0	1
15	PINSON, Allen	g	0	3	0	1	0	1	0	1	0	0	0	1
23	SHELTON, Chauncey	g	0	0	0	0	2	2	1	0	1	2	0	0
31	CLEMENT, Jim	g	0	5	0	2	0	0	1	1	2	2	0	0
32	CURRIE, Anton	g	1	2	0	1	0	1	0	3	3	2	0	1
35	MILSON, Kareem	g	0	0	0	0	0	0	0	0	1	0	0	8
43	SHELLABARGER, A.J.	g	2	3	0	1	2	0	1	1	3	5	0	1
TEAM			2	2		2	1							
Totals			18	52	5	19	15	23	11	18	29	23	56	7

TOTALFG%	1st Half: 11-25 44.0%	2nd Half: 7-27 25.9%	Game: 34.6%	DEADBALL
3-Pt. FG%	1st Half: 5-11 45.5%	2nd Half: 0-8 0.0%	Game: 26.3%	REBOUNDS
F Throw %	1st Half: 2-5 40.0%	2nd Half: 13-18 72.2%	Game: 65.2%	3.3

HOME TEAM: BYU 1-0

#	Player	tot-fg		3-pt		rebounds		pf	tp	a	to	blk	s	min
		fg	fga	fga	fga	ft	fta							
03	BIGELOW, Mark	f	2	6	1	7	10	0	5	5	2	12	3	30
52	JENSEN, Jared	f	1	3	0	0	0	0	1	1	5	2	0	1
55	ARAUJO, Rafael	c	0	5	0	0	1	2	3	5	1	0	4	10
04	HANSEN, Travis	g	7	12	2	3	6	4	4	8	3	22	5	32
24	WOODBERRY, Keving	g	2	7	1	4	0	0	1	2	3	1	5	29
04	LEMES, Luiz	g	0	0	0	0	0	0	0	0	1	0	0	0
10	NASHIF, Terry	g	1	2	1	0	0	0	1	2	3	1	0	2
14	BOWER, Ricky	g	2	3	2	2	4	1	2	3	2	1	0	23
15	ALLEN, John	g	2	4	1	2	0	0	1	4	5	1	0	23
32	JEPSEN, Bart	g	0	1	0	0	0	0	0	0	0	0	0	4
40	HOWARD, Dan	g	4	6	0	0	3	5	0	2	3	11	0	21
TEAM			1	2		3	1							
Totals			21	49	8	13	21	27	10	25	35	71	12	17

TOTALFG%	1st Half: 11-26 42.3%	2nd Half: 10-23 43.5%	Game: 42.9%	DEADBALL
3-Pt. FG%	1st Half: 4-7 57.1%	2nd Half: 4-6 66.7%	Game: 61.5%	REBOUNDS
F Throw %	1st Half: 10-12 83.3%	2nd Half: 11-15 73.3%	Game: 77.8%	3.3

Officials: (R) Karl Hess, (U) Tony Greene, Pat Adams

Technical fouls: Toledo-None, BYU-None.

Attendance: 2153

Score by Periods

	1st	2nd	Total
Toledo	29	27	56
BYU	36	35	71

2002 Paradise Jam Basketball Tournament. Presented by Basketball Travelers.

Points in the paint-TOL22, BYU20. Points off turnovers-TOL10, BYU17.

2nd chance points-TOL7, BYU13. Fast break points-TOL6, BYU2.

Bench points-TOL9, BYU29. Score tied-1 time. Lead changes-5 times.

BYU vs. Kansas St. @ Paradise Jam - Game #2

11/23/02 6:15 p.m. AST at St. Thomas, U.S. Virgin Islands

VISITORS: BYU 2-0

#	Player	tot-fg		3-pt		rebounds		pf	tp	a	to	blk	s	min
		fg	fga	fga	fga	ft	fta							
02	HANSEN, Travis	f	11	22	5	8	1	2	2	19	2	1	0	28
52	JENSEN, Jared	f	2	4	0	0	6	8	5	4	10	0	0	20
55	ARAUJO, Rafael	c	4	5	0	0	1	2	4	4	5	9	0	3
03	BIGELOW, Mark	g	6	12	3	3	4	0	3	3	18	4	2	33
24	WOODBERRY, Keving	g	0	3	0	3	2	4	0	0	3	2	3	25
04	LEMES, Luiz	g	0	0	0	0	0	0	0	0	1	0	0	0
05	SHOFF, Jake	g	0	2	0	0	0	0	2	2	4	1	0	0
10	NASHIF, Terry	g	1	2	1	2	0	0	0	0	3	0	0	12
14	BOWER, Ricky	g	0	0	0	0	0	0	0	0	1	7	2	0
15	ALLEN, John	g	2	2	1	0	0	0	1	3	5	0	0	7
32	JEPSEN, Bart	g	0	0	0	0	0	0	0	0	1	0	0	3
40	HOWARD, Dan	g	0	3	0	0	0	0	1	2	4	0	1	17
TEAM			3	3		6	1							
Totals			21	44	7	13	24	34	7	25	32	26	73	13

TOTALFG%	1st Half: 9-25 36.0%	2nd Half: 12-19 63.2%	Game: 47.7%	DEADBALL
3-Pt. FG%	1st Half: 4-7 57.1%	2nd Half: 3-6 50.0%	Game: 53.8%	REBOUNDS
F Throw %	1st Half: 9-14 64.3%	2nd Half: 15-20 75.0%	Game: 70.6%	4.2

HOME TEAM: Kansas State 0-1

#	Player	tot-fg		3-pt		rebounds		pf	tp	a	to	blk	s	min
		fg	fga	fga	fga	ft	fta							
32	DeFesus, Gilson	f	1	1	1	0	0	2	2	3	3	0	0	20
34	SIEBRANDT, Matt	f	0	3	0	0	0	2	2	3	0	2	2	0
44	PASCO, Pervis	f	1	9	0	0	3	6	1	2	3	5	4	2
22	RICHARDS, Frank	g	5	9	0	1	3	4	0	2	2	13	1	20
30	HART, Jarrett	g	2	5	0	1	2	5	0	1	1	5	6	1
01	THOMAS, Schyler	g	0	0	0	0	0	0	0	0	0	0	0	2
03	BUCHANAN, Quentin	g	0	0	0	0	0	0	0	0	0	0	0	0
11	ELLIS, Tim	g	0	1	0	1	3	4	1	2	3	5	1	0
23	HAYDEN, Marques	g	6	7	0	0	8	10	3	5	8	2	2	0
40	CANBY, Travis	g	0	0	0	0	0	0	0	0	0	0	0	4
42	SPURLOCK, Janerio	g	1	8	1	4	0	0	1	2	3	0	3	0
TEAM			2	2		2								
Totals			21	52	3	8	19	31	8	21	29	23	64	9

TOTALFG%	1st Half: 12-21 57.1%	2nd Half: 9-31 29.0%	Game: 40.4%	DEADBALL
3-Pt. FG%	1st Half: 3-4 75.0%	2nd Half: 0-4 0.0%	Game: 37.5%	REBOUNDS
F Throw %	1st Half: 9-13 69.2%	2nd Half: 10-18 55.6%	Game: 61.3%	8.1

Officials: (R) Mike Wood (U) Manny Upton, Keith Maxwell

Technical fouls: BYU-HANSEN, Travis, Kansas State-None.

Attendance: 13323

Score by Periods

	1st	2nd	Total
BYU	31	42	73
Kansas State	36	28	64

2002 Paradise Jam Basketball Tournament. Presented by Basketball Travelers

BYU--#2 Travis Hansen ejected at 8:48 in the second half.

Points in the paint-BYU16, KANSST 30. Points off turnovers-BYU9, KANSST 15.

2nd chance points-BYU3, KANSST 9. Fast break points-BYU9, KANSST 9.

Bench points-BYU15, KANSST 37. Score tied-7 times. Lead changes-4 times.

BYU vs. St. Bonaventure @ Paradise Jam - Game #3

11/25/02 8:15 p.m. AST at St. Thomas, U.S. Virgin Islands

VISITORS: St. Bonaventure 2-1

#	Player	tot-fg		3-pt		rebounds		pf	tp	a	to	blk	s	min
		fg	fga	fga	fga	ft	fta							
03	GANSEY, Mike	f	3	8	1	3	3	2	4	6	1	10	3	1
10	CHEEKS, Robert	f	1	3	0	0	2	2	2	4	6	2	4	0
30	TERRILL, Jamil	c	0	3	0	0	2	2	3	3	6	2	0	2
04	GREEN, Marques	g	5	15	2	6	7	9	0	1	1	3	19	23
20	PRATO, Patricio	g	2	8	1	2	0	0	1	1	2	5	0	1
01	SMITH, Ahmad	f	1	7	0	2	0	0	2	2	4	0	2	12
05	SHEPHERD, Joe	g	3	8	2	4	1	3	1	2	2	9	1	0
11	DUMBLAUSKAS, S.	g	2	5	0	0	0	0	1	1	2	2	4	0
24	METHOT-LOTTIN, P.	g	0	5	0	0	0	0	1	0	1	2	0	0
55	BROWN, Calvin	f	1	2	0	0	0	3	2	4	4	2	0	0
TEAM			1	1		2								
Totals			18	64	6	17	15	22	16	20	36	24	57	7

TOTALFG%	1st Half: 10-33 30.3%	2nd Half: 8-31 25.8%	Game: 28.1%	DEADBALL
3-Pt. FG%	1st Half: 4-8 50.0%	2nd Half: 2-9 22.2%	Game: 35.3%	REBOUNDS
F Throw %	1st Half: 10-14 71.4%	2nd Half: 5-8 62.5%	Game: 68.2%	2

HOME TEAM: BYU 3-0

#	Player	tot-fg		3-pt		rebounds		pf	tp	a	to	blk	s	min
		fg	fga	fga	fga	ft	fta							

Individual Game Box Scores

2002-03 BYU Men's Basketball

BYU vs. Univ. of San Diego – Game #7

12/11/02 07:00 at Brigham Young University
VISITORS: San Diego 4-3

#	Player	tot-fg		3-pt		rebounds			pf	tp	a	to	blk	s	min												
		fg	fga	fg	fga	ft	fta	of								de	tot										
03	SMITH, Travis	g	17	17	0	0	0	0	3	2	2	4	0	0	17												
10	MORRIS, Roy	g	12	10	0	5	4	4	1	0	6	0	1	0	31												
32	BELSER, Corey	g	0	2	0	1	2	1	0	1	1	1	2	1	27												
34	BLAIR, Jason	f	5	7	3	5	4	3	6	9	1	17	0	4	27												
43	KEEP, Jason	c	2	4	0	0	3	6	1	5	6	4	7	0	23												
11	STOCKALPER, Derek	f	1	5	0	3	0	2	0	2	3	2	1	3	0	8											
14	DELZELL, Matt	g	1	2	1	0	1	0	1	4	5	2	3	2	0	13											
20	MCGRAIN, Mike	g	2	4	0	1	3	5	2	3	2	7	4	0	1	24											
42	LEWIS, Nick	f	1	6	0	2	2	2	0	2	3	4	0	1	1	20											
TEAM		Totals		14		42		4		18		17		23		22		49		7		24		3		200	

TOTALFG% 1st Half: 9-23 39.1% 2nd Half: 5-19 26.3% Game: 33.3% DEADBALL
3-Pt. FC% 1st Half: 3-9 33.3% 2nd Half: 1-7 14.3% Game: 22.2% REBOUNDS
F Throw % 1st Half: 7-10 70.0% 2nd Half: 1-11 9.1% Game: 73.9% 2

HOME TEAM: BRIGHAM YOUNG Cougars 6-1

#	Player	tot-fg		3-pt		rebounds			pf	tp	a	to	blk	s	min												
		fg	fga	fg	fga	ft	fta	of								de	tot										
02	HANSEN, Travis	g	7	17	0	4	3	3	4	7	2	17	3	4	2	30											
24	WOODBERRY, Kevin	g	2	4	1	3	3	6	0	2	2	8	0	1	1	31											
03	BIGELOW, Mark	f	3	7	1	2	3	5	3	8	2	10	5	2	0	1	31										
52	JENSEN, Jared	f	5	8	0	1	2	1	3	4	1	11	1	1	1	29											
55	ARAUJO, Rafael	c	5	7	0	0	1	2	2	4	4	11	2	3	0	18											
04	LEMES, Luiz	c	2	0	0	0	0	0	0	0	0	1	0	0	1	7											
05	SHOFF, Jake	g	2	3	0	0	0	1	0	1	1	4	0	1	1	9											
10	NASHIF, Terry	g	0	1	0	0	0	1	0	1	0	1	1	0	0	9											
14	BOWER, Ricky	g	0	0	0	0	0	0	0	3	0	0	0	0	0	13											
15	ALLEN, John	g	1	5	1	2	0	0	1	2	0	3	0	0	0	6											
32	JEPSEN, Bart	g	0	1	0	0	0	0	1	1	0	0	1	0	0	8											
40	HOWARD, Dan	g	0	0	0	0	0	0	0	0	0	0	0	0	0	9											
TEAM		Totals		25		55		3		12		11		20		14		25		17		64		13		200	

TOTALFG% 1st Half: 10-27 37.0% 2nd Half: 15-28 53.6% Game: 45.5% DEADBALL
3-Pt. FC% 1st Half: 2-5 40.0% 2nd Half: 1-7 14.3% Game: 25.0% REBOUNDS
F Throw % 1st Half: 4-8 50.0% 2nd Half: 7-12 58.3% Game: 55.0% 4

Officials: Duane Allen, Roosevelt Brown, Milt Stowe
Technical fouls: San Diego-None. BRIGHAM YOUNG Cougars-HANSEN, Travis.
Attendance: 1108
Score by Periods 1st 2nd Total
San Diego 28 21 49
BRIGHAM YOUNG Cougars 26 38 64

Points in the paint-USD 8, BY24. Points off turnovers-USD 9, BY28.
2nd chance points-USD 6, BY14. Fast break points-USD 0, BY0.
Bench points-USD 16, BY7. Score tied 7 times. Lead changes-9 times.

BYU vs. Utah State – Game #8

12/14/02 7:00 PM at Brigham Young University
VISITORS: Utah State University 5-2

#	Player	tot-fg		3-pt		rebounds			pf	tp	a	to	blk	s	min														
		fg	fga	fg	fga	ft	fta	of								de	tot												
02	PENIGAR, Desmond	g	3	13	0	2	5	6	2	3	5	11	0	1	0	24													
05	JOHNSON, Toriano	f	4	5	0	0	5	1	4	1	8	1	0	0	0	31													
11	PUZEY, Mike	c	0	1	0	0	0	0	1	4	0	2	1	0	9														
15	BUTLER, Cardell	g	7	17	0	3	0	1	1	2	14	1	1	0	31														
20	BROWN, Mark	g	1	8	0	0	0	0	3	3	2	5	2	0	2	35													
01	ROSS, Ronnie	g	0	0	0	0	0	0	1	1	2	0	3	1	0	9													
04	HARRIS, Nate	g	3	3	0	0	4	5	2	1	3	3	0	0	0	23													
21	BROWN, Calvin	g	0	0	0	0	0	0	0	1	0	1	0	0	0	5													
32	NELSON, Spencer	g	2	3	0	0	5	6	1	8	9	5	9	1	3	0	24												
44	EVANS, Chad	f	1	1	0	0	2	1	0	1	1	2	0	0	0	9													
TEAM		Totals		21		51		0		14		20		13		19		32		24		56		12		24		200	

TOTALFG% 1st Half: 13-26 50.0% 2nd Half: 8-25 32.0% Game: 41.2% DEADBALL
3-Pt. FC% 1st Half: 0-1 0.0% 2nd Half: 0-4 0.0% Game: 0.0% REBOUNDS
F Throw % 1st Half: 9-13 69.2% 2nd Half: 5-7 71.4% Game: 70.0% 2

HOME TEAM: BRIGHAM YOUNG Cougars 7-1

#	Player	tot-fg		3-pt		rebounds			pf	tp	a	to	blk	s	min												
		fg	fga	fg	fga	ft	fta	of								de	tot										
03	BIGELOW, Mark	f	5	10	2	6	1	2	0	4	0	13	0	1	0	34											
52	JENSEN, Jared	f	4	2	0	0	5	1	2	3	4	7	1	1	0	22											
55	ARAUJO, Rafael	c	4	7	0	2	2	1	6	7	4	10	2	2	1	0	31										
04	HANSEN, Travis	g	4	11	2	4	3	6	1	3	4	3	1	2	1	0	35										
24	WOODBERRY, Kevin	g	3	5	3	3	6	1	2	3	0	12	6	0	0	1	32										
04	LEMES, Luiz	c	0	0	0	0	0	0	1	1	0	0	0	0	0	5											
05	SHOFF, Jake	g	1	3	0	0	1	2	1	2	3	2	2	2	0	17											
10	NASHIF, Terry	g	0	1	0	0	0	1	0	0	0	0	0	0	0	3											
14	BOWER, Ricky	g	1	2	0	1	6	0	0	0	0	8	1	2	0	1	13										
15	ALLEN, John	g	0	0	0	0	0	0	0	3	0	0	0	0	0	2											
32	JEPSEN, Bart	g	0	0	0	0	0	0	0	1	0	0	0	0	0	1											
40	HOWARD, Dan	g	0	1	0	0	0	0	0	0	1	0	0	0	0	5											
TEAM		Totals		19		42		7		19		21		29		19		66		13		11		3		200	

TOTALFG% 1st Half: 10-23 43.5% 2nd Half: 9-19 47.4% Game: 45.2% DEADBALL
3-Pt. FC% 1st Half: 4-12 33.3% 2nd Half: 3-7 42.9% Game: 36.8% REBOUNDS
F Throw % 1st Half: 7-10 70.0% 2nd Half: 14-19 73.7% Game: 72.4% 5

Officials: Tim Gabutero, Mike Giarratno, Bobby McRoy
Technical fouls: Utah State University-None. BRIGHAM YOUNG Cougars-None.
Attendance: 1474
Score by Periods 1st 2nd Total
Utah State University 35 21 56
BRIGHAM YOUNG Cougars 31 35 66

Points in the paint-USU 20, BY12. Points off turnovers-USU 16, BY19.
2nd chance points-USU 18, BY6.
Bench points-USU 21, BY 11. Score tied 7 times. Lead changes-9 times.

BYU vs. UC Santa Barbara – Game #9

12/21/02 5:06 PM at Brigham Young University
VISITORS: UC Santa Barbara 3-5

#	Player	tot-fg		3-pt		rebounds			pf	tp	a	to	blk	s	min												
		fg	fga	fg	fga	ft	fta	of								de	tot										
30	HULL, Mark	f	2	8	0	3	0	0	1	2	3	2	4	2	0	34											
33	FULLOVE, Brand	f	6	9	2	3	3	4	0	2	3	2	17	0	0	27											
50	WHITEHEAD, B.	f	1	2	0	0	1	2	2	1	3	3	1	2	0	19											
03	JONES, Nick	g	3	14	2	9	7	2	5	7	0	15	1	0	0	28											
05	ATAKO, Jacoby	g	2	5	1	2	0	0	0	1	1	2	5	2	1	0	15										
01	BROWN, Cecil	g	2	5	1	3	0	0	0	1	1	5	0	2	0	0	26										
02	DAVIS, Josh	g	1	2	0	0	0	0	5	1	6	3	2	1	0	0	9										
05	OLIVER, Christen	g	0	1	0	0	0	0	1	1	0	1	0	0	0	11											
32	COOK, Casey	g	1	4	0	0	1	1	3	4	2	1	1	0	0	20											
53	WARD, BJ.	g	1	2	0	1	1	0	0	0	1	3	0	0	0	8											
51	RANEY, Scott	g	0	0	0	0	0	0	0	0	0	1	0	0	0	3											
TEAM		Totals		19		52		6		23		12		17		11		20		24		56		8		200	

TOTALFG% 1st Half: 8-27 29.6% 2nd Half: 11-25 44.0% Game: 36.5% DEADBALL
3-Pt. FC% 1st Half: 4-13 30.8% 2nd Half: 2-10 20.0% Game: 26.1% REBOUNDS
F Throw % 1st Half: 6-9 66.7% 2nd Half: 6-8 75.0% Game: 70.6% 2

HOME TEAM: BRIGHAM YOUNG Cougars 8-1

#	Player	tot-fg		3-pt		rebounds			pf	tp	a	to	blk	s	min		
		fg	fga	fg	fga	ft	fta	of								de	tot
03	BIGELOW, Mark	f	4	10	3	7	0	0	0	3	4	11	0	2	1	0	26
52	JENSEN, Jared	f	3	4	0	0	3	4	2	3	5	9	0	1	2	0	32
55	ARAUJO, Rafael	c	1	2	0	0	0	4	0	5	4	6	0	3	0	0	18
02	HANSEN, Travis	g	4	9	1	3	10	2	5	7	4	19	5	3	0	1	34
24	WOODBERRY, Kevin	g	0	5	0	5	2	0	0	1	1	2	1	1	1	0	22
04	LEMES, Luiz	c	0	0	0	0	0	0	0	1	0	0	0	0	0	0	3
05	SHOFF, Jake	g	0	1	0	0	0	0	0	1	1	3	0	0	0	7	
10	NASHIF, Terry	g	3	4	1	2	3	0	2	2	1	9	3	1	0	1	17
14	BOWER, Ricky	g	3	5	1	3	2	2	0	1	1	0	9	4	1	1	26
15	ALLEN, John	g	2	2	0	0	0	0	1	1	1</						

Individual Game Box Scores

2002-03 BYU Men's Basketball

BYU vs. Oklahoma St. @ All-College Classic - Game #13

01-04-03 5:30 p.m. at Oklahoma City, Okla.
VISITORS: Brigham Young 10-3

#	Player	tot-fg		3-pt		rebounds		ft	fta	of	de	tot	pf	tp	a	to	blk	s	min
		fg	fga	fg	fga	ft	fta												
52	Jensen, Jared	f	2	4	0	0	2	2	0	2	2	3	6	0	1	0	0	0	23
55	Arāju, Rafael	c	4	5	0	0	3	5	3	11	14	4	11	2	5	0	0	1	31
02	Hansen, Travis	g	4	9	2	4	4	6	0	1	5	14	3	3	0	0	0	1	32
03	Bigelow, Mark	g	3	7	2	4	3	4	0	3	3	11	2	3	0	0	0	0	31
24	Woodberry, Kevin	g	2	7	1	5	2	2	0	0	0	1	7	1	4	0	0	1	27
04	Lemes, Luiz	g	0	1	0	0	0	0	0	0	0	0	0	0	0	0	0	0	7
05	Shoff, Jake	g	0	1	0	0	0	0	0	0	0	2	2	1	0	1	2	0	17
10	Nashif, Terry	g	0	1	0	0	0	0	0	0	0	1	2	1	0	0	0	1	6
14	Bower, Ricky	g	2	4	0	3	1	0	1	2	0	2	0	0	0	0	0	0	15
15	Allen, John	g	1	1	0	0	0	0	0	0	0	2	2	0	0	0	0	0	3
32	Jepsen, Bart	g	0	0	0	0	0	0	0	0	0	0	0	0	0	0	0	0	2
40	Howard, Dan	g	1	1	0	0	1	1	0	1	2	3	0	0	0	0	0	0	6
	TEAM										4	15							
	Totals.....		19	44	7	18	20	25	9	21	30	24	65	12	19	0	6	200	

TOTALFG%	1st Half: 10-25 40.0%	2nd Half: 9-19 47.4%	Game: 43.2%	DEADBALL
3-Pt. FG%	1st Half: 5-14 35.7%	2nd Half: 2-4 50.0%	Game: 38.9%	REBOUNDS
F Throw %	1st Half: 5-5 100%	2nd Half: 15-20 75.0%	Game: 80.0%	2

HOME TEAM: Oklahoma State 10-1

#	Player	tot-fg		3-pt		rebounds		ft	fta	of	de	tot	pf	tp	a	to	blk	s	min
		fg	fga	fg	fga	ft	fta												
23	McFarlin, Ivan	f	10	14	0	0	7	7	6	6	3	27	0	1	0	0	3	33	
33	Miller, Jason	f	0	3	0	0	1	2	1	4	5	2	1	0	0	1	0	0	30
05	Williams, Victor	g	3	7	0	1	2	4	0	1	3	8	1	1	0	3	25		
24	Allen, Tony	g	7	14	2	4	6	8	1	2	4	22	6	3	1	1	34		
34	Sanders, Melvin	g	4	7	1	3	5	6	1	4	5	3	14	0	1	0	2	24	
25	Weatherespoon, J.	g	1	2	0	0	2	2	2	2	2	2	1	2	0	0	0	16	
30	Carlson, Cheyne	g	1	3	0	0	2	2	0	3	4	5	2	0	0	0	0	21	
40	Williams, Andre	g	1	0	0	0	0	0	0	3	3	0	0	1	1	0	17		
	TEAM										4	4	1						
	Totals.....		26	51	3	8	23	31	9	19	28	24	78	14	11	2	10	200	

TOTALFG%	1st Half: 13-26 50.0%	2nd Half: 13-25 52.0%	Game: 51.0%	DEADBALL
3-Pt. FG%	1st Half: 2-4 50.0%	2nd Half: 1-4 25.0%	Game: 37.5%	REBOUNDS
F Throw %	1st Half: 7-7 100%	2nd Half: 16-24 66.7%	Game: 74.2%	3

Officials: Scott Thornley, Mark Whitehead, Eddie Jackson
Technical fouls: Brigham Young-None. Oklahoma State-TEAM.

Attendance: 1804

Score by Periods

Brigham Young 30 35 65

Oklahoma State 35 43 78

First game of 2002 Touchstone Energy All-College Classic at the Ford Center in downtown Oklahoma City. No. 10 Oklahoma defeated No. 14 Michigan State, 60-58, in game two. Game one was televised on ESPN2 and game two on ESPN.

Points in the paint-BY12,OKST 20. Points off turnovers-BY10,OKST 25.

2nd chance points-BY13,OKST 13. Fast break points-BY0,OKST 0.

Bench points-BY16,OKST 6. Score tied-2 times. Lead changes-2 times.

BYU @ Weber State - Game #14

01-08-03 7:05pm at Dee Events Center - Ogden, Utah
VISITORS: Brigham Young University 10-4

#	Player	tot-fg		3-pt		rebounds		ft	fta	of	de	tot	pf	tp	a	to	blk	s	min
		fg	fga	fg	fga	ft	fta												
02	HANSEN, Travis	f	2	3	0	0	2	3	3	6	3	7	2	4	0	0	26		
05	SHOFF, Jake	f	0	0	0	0	0	1	2	1	2	1	0	2	0	0	10		
55	ARAUJO, Rafael	c	6	14	0	0	7	10	6	9	4	19	1	2	1	2	29		
03	BIGELOW, Mark	g	2	12	1	5	2	2	1	5	6	1	7	1	4	1	0	36	
24	WOODBERRY, Kevin	g	2	3	1	2	0	1	1	4	6	3	0	0	2	26			
04	LEMES, Luiz	g	0	1	0	0	0	0	0	0	0	0	0	0	0	0	0	7	
10	NASHIF, Terry	g	1	2	0	1	2	0	0	0	1	3	0	0	0	0	0	19	
12	ROBERTS, Marc	g	2	2	0	2	2	1	2	3	5	6	2	0	0	0	0	10	
14	BOWER, Ricky	g	3	5	2	3	2	1	3	4	2	10	1	1	0	0	19		
15	ALLEN, John	g	0	1	0	0	4	1	2	3	4	1	0	0	0	0	7		
52	JENSEN, Jared	g	1	4	0	0	2	2	3	3	2	0	2	0	0	0	14		
	TEAM										1								
	Totals.....		21	55	5	18	22	31	15	23	38	30	69	7	18	4	5	200	

TOTALFG%	1st Half: 7-23 30.4%	2nd Half: 14-32 43.8%	Game: 38.2%	DEADBALL
3-Pt. FG%	1st Half: 2-8 25.0%	2nd Half: 3-10 30.0%	Game: 27.8%	REBOUNDS
F Throw %	1st Half: 4-8 50.0%	2nd Half: 18-23 78.3%	Game: 71.0%	2

HOME TEAM: Weber State 10-3

#	Player	tot-fg		3-pt		rebounds		ft	fta	of	de	tot	pf	tp	a	to	blk	s	min
		fg	fga	fg	fga	ft	fta												
02	Sparrow, Nic	f	2	3	0	2	3	3	3	6	3	7	2	4	0	0	26		
05	Orokoljic, Slobodan	f	4	7	0	2	5	7	7	9	5	13	2	0	0	0	25		
33	Bachmann, Stephan	c	0	4	0	0	0	0	0	1	5	0	0	0	0	0	10		
03	Boyetle, Jermaine	g	11	16	0	1	17	2	0	2	3	37	2	1	0	2	36		
22	Hamilton, John	g	2	11	1	8	3	4	0	4	4	1	8	1	0	0	37		
23	Barton, Brad	g	1	1	1	1	0	2	4	6	1	3	3	3	0	0	22		
42	Eyre, Talmadge	g	0	1	0	0	1	3	1	4	5	5	1	1	0	0	15		
43	Morrison, Stevie	g	0	0	0	0	0	0	0	0	0	0	1	0	0	0	6		
50	Danley, Pat	g	3	4	0	0	1	0	0	4	6	0	0	0	0	0	17		
	TEAM										1								
	Totals.....		23	49	2	15	27	36	10	26	36	27	75	10	13	0	3	200	

TOTALFG%	1st Half: 11-27 40.7%	2nd Half: 12-22 54.5%	Game: 46.9%	DEADBALL
3-Pt. FG%	1st Half: 1-8 12.5%	2nd Half: 7-14 50%	Game: 13.3%	REBOUNDS
F Throw %	1st Half: 12-15 80.0%	2nd Half: 15-21 71.4%	Game: 75.0%	2

Officials: Michael Irving, Chris Rastatter, Byrne Haskins

Technical fouls: Brigham Young University-None. Weber State-None.

Attendance: 10820

Score by Periods

Brigham Young University 20 49 69

Weber State 35 40 75

Points in the paint-BY20,WEBERST 32. Points off turnovers-BY12,WEBERST 21.

2nd chance points-BY12,WEBERST 9. Fast break points-BY4,WEBERST 10.

Bench points-BY25,WEBERST 10. Score tied-1 time. Lead changes-2 times.

BYU vs. Idaho State - Game #15

1/11/03 7:05 p.m. at Provo, UT
VISITORS: Idaho State

#	Player	tot-fg		3-pt		rebounds		ft	fta	of	de	tot	pf	tp	a	to	blk	s	min
		fg	fga	fg	fga	ft	fta												
31	HENRY, Scott	f	4	6	0	0	2	2	1	2	3	6	0	1	2	0	2	35	
34	KIRKLAND, Rashad	f	2	3	0	0	0	0	1	2	3	3	4	1	0	2	23		
20	BROOKS, Alvin	g	4	8	1	3	0	0	0	0	0	2	9	3	1	0	0	24	
23	POOLE, Marquis	g	3	7	0	1	1	2	1	2	3	7	4	1	0	0	0	27	
30	SCHROEDER, David	g	4	0	0	3	1	2	0	0	0	0	1	2	0	0	0	28	
03	JACKSON, Dion	g	1	0	0	0	2	2	0	0	0	2	4	1	0	1	9		
05	LEWIS, Arzelle	g	3	6	2	4	0	0	0	0	0	1	8	0	0	0	3	13	
15	DUNHAM, Bruce	g	0	0	0	0	0	0	0	0	0	0	0	2	0	0	0	0	
32	BROWN, Jeremy	g	5	13	2	5	1	4	2	1	3	2	13	0	2	0	0	15	
42	SMITH, Jesse	g	1	2	0	0	0</												