



No. 19 All-Time Wins • 36th All-Time Winning Percentage • 2 National Titles • 26 Conference Titles • 21 NCAA Tournaments • 30 Postseason Invitations
 1 National Player of the Year • 2 Basketball Hall of Fame Inductees • 40 All-America Citations • 43 NBA Draft Selections • 96 All-Conference Citations

2004-05 COUGAR BASKETBALL

Game 21 — BYU vs. Utah

2004-05 BYU SCHEDULE / RESULTS

NOVEMBER

5 (Fri.)	BYU-Hawaii (exhibition)	85-70	W
12 (Fri.)	Calgary (exhibition)	86-52	W
22-24	EA Sports Maui Invitational in Maui, Hawaii		
22 (Mon.)	vs. North Carolina (ESPN2)	50-86	L
23 (Tue.)	vs. Stanford	53-62	L
24 (Wed.)	vs. Chaminade	77-56	W
27 (Sat.)	California (Comcast)	64-67	L

DECEMBER

1 (Wed.)	@ Utah State (KJZZ)	57-71	L
4 (Sat.)	@ USC (Fox Sports Net 2)	82-87	L
8 (Wed.)	Boise State (KBCI-TV)	90-77	W
11 (Sat.)	vs. Wash. St. @ Delta Center	46-49	L
18 (Sat.)	Utah State (SWP)	62-84	L
21 (Tue.)	North Carolina St (SWP,FSNS)	61-72	L
23 (Thu.)	@ Weber State	79-61	W
28 (Tue.)	Southern Utah	77-52	W
31 (Fri.)	Santa Clara	87-74	W

JANUARY

4 (Tue.)	@ Saint Mary's (Comcast)	51-72	L
8 (Sat.)	*San Diego State (SWP-KSL)	57-59	L
11 (Tue.)	Montana State-Billings	110-70	W
15 (Sat.)	*@ Colorado State (ESPN+)	67-74	L
17 (Mon.)	*@ Wyoming (ESPN)	71-83	L
22 (Sat.)	*Air Force (ABC)	49-52	L
24 (Mon.)	*New Mexico (SWP-UPN)	68-53	W
31 (Mon.)	*Utah (ESPN)	10 p.m.	

FEBRUARY

5 (Sat.)	*@ UNLV (ESPN+)	Noon	
7 (Mon.)	*@ San Diego State (SWP-UPN)	7 p.m.	
12 (Sat.)	*Wyoming (SWP-KSL)	7 p.m.	
14 (Mon.)	*Colorado State (SWP-UPN)	8 p.m.	
19 (Sat.)	*@ New Mexico (SWP-KSL)	7 p.m.	
21 (Mon.)	*@ Air Force (SWP-UPN)	7 p.m.	
26 (Sat.)	*@ Utah (ESPN+)	1 p.m.	

MARCH

5 (Sat.)	*UNLV (SWP-KSL)	7 p.m.	
10-12	@ MWC Tournament, Denver (ESPN, ERT)		

Times are local to site and subject to change

BYU HOSTS NO. 21 UTAH MONDAY AT 10 P.M. ON ESPN

BYU (7-13, 1-4 MWC) completes a three-game homestand Monday by hosting No. 21 Utah (17-3, 5-0 MWC) in a 10 p.m. ESPN tilt. The radio broadcast can be heard on KSL Newsradio 1160 (KSL.com).

UP NEXT FOR THE COUGARS

The Cougars will begin the month of February with two MWC road games. BYU will face UNLV Saturday Feb. 5 at noon PST (1 p.m. MST) on ESPN+ and then take on San Diego State for the second time this season Monday Feb. 7 in a 7 p.m. PST (8 p.m. MST) start on SportsWest (UPN-Z24).

COUGAR QUICK HITS

- BYU (7-13, 1-4 MWC) is 5-5 at home, 1-5 away and 1-3 on a neutral floor. BYU's non-league schedule this season included four Pac-10 opponents and two nationally ranked ACC teams.
- Utah is the third top-25 team BYU has faced this year (0-2 with losses to North Carolina and NC State). BYU's last win over a top-25 team was last year when BYU downed then No. 25 and eventual Final Four participant Oklahoma State in the Delta Center in Salt Lake City.
- With his next victory BYU coach Steve Cleveland will tie Frank Arnold (1975-83) for fourth place on BYU's all-time victory list. In the Marriott Center, Cleveland is already No. 2 in wins and needs four more home victories to top the list.
- BYU coach Steve Cleveland has utilized 15 different starting lineups this season in 20 games while dealing with injuries and some inconsistent play from a mostly inexperienced roster.
- The 10 BYU players averaging double-digit minutes this season include six sophomores, three seniors and one freshman. Only three players – seniors Mike Hall and Jared Jensen and sophomore Garner Meads – averaged more than 10 minutes during a prior season as a Cougar. Of BYU's freshmen top-20 signing class, only F/C Chris Miles is currently playing as David Burgess (ankles) and Trent Plaisted (knees) are out while top guard prospect and Arizona Player of the Year Lee Cummmard has not been with the team this year after opting to serve an LDS Church mission. After returning early, he will join BYU next season.
- Senior guard Mike Hall leads BYU in scoring at 13.8 ppg. Sophomore guard Mike Rose adds 10.2 ppg while sophomore point guard Austin Ainge and senior center Jared Jensen contribute 9.1 ppg. Ainge leads BYU with 4.1 assists (4th in the MWC) and 1.4 steals. Sophomore transfer Keena Young pulls down a team-best 5.9 rebounds with sophomore center Derek Dawes averaging 4.9 rpg.
- BYU shoots .429 from the floor, .358 from three and .748 (No. 1 MWC, 19th nationally) from the line while averaging 67.9 ppg. BYU opponents have shot .425 (FG) and .349 (3FG) while scoring 68.1 ppg. BYU has a slight 35.9 to 35.5 rebounding edge over its opponents on average over the first 20 games.

BYU GAME #21 FAST FACTS

BYU COUGARS (7-13, 1-4 MWC) VS. NO. 21 UTAH UTES (17-3, 5-0 MWC)

MONDAY, JAN. 31, 2005
 MARRIOTT CENTER (22,700)
 PROVO, UTAH 10 p.m. MST

Coaches: .BYU, Steve Cleveland (136-100 in eighth season; same overall)

.....Utah, Ray Giacoletti (17-3 in first season; 134-86 in eighth season overall)

Series: ...Utah leads, 120-117 (Both teams won at home last year before Utah earned a 54-51 MWC semifinal win)

TV:ESPN (Dave Pasch calling play-by-play and Jimmy Dykes adding analysis)

Radio: ...KSL 1160, BYU Sports Network (Greg Wrubell calls play-by-play with Mark Durrant adding commentary)

Web:Live audio and live stats are available at byucougars.com/basketball_m/ (see upcoming schedule)

BYU'S PROJECTED STARTERS:

POS. #	NAME	HT.	WT.	YR.	HOMETOWN / LAST TEAM	PPG	RPG	NOTE
F 3	Keena Young	6-6	205	So.	Beaumont, TX / South Plains College	7.0	5.9	Coming off back-to-back career-best 14-point games
C 43	Derek Dawes	6-11	265	So.	Salt Lake City, UT / Cottonwood HS	5.3	4.9	Recorded first career double-double against New Mexico
G/F 23	Jimmy Balderson	6-6	200	So.	Magrath, Alberta / Magrath HS	4.9	1.2	Started vs. New Mexico, his sixth start of the season
G/F 1	Mike Hall	6-3	205	Sr.	San Bernardino, CA / Dixie State College	13.8	4.1	Top returning scorer; 2004 MWC Defender of the Year
G 13	Austin Ainge	6-2	180	So.	Gilbert, AZ / Highland HS	9.1	3.1	Adds 4.1 app, scored career-high 25 points at CSU

BYU OFF THE BENCH:

POS. #	NAME	HT.	WT.	YR.	HOMETOWN / LAST TEAM	PPG	RPG	NOTE
G 2	Mike Rose	6-2	185	So.	Houston, TX / Spring Woods HS	10.2	1.9	Leads team with 48 three-pointers and .421 3-FG %
F 4	Joshua Burgess	6-8	230	Jr.	Irvine, CA / Irvine Valley College	1.5	0.5	Has seen late action vs. Southern Utah and MSU-Billings
G 10	Terry Nashif	5-10	165	Sr.	Vancouver, WA / Evergreen HS	2.3	1.5	Senior captain provided spark off the bench vs. New Mexico
G 12	Brock Reichner	6-4	205	Jr.	Provo, UT / Salt Lake Community College	1.4	0.8	Walkon transfer has appeared in five games this year
G 20	Sam Burgess	6-3	190	So.	Alpine, UT / Snow College	2.2	0.9	Playing more backup point over the last three games
F 41	Garner Meads	6-8	225	So.	Salt Lake City, UT / Brighton HS	4.7	4.6	Has missed five games due to injury, has nine starts
F/C 52	Jared Jensen	6-9	250	Sr.	West Haven, UT / Fremont HS	9.1	4.3	Leads BYU in FG% and the MWC in FT%; has 18 starts
F/C 54	Chris Miles	6-11	235	Fr.	Provo, UT / Timpview HS	2.6	2.3	Freshman had career-best 7 rebounds in start at CSU



BYU SERIES RECORD VS.

UTAH

Overall Series Record: Utah leads 120-117
 BYU Record in Provo: 65-46
 BYU Record in Salt Lake: 46-70
 BYU Record at Neutral Sites: 6-4
 BYU Record under Steve Cleveland: 4-13
 BYU Record in OT Games: 4-6* (1-1 Rd, 2-5 Hm, 1-0 Ntrl)
 *1-0 in 2OT, 0-2 in 3OT - all in Provo (83-85)
 Last Overtime Game: 1991, won v. Utah @ WAC, 51-49
 Longest BYU Win Streak: 8 (1909-12)
 Longest Utah Win Streak: 12 (1995-2000)
 Largest BYU Margin of Victory: 31 two times (1965, 94)
 Largest Utah Margin of Victory: 36, 85-49 (1997)
 Most Points Scored by BYU: 115 (1966)
 Most Points Scored by Utah: 106 two times (1962, 1963)

RECENT SERIES RESULTS

Date	Opponent	Score	W/L
2-5-83	at Utah	72-75	L
3-5-83	Utah (3OT)	62-64	L
1-14-84	Utah (2OT)	113-105	W
2-8-84	at Utah	82-79	W
1-26-85	at Utah	63-62	W
3-2-85	Utah (3OT)	85-86	L
1-25-86	Utah	87-69	W
2-22-86	at Utah	71-74	L
1-24-87	at Utah	80-70	W
2-14-87	Utah	58-65	L
2-4-88	Utah	82-64	W
2-27-88	at Utah	60-62	L
2-2-89	at Utah	86-90	L
2-25-89	Utah	81-74	W
1-25-90	Utah	65-49	W
2-10-90	at Utah	73-89	L
2-16-91	at Utah	74-81	L
3-2-91	Utah (OT)	71-72	L
3-9-91	vs. Utah (OT)	51-49	W
2-20-92	Utah	58-56	W
3-7-92	at Utah	87-73	W
3-13-92	vs. Utah+	75-62	W
1-9-93	Utah	53-54	L
2-27-93	at Utah	83-89	L
1-8-94	at Utah	64-62	W
2-26-94	Utah	73-70	W
3-10-94	vs. Utah+	96-65	W
1-3-95	Utah	64-57	W
3-4-95	at Utah	79-87	L
1-2-96	at Utah	77-83	L
3-2-96	Utah	85-96	L
1-11-97	Utah	51-61	L
2-6-97	at Utah	49-85	L
1-10-98	Utah	61-71	L
2-5-98	at Utah	68-83	L
1-9-99	at Utah	54-75	L
2-6-99	Utah	46-71	L
3-4-99	vs. Utah*	62-81	L
1-15-00	Utah	49-56	L
2-12-00	at Utah	62-77	L
3-10-00	vs. Utah#	58-54	W
1-29-01	Utah	69-61	W
2-24-01	at Utah	75-82	L
1-28-02	at Utah	66-71	L
2-23-02	Utah	63-61	W
1-25-03	Utah	75-79	L
2-24-03	at Utah	64-71	L
1-31-04	at Utah	56-64	L
3-1-04	Utah	70-57	W
3-12-04	vs. Utah#	51-54	L

*WAC Tournament
 #MWC Tournament

LOOKING AT UTAH

After winning 12 straight games, the University of Utah Utes are ranked No. 21 with a 17-3 overall record and a 3-2 road record. In addition to a perfect 5-0 Mountain West Conference mark, the Utes defeated Cougar opponents Weber State and Southern Utah and lost to Utah State. Utah is led by 7-0 sophomore center Andrew Bogut. The 2004 MWC Freshman of the Year is averaging 20 points per game and 12.2 rebounds per game, leading the league in both categories and ranking second in the nation on the glass. Bogut has started every game this season and is shooting 64.7 percent from the field, second in the MWC and fourth in the nation. Senior Marc Jackson, who returns this season after a year-long hiatus, is second on the team in scoring with 11.3 ppg. The 6-1 guard also leads the team in assists, averaging 3.6 per outing, and is tops in three-point field goal percentage, making 53.4 percent from beyond the arc. A 2004 MWC All-Tournament Team selection, junior Richard Chaney is third on the team in scoring at 10.7 ppg while fellow junior Bryant Markson is second for the Utes in rebounding with 3.8 per game and fourth in scoring, averaging 10.5 ppg. As a team, Utah shoots 53.5 percent from the field, including 41.7 percent from three-point range, while averaging 71.2 points per game. The Utes allow their opponents to shoot 42.2 percent with a 35.1 percent efficiency from beyond the arc while averaging 57.5 points per game. Utah is ranked first in the nation in field goal percentage, third in rebound margin (11.3), sixth in three-point percentage and seventh in scoring defense. First-year Ute head coach Ray Giaocoletti owns a 134-86 record in his eighth season overall.

LAST OUTING - BOGUT LEADS NO. 25 UTAH PAST FALCONS

SALT LAKE CITY (Jan. 24, 2005) - Andrew Bogut scored 25 points on 11-of-12 shooting to lift No. 25 Utah to a 63-51 victory Monday night over Air Force. The Utes, playing under first-year coach Ray Giaocoletti, have won 12 straight since losing at Arizona on Dec. 11. The other losses were to Washington and Utah State, both on the road. Bryant Markson and Mark Jackson each scored 11 points, and Jackson tied a career-high with 10 assists for the Utes, who shot a school-record 80 percent from the field (24-of-30) against the nation's No. 1 defense. Utah's previous best shooting game was 73.7 percent against Air Force in 1987. The Utes took apart Air Force with quick passes and lobs to Bogut, a 7-foot sophomore from Australia. Bogut, who leads the nation in rebounding and double-doubles, also had nine rebounds. Nick Welch had 15 points to lead the Falcons (12-7, 3-1), who lost for just the second time in eight games. Bogut scored seven points in a 14-2 run at the start of the second half that gave Utah a 46-32 lead after Air Force closed within 12 points. The Falcons, outrebounded 23-13, couldn't get within single digits the rest of the way. The Falcons (12-7, 3-1), who start only one player taller than 6-foot-6, double- and triple-teamed Bogut at every opportunity, but still couldn't stop him.

UTAH'S PROJECTED STARTERS

Pos. #	Name	Ht.	Wt.	Yr.	PPG	RPG
F 5	Justin Hawkins	6-5	220	So.	7.4	3.1
F 20	Bryant Markson	6-6	190	Jr.	10.5	3.8
C 4	Andrew Bogut	7-0	240	So.	20.0	12.2
G 2	Marc Jackson	6-1	175	Sr.	11.3	3.4
G 11	Tim Drisdorn	6-3	203	So.	5.6	2.2

SERIES NOTES

BYU and Utah will meet for the 238th time Monday. The series ranks 10th in the NCAA record book in terms of most games in a rivalry and is the 11th longest running rivalry dating back to 1909. Utah is the opponent that BYU has played the most in its history (237 games) and is BYU's second longest running series (Utah State series began in 1905 and includes 220 games). BYU won the inaugural game, 32-9 in Provo, on Jan. 23, 1909, and won again on March 5 of that year, 40-27, in SLC on its way to winning the first eight games against the Utes. Last year BYU won in Provo after the Utes' come-from-behind win in Salt Lake City and then lost to Utah in the semifinals of the MWC Tournament. The Utes' 2003 victory in Provo ended BYU's nation-best 44-game homecourt victory streak. Utah has won six of the last 10 games since BYU ended a string of 12 straight Utah wins, its longest in the series, with the Cougars' 58-54 win at the 2000 MWC tournament semifinals. The Utes have won 10 straight at the Huntsman Center. BYU's last win at Utah was a 64-62 victory on Jan. 8, 1994. That win started a four-game BYU winning streak that preceded Utah's 12-game streak. BYU has a 65-46 record in Provo against the Utes, while Utah holds a 70-46 advantage in Salt Lake City. BYU has a 6-4 edge on neutral floors.

UTES HOLD RARE EDGE IN LONG-RUNNING SERIES

In the 96 years of the BYU-Utah series, BYU has only twice (the past two years) finished a season trailing Utah in the overall series. Utah swept the regular-season series in 2000 to take its first-ever lead (114-113) in the overall series since it began in 1909. BYU evened the series with a 2000 MWC Tournament victory that year. Utah again held a one-game edge (116-115) in 2002 with its win in Salt Lake City. In the second game that year the Cougars staged a second-half comeback from 21 points down to even the series again at 116-116. With its sweep of the season series in 2003, Utah earned its third advantage in the long-running series and finished a season with the lead for the first time. It was also Utah's first-ever multi-game lead (118-116). Utah won the first game last year and two of the three meetings to twice enjoy its largest lead of three games in the series. Utah currently holds a 120-117 advantage.



LAST YEAR'S BOX SCORE - IN PROVO

03/01/04 10:00 PM at Brigham Young University
VISITORS: University of Utah 20-8, 8-5

#	Player	tot-fg		3-pt		rebounds			pf	tp	a	blk	s	min				
		fg	fga	fg	fga	ft	fta	of							de	tot		
04	BOGUT, Andrew	f	4	14	1	2	1	3	4	7	2	10	1	3	0	1	31	
20	MARKSON, Bryant	f	1	1	0	0	0	1	0	1	3	2	1	2	0	0	13	
54	FROST, Tim	c	5	7	1	2	0	3	2	5	7	3	11	0	2	0	35	
11	DRISDOM, Tim	g	1	4	0	2	5	5	0	5	5	4	7	6	7	0	2	36
15	JACOBSON, Nick	g	5	14	3	10	3	4	1	6	7	2	16	1	6	0	40	
02	OLSEN, Josh	g	0	0	0	0	0	0	0	0	0	1	0	1	0	0	6	
05	HAWKINS, Justin	g	3	5	0	1	1	1	2	3	3	4	7	0	2	0	15	
13	CHANEY, Richard	g	1	5	0	2	2	2	1	3	4	4	4	0	1	0	24	
TEAM																		
Totals.....		20	50	5	18	12	16	10	26	36	22	57	10	23	0	4	200	

TOTAL FG%	1st Half: 8-21 38.1%	2nd Half: 12-29 41.4%	Game: 40.0%	DEADBALL
3-Pt. FG%	1st Half: 2-6 33.3%	2nd Half: 3-12 25.0%	Game: 27.8%	REBOUNDS
F Throw %	1st Half: 1-4 25.0%	2nd Half: 11-12 91.7%	Game: 75.0%	1

HOME TEAM: Brigham Young University 19-7, 9-4

#	Player	tot-fg		3-pt		rebounds			pf	tp	a	blk	s	min			
		fg	fga	fg	fga	ft	fta	of							de	tot	
03	BIGELOW, Mark	f	6	12	3	5	4	6	0	4	4	1	19	3	1	0	38
41	MEADS, Garner	f	2	4	0	0	0	1	2	2	4	3	4	0	3	2	20
55	ARAUJO, Rafael	c	7	15	0	2	4	2	2	4	3	16	1	1	0	1	29
01	HALL, Mike	g	8	10	0	5	7	0	3	3	2	21	2	0	0	2	37
04	LEMES, Lutz	g	2	8	1	4	0	1	3	4	1	5	4	1	0	1	26
00	WOODBERRY, Kevin	g	1	3	1	2	4	1	4	5	3	5	5	1	0	2	28
02	ROSE, Mike	g	0	1	0	0	0	0	0	0	0	0	0	0	0	0	2
05	SHOFF, Jake	g	0	2	0	0	0	2	0	1	1	5	0	0	0	1	13
10	NASHIF, Terry	g	0	0	0	0	0	0	1	1	0	0	0	0	0	0	0
52	JENSEN, Jared	g	0	1	0	0	0	0	0	1	1	0	0	0	0	0	7
TEAM																	
Totals.....		26	56	5	12	13	24	7	23	30	18	70	15	7	3	11	200

TOTAL FG%	1st Half: 11-28 39.3%	2nd Half: 15-28 53.6%	Game: 46.4%	DEADBALL
3-Pt. FG%	1st Half: 3-6 50.0%	2nd Half: 2-6 33.3%	Game: 41.7%	REBOUNDS
F Throw %	1st Half: 1-5 20.0%	2nd Half: 12-19 63.2%	Game: 54.2%	8

Officials: David Hall, Scott Thornley, Verne Harris
Technical fouls: University of Utah-None; Brigham Young University-None.
Attendance: 22718
Score by Periods: 1st 2nd Total
University of Utah 19 38 57
Brigham Young University 26 44 70

Largest crowd since Jan 1992, 21st largest ever in Marriott Ctr

Points in the paint-UT 14, BY 36. Points off turnovers-UT 7, BY 27.
2nd chance points-UT 11, BY 8. Fast break points-UT 0, BY 12.
Bench points-UT 11, BY 5. Score tied-2 times. Lead changes-1 time.

LAST YEAR IN PROVO - BYU DOWNS UTAH TO EXTEND VICTORY STREAK

PROVO, Utah (March 1, 2004) - The NCAA postseason hopes are alive and well in Provo after the Cougars downed Utah 70-57 on ESPN's Big Monday and grabbed a hold on second-place in the Mountain West Conference. The 22,718 screaming fans in the Marriott Center for senior night saw the Cougars secure an undefeated home record for the year (13-0) and extend their home-winning streak to 18 straight victories. BYU has now won 62 of its last 63 games at home and is currently riding a seven-game winning streak, the longest of the season. Coming through for the Cougars was the dynamic trio of seniors Rafael Araujo, Mark Bigelow and junior Mike Hall. Araujo finished the night with 16 points and Bigelow came up big with 19, but Hall stole the show, turning in a game-high 21 points on 8-of-10 shooting. The three keys to the Cougars' upper-handed play was their ability to outscore the Utes in the paint 36-14, forcing 23 turnovers to their own seven and then capitalizing off of those turnovers by scoring 27 points to Utah's seven.

Thanks to a 19-2 run on the strength of a defensive outing that held the Utes to 19 points in the half - the lowest point total BYU has held an opponent to since holding the Utes to 19 in the first half at the Huntsman Center back in January - BYU overcame a slow start. The Utes jumped out to an 8-0 lead before Cougar senior guard Luiz Lemes knocked down a three with 16:09 left in the half. Araujo cut the Ute lead to six with a follow-up basket off of a missed Bigelow layup at 13:07. Down 17-10, the Cougars' Hall went on a 7-0 run beginning with a steal he took the length of the court for the layin where he was fouled and then converted the old fashion three-point play. Hall then knocked down a short jumper and on the ensuing possession again stole the pass intended for Utah's Nick Jacobson, who led the Utes with 16 points, and drove all the way in for the slam that tied the game at 17 apiece. The Cougars continued to roll with Hall putting the Cougars on top for the first time in the game at 21-19, as he drove past Jacobson for the easy layin. But it was Meads' follow up dunk off of a Woodberry miss that brought the Marriott Center crowd to its feet and gave BYU a 23-19 lead. Bigelow capped off the Cougars' 19-2 run in the waning minutes of the half with a three-point shot from the top of the key, sending BYU into the half up 26-19. Coming out of the break Araujo broke loose for eight of his 16 in the opening four minutes of the second half, giving BYU their first double-digit lead at 36-26. BYU struggled to pull away from the Utes with Utah closing the gap again with a Jacobson three-pointer and a bucket by freshman Andrew Bogut that pulled Utah to within four at 43-39. The Cougars responded with a shot by Araujo, a free throw by senior Kevin Woodberry, a baseline jumper from Hall and a running-scoop shot in the lane by freshman Garner Meads to lift BYU to a 50-39 lead. With 5:47 left to play, a Meads' basket lifted the Cougars to an 11-point advantage. The Utes would cut the lead to six but BYU pushed it back to 12 after a pair of Bigelow free throws at 57-45. In the closing seconds it was all BYU with the Cougars scoring seven points including another Hall dunk and a wide-open Lemes layup to seal the 70-57 victory. With the win, BYU improves to 19-7 and 9-4 in the Mountain West Conference. Utah falls to 20-8 and 8-5. The Cougars have secured the No. 2 seed at next week's MWC Tournament while Utah has wrapped up the No. 3 spot.

WHAT COACH CLEVELAND HAD TO SAY AFTER THE GAME IN PROVO LAST YEAR

"Hall gave us a real spark. He'll sleep the best tonight for the effort he gave. It was a great defensive effort. There were not nearly as many mistakes. We executed better and made better plays. (This win) keeps our (NCAA) hopes alive.

LAST YEAR AT UTAH - UTES EARN COMEBACK WIN OVER BYU

SALT LAKE CITY (Jan. 31, 2004) - Utah's Nick Jacobson and Andrew Bogut each scored 21 points and the Utes held BYU to just one field goal in the final six minutes as Utah overcame a 15-point halftime deficit to earn a 64-56 victory Saturday afternoon at the Huntsman Center. The Cougars jumped out to a 15-point lead in the first half behind the shooting of Mark Bigelow and Garner Meads. Bigelow scored 14 points in the first half on 5-5 shooting, including three 3-pointers, while Meads added 10 points. BYU used runs of 10-2 and 11-4 to build its lead in the first 20 minutes with Utah never leading, but the Utes came out of the locker room in the second half fired up behind the 3-point shooting of Jacobson and the inside play of Bogut. After a Mike Hall basket to open the second half, the Utes exploded for a 15-4 run to cut the BYU lead to six at 40-34. Utah would take its first lead of the game on a Jacobson 3-point basket with 7:16 remaining. Utah would take the lead for good a few minutes later on another 3-pointer by Jacobson, who finished the game with five triples, four in the second half. Then the Utes turned up the defensive pressure, holding BYU to just six points over the final four minutes. Bigelow finished with a season-high 22 points to lead BYU, while Rafael Araujo added a team-high nine boards. Bogut pulled down a game-high 12 rebounds for Utah and also had an excellent game defensively, helping hold Araujo, who entered the game with a league-leading 19.8 scoring average, to just eight points. BYU forward Jared Jensen missed his third straight game with a back injury, and Cougar backup point guard Terry Nashif was not able to play, out with mononucleosis. With the loss, BYU falls to 2-4 in conference and 12-7 overall, while Utah improves to 4-2 in conference and 16-5 overall. The Cougars have lost three games in a row for the first time since a three-game skid in 2002. BYU has played eight of its last 11 games on the road, including the last three contests. The Cougars will play five of their final eight regular-season games in Provo.

WHAT BYU COACH STEVE CLEVELAND HAD TO SAY AFTER THE GAME AT UTAH LAST YEAR ...

"We played well in the first half. We were able to stop them from getting second and third shots, but we weren't able to stop them from getting second and third opportunities in the second half. In the last five minutes (of the game) they got their confidence back and we weren't able to counter."

LAST YEAR'S BOX SCORE - AT UTAH

01/31/04 1:04 PM at Huntsman Center - Salt Lake City, Utah
VISITORS: BYU 12-7, 2-4 MWC

#	Player	tot-fg		3-pt		rebounds			pf	tp	a	blk	s	min			
		fg	fga	fg	fga	ft	fta	of							de	tot	
03	BIGELOW, Mark	f	7	11	3	5	5	5	0	3	3	1	22	1	2	1	37
41	MEADS, Garner	f	3	6	0	1	4	5	3	2	5	2	10	1	1	1	29
55	ARAUJO, Rafael	c	3	15	0	1	2	3	4	5	9	4	8	1	3	0	4
01	HALL, Mike	g	3	11	0	2	2	0	0	1	1	4	8	1	2	1	34
04	LEMES, Lutz	g	1	4	0	2	0	0	0	1	1	0	2	1	0	0	2
00	WOODBERRY, Kevin	g	1	4	0	1	0	0	0	0	0	3	2	1	0	0	21
05	SHOFF, Jake	g	2	2	0	0	0	0	2	1	3	0	4	0	0	0	16
TEAM																	
Totals.....		20	53	3	12	13	15	15	14	29	14	56	6	8	3	9	200

TOTAL FG%	1st Half: 13-27 48.1%	2nd Half: 7-26 26.9%	Game: 37.7%	DEADBALL
3-Pt. FG%	1st Half: 3-7 42.9%	2nd Half: 0-5 0.0%	Game: 25.0%	REBOUNDS
F Throw %	1st Half: 5-5 100%	2nd Half: 8-10 80.0%	Game: 86.7%	0

HOME TEAM: Utah 16-5, 4-2 MWC

#	Player	tot-fg		3-pt		rebounds			pf	tp	a	blk	s	min			
		fg	fga	fg	fga	ft	fta	of							de	tot	
04	BOGUT, Andrew	f	9	13	1	2	3	3	9	12	2	21	3	3	2	0	34
13	CHANEY, Richard	f	1	3	0	1	0	0	4	0	4	2	2	0	1	1	33
54	FROST, Tim	c	1	7	0	2	0	0	3	0	3	3	2	3	1	0	29
11	DRISDOM, Tim	g	5	7	1	2	3	3	2	5	7	4	14	2	4	0	30
15	JACOBSON, Nick	g	7	15	5	8	2	2	0	1	1	2	21	0	0	0	37
02	OLSEN, Josh	g	0	0	0	0	0	0	0	1	1	0	0	0	0	0	7
05	HAWKINS, Justin	g	1	2	0	1	0	0	0	0	0	1	2	0	0	0	9
20	MARKSON, Bryant	g	0	1	0	0	0	1	2	3	1	0	0	2	1	0	11
30	JACKSON, Chris	g	1	3	0	0	0	0	0	0	0	1	2	0	1	0	10
TEAM																	
Totals.....		25	51	7	16	7	8	13	20	33	16	64	8	12	4	2	200

TOTAL FG%	1st Half: 9-23 39.1%	2nd Half: 16-28 57.1%	Game: 49.0%	DEADBALL
3-Pt. FG%	1st Half: 1-7 14.3%	2nd Half: 6-9 66.7%	Game: 43.8%	REBOUNDS
F Throw %	1st Half: 0-0 0.0%	2nd Half: 7-8 87.5%	Game: 87.5%	0

Officials: Scott Thornley, Randy McCall, Jim Danner
Technical fouls: BYU-None; Utah-None.
Attendance: 14413
Score by Periods: 1st 2nd Total
BYU 34 22 56
Utah 19 45 64

Points in the paint-BY 12, UT 18. Points off turnovers-BY 17, UT 9.
2nd chance points-BY 16, UT 22. Fast break points-BY 0, UT 0.
Bench points-BY 6, UT 4. Score tied-1 time. Lead changes-5 times.



LAST YEAR'S BOX SCORE - AT MWC TOURNAMENT

(3-12-04 7:00 p.m. at Denver, Colo. (Pepsi Center)
VISITORS: Utah 23-8 (9-5 MWC)

#	Player	tot-fg		3-pt		rebounds		pf	tp	a	to	blk	s	min			
		fg	fga	fg	fga	fta	of								de	tot	
04	BOGUT, Andrew	f	4	8	1	2	0	0	1	5	6	2	9	5	2	0	35
13	CHANEY, Richard	f	3	6	0	1	0	0	2	0	2	1	6	1	1	3	28
54	FROST, Tim	c	3	7	1	3	4	2	4	6	3	10	2	2	0	0	29
11	DRISDOM, Tim	g	0	4	0	0	0	0	0	3	3	0	0	7	0	0	25
15	JACOBSON, Nick	g	7	18	4	11	1	2	0	7	7	2	19	0	1	0	37
02	OLSEN, Josh	g	0	0	0	0	0	0	0	0	0	0	0	0	0	0	5
05	HAWKINS, Justin	g	3	4	0	1	2	2	2	4	1	8	2	1	1	0	25
20	MARKSON, Bryant	g	1	3	0	0	0	0	0	0	0	0	2	2	0	1	0
TEAM																	
Totals.....		21	50	6	16	6	8	8	21	29	13	54	17	8	4	3	200

TOTAL FG%	1st Half: 9-26 34.6%	2nd Half: 12-24 50.0%	Game: 42.0%	DEADBALL
3-Pt. FG%	1st Half: 4-10 40.0%	2nd Half: 2-6 33.3%	Game: 37.5%	REBOUNDS
F Throw %	1st Half: 4-6 66.7%	2nd Half: 2-2 100%	Game: 75.0%	1

HOME TEAM: Brigham Young 21-8 (10-4 MW)

#	Player	tot-fg		3-pt		rebounds		pf	tp	a	to	blk	s	min			
		fg	fga	fg	fga	fta	of								de	tot	
03	BIGELOW, Mark	f	2	8	0	1	0	0	0	4	4	0	2	2	1	1	31
41	MEADS, Garner	f	0	0	0	0	0	0	1	1	0	0	2	2	1	1	9
55	ARAUJO, Rafael	c	6	10	1	1	0	0	0	8	8	5	13	0	1	0	34
01	HALL, Mike	g	3	9	1	2	5	0	3	3	1	9	1	1	0	0	37
04	LEMES, Luiz	g	4	10	2	2	0	0	2	2	9	2	2	0	2	33	
00	WOODBERRY, Kevin	g	1	2	1	2	0	0	3	3	3	3	6	1	0	0	21
02	ROSE, Mike	g	1	1	1	0	0	0	1	1	0	3	0	0	0	0	5
05	SHOFF, Jake	g	2	2	0	0	2	2	1	0	1	2	6	0	0	0	19
10	NASHIE, Terry	g	0	1	0	0	0	0	0	0	0	0	0	0	0	0	2
52	JENSEN, Jared	g	2	2	0	0	0	0	2	0	0	4	1	0	1	0	9
TEAM																	
Totals.....		21	45	5	8	4	7	5	22	27	14	51	12	10	4	5	200

TOTAL FG%	1st Half: 8-23 34.8%	2nd Half: 13-22 59.1%	Game: 46.7%	DEADBALL
3-Pt. FG%	1st Half: 4-10 40.0%	2nd Half: 3-4 75.0%	Game: 62.5%	REBOUNDS
F Throw %	1st Half: 2-2 100%	2nd Half: 2-2 100%	Game: 57.1%	1

Officials: David Hall, Randy McCall, Larry Spaulding
Technical fouls: Utah-None. Brigham Young-ARAUJO, Rafael.
Attendance: 9653
Score by Periods
1st 2nd Total
Utah 26 28 54
Brigham Young 20 31 51
Mountain West Conference Tournament Semifinal Game
Technical Foul on Araujo of BYU at 1st/2:32.

Points in the paint-UT 26, BY 16. Points off turnovers-UT 23, BY 8.
2nd chance points-UT 6, BY 8. Fast break points-UT 3, BY 5.
Bench points-UT 10, BY 16. Score tied-3 times. Lead changes-2 times.

LAST YEAR IN MWC SEMIFINAL – THREE-POINT LOSS ENDS BYU VICTORY STREAK AT NINE GAMES

DENVER, Colo. (March 12, 2004) – The Mountain West Conference Tournament ended for the No. 2-seeded BYU men's basketball team on Friday, with a heart-breaking 54-51 loss to the No. 3-seeded University of Utah at the Pepsi Center in Denver. The loss snapped the Cougars' nine-game winning streak that had pushed their overall record to 21-8 and 10-4 in the MWC. It also means the Cougars will not receive the conference's automatic bid to the NCAA Tournament and must await a decision from the NCAA Selection Committee. Some of what the Cougars have done to merit an at-large invitation is go 9-1 in their last 10 games – one of the biggest criteria for the committee. The team improved its RPI ranking to a conference best No. 27 and went from last place in conference to finishing second in the regular season. On the night, BYU shot 46.7 percent on 21-of-45 shooting with senior Rafael Araujo scoring a team-high 13 points and pulling down eight rebounds. Both junior Mike Hall and senior Luiz Lemes contributed nine points for BYU to round out the top three Cougars scorers. The Cougars put up 20 points in the first half. It was their second-lowest point total in a half on the season after a 19-point performance at the Air Force Academy back on Jan. 24. "We could never find our rhythm," said senior guard Mark Bigelow, "We weren't aggressive and nobody could hit a shot. If you score 20 points in the first half you are going to be in trouble in any game." The first half turned into a defensive battle with both teams struggling from the field. BYU went a combined 8-for-23 for 20 points while Utah was 9-of-26 for 26 points over the first 20 minutes. Utah struck first in the half, connecting on back-to-back threes before Hall knocked down a trey of his own at the 17:17 mark. The Cougars' Woodberry tied up the ball game at 12 apiece with a three point shot of his own but the tie didn't last long as the Utes went on a 7-2 run over the next six minutes to pull ahead 19-14 with 4:21 to go before the break. With 2:32 left in the half, Araujo was fouled by the Utes' Andrew Bogut but a questionable elbow to Bogut's head landed Araujo his first foul of the game in the form of a technical. Utah's Nick Jacobson made good on one of his two technical free throws to make it a 20-16 game. In the final minute of the half it was senior Jake Shoff that brought BYU to within six at 26-20 going into the break by connecting on two free throws and a tip-in with two seconds to go. Coming out of the break, the Utes pushed their lead to 10 at 39-29, their largest lead of the game. But BYU didn't lay down and the Cougars came roaring back with a 10-2 run, capped by a break-away layup by Hall at the 6:27 mark to tie up the game at 43 all. The Cougars kept a hold of the Utes through the remainder of regulation, allowing the Utes to get up by no more than four points the rest of the way. With time winding down and BYU trailing 52-48, Araujo stepped up and knocked down a three-pointer from the left side with 39 seconds to play, bringing the Cougars to within one at 52-51. But with 7.7 seconds on the clock and four seconds on the shot clock, Cougar guard Kevin Woodberry was called for a foul. The foul reset the shot clock and Araujo picked up his fifth foul trying to stop the clock on the inbound play. The Utes went on to win the barnburner 54-51 as Hall's last-second three-point attempt just fell short of the hole and bounced off the front of the rim as time ran out.

WHAT BYU COACH STEVE CLEVELAND HAD TO SAY AFTER THE GAME ...

"It wasn't our best offensive game but we found our offense in the second half. We found the flow (in the second half) and put ourselves in a position to win but it came down to the end and we lost.

"We've won games in the last few seconds but tonight it didn't happen. We've had the ball bounce our way many times in the last six week – just not tonight.

"In my 27 years of coaching I have never seen a team as focused as this one, to come from last to second and win nine games in a row. It's hard to know what the committee is thinking, I know that our credentials are solid in every area. If you compare our criteria with other teams in the West, we are right at the top. This team has done everything it can do to get a berth."

COUGARS AGAINST THE UTES

Of the 16 players on BYU's roster this year, only seven have ever played in a BYU-Utah game. Listed below are the Cougar players who have played in the rivalry game.

Player	GP/GS	Avg. Min.	Avg. Pts.	Avg Rebs.
Jared Jensen	6/3	11.5	4.5	2.3
Terry Nashif	6/1	6.3	0.0	0.5
Mike Hall	3/3	36.0	12.7	2.3
Garner Meads	3/3	19.3	4.7	3.3
Jimmy Balderson	2/0	12.5	3.5	1.5
Mike Rose	2/0	3.5	1.5	0.5
Derek Dawes	1/0	15.0	3.0	1.0

BYU BASKETBALL ON KSL NEWSRADIO 1160

The "Voice of the Cougars" is KSL Newsradio 1160's Greg Wrubell. He is in his ninth season as the play-by-play voice of BYU basketball. Wrubell, also the voice of BYU football, is joined by color analyst Mark Durrant, a four-year BYU basketball letterman who graduated in 1995 as a three-time Academic All-WAC forward, or Brian Santiago, who was the WAC assist and three-point percentage leader at Fresno State. Durrant has been part of the KSL broadcast team for eight years while Santiago is in his fourth year providing analysis for select games. Stations on the Cougar Sports Network include:

- Salt Lake City, Utah (Flagship) KSL 1160 AM
- St. George, Utah KDXU 890 AM
- Manti/Delta, Utah KMGR 95.7 FM
- Idaho Falls, Idaho KSSL 1260 AM
- Also, listen online at KSL.com

BYU COACHES ON KSL EACH WEEK ...

- Coch's Corner with Steve Cleveland
- The Steve Cleveland Show
- Cougar Hoops Weekly with Dave Rose



"Voice of the Cougars" Greg Wrubell

Wednesdays at 8:45 a.m.
Wednesdays 6-7 p.m.
Thursdays 6-7 p.m.



2004-05 BYU NUMERICAL ROSTER

NO.	NAME	POS.	HT.	WT	YR.	HOMETOWN (PREVIOUS SCHOOL)
1	Mike Hall	G/F	6-3	205	Sr.	TR-1L San Bernardino, CA / Dixie State College
2	Mike Rose	G	6-2	185	So.	1L Houston, TX / Spring Woods HS
3	Keena Young	F	6-6	205	So.	TR Beaumont, TX / South Plains College
4	Joshua Burgess	F	6-8	230	Jr.	TR-RS Irvine, CA / Irvine Valley College
5	Joshua Reisman	G	6-1	180	Jr.	TR Mount Vernon, Wash. / San Jose City College
10	Terry Nashif	G	5-10	165	Sr.	3L Vancouver, WA / Evergreen HS
12	Brock Reichner	G	6-4	205	Jr.	TR Provo, UT / Salt Lake Community College
13	Austin Ainge	G	6-2	180	So.	RS-1L Gilbert, AZ / Highland HS
20	Sam Burgess	G	6-3	190	So.	TR Alpine, UT / Snow College
23	Jimmy Balderson	G	6-6	200	So.	1L Magrath, Alberta / Magrath HS
34	David Burgess	C	6-10	265	Fr.	HS Irvine, CA / Woodbridge HS
41	Garner Meads	F	6-8	225	So.	RS-1L Salt Lake City, UT / Brighton HS
43	Derek Dawes	C	6-11	275	So.	1L-RS Salt Lake City, UT / Cottonwood HS
44	Trent Plaisted	F	6-11	220	Fr.	HS San Antonio, TX / Clark HS
52	Jared Jensen	F/C	6-9	250	Sr.	3L West Haven, UT / Fremont HS
54	Chris Miles	F	6-11	235	Fr.	HS Provo, UT / Timpview HS

Head Coach: Steve Cleveland , UC Irvine, 1976
 Associate Head Coach: Dave Rose, Houston, 1983
 Assistant Coaches: Andy Toolson, BYU, 1990; John Wardenburg, BYU, 1986
 Director of Basketball Operations: Walter Roese, BYU-Hawaii, 1994
 Team Trainer: Robert Ramos, BYU, 1995

PRONUNCIATION GUIDE

TERRY NASHIF
 NASH-if

TRENT PLAISTED
 PLAY-sted

BROCK REICHNER
 RICH-ner

KEENA YOUNG
 KEY-nah

WALTER ROESE
 row-EESE

ROBERT RAMOS
 RAY-mus

SEASON / CAREER HIGHS

#	PLAYER	POINTS	REBOUNDS	ASSISTS
1	HALL, Mike <i>Career:</i>	23 vs. California, at Weber State <i>same</i>	9 vs. Boise State <i>same</i>	5 vs. Chaminade, vs. Boise State <i>same</i>
2	ROSE, Michael <i>Career:</i>	26 vs. Santa Clara <i>same (also vs. Southern Utah (2003))</i>	6 vs. San Diego State <i>same</i>	5 vs. Santa Clara <i>6 vs. Southern Utah (2003)</i>
3	YOUNG, Keena <i>Career:</i>	14 (four times) last vs. New Mexico <i>same</i>	11 vs. Air Force <i>same</i>	4 at Weber State <i>same</i>
4	BURGESS, Joshua <i>Career:</i>	3 vs. MSU-Billings <i>same</i>	1 vs. Southern Utah <i>same</i>	1 vs. Southern Utah <i>same</i>
10	NASHIF, Terry <i>Career:</i>	10 vs. MSU-Billings <i>11 at San Diego State (2003)</i>	8 vs. California <i>same</i>	10 at USC <i>same</i>
12	REICHNER, Brock <i>Career:</i>	3 vs. Southern Utah <i>same</i>	2 vs. MSU-Billings <i>same</i>	1 vs. Southern Utah <i>same</i>
13	AINGE, Austin <i>Career:</i>	25 at Colorado State <i>same</i>	7 vs. Santa Clara <i>same</i>	8 vs. NC State, vs. MSU-Billings, vs. UNM <i>same</i>
20	BURGESS, Sam <i>Career:</i>	8 vs. Chaminade <i>same</i>	3 vs. Chaminade, vs. MSU-Billings <i>same</i>	4 vs. MSU-Billings <i>same</i>
23	BALDERSON, Jimmy <i>Career:</i>	22 at USC <i>same</i>	4 at Wyoming <i>7 vs. vs. Fort Lewis (2002)</i>	4 at USC <i>same</i>
41	MEADS, Garner <i>Career:</i>	10 at USC, at Weber State <i>19 vs. San Diego State (2004)</i>	11 vs. MSU-Billings <i>same</i>	2 vs. Boise State, vs. Washington State <i>same</i>
43	DAWES, Derek <i>Career:</i>	14 vs. New Mexico <i>same</i>	10 (three times) last vs. UNM <i>same</i>	2 vs. UNM <i>same (also vs. Wyoming (2/15/01))</i>
44	PLAISTED, Trent <i>Career:</i>	2 vs. North Carolina <i>same</i>	4 vs. Stanford <i>same</i>	1 vs. North Carolina <i>same</i>
52	JENSEN, Jared <i>Career:</i>	23 vs. Santa Clara <i>same</i>	10 at Colorado State <i>same (4 times - last at CSU 1-15-05)</i>	3 at Weber State <i>same (also at San Diego State)</i>
54	MILES, Chris <i>Career:</i>	12 vs Santa Clara <i>same</i>	7 at Colorado State <i>same</i>	3 vs. Southern Utah, vs. Santa Clara <i>same</i>



BYU MARGIN OF VICTORY/DEFEAT WINS

WINS	LOSSES
1 point	
2 points	1
3 points	3
4 points	
5 points	1
6 points	
7 points	1
8 points	
9 points	1
10 points	
11 points	1
12 points	1
13 points	2
14 points	1
15 points	1
16-19 points	1 (18)
20-24 points	1 (21)
25-29 points	1 (25)
30-plus points	1 (40)

CURRENT BYU WIN/LOSS STREAKS ...

At home	1-0
On the road	0-3
On a neutral floor	0-1
At home vs. Nonconference	3-0
At home vs. MWC	1-0
On the road vs. Nonconference	0-2
On the road vs. MWC	0-2
On a neutral floor vs. Nonconference	0-1
On a neutral floor vs. MWC	0-1
at regular season tournament	1-0
at MWC Tournament	0-1
at NCAA Tournament	0-5
at NIT Tournament	0-1

BYU'S 2004-05 RECORD WHEN ...

At home	5-5
On the road	1-5
On a neutral floor	1-3
On Television	2-11
On CBS	0-0
On ESPN	0-1
On ESPN2	0-1
On ESPN+Plus	0-1
On ABC	0-1
On SportsWest	1-3
On other local broadcast TV	1-4
On Monday	1-2
On Tuesday	2-3
On Wednesday	2-1
On Thursday	1-0
On Friday	1-0
On Saturday	0-7
Coming off a win	2-4
Coming off a loss	5-8
Had two or more days between last game	4-11
Had only one day between last game	2-1
Playing the next day after a game	1-1
BYU scores 100 or more points	1-0
BYU scores between 90-99 points	1-0
BYU scores between 80-89 points	1-1
BYU scores between 70-79 points	3-1
BYU scores between 60-69 points	1-4
BYU scores below 60 points	0-7
Opponent scores 90 or more points	0-0
Opponent scores between 80-89 points	0-4
Opponent scores between 70-79 points	4-3
Opponent scores between 60-69 points	1-2
Opponent scores between 50-59 points	3-2
Opponent scores below 50 points	0-1
BYU leads at half	6-2
Opponent leads at half	0-9
Score tied at half	1-2
BYU leads with 5 minutes left	7-1
Opponent leads with 5 min. left	0-11
Score tied with 5 minutes left	0-1
BYU leads with 1 minute left	7-1
Opponent leads with 1 min. left	0-12
Score tied with 1 minute left	0-0
Game goes into overtime	0-0
BYU shoots 50 % or better	4-0
Opponent shoots 50 % or better	0-2
BYU outshoots opponent	7-1
Opponent outshoots BYU	0-12
BYU outrebounds opponent	5-5
Opponent outrebounds BYU	2-8
BYU and opponent tie in rebounds	0-0
vs. top-25 ranked opponent	0-2
vs. 2004 conference champions	0-4
vs. 2004 postseason teams	1-7

BYU's LAST OUTING - DAWES LEADS BYU TO FIRST MWC VICTORY

PROVO, Utah (Jan. 24, 2005) – A career night for sophomore center Derek Dawes sparked BYU to a 68-53 win over New Mexico Monday at the Marriott Center, the Cougars' first Mountain West Conference victory of the season. The win improved BYU's record to 7-13 overall and 1-4 in the MWC while the Lobos dropped to 14-5 and 1-3. Dawes set career-highs in points and blocks with 14 and five while he tied a career-high with 10 rebounds. It was also his first career double-double. Sophomore forward Keena Young tied his career-high with 14 points and added seven rebounds. Sophomore guard Mike Rose led all scorers with 21 points while senior guard Mike Hall added 16. Sophomore guard Austin Ainge also tied his career-high with eight assists. BYU Coach Steve Cleveland said he is playing the younger players in preparation for the future. "We're preparing next year's team in the process," Cleveland said. "We've got some guys who haven't played a lot. Dawes is our future, but he just needs playing time." Alfred Neale was the high scorer for New Mexico with 12 points, the only Lobo in double figures. Mark Walters was second on the team with nine points. Neale was also the top Lobo on the glass, collecting six boards. For the game, BYU shot 44.8 percent (26-58) and limited the Lobos to 32.7 percent (18-55) shooting. The Cougars scored 17 points on 11 New Mexico turnovers and won the battle of the boards, 40-34. The Lobos took their only lead of the night when Troy DeVries hit a three pointer for the game's opening basket. After Dawes hit the Cougars' first basket, Young scored to give BYU the lead for good. Dawes was strong throughout the first period, scoring eight points, grabbing six rebounds and blocking two shots. He hit two free throws to give BYU its biggest lead of the half at 24-16. The Lobos cut into the Cougar lead as Neale ran off five consecutive points to cut the lead to 24-22. But BYU would not allow the Lobos to get any closer as the Cougars ended the half on a 9-3 run to go into the locker room up 33-25. Rose capped the run with a three-pointer in the waning seconds of the first frame. Young was the high man of the half, finishing with 11 points and four rebounds. Rose and Hall each contributed seven while Ainge dished out four assists. As New Mexico came out cold to start the second period, missing its first five shots, BYU kept pushing. Dawes kept the Cougar run alive with a dunk on the opening possession, and Ainge connected with Hall on a fast break layup moments later to extend the advantage to 12 at 37-25. Another layup by Dawes pushed the BYU lead to 14. With a 16-point cushion at 42-26, the Cougars opened the door for the Lobos to make a run. New Mexico took advantage, scoring 12 straight points to get back into the game at 42-38. However, Rose kept New Mexico at bay, connecting from beyond the arc to spark a 13-4 BYU run and adding back-to-back treys to put the Cougars up 55-42. The lead was enough for BYU to coast to the 68-53 win. Cleveland said he is pleased with the effort his team has given recently and knows his players will continue to improve. "The effort has been there the last two games but the execution needs to improve," Cleveland said. "This group of guys is a special group of people. They found a way to win and they'll do it again."

BYU STARTING LINEUPS

Opponent	(1)	(2)	(3)	(4)	(5)
v. North Carolina	Nashif	Rose	Hall	Meads	Jensen
v. Stanford	Nashif	Rose	Hall	Meads	Jensen
v. Chaminade	Nashif	Rose	Hall	Young	Jensen
California	Nashif	S. Burgess	Hall	Young	Jensen
at Utah State	Nashif	Hall	Young	Meads	Jensen
at USC	Ainge	Hall	Young	Meads	Jensen
Boise State	Nashif	Hall	Balderson	Meads	Jensen
v. Washington St	Nashif	Hall	Balderson	Meads	Jensen
Utah State	Ainge	Hall	Balderson	Meads	Dawes
NC State	Ainge	Hall	Young	Miles	Jensen
at Weber State	Ainge	Hall	Young	Jensen	Dawes
Southern Utah	Ainge	Rose	Hall	Young	Jensen
Santa Clara	Ainge	Hall	Young	Jensen	Dawes
at Saint Mary's	Ainge	Hall	Young	Jensen	Dawes
San Diego State	Ainge	Rose	Hall	Miles	Jensen
MSU-Billings	Ainge	Rose	Hall	Meads	Jensen
at Colorado State	Ainge	Rose	Hall	Miles	Jensen
at Wyoming	Ainge	Hall	Balderson	Miles	Jensen
Air Force	Ainge	Hall	Balderson	Meads	Jensen
New Mexico	Ainge	Hall	Balderson	Young	Dawes

STARTING LINEUP RECORDS (15 different lineups)

RECORD	(1)	(2)	(3)	(4)	(5)
0-2	Nashif	Rose	Hall	Meads	Jensen
1-0	Nashif	Rose	Hall	Young	Jensen
0-1	Nashif	S. Burgess	Hall	Young	Jensen
0-1	Nashif	Hall	Young	Meads	Jensen
0-1	Ainge	Hall	Young	Meads	Jensen
1-1	Nashif	Hall	Balderson	Meads	Jensen
0-1	Ainge	Hall	Balderson	Meads	Dawes
0-1	Ainge	Hall	Young	Miles	Jensen
1-0	Ainge	Rose	Hall	Young	Jensen
0-2	Ainge	Rose	Hall	Miles	Jensen
1-0	Ainge	Rose	Hall	Meads	Jensen
0-1	Ainge	Hall	Balderson	Miles	Jensen
0-1	Ainge	Hall	Balderson	Meads	Jensen
1-0	Ainge	Hall	Balderson	Young	Dawes

2004-05 RECORD WHEN ...

Mike Hall starts	7-13 (20 starts)
Jared Jensen starts	6-12 (18 starts)
Austin Ainge starts	5-8 (13 starts)
Keena Young starts	5-5 (10 starts)
Garner Meads starts	2-7 (9 starts)
Terry Nashif starts	2-5 (7 starts)
Mike Rose starts	3-4 (7 starts)
Jimmy Balderson starts	2-4 (6 starts)
Derek Dawes starts	3-2 (5 starts)
Chris Miles starts	0-4 (4 starts)
Sam Burgess starts	0-1 (1 start)





2004-05 MWC STANDINGS

Team	MWC	Overall
Utah	5 0	17 3
Air Force	3 1	12 7
San Diego State	3 1	9 8
UNLV	2 2	9 7
Wyoming	2 3	10 8
New Mexico	1 3	14 5
Colorado State	1 4	9 9
BYU	1 4	7 13

UPCOMING SCHEDULE:

January 29 (Saturday)

*SAN DIEGO STATE at AIR FORCE, 4 p.m. Ch.4-SD

*COLORADO STATE at WYOMING, 1 p.m. ESPN+Plus

*UNLV at NEW MEXICO, 7 p.m. SW

INJURY ISSUES

BYU has had several different injury issues this year. Sophomore forward Garner Meads has missed five games overall this year due to injury (three games foot, two games ankle). Tests proved negative for a stress fracture in his foot and he was able to return to action vs. San Diego State but he continues to play with pain. Meads had already missed two games (ankle) earlier this season. Sophomore center Derek Dawes played for a month with a broken thumb and missed most of the three games prior to Wyoming due to a shoulder injury. Freshman center David Burgess had ankle surgery in January and will be out for the season, and freshman forward Trent Plaisted is out indefinitely (knee). Both made limited appearances early in the seasons. Junior transfer Josh Reisman, a 6-1 guard who played in only one game for five minutes, had a second surgery to repair the broken nose he suffered during the summer and won't return. Senior F/C Jared Jensen did not start and played limited minutes vs. Utah State due to food poisoning and junior forward Joshua Burgess has been slowed by back problems. Freshman F/C Chris Miles is the only Cougar post player not to have his play limited during the regular season due to illness or injury.

SCORING SPREE

BYU's 59-point second half against Santa Clara is its most points in a half under head coach Steve Cleveland. BYU also achieved its largest first-half production in the Cleveland era with 57 points in the first 20 minutes vs. Montana State-Billings. Prior to this season, the previous high for a half under Cleveland was 56 first-half points against Rice in 2002. BYU's 110 total points against MSUB is its highest point total since 1995.

STREET & SMITH'S NAMES BYU THE No.36 BASKETBALL PROGRAM ALL-TIME

The BYU men's basketball program has been named one of the nation's all-time greatest basketball programs. Street & Smith's has produced a publication (released Jan. 25) recognizing the "100 Greatest College Basketball Programs of All Time," ranking BYU No. 36 on its list. Kentucky is named the No. 1 basketball program, with UCLA, North Carolina, Kansas and Duke completing the top five. Indiana, Louisville, Arkansas, UConn and Cincinnati round out the top 10. Street & Smith's graded each program's basketball history on the basis of NCAA Tournament success, NIT success, national championships, conference regular-season and tournament titles, all-time win-loss percentage, graduation rate, NCAA infractions, NBA first-round draft picks and mascot ferocity. Five Mountain West Conference teams made the list with Utah ranked 11th, UNLV 28th, BYU 36th, Wyoming 42nd and New Mexico 98th. Other in-state schools recognized include Weber State at No. 51 and Utah State at No. 82. Since BYU's first season in 1903, Cougar fans have cheered BYU to 82 winning seasons, 26 conference titles, 21 NCAA invites and 2 NIT titles, while Cougar players have earned 40 All-America and 96 all-conference citations, 43 NBA Draft selections and one National Player of the Year award. BYU entered the season No. 19 all-time in total victories and No. 36 in winning percentage.

DAWES COMING OFF CAREER NIGHT

Making his fifth start of the year, sophomore center Derek Dawes set career bests of 14 points, 6-of-7 (.857) shooting, and 4 blocks while tying career marks of 10 rebounds, 2 assists and 1 steal in BYU's win over New Mexico. Dawes made his steal after his only miss of the game to regain a Cougar possession. The 14-point, 10-rebound double-double was the first of his career.

YOUNG MAKING A NAME FOR HIMSELF

Keena Young has tied a career-high 14 points in each of the last two games. He also scored 14 points against Chaminade and Weber State this year. He recorded a double-double with 14 points and 11 rebounds vs. Air Force. Over the last three games, he has not missed more than two shots in a game while making a combined 18-of-24 (.750) from the floor. He has reached double-digit scoring in each of the last three games, averaging 12.7 points and 7.7 rebounds over that span. The transfer has made 10 starts thus far in his first season at Brigham Young. The 6-foot-6 Texan has several different name connections to BYU. Aside from his last name of Young, Keena's father is named Cleveland, also the name of BYU head basketball coach Steve Cleveland, and Keena's mother is named Lavella, which is similar to BYU's legendary football coach LaVell Edwards.

AINGE PROVING POINT

Point guard Austin Ainge is one of BYU's young players taking advantage of his opportunity for playing time this season. He has earned the starting position, making the last 12 straight starts. He scored a career-high 25 points at CSU. He had a career-high 7 rebounds vs. Santa Clara and a career-most 8 assists vs. NC State, MSU-Billings and New Mexico. Overall, he is tied for third on the team in scoring at 9.1 ppg and leads the team in assists at 4.1 apg and steals (1.4 spg).

JENSEN SHOOTS HIGH PERCENTAGE

With sophomore Derek Dawes playing well against New Mexico, senior center Jared Jensen did not play for the first time in his career due to a coach's decision. Jensen's absence, however, is not expected to be long-lasting as the senior has made 39 of his last 60 field goal attempts (.650) and has made 26 of his last 27 free throws. On the season Jensen leads the team in both categories, shooting .574 (8th in MWC) and .875 from the line (No. 1 in MWC and 29th nationally).

JENSEN MORE AGGRESSIVE ON THE BOARDS

Jared Jensen's 10 rebounds at CSU tied his career high. In the first 12 games, Jensen averaged 3.2 rebounds but over the last seven games he has played he is averaging 6.1 rebounds.

LINEUPS

BYU has used 15 different lineups. The post combination of Derek Dawes and Keena Young used against New Mexico was the sixth different 4-5 combination used this season.

FREE THROW RECORDS SET THIS SEASON

The Cougars set a school record by making 33 consecutive free throws until finally misfiring against San Diego State. BYU set a single-game record to start the streak by making 24 straight free throws against Santa Clara on Dec. 31. The 33 straight free throws spanned three games. No. 1 in the MWC, BYU is ranked No. 19 nationally in among NCAA statistical leaders.

SHOOTING PERCENTAGE/WINNING PERCENTAGE

BYU is 7-1 when outshooting its opponent and 0-12 when the opponent has the better percentage. After shooting below 40 percent in six of its first 10 games while posting a 2-8 record, BYU has topped 40 percent shooting in seven of the last 10 games, making over 50 percent in four games, while going 5-5. BYU has shot at least 49 percent from the floor in six of its seven wins, with its last victory over New Mexico (BYU made 44.8 percent) the exception. BYU has not lost when making 49 percent of its shots. The Cougars made a season-high 60 percent from the floor at Weber State.

COUGAR ROSTER BREAKDOWN

STARTERS RETURNING (3)

Mike Hall	G/F Sr.	12.8 PPG, 3.5 RPG, 1.4 SPG
		<i>(30 starts in 2003-04, 30 career starts)</i>
Jared Jensen	F/C Sr.	3.8 PPG, 2.1 RPG, .536 FG%
		<i>(8 starts in 2003-04, 58 career starts)</i>
Garner Meads	F So.	4.2 PPG, 2.9 RPG, .547 FG%
		<i>(18 starts in 2003-04, 18 career starts)</i>

STARTERS LOST (4)

Rafael Araujo	C	6-11	18.4 PPG, 10.1 RPG, 1.4 SPG
			<i>(30 starts in 2003-04, 62 career starts)</i>
Mark Bigelow	F/G	6-7	13.4 PPG, 3.8 RPG, 2.8 APG
			<i>(30 starts in 2003-04, 119 career starts)</i>
Luiz Lemes	G	6-3	8.7 PPG, 3.0 RPG, 4.5 APG
			<i>(30 starts in 2003-04, 30 career starts)</i>
Kevin Woodberry	G	6-0	5.0 PPG, 1.9 RPG, 2.1 APG
			<i>(5 starts in 2003-04, 31 career starts)</i>

LETTERWINNERS RETURNING (8)

Mike Hall	G/F Sr.	12.8 PPG, 3.5 RPG, 1.4 SPG
Jared Jensen	F/C Sr.	3.8 PPG, 2.1 RPG, .536 FG%
Terry Nashif	G Sr.	1.0 PPG, 1.0 RPG, 1.1 APG
Austin Ainge	G So.	1.3 PPG, 0.4 RPG, 0.8 APG
Garner Meads	F So.	4.2 PPG, 2.9 RPG, .547 FG%
Mike Rose	G So.	3.9 PPG, 0.7 RPG, .459 3FG%
*Jimmy Balderson	G So.	4.0 PPG, 1.5 RPG
*Derek Dawes	C So.	1.1 ppg, 2.0 rpg

** returning from mission; stats from 2001-02 season*

*** redshirt last year after returning from mission, stats from 2000-01 season*

LETTERWINNERS LOST (7)

Rafael Araujo	C Sr.	18.4 PPG, 10.1 RPG, 1.4 SPG
Mark Bigelow	F/G Sr.	13.4 PPG, 3.8 RPG, 2.8 APG
Luiz Lemes	G Sr.	8.7 PPG, 3.0 RPG, 4.5 APG
Kevin Woodberry	G Sr.	5.0 PPG, 1.9 RPG, 2.1 APG
Jake Shoff	F/C Sr.	2.9 PPG, 2.7 RPG, .612 FG%
Ricky Bower	G Sr.	Missed Sr. season due to injury
+Marc Roberts	G	6-3 (1.7 ppg, 1.1 rpg)

+ Left team after sixth game in 2003-04

RETURNING 2003-04 REDSHIRTS (2)

Joshua Burgess	F	6-8 Jr.	TR
Derek Dawes	C	6-11 So.	1L

NEWCOMERS (7)

David Burgess	C	6-10 Fr.
		<i>(signed out of Woodbridge HS in Irvine, Calif.)</i>
Sam Burgess	G	6-3 So.
		<i>(Transfer back from LDS Mission (Snow College))</i>
Chris Miles	F	6-10 Fr.
		<i>(Signed out of Timpviev HS in Provo, Utah)</i>
Trent Plaisted	F	6-10 Fr.
		<i>(Signed out of Clark HS in San Antonio)</i>
Brock Reichner	G	6-4 Jr.
		<i>(Walkon transferring from Salt Lake CC)</i>
Joshua Reisman	G	6-1 Jr.
		<i>(Transfer signed out of San Jose City College (Calif.))</i>
Keena Young	G/F	6-6 So.
		<i>(Transfer signed out of South Plains College (Texas))</i>

RETURNING FROM LDS CHURCH MISSIONS (2)

Sam Burgess	G	6-3	190	So.	TR
					<i>(Returned in May from Spokane, Wash.)</i>
Jimmy Balderson	G	6-6	200	So.	1L
					<i>(Returned in August from Micronesia, Guam)</i>

COUGAR PROGRAM ACHIEVED ANOTHER 20-WIN SEASON LAST YEAR

Last year's 21-9 NCAA team was Steve Cleveland's fourth 20-win team in the past five years. In his seven seasons in Provo, Cleveland has rebuilt the 1-25 program he inherited into a regular conference contender and NCAA participant. Only three BYU coaches have had more 20-win seasons.

- Stan Watts had 6 seasons of 20 wins in 23 years of coaching
- Roger Reid had 6 seasons of 20 wins in 8 years of coaching
- G.Ott Romney had 5 seasons of 20 wins in 9 years of coaching

FIVE STRAIGHT POSTSEASON INVITES

BYU earned its fifth straight postseason invitation in 2003-04, including its third NCAA Tournament berth in the last four years. The Cougars earned their second consecutive NCAA at-large invitation after finishing the year with the MWC's best RPI rating and strength of schedule ranking. The Cougars also had the league's top win with its victory over Big 12 Champion and NCAA Final Four participant Oklahoma State.

LOOKING AT THE LAST FIVE YEARS

Year	Overall Record	Pre-League	MWC Games	Home Games	MWC Tourney	Postseason
2003-04	21-9 (.700)	10-3 (.769)	10-4 (.714)	13-0 (1.000)	1-1 (.500)	NCAA 0-1
2002-03	23-9 (.719)	11-4 (.733)	11-3 (.786)	13-1 (.929)	1-1 (.500)	NCAA 0-1
2001-02	18-12 (.600)	10-3 (.769)	7-7 (.500)	16-0 (1.000)	0-1 (.000)	NIT 1-1
2000-01	24-9 (.727)	11-4 (.733)	10-4 (.714)	15-0 (1.000)	3-0 (1.000)	NCAA 0-1
<u>1999-00</u>	<u>22-11 (.667)</u>	<u>11-2 (.846)</u>	<u>7-7 (.500)</u>	<u>14-2 (.875)</u>	<u>2-1 (.667)</u>	<u>NIT 2-1</u>
TOTALS	108-50 (.684)	53-16 (.768)	45-25 (.643)	71-3 (.959)	7-4 (.636)	3-5 (.375)

CONFERENCE TITLES

BYU has won two regular season MWC titles (2001 and 2003) and one MWC Tournament crown (2001) during the five years of the Mountain West Conference. BYU finished second in the regular season last year and was the 2000 MWC Tournament runner-up.

MWC SUCCESS

With BYU's 10-4 conference record last year, Steve Cleveland now has the most MWC wins of any coach. He passed Wyoming's Steve McClain last season and now has 46 MWC wins compared to McClain's 43.

BYU SUCCESS EVIDENT BY MWC AWARDS

BYU players have earned 15 All-MWC honors in the five years of the league, including last year when Rafael Araujo (1st team), Mark Bigelow (2nd team) and Mike Hall (3rd team) were recognized. Two players, Mekeli Wesley in 2001 and Rafael Araujo last year, have earned MWC Player of the Year accolades, while two others, Travis Hansen in 2003 and Mike Hall last year, have been named Defensive Player of the Year. Cougar coach Steve Cleveland was named MWC Coach of the Year in 2003.

NONCONFERENCE SUCCESS

BYU has had the best success of any MWC team against nonconference competition in the first five years of the league. Cleveland coached BYU to a 56-21 (.727) record against nonconference teams in that five years span, including the league's only unbeaten home nonconference record at 39-0 over those five years. Overall, the Cougars defeated 40 straight non-conference opponents in the Marriott Center since starting the streak with a 61-59 win over Utah State as a member of the WAC on Jan. 2, 1999. Cal just ended the streak with its 67-64 win on Nov. 27. BYU also achieved top nonconference wins with victories over nationally ranked opponents Oklahoma State (2003-04) and Stanford (2001-02).

PLAYERS IN THE PROS

In the past five years the BYU program has helped several players go on to professional basketball opportunities. Rafael Araujo was the No. 8 overall pick in this year's NBA draft, selected by the Toronto Raptors. Travis Hansen was the second-round pick of the Atlanta Hawks in 2003. After playing one year with the Hawks he signed a lucrative one-year contract to play in Spain. Others to play professionally over the past five years include Mekeli Wesley (Belgium), Terrell Lyday (France), Trent Whiting (Italy), Eric Nielsen (Spain) and Silester Rivers (Chile). In addition to Araujo, Mark Bigelow (Germany) and Luiz Lemes (Brazil) joined the professional ranks overseas from last year's team.

BYU TOPS MWC IN ATTENDANCE

BYU led the Mountain West Conference in attendance and was ranked 11th nationally in home attendance after averaging 15,300 in 13 home games in 2003-04. The prior season in 2002-03, BYU averaged the 17th largest crowd in the nation overall at 14,468 and had the nation's largest percentage increase over the prior season (during the 2002 Olympic Games hosted in Salt Lake City). Last year BYU had a season-high 22,718 attendance vs. Utah, the largest crowd since 1992 and the 21st largest crowd ever in the Marriott Center.

YEAR	OVERALL ATTENDANCE	PRE-LEAGUE	MWC GAMES
2003-04	15,300	13,340	16,981
2002-03	14,468	13,355	15,581
2001-02	8,630	6,810	11,043
*1997-98	8,430	6,647	9,767

*Cleveland's first year



BYU NCAA RESULTS

1950	Western Regional Semis (Kansas City) Baylor 56, BYU 55 Western Consolation (Kansas City) BYU 83, UCLA 62
1951	West First Round (Kansas City) BYU 68, San Jose State 61 West Regional Semifinals (Kansas City) Kansas State 64, BYU 54 West Regional Consolation (Kansas City) Washington 80, BYU 67
1957	West Regional Semifinals (Corvallis, Ore) California 86, BYU 59 West Regional Consolation (Corvallis, Ore) BYU 65, Idaho State 54
1965	West Regional Semifinals (Provo) UCLA 100, BYU 76 West Regional Consolation (Provo) Oklahoma City 112, BYU 102
1969	West First Round (Las Cruces, NM) New Mexico State 74, BYU 62
1971	West First Round (Logan, UT) BYU 91, Utah State 82 West Reg. Semifinals (Salt Lake) UCLA 91, BYU 73 West Reg. Consolation (Salt Lake) Pacific 84, BYU 81
1972	West First Round (Pocatello, Idaho) Long Beach State 95, BYU 90
1979	West Second Round (Tucson, Ariz.) (4) San Francisco 86 (5) BYU 63
1980	West First Round (Ogden, Utah) (6) Clemson 71 (3) BYU 66
1981	East Regional (Providence, R.I.) (6) BYU 60, (11) Princeton 51 (6) BYU 78, (3) UCLA 55 East Regional Semifinals (Atlanta) (6) BYU 51, (2) Notre Dame 50 West Regional Finals (Atlanta) (1) Virginia 74, (6) BYU 60
1984	Midwest Regional (Birmingham, Ala.) (8) BYU 84, (9) UAB 68 (1) Kentucky 93, (8) BYU 68
1987	SE First Round (Birmingham, Ala.) (7) New Orleans 83, (10) BYU 79
1988	Midwest Regional (Birmingham, Ala.) (4) BYU 98, (13) NC-Charlotte 92 (OT) (5) Louisville 97, (4) BYU 76
1990	East First Round (Hartford, Conn.) (5) Clemson 49, (12) BYU 47
1991	West First Round (Salt Lake) (10) BYU 61, (7) Virginia 48 West Second Round (Salt Lake) (2) Arizona 76, (10) BYU 61
1992	West First Round (Boise, Idaho) (7) LSU 94, (10) BYU 83
1993	Midwest First Round (Chicago) (7) BYU 80, (10) SMU 71 Midwest Second Round (Chicago) (2) Kansas 90, (7) BYU 76
1995	Midwest First Round (Memphis, Tenn.) (9) Tulane 76, (8) BYU 70
2001	West First Round (San Diego, Calif.) (5) Cincinnati 84, (12) BYU 59
2003	South First Round (Spokane, Wash.) (5) Connecticut 58, (12) BYU 53
2004	Phoenix Region First Round (Denver, Colo.) (5) Syracuse 80, (12) BYU 75

WINNING BASKETBALL TRADITION

With its all-time record of 1479-952, BYU is No. 19 all-time in Division I victories. The Cougars rank 36th all-time in winning percentage among all Division I basketball programs. The Cougars have had 82 winning seasons in their 102 years of basketball and have made 30 postseason appearances, including 21 NCAA bids, and won 26 conference championships.

WINNING WAYS

- With its win at UNLV last year to conclude the regular season, BYU achieved its 28th 20-win season. The Cougars have averaged 20 wins every 2.7 years (BYU has played 76 seasons in which it has played at least 20 games in a season).

- Last year was BYU coach Steve Cleveland's fourth 20-win season in his seven years in Provo since rebuilding the program from its 1-25 season in 1996-97. Cleveland has the second-highest percentage of 20 win seasons (57%) in BYU history behind Roger Reid (75%). Only three BYU coaches have had more than four seasons of 20 wins:

Stan Watts had 6 seasons of 20 wins in 23 years of coaching
Roger Reid had 6 seasons of 20 wins in 8 years of coaching
G.Ott Romney had 5 seasons of 20 wins in 9 years of coaching

CLEVELAND NO. 2 ON MARRIOTT CENTER VICTORY LIST; APPROACHING NO. 4 IN ALL-TIME WINS

Cougar head coach Steve Cleveland has guided BYU to the second-most Marriott Center wins. He needs four more Marriott Center wins to have the most ever by a BYU coach. With his 89-23 record in the Cougars' home arena, he is currently second, having passed Frank Arnold's 81 victories last year. Roger Reid has the most Marriott Center wins with 92. Ladell Andersen is fourth with 71. With a 136-100 overall record in his eighth season in Provo, Cleveland is fifth on BYU's career coaching victories list and is 17 wins from moving into second. He needs two wins to move into fourth. Legendary Cougar coach Stan Watts has the most wins in school history with 372 triumphs from 1949-72. Ott Romney (1927-35) and Roger Reid (1989-96) both achieved 152 victories and Frank Arnold (1975-83) is currently fourth with 137 wins.

BYU AMONG 14 TEAMS TO HAVE PLAYER DRAFTED EACH OF THE LAST TWO SEASONS

BYU is one of 14 teams to have at least one player drafted in each of the last two NBA drafts. Former BYU center Rafael Araujo was the No. 8 overall pick in the 2004 draft, being selected by the Toronto Raptors. Former BYU guard Travis Hansen was the No. 37 pick overall, taken in the second round by the Atlanta Hawks in the 2003 draft. Following is the list of teams that have had a player drafted the past two seasons (number of players drafted in parenthesis): Arizona (2), BYU (2), Connecticut (3), Duke (3), Georgia (2), Gonzaga (2), Memphis (2), Minnesota (2), Missouri (2), Oregon (2), Stanford (3), Texas (2), UCLA (2), Xavier (3).

NCAA TOURNAMENT TRADITION

BYU gained an at-large bid to the NCAA Tournament after making a solid case for entry into the annual championship field. The Cougars achieved 21 wins even though they played more games (16) away (8-8 record) from home than they did in the Marriott Center where BYU was a perfect 13-0. The Cougars finished the season strong, winning nine straight games until being upset 54-51 by Utah in the MWC Tournament semifinals. BYU had an RPI of 31 and strength of schedule rated No. 35 when selected. BYU had quality wins, including a neutral court victory over nationally ranked and Final Four qualifier Oklahoma State, the Big 12 champs.

- BYU made its 21st NCAA Tournament appearance. The Cougars have an 11-24 record in the NCAA Tournament.

- BYU coach Steve Cleveland has guided the Cougars to the NCAA Tournament three out of the last four seasons, including back-to-back appearances the last two years. In his seventh year at BYU, Cleveland has guided the Cougars to postseason play in each of the past five seasons. He has returned the Cougar program to an annual tournament participant since taking over a program that was 1-25 the season before his arrival.

ALL-AMERICA TRADITION

BYU players have received 40 All-America citations. Last year Rafael Araujo was named to the Basketball Times All-America Second Team and was an Associated Press honorable mention pick last season. Regarded as the nation's No. 2 center by Basketball Times, Araujo earned second-team honors while Connecticut center Omeke Okafor received first-team accolades and Duke center Shelden Williams was selected to the third team. Araujo led the Cougars in scoring last season at 18.4 points per game and pulled down a team-leading 10.1 boards per game, which ranks 11th nationally. He had the fourth highest combined points and rebounds averages in the nation last year. The MWC Co-Player of the Year, Araujo also topped BYU in steals (1.4 spg) and blocks (0.8 bpg) and led all MWC players in steals in league action. The 6-foot-11 280-pound native of Sao Paulo, Brazil, recorded 16 double-doubles games, the fifth best single-season total all-time at BYU, while leading the Cougars to a 21-9 record and their second straight at-large NCAA Tournament berth. Araujo was joined on the second team by Wisconsin point guard Devin Harris, North Carolina wing Rashad McCants, Providence forward Ryan Gomes, and Mississippi State forward Lawrence Roberts. Araujo is the 19th Cougar basketball player to earn All-America honors and the first since 2001 when Mekeli Wesley earned Associated Press honorable mention honors. Araujo was also named an honorable mention AP selection, as Okafor was the only center selected to the three AP teams. Araujo is the first Cougar since Mike Smith in 1988 to receive second-team honors. He recorded career highs of 32 points and 17 rebounds in BYU's win over eventual No. 3 Oklahoma State and finished his season with 24 points and 12 rebounds against defending national champion Syracuse in the first round of the NCAA Tournament.





Steve Cleveland is in his eighth year at the helm of the Cougars in 2004-05. During his tenure at BYU, Cleveland has proven to be a first-rate recruiter, an excellent coach and player developer, and above all, a winner.

Cleveland has guided BYU to five straight postseason appearances and four 20-win seasons in the last five years. Only three other BYU coaches have ever achieved more 20-win seasons. He was recognized as the Mountain West Conference's top strategist in the 2004 Street & Smith College Basketball Preview. He was honored as the MWC Coach of the Year in 2002-03,

as voted by the league's coaches and media members, after guiding BYU to a share of the MWC regular season title and a 23-9 record.

In 2003-04, Cleveland coached the Cougars to a 76-71 win over then No. 25 and 2004 Final Four team Oklahoma State in the Delta Center. The Cougars finished second in the Mountain West Conference and advanced to the NCAA Tournament before losing 80-75 to defending national champion Syracuse. In 2002-03, Cleveland's team finished 23-9 and tied for the MWC title before earning an NCAA invite. In 2001-02, Cleveland coached BYU to a win over No. 13 Stanford and advanced to the second round of the NIT despite having lost four starters and six of his top seven players from the prior season. In 2000-01, Cleveland guided BYU to its first NCAA tournament bid since 1995, its first conference regular season title since 1993 and its first conference tournament championship since 1992. While rebuilding a program that finished 1-25 before his arrival, he has posted records of 9-21, 12-16, 22-11, 24-9, 18-12, 23-9 and 21-9. The 1999-2000, 2000-2001 and 2002-03 seasons all rank among the school's best years ever in terms of wins. In fact, since BYU's first season in 1903, only five BYU teams have ever recorded more wins than the 24-9 team in 2000-01.

Cleveland has brought the magic of the Marriott Center back in Provo. BYU averaged 15,300 fans in 2003-04, including the largest crowd (22,718) since 1992, to rank 11th nationally. BYU had the nation's largest percentage increase in attendance in 2003. The Cougars owned the nation's longest homecourt victory streak for much of the 2002 and 2003 seasons until it finally ended at 44 games. BYU has won 62 of its last 63 games at home, including unbeaten seasons in 2001, 2002 and 2004.

Cleveland's teams have traditionally been prepared to play their best at the end of the season. BYU ended the 2003-04 season on a nine-game winning streak through February and March until losing in the MWC semifinal game, earning its third NCAA bid in the last four years. BYU has been to the post-season five straight years. In 2001-02 BYU won in the first round of the NIT before losing at eventual NIT champion Memphis. In 2000-01, BYU won five straight games on the road to secure a share of the MWC regular season title and earn the automatic NCAA bid by claiming the MWC Tournament in Las Vegas. The Cougars won six of their last eight games the prior season, including two MWC tournament wins and two NIT victories. In Cleveland's first year, BYU completed a rare sweep of No. 15 New Mexico and UTEP on the road to earn a WAC tournament berth. The road sweep of New Mexico and UTEP was the first for BYU since 1990-91 and the 83-62 upset of nationally ranked New Mexico in the Pit ended the Lobos' 41-game home winning streak. In Cleveland's second season the Cougars had a blowout win over UTEP before a 90-74 conference tournament upset victory over TCU to achieve BYU's first conference tournament win since 1994.

Cleveland's teams have advanced to the finals of the MWC tournament in two of the five seasons the event has been played, winning the title in 2001.

As a recruiter, Cleveland has made a similar impact on BYU's program. Cleveland's recruits have proven they are not only committed to Cleveland's vision but also are the kind of players to help make that vision a reality in Provo. Cleveland and his staff have been able to attract top talent and develop them into better players.

Cleveland's recruits have been honored with a string of conference newcomer or major awards in their first seasons at BYU. Eight players have been honored in Cleveland's seven years as the Cougar coach, including five who have been singled out as either the conference newcomer or freshman of the year. The last two years Rafael Araujo was named the Newcomer of the Year by the conference media members in a poll conducted by the Las Vegas Review-Journal (the MWC no longer has such an award) and Mike Hall was named MWC Defensive Player of the Year. Listed below is the list of award winners in their first season at BYU.

- Mike Hall (2003-2004 Defensive Player of the Year; All-MWC Third Team)
- Rafael Araujo (2002-2003 Newcomer of the Year by MWC media poll)
- Jared Jensen (2001-2002 MWC Co-Freshman of the Year)
- Trent Whiting (2000-2001 MWC Newcomer Team, 2nd Team All-MWC)
- Terrell Lyday (1999-2000 MWC Newcomer of the Year; All-Tournament Team)
- Mark Bigelow (1998-99 WAC Freshman of the Year; Newcomer Team, 2nd Team All-WAC)
- Mekeli Wesley (1997-98 WAC Newcomer Team)
- Ron Selleaze (1997-98 WAC Newcomer of the Year; Newcomer Team, 2nd Team All-WAC)

In October 2001, Cleveland signed a multi-year contract extension with BYU. Before taking the helm with the Cougars on March 11, 1997, Cleveland compiled a 157-77 record at Fresno City College in Fresno, Calif. Cleveland was named coach of the year two times while at FCC and led the Rams to post-season playoffs in each of his seven seasons in Fresno. Cleveland coached 10 years at Fresno's Clovis West High School, compiling a 180-70 record.

PLAYING CAREER

Cleveland played college basketball at UC Irvine and was the Anteaters' MVP and leading scorer his senior season in 1975-76. Prior to attending UC Irvine, Cleveland was Fresno City College's Most Outstanding Player in 1973-74. Cleveland received a B.A. degree in social science from UC Irvine in 1976, and received a Master's in education administration from Fresno Pacific in 1979.

PERSONAL

Cleveland, 52, was born in the Los Angeles area and spent most of his life in Fresno, Calif. He served a full-time mission for the Church of Jesus Christ of Latter-day Saints to England from 1971-73. Cleveland was the first head basketball or football coach at BYU to have served a church mission. Cleveland and his wife Kip have three children: sons Casey and Skyler and daughter Katie.

CLEVELAND'S BYU LEDGER

BRIGHAM YOUNG UNIVERSITY							
Year	W	L	Pct.	Conference	Conf. Tourney	NCAA/NIT	
2004-2005	7	13	.350	1-4			
2003-2004	21	9	.700	10-4 (2nd MWC)	1-1	0-1 NCAA	
2002-2003	23	9	.719	11-3 (T-1st MWC)	1-1	0-1 NCAA	
2001-2002	18	12	.600	7-7 (T-4th MWC)	0-1	1-1 NIT	
2000-2001	24	9	.727	10-4 (T-1st MWC)	3-0	0-1 NCAA	
1999-2000	22	11	.667	7-7 (sixth MWC)	2-1	2-1 NIT	
1998-1999	12	16	.429	6-8 (fifth WAC)	1-1		
1997-1998	9	21	.300	4-10 (sixth WAC)	0-1		
Totals	136	100	.576	56-47 (.544)	8-6 (.571)	3-5 (.375)	





MIKE HALL
6-3 • 205 • senior • guard
San Bernardino, Calif.

NOTING HALL: Leads the Cougars in scoring at 13.8 ppg ... Has scored in double figures in 17 games, including the last 11 straight outings ... Scored 16 points with 8 rebounds and 2 assists vs. New Mexico ... Posted a career-high three blocks while scoring 13 points against Air Force, with 3 treys, his first game with more than 2 treys since a career-best 5 treys at Weber State on Dec. 23 ... Led the Cougars with 16 points against Wyoming, including a dunk off of one of his two steals ... Scored 11 points at CSU, all in the second half ... Scored 14 points on 6-10 shooting against MSU-Billings... Led the Cougars with 16 points vs. San Diego State while going a perfect 8-for-8 from the line ... Scored team-high 12 points at Saint Mary's ... He was 5-of-7 vs. Southern Utah while scoring 12 points ... Equaled his career-high with 23 points at Weber State, making a career-best 5 threes (5-7) and 9 field goals (9-12) ... Hall led BYU with 18 points vs. NC State ... Scored a team-leading 21 points on 58 percent (7-12) shooting while pulling down a career-high nine rebounds against Boise State ... Contributed 13 points at

USC, including three buckets from behind the arc ... Recorded a team-high 19 points at Utah State, including 3-6 (.500) from behind the three-point line ... Achieved career-high 23 points vs. California, scoring the team's final 12 points ... Was out with an injured ankle the week leading up to the season opener ... Averaged 10.3 ppg at the Maui Invitational but lacked usual explosiveness while recovering from injury ... Dished out career-high 5 assists vs. Chaminade.

MORE ON HALL: A 6-foot-3 guard from San Bernardino, Calif., Hall is a first-team all-MWC candidate as a senior ... He earned MWC Defensive Player of the Year honors and All-MWC Third Team last year ... He is BYU's top returning scorer with the departure of NBA lottery pick Rafael Araujo and four-year starter Mark Bigelow ... Hall joined BYU as a junior from Dixie State College, where he was a first-team NJCAA All-American and Scenic West Athletic Conference and NJCAA Region 18 Player of the Year ... Hall began his college career at Pepperdine University in 2000-2001, playing 18 games for Jan van Breda Kolff in his final season coaching the Waves ... Last year filled the position vacated by graduated All-MWC guard Travis Hansen, who was selected by the Atlanta Hawks in the 2003 NBA Draft ... An unselfish, team-oriented player, Hall is an aggressive, slashing offensive scorer, solid rebounder and strong defender ... Last year he had 20 double-figure scoring games, including nine of the last 11 outings ... BYU was 15-5 when he scores in double digits ... Against Syracuse in the NCAA Tournament he had 17 points on 6-of-9 shooting, including 3-of-3 treys, while equaling his season high of 4 assists ... Against the Orangemen he not only hit from long range but had two head-turning dunks, including an ally-oop from Luiz Lemes ... He led BYU with 21 points on 8-of-10 shooting vs. Utah ... His dunk over MWC Co-Player of the Year Nick Welch of Air Force was the ESPN Play of the Day ... He had 16 points vs. New Mexico while holding Danny Granger to 9 points and 3 rebounds (Granger came in averaging 21 and 9) ... He shot 50 percent or better in 17 games .. Scored career-high 22 points vs. Weber State on 8-of-12 shooting.

PERSONAL: Born August 1982 in San Bernardino, Calif. ... parents are Clarence and Sharon Hogue ... brother Marcus Hall ... three-year-old son named Elijah Michael ... said he chose BYU because of good coaches, perfect fit for his position, good school, great community and fan support ... said the most influential people in his sports career are his stepfather and mother ... recreation management major.

Mike Hall – 2004-05 Game-by-Game

Opponent	Date	GS	Min	TOTAL			3PTS			REBOUNDS			PF	FO	A	TO	Blk	Stl	Pts	Avg					
				FG	FGA	Pct	3FG	FGA	Pct	FT	FTA	Pct									Off	Def	Tot		
vs North Carolina	11/22/04	*	25	4	15	.267	2	8	.250	0	2	.000	1	3	4	4.0	4	0	0	4	1	10	10.0		
vs Stanford	11/23-04	*	33	2	8	.250	1	3	.333	2	2	1.000	2	4	6	5.0	3	0	2	1	0	1	7	8.5	
vs Chaminade	11-24/04	*	38	5	12	.417	2	5	.400	2	2	1.000	3	3	6	5.3	0	0	5	1	0	4	14	10.3	
CALIFORNIA	11/27/04	*	37	8	18	.444	3	7	.429	4	5	.800	3	1	4	5.0	1	0	2	0	0	3	23	13.5	
at Utah State	12/01/04	*	39	7	16	.438	3	6	.500	2	2	1.000	2	3	5	5.0	1	0	3	1	1	1	19	14.6	
at USC	12/04/04	*	33	5	13	.385	3	7	.429	0	1	.000	1	1	2	4.5	2	0	1	3	0	1	13	14.3	
BOISE STATE UNIVERSITY	12/08/04	*	38	7	12	.583	2	3	.667	5	6	.833	2	7	9	5.1	2	0	5	1	0	0	21	15.3	
vs Washington State University	12/11/04	*	36	1	10	.100	1	6	.167	0	0	.000	0	1	1	4.6	4	0	2	3	0	2	3	13.8	
UTAH STATE	12/18/04	*	22	1	4	.250	0	2	.000	2	2	1.000	1	3	4	4.6	0	0	1	3	0	0	4	12.7	
NORTH CAROLINA STATE	12/21/04	*	30	7	17	.412	1	5	.200	3	4	.750	0	4	4.5	3	0	3	0	0	3	18	13.2		
at Weber State	12-23/04	*	35	9	12	.750	5	7	.714	0	0	.000	1	1	2	4.3	2	0	4	3	0	2	23	14.1	
SOUTHERN UTAH UNIVERSITY	12/26/04	*	29	5	7	.714	1	3	.333	1	2	.500	2	2	4	4.3	1	0	3	2	0	0	12	13.9	
SANTA CLARA	12/31/04	*	37	3	7	.429	1	3	.333	3	3	1.000	0	1	1	4.0	4	0	2	3	1	2	10	13.6	
at Saint Mary's (CA)	01/04/05	*	35	5	10	.500	2	4	.500	0	0	.000	0	2	2	3.9	2	0	1	1	0	0	12	13.5	
SAN DIEGO STATE	01/08/05	*	36	3	12	.250	2	7	.286	8	8	1.000	3	6	4.0	1	4	0	0	1	4	0	0	16	13.7
MONTANA STATE-BILLINGS	01/11/05	*	24	6	10	.600	0	2	.000	2	2	1.000	3	2	5	4.1	0	0	1	3	0	0	14	13.7	
at Colorado State	1-15/05	*	30	4	13	.308	1	7	.143	2	2	1.000	0	3	3	4.0	5	1	4	0	0	1	11	13.5	
at Wyoming Cowboys	1-17/05	*	34	4	12	.333	1	3	.333	7	8	.875	2	1	3	3.9	2	0	1	2	0	2	16	13.7	
AIR FORCE	01/22/05	*	38	5	10	.500	3	6	.500	0	0	.000	0	3	3	3.9	4	0	2	3	3	1	13	13.6	
NEW MEXICO	01/24/05	*	38	7	18	.389	1	6	.167	1	3	.333	3	5	8	4.1	1	0	2	0	0	1	16	13.8	
Totals			20	667	98	236	.415	35	100	.350	44	54	.815	29	53	82	4.1	42	1	45	38	6	25	275	13.8
Hall vs. Utah (3 games, BYU record 1-2)			3	36.0	14	30	.467	1	3	.333	9	14	.643	0	7	7	2.3	7	0	4	3	1	4	38	12.7

BYU CAREER HIGHS:

- POINTS: 23 vs. California, at Weber St. (2005)
- FG MADE: 9 at Weber St. (2005)
- FG ATT: 18 vs. California, vs. UNM (2005)
- FG%: .875 (7-8) vs. SUU (2004)
- 3FG MADE: 5 at Weber St. (2005)
- 3FG ATT: 8 vs. UNC (2005)
- 3FG%: 1.000 (3-3) vs. Syracuse (2004)
- FT MADE: 10 vs. UNLV (2004)
- FT ATT: 10 vs. UNLV (2004)
- FT %: 1.000 (10-10) vs. UNLV (2004)
- REB: 9 vs. Boise State (2005)
- ASSISTS: 5 vs. Chaminade (2005), vs. Boise State (2005)
- STEALS: 5 vs. SDSU (2004)
- BLOCKS: 3 vs. Air Force (2005)
- MINUTES: 41 vs. SDSU (2004)

HALL PRIOR YEARS' STATS

YEAR	GP	GS	MIN	AVG	FG	FGA	PCT	3FG	FGA	PCT	FT	FTA	PCT	OFF	DEF	TOT	AVG	PF	FO	A	AVG	TO	BLK	STL	PTS	AVG
2003-04	30	28	953	31.8	131	265	.494	24	69	.348	98	134	.731	48	56	104	3.5	60	1	54	1.8	58	14	42	384	12.8





MIKE ROSE
 6-2 • 185 • sophomore • guard
 Houston, Texas

NOTING ROSE: Second on the team in scoring at 10.2 ppg ... 48 of his 67 successful field goals this year have been from behind the three-point arc ... Leads the team in three-point percentage with a .421 mark ... Has scored in double figures in nine games (BYU is 5-4 in those games), including game-high 21 points, including 5 treys, vs. New Mexico ... Recorded four points, one assist and one steal against Air Force... Scored 13 points off the bench at Wyoming on 4-8 shooting ... Started at CSU, scoring 6 points in career-equaling 36 minutes (also vs. SDSU) ... Started against MSU-Billings, contributing 14 points on 4-7 shooting from three-point range and recording his first block of the season ... Made fifth start and played career-most 36 minutes vs. SDSU, grabbing career-best 6 rebounds but went 3-10 from the floor and 1-7 on threes ... Had 6 points and 3 rebounds at Saint Mary's ... Equaled career-high 26 points on 7-of-10 shooting, including 4 treys, to lead BYU over Santa Clara while adding 5 assists ... also had career marks of 8 FTs, 11 FTAs and 33 minutes ...

Made his fourth start vs. SUU, scoring 14 points while hitting four treys ... Did not take a shot for the first time this season in 9 minutes off the bench at Weber State ... Scored 9 points on 3 treys in 20 minutes vs. NC State ... Scored in double figures in the prior four games while averaging 15.3 ppg in those games ... Scored 14 points vs. Utah State in 31 minutes ... Recorded 15 points and a career-high three steals against Washington State ... Connected on 6-of-9 three-pointers against Boise State en route to 19 points ... Came off the bench for 13 points on four three-pointers and one free throw at USC ... starting all three games at the Maui Invitational at shooting guard ... Scored 8 points vs. Stanford, with his 25 minutes vs. Stanford topping his high of 23 minutes played in a game last year as a freshman.

MORE ON ROSE: Rose is an excellent shooter out of Spring Woods High School in Houston who led the Mountain West Conference in three-point percentage (.459) as a freshman in 2003-04 ... He set the BYU record with eight treys in his first college game ... His 28 treys last year, despite mostly limited playing time, is the most by a returning player ... He is BYU's third-leading scorer returning from last season ... A strong scoring threat, he has range well beyond the three-point arc ... He utilizes a 37-inch vertical to shoot over taller defenders with a quick release at top of his leap and can dunk off either foot ... Last year he appeared in 26 of 30 games, averaging 3.9 points and 0.7 rebounds in 7.9 minutes per game while shooting 42 percent overall from the floor ... 28 of his 34 field goals were treys ... He totaled a game- and season-high 26 points, while also dishing out a season-best 6 assists, against Southern Utah ... He was a perfect 4-for-4 from the floor, including 3-of-3 on treys for 11 points in nine minutes vs. USC ... He scored 10 points, all in his 11 first-half minutes when he made 3-of-4 treys, and played 22 minutes vs. CSU ... He scored 9 points on 3-of-4 shooting from long range vs. New Mexico in 12 minutes ... He could play a much larger role for the Cougars in 2004-05.

PERSONAL: Rose was born October 1984 ... parents are Gordon and Sharon ... has two brothers, Greg (22) and Jordan (17) ... ranked sixth in his class of 365 seniors ... was recruited by Houston, St. Louis, Utah State, Colorado State, Texas Christian, Texas A&M, Tennessee and Illinois ... is the nephew of BYU Associate Head Coach Dave Rose ... open major.

Mike Rose – 2004-05 Game-by-Game

Opponent	Date	GS	Min	TOTAL			3PTS			REBOUNDS			PF	FO	A	TO	Blk	Stl	Pts	Avg					
				FG	FGA	Pct	3FG	FGA	Pct	FT	FTA	Pct									Off	Def	Tot	Avg	
vs North Carolina	11-22-04	*	15	2	7	.286	1	5	.200	0	0	.000	0	1	1	10	0	0	0	1	0	5	5.0		
vs Stanford	11-23-04	*	25	2	5	.400	2	5	.400	2	4	.500	0	2	2	15	0	0	0	3	0	8	6.5		
vs Chamaine	11-24-04	*	14	2	5	.400	1	3	.333	0	0	.000	0	0	0	10	0	0	3	1	0	0	5	6.0	
CALIFORNIA	11-27-04		17	0	4	.000	0	4	.000	1	2	.500	0	3	3	15	3	0	1	0	0	1	1	4.8	
at Utah State	12-01-04		4	1	3	.333	1	2	.500	0	0	.000	0	0	0	12	2	0	0	0	0	0	3	4.4	
at USC	12-04-04		16	4	7	.571	4	6	.667	1	2	.500	0	3	3	15	4	0	0	1	0	0	13	5.8	
BOISE STATE UNIVERSITY	12-08-04		23	6	9	.667	6	9	.667	1	2	.500	0	3	3	17	1	0	1	3	0	0	19	7.7	
vs Washington State University	12-11-04		25	6	13	.462	3	9	.333	0	0	.000	2	2	18	3	0	1	2	0	3	15	8.6		
UTAH STATE	12-18-04		31	5	15	.333	3	8	.375	1	2	.500	1	0	1	17	0	0	1	0	2	14	9.2		
NORTH CAROLINA STATE	12-21-04		20	3	7	.429	3	5	.600	0	0	.000	0	1	1	16	3	0	1	1	0	0	9	9.2	
at Weber State	12-23-04		9	0	0	.000	0	0	.000	0	0	.000	0	0	0	15	0	0	0	0	0	0	0	8.4	
SOUTHERN UTAH UNIVERSITY	12-28-04	*	25	5	9	.556	4	7	.571	0	0	.000	0	1	1	14	0	0	1	1	0	0	14	8.8	
SANTA CLARA	12-31-04		33	7	10	.700	4	7	.571	8	11	.727	0	3	3	15	0	0	5	0	0	0	26	10.2	
at Saint Mary's (CA)	01-04-05		16	2	5	.400	2	3	.667	0	0	.000	0	3	3	16	1	0	2	3	0	0	6	9.9	
SAN DIEGO STATE	01-08-05	*	36	3	10	.300	1	7	.143	0	0	.000	0	6	6	19	3	0	2	1	0	0	7	9.7	
MONTANA STATE-BILLINGS	01-11-05	*	22	5	10	.500	4	7	.571	0	0	.000	2	2	19	1	0	3	0	1	1	14	9.9		
at Colorado State	1-15-05	*	36	2	9	.222	2	9	.222	0	0	.000	1	0	1	19	1	0	2	3	0	0	6	9.7	
at Wyoming Cowboys	1-17-05		17	4	8	.500	1	5	.200	4	4	1.000	1	2	3	19	2	0	0	2	0	0	13	9.9	
AIR FORCE	01-22-05		20	1	4	.250	1	4	.250	1	2	.500	0	0	0	18	3	0	1	2	0	1	4	9.6	
NEW MEXICO	01-24-05		29	7	12	.583	5	9	.556	2	2	1.000	1	2	3	19	1	0	1	1	0	1	21	10.2	
Totals			7	433	67	152	.441	48	114	.421	21	31	.677	4	34	38	19	28	0	24	26	1	9	203	10.2
Rose vs Utah (2 games, BYU record: 1-1)			0	3.5	1	2	.500	1	1	1.000	0	0	.000	0	1	1	0.5	0	0	0	0	0	0	3	1.5


CAREER HIGHS:

POINTS: 26 vs. SUU (2004), vs. Santa Clara (2005)
 FG MADE: 9 vs. SUU (2004)
 FG ATT: 16 vs. SUU (2004)
 FG%: 1.000 (4-4) vs. USC (2004)
 3FG MADE: 8 vs. SUU (2004)
 3FG ATT: 13 vs. SUU (2004)
 3FG%: 1.000 (3-3) vs. USC (2004)
 FT MADE: 8 vs. Santa Clara (2005)
 FT ATT: 11 vs. Santa Clara (2005)
 FT%: 1.000 (4-4) at Wyoming (2005)
 REB: 6 vs. SDSU (2005)
 ASSISTS: 6 vs. SUU (2004)
 STEALS: 3 vs. Washington State (2005)
 BLOCKS: 1 vs. MSU-Billings (2005), vs. WOU (2004)
 MINUTES: 36 vs. SDSU at CSU (2005)

ROSE PRIOR YEARS' STATS

YEAR	GP	GS	MIN	AVG	FG	FGA	PCT	3FG	FGA	PCT	FT	FTA	PCT	OFF	DEF	TOT	AVG	PF	FO	A	AVG	TO	BLK	STL	PTS	AVG
2003-04	26	0	206	7.9	34	81	.420	28	61	.459	6	12	.500	4	15	19	0.7	12	0	9	0.3	13	1	4	102	3.9





KEENA YOUNG
 6-6 • 205 • sophomore • forward/guard
 Beaumont, Texas

NOTING YOUNG: Leads the Cougars with 5.9 rebounds per game ... Has not missed more than two shots in each of the last three games while making a combined 18-of-24 (.750) from the floor Has reached double-digit scoring in each of the last three games, averaging 12.7 points and 7.7 rebounds over that span ... Scored in double figures in seven games (BYU is 5-2 in those games) ... Started in win over New Mexico, equaling career-best 14 points on 6-of-8 shooting with 7 rebounds in career-high 36 minutes ... Posted his first career double-double with a career-high-tying 14 points and a career-high 11 rebounds against Air Force ... His 7-for-9 shooting accuracy against Air Force was a season-best ... Recorded 10 points and five rebounds in 16 minutes at Wyoming ... Had 2 points and 3 rebounds in only 5 minutes at CSU ... Tied his career-highs in steals and blocks with 2 apiece while contributing 10 points against MSU-Billings ... Played a season-low 4 minutes vs. SDSU ... Started the prior five games and has nine starts ... Tied career-highs of 14 points

and 2 blocks at Weber State while setting new personal bests of .714 FG percentage (5-7), 4 assists and 35 minutes played ... Started and tied career-high of 10 rebounds vs. North Carolina State to equal his 10 boards vs. North Carolina... also dished out 3 assists vs. NC State ... Had 8 points and a team-leading 7 rebounds in 17 minutes vs. Utah State ... Came off the bench against Boise State to record 11 points on a career-high 66.7 percent shooting (4-6) while adding 8 rebounds ... Started and led the team in rebounds with 9 against Utah State while posting a career-high two blocks ... Had 5 points, 6 rebounds and 2 assists in second start at power forward in place of injured Garner Meads vs. California ... Impressed in his Cougar debut at the Maui Invitational, averaging 9.7 points and 6.7 rebounds in 22.7 minutes of play over three games ... Came off the bench vs. North Carolina (9 points, 10 rebounds in 23 minutes) and Stanford (6 points, 4 rebounds in 12 minutes) before starting in place of injured Garner Meads vs. Chaminade (14 points, 6 rebounds in 33 minutes).

MORE ON YOUNG: Young is a 6-foot-6 swingman who transferred from South Plains College in Levelland, Texas, after signing with BYU in the spring ... Young averaged 9.9 points, 7.2 rebounds and 2.1 assists as a freshman at South Plains College in 2003-04 as an honorable mention all-league selection ... He has a good mid-range offensive game and is a strong rebounder ... With his size and ability as a defender and rebounder he will contribute on the wing and could play at the four as well ... As a sophomore, Young has four seasons to play three for the Cougars.

PERSONAL: Born April 1985 in Beaumont, Texas ... son of Cleveland and Lavella Young ... has one brother, Torri ... Enjoys Playstation ... signed out of high school with the University of Memphis along with classmate Kendrick Perkins but decided to attend South Plains College after Perkins chose to enter the 2003 NBA draft ... Prior to signing with BYU he had verbally committed to Texas Tech ... pre-Law major.

Keena Young – 2004-05 Game-by-Game

Opponent	Date	GS	Min	TOTAL			3PTS			REBOUNDS			PF	FO	A	TO	Blk	Stl	Pts	Avg					
				FG	FGA	Pct	3FG	FGA	Pct	FT	FTA	Pct									Off	Def	Tot	Avg	
vs North Carolina	11-22-04	23	3	8	.375	0	2	.000	3	5	.600	5	5	10	10.0	1	0	0	1	0	9	9.0			
vs Stanford	11-23-04	12	2	4	.500	0	0	.000	2	3	.667	1	3	4	7.0	0	0	0	1	0	6	7.5			
vs Chaminade	11-24-04	*	33	7	12	.583	0	0	.000	0	0	.000	3	3	6	6.7	2	0	0	0	2	14	9.7		
CALIFORNIA	11-27-04	*	21	2	7	.286	0	0	.000	2	2	1.000	5	1	6	6.5	3	0	2	0	1	0	6	8.8	
at Utah State	12/01/04	*	32	2	7	.286	0	1	.000	0	0	.000	4	5	9	7.0	4	0	2	2	2	4	7.8		
at USC	12/04/04	*	19	0	0	.000	0	0	.000	0	0	.000	0	4	4	6.5	0	0	0	2	0	0	6.5		
BOISE STATE UNIVERSITY	12/08/04		20	4	6	.667	0	0	.000	3	4	.750	3	5	8	6.7	2	0	0	2	1	11	7.1		
vs Washington State University	12/11/04		15	1	3	.333	0	0	.000	0	0	.000	0	3	3	6.3	0	0	0	1	0	2	6.5		
UTAH STATE	12/18/04		17	4	9	.444	0	0	.000	0	1	.000	5	2	7	6.3	4	0	0	1	1	0	8	6.7	
NORTH CAROLINA STATE	12/21/04	*	28	1	5	.200	0	0	.000	0	0	.000	3	7	10	6.7	0	0	3	0	0	1	2	6.2	
at Weber State	12-23-04	*	35	5	7	.714	0	0	.000	4	4	1.000	3	3	6	6.6	3	0	4	0	2	0	14	6.9	
SOUTHERN UTAH UNIVERSITY	12/28/04	*	21	3	7	.429	0	0	.000	0	0	.000	2	2	4	6.4	2	0	1	0	1	0	6	6.8	
SANTA CLARA	12/31/04	*	14	0	0	.000	0	0	.000	2	2	1.000	0	3	3	6.2	1	0	0	1	0	0	2	6.5	
at Saint Mary's (CA)	01/04/05	*	24	3	5	.600	0	0	.000	0	0	.000	2	2	4	6.0	2	0	1	1	1	1	6	6.4	
SAN DIEGO STATE	01/08/05		4	0	0	.000	0	0	.000	0	0	.000	0	1	1	5.7	0	0	0	0	0	0	0	6.0	
MONTANA STATE-BILLINGS	01/11/05		20	3	6	.500	0	0	.000	4	8	.500	2	4	6	5.7	1	0	1	2	2	10	6.3		
at Colorado State	1-15-05		5	1	2	.500	0	0	.000	0	1	.000	1	2	3	5.5	1	0	0	0	0	0	2	6.0	
at Wyoming Cowboys	1-17-05		16	5	7	.714	0	0	.000	0	0	.000	1	4	5	5.5	0	0	1	2	2	10	6.2		
AIR FORCE	01/22/05		32	7	9	.778	0	0	.000	0	2	.000	4	7	11	5.8	1	0	0	2	0	14	6.6		
NEW MEXICO	01/24/05	*	36	6	8	.750	0	0	.000	2	3	.667	2	5	7	5.9	3	0	0	0	1	1	14	7.0	
Totals			10	427	59	112	.527	0	3	.000	22	35	.629	46	71	117	5.9	30	0	14	15	16	10	140	7.0

CAREER HIGHS:

POINTS: 14 vs. Chaminade, at Weber St, vs. Air Force vs. New Mexico (2005)
 FG MADE: 7 vs. Chaminade, vs. Air Force (2005)
 FG ATT: 12 vs. Chaminade (2005)
 FG %: .778 (7-9) vs. Air Force (2005)
 3FG MADE: -
 3FG ATT: 2 vs. North Carolina (2005)
 3FG %: .000 (0-2) vs. N. Carolina (2005)
 FT MADE: 4 at Weber St. (2005)
 FT ATT: 8 vs. MSU-Billings (2005)
 FT %: 1.000 (4-4) at Weber St. (2005)
 REB: 11 vs. Air Force (2005)
 ASSISTS: 4 at Weber State (2005)
 STEALS: 2 vs. MSU-Billings, vs. Chaminade, at Utah State (2005)
 BLOCKS: 2 vs. MSU-Billings, at Utah State, at Weber St., at Wyoming (2005)
 MINUTES: 36 vs. New Mexico (2005)



JOSHUA BURGESS
 6-8 • 230 • junior • forward
 Irvine, Calif.

NOTING BURGESS: Has played in two games, last appearing vs. MSU-Billings, knocking down a three-pointer for his first bucket of the year ... Saw his prior regular-season action of the year vs. Southern Utah with one rebound and one assist in three minutes played ... Played in both exhibition games, logging an average of 4.0 minutes per game.

MORE ON BURGESS: Burgess joined the team in fall 2003 as a sophomore after playing at Irvine Valley College in 2003 ... He practiced with the team while sitting out due to transfer rules He is an aggressive rebounder with a good shooting touch with three-point range.


PERSONAL: Burgess was born March 1981 in Sandy, Utah ... parents are Kenneth and Sandi Burgess ... has three brothers and one sister ... brother Chris played at Duke and Utah before playing professionally overseas ... brother David is a freshman teammate at BYU this season and first cousin Sam Burgess is a sophomore who has joined the team after returning from a two-year mission ... sister Angela played on BYU's women's basketball team from 1998-99 ... served a two-year mission for the Church of Jesus Christ of Latter-day Saints in San Pablo, Philippines from August 2000 to July 2002 ... fitness and wellness management major.

Joshua Burgess – 2004-05 Game-by-Game

Opponent	Date	GS	Min	TOTAL			3-PTS			REBOUNDS														
				FG	FGA	Pct.	3FG	FGA	Pct.	FT	FTA	Pct.	Off	Def	Tot	Avg	PF	FO	A	TO	Blk	Stl	Pts	Avg
vs North Carolina	11-22-04			DNP - coach's decision																				
vs Stanford	11-23-04			DNP - coach's decision																				
vs Chaminade	11-24-04			DNP - coach's decision																				
CALIFORNIA	11/27/04			DNP - coach's decision																				
at Utah State	12/01/04			DNP - coach's decision																				
at USC	12/04/04			DNP - coach's decision																				
BOISE STATE UNIVERSITY	12/08/04			DNP - coach's decision																				
vs Washington State University	12/11/04			DNP - coach's decision																				
UTAH STATE	12/18/04			DNP - coach's decision																				
NORTH CAROLINA STATE	12/21/04			DNP - coach's decision																				
at Weber State	12/23/04			DNP - coach's decision																				
SOUTHERN UTAH UNIVERSITY	12/28/04	3	0	1	.000	0	0	.000	0	0	.000	0	1	1	1.0	0	0	1	0	0	0	0	0.0	
SANTA CLARA	12/31/04			DNP - coach's decision																				
at Saint Mary's (CA)	01/04/05			DNP - coach's decision																				
SAN DIEGO STATE	01/08/05			DNP - coach's decision																				
MONTANA STATE-BILLINGS	01/11/05	6	1	1	1.000	1	1	1.000	0	0	.000	0	0	0	0.5	0	0	0	0	0	0	3	1.5	
at Colorado State	1-15-05			DNP - coach's decision																				
at Wyoming	1-17-05			DNP - coach's decision																				
AIR FORCE	1-22-05			DNP - coach's decision																				
NEW MEXICO	01/24/05			DNP - coach's decision																				
Totals		0	9	1	2	.500	1	1	1.000	0	0	.000	0	1	1	0.5	0	0	1	0	0	0	3	1.5

CAREER HIGHS:

POINTS: - 3 vs. MSU-Billings (2005)
 FG MADE: - 1 vs. MSU-Billings (2005)
 FG ATT: 1 vs. MSU-Billings (2005), vs. Southern Utah (2005)
 FG%: 1.000 (1-1) vs. MSU-Billings (2005)
 3FG MADE: - 1 vs. MSU-Billings (2005)
 3FG ATT: - 1 vs. MSU-Billings (2005)
 3FG%: - 1.000 (1-1) vs. MSU-Billings (2005)
 FT MADE: -
 FT ATT: -
 FT%: -
 REB: 1 vs. Southern Utah (2005)
 ASSISTS: 1 vs. Southern Utah (2005)
 STEALS: -
 BLOCKS: -
 MINUTES: 3 vs. Southern Utah (2005)



TERRY NASHIF
 5-10 • 165 • senior • point guard
 Vancouver, Wash.

NOTING NASHIF: After not playing at Wyoming and vs. Air Force, Nashif game off the bench in BYU's win over New Mexico for a productive 12 minutes, contributing 3 points, 3 assists and 2 rebounds ... Has seven starts earlier in the year ... Played 5 minutes at CSU, going 0-3 with 1 rebound ... Scored a season-high 10 points in 11 minutes on 4-5 shooting vs. MSU-Billings and tied his career-high in steals with 3 ... Played season-low 2 minutes vs. SDSU ... Scored 5 points off the bench at Saint Mary's, including a clutch three when the Cougars were still in the game ... Made his seventh start in of the year against Washington State but played just six minutes ... Dished out a career-high 10 assists in 25 minutes of action off the bench at USC ... Had a season-high 8 points, career-best 8 rebounds and 5 assists in career-most 31 minutes vs. California ... Started all three games at the Maui Invitational, averaging 4.7 points and a team-leading 3.3 assists per game ... took a career-most 9 field goal attempts and 5 three-point attempts vs. Stanford ... also took 5 treys vs. Cal.

MORE ON NASHIF: Nashif is a solid floor leader with three years of reserve experience who earned the start at the point to begin the season ... He was the primary backup as a freshman and sophomore and played in 23 of 30 games last season as a junior ... He made seven starts in 76 appearances in his first three seasons ... A smart player and good distributor of the ball, he led BYU in assists (3.0) and ranked first among MWC players in Assist/TO Ratio during league games as a sophomore when he made six starts and saw his most extended playing time ... He can knock down the three-pointer and is an excellent ballhandler ... Last year he played a season-high 21 minutes and scored a season-high 6 points while adding 4 rebounds and 3 assists against Western Oregon ... He dished out a career-best 8 assists against Idaho State at the Cable Car Classic in 18 minutes ... As a sophomore matched up against UNLV's Marcus Banks, who went onto become an NBA first-round draft selection, Nashif had 2 blocks and 7 assists (1 turnover), adding 4 boards.

PERSONAL: Born July 1980 in Vancouver, Wash. ... parents are Bruce and Kathy Nashif ... ancestry comes from Lebanon ... served a mission for the Church of Jesus Christ of Latter-day Saints to Columbia, S.C., returning in July 2001 ... recruited by Harvard and Portland State ... engaged to marry Katie Williamson on Nov. 6, 2004 ... physical education major.

Terry Nashif – 2004-05 Game-by-Game

Opponent	Date	GS	Min	TOTAL			3PTS			REBOUNDS			Avg	PF	FO	A	TO	Blk	Stl	Pts	Avg				
				FG	FGA	Pct	3FG	FGA	Pct	FT	FTA	Pct										Off	Def	Tot	
vs North Carolina	11-22-04	*	23	1	3	.333	1	3	.333	0	0	.000	0	1	1	1.0	1	0	4	8	0	1	3	3.0	
vs Stanford	11-23-04	*	30	2	9	.222	1	5	.200	2	2	1.000	0	1	1	1.0	4	0	1	3	0	1	7	5.0	
vs Chaminade	11-24-04	*	21	2	3	.667	0	0	.000	0	0	.000	0	4	2.0	2	0	5	1	1	1	4	4.7		
CALIFORNIA	11/27/04	*	31	3	8	.375	2	5	.400	0	0	.000	0	8	3.5	4	0	5	3	0	0	8	5.5		
at Utah State	12/01/04	*	10	0	0	.000	0	0	.000	0	0	.000	0	0	0	2.8	0	0	1	2	0	0	0	4.4	
at USC	12/04/04	*	25	0	4	.000	0	3	.000	0	0	.000	0	3	2.8	3	0	10	2	0	1	0	3.7		
BOISE STATE UNIVERSITY	12/08/04	*	17	0	2	.000	0	1	.000	1	2	.500	0	1	1	2.6	0	0	0	1	0	0	1	3.3	
vs Washington State University	12/11/04	*	6	0	1	.000	0	1	.000	0	0	.000	0	0	0	2.3	1	0	0	0	0	0	0	2.9	
UTAH STATE	12/18/04	*	12	0	2	.000	0	1	.000	0	0	.000	0	0	0	2.0	0	0	4	1	0	1	0	2.6	
NORTH CAROLINA STATE	12/21/04	*	8	0	2	.000	0	2	.000	0	0	.000	0	0	0	1.8	0	0	1	0	0	0	0	2.3	
at Weber State	12-23-04	*	6	0	0	.000	0	0	.000	0	0	.000	0	0	0	1.6	0	0	0	1	0	0	0	2.1	
SOUTHERN UTAH UNIVERSITY	12/28/04	*	9	0	1	.000	0	0	.000	0	0	.000	0	3	3	1.8	0	0	0	0	0	1	0	1.9	
SANTA CLARA	12/31/04	*	2	0	1	.000	0	1	.000	0	0	.000	0	0	0	1.6	0	0	0	0	0	0	0	1.8	
at Saint Mary's (CA)	01/04/05	*	17	2	6	.333	1	3	.333	0	0	.000	0	1	1	1.6	0	0	0	2	0	0	5	2.0	
SAN DIEGO STATE	01/08/05	*	2	0	0	.000	0	0	.000	0	0	.000	0	0	0	1.5	0	0	0	0	0	0	0	1.9	
MONTANA STATE-BILLINGS	01/11/05	*	11	4	5	.800	2	2	1.000	0	0	.000	0	2	2	1.5	0	0	2	1	0	3	10	2.4	
at Colorado State	1-15-05	*	5	0	3	.000	0	2	.000	0	0	.000	0	1	1	1.5	2	0	0	0	0	0	0	2.2	
at Wyoming	1-17-05	DNP - coach's decision																							
AIR FORCE	1-22-05	DNP - coach's decision																							
NEW MEXICO	01/24/05	*	12	0	1	.000	0	1	.000	3	4	.750	0	2	2	1.5	0	0	3	1	0	1	3	2.3	
Totals			7	247	14	51	.275	7	30	.233	6	8	.750	0	27	27	1.5	17	0	36	26	1	10	41	2.3
Nashif vs. Utah (6 games, BYU record: 2-4)			1	6.3	0	4	.000	0	1	.000	0	2	.000	0	3	3	0.5	5	0	2	4	0	0	0	0.0

CAREER HIGHS:

POINTS: 11 at SDSU (2003)
 FG MADE: 4 vs. MSU-Billings (2005)
 FG ATT: 9 vs. Stanford (2005)
 FG%: 1.000 (3-3) at SDSU (2003)
 3FG MADE: 3 at SDSU (2003)
 3FG ATT: 5 vs. Sanford, Cal (2005)
 3FG%: 1.000 (3-3) at SDSU (2003)
 FT MADE: 6 vs. Rice
 FT ATT: 6 vs. CSUN (2002), Rice
 FT %: 1.000 (6-6) vs. Rice
 REB: 8 vs. California (2005)
 ASSISTS: 10 at USC (2005)
 STEALS: 3 vs. MSU-Billings (2005), at AFA (2004)
 BLOCKS: 2 vs. UNLV
 MINUTES: 31 vs. California (2005)

NASHIF PRIOR YEARS' STATS

YEAR	GP	GS	MIN	AVG	FG	FGA	PCT	3FG	FGA	PCT	FT	FTA	PCT	OFF	DEF	TOT	AVG	PF	FO	A	AVG	TO	BLK	STL	PTS	AVG
2001-02	21	0	60	2.9	1	3	.333	0	2	.000	9	12	.750	0	9	9	0.4	9	0	10	0.5	9	0	2	11	0.5
2002-03	32	6	470	14.7	21	61	.344	10	26	.385	17	23	.739	5	47	52	1.6	43	0	68	2.1	23	3	18	69	2.2
2003-04	23	1	171	7.4	6	22	.273	3	13	.231	7	9	.778	2	22	24	1.0	21	1	26	1.1	10	1	9	22	1.0
3-Year Totals	76	7	701	9.2	28	86	.326	13	41	.317	33	44	.750	7	78	85	1.1	73	1	104	1.3	42	4	29	102	1.3





BROCK REICHNER

6-4 • 205 • junior • guard
Provo, Utah

NOTING REICHNER: Has played in six regular-season games, last appearing for one minute vs. New Mexico ... He played five minutes at Wyoming, six minutes vs. MSU-Billings, two minutes at Saint Mary's, four minutes vs. Southern Utah and saw late action vs. Chaminade ... Saw first-half action for the first time this year at Wyoming ... Scored 4 points on 2-3 shooting and pulled down two rebounds, both career-highs, against MSUB ... He had 3 points, 1 rebound and 1 assist vs. SUU ... Played in one of two exhibitions, scoring 3 points vs. Calgary.

MORE ON REICHNER: Reichner unites with the Cougars this fall as a junior after being one of Salt Lake Community College's major contributors in 2004 ... The 6-foot-4 Reichner adds to BYU's backcourt a solid shooter and talented defender and rebounder ... Reichner played at the College of Eastern Utah and served a two-year mission for the Church of Jesus Christ of

Latter-day Saints before transferred to SLCC for his sophomore year where Reichner earned honorable mention honors, leading the SWAC in free throw shooting at 89 percent ... He averaged 10.5 points, 4.5 rebounds and 2.1 assists and earned Academic All-American honors.

PERSONAL: Reichner was born July 1981 in Rexburg, Idaho ... parents are Mark and Irene Reichner ... married to Chanell Rose, who was a member of the BYU women's basketball team (2000-2003) and is the daughter of BYU associate head coach Dave Rose ... youngest of three brothers and two sisters ... brother David played at Utah and is now an assistant coach at San Jose State ... served a two year mission for the Church of Jesus Christ of Latter-day Saints in Portugal Lisbon South mission from October 2000 to December 2002 ... international relations major.

Brock Reichner – 2004-05 Game-by-Game

Opponent	Date	GS	Min	TOTAL			3-PTS			FT	FTA	REBOUNDS				PF	FO	A	TO	Blk	Stl	Pts	Avg	
				FG	FGA	Pct	3FG	FGA	Pct			Pct	Off	Def	Tot									Avg
vs North Carolina	11-22-04			DNP - coach's decision																				
vs Stanford	11-23-04			DNP - coach's decision																				
vs Chaminade	11-24-04		1	0	0	.000	0	0	.000	0	0	.000	0	0	0	0.0	0	0	0	1	0	0	0	0.0
CALIFORNIA	11-27-04			DNP - coach's decision																				
at Utah State	12-01-04			DNP - coach's decision																				
at USC	12-04-04			DNP - coach's decision																				
BOISE STATE UNIVERSITY	12-08-04			DNP - coach's decision																				
vs Washington State University	12-11-04			DNP - coach's decision																				
UTAH STATE	12-18-04			DNP - coach's decision																				
NORTH CAROLINA STATE	12-21-04			DNP - coach's decision																				
at Weber State	12-23-04			DNP - coach's decision																				
SOUTHERN UTAH UNIVERSITY	12-28-04		4	1	2	.500	1	2	.500	0	2	.000	1	0	1	0.5	0	0	1	0	0	0	3	15
SANTA CLARA	12-31-04			DNP - coach's decision																				
at Saint Mary's (CA)	01-04-05		2	0	0	.000	0	0	.000	0	0	.000	0	0	0	0.3	0	0	0	0	0	0	0	1.0
SAN DIEGO STATE	01-08-05			DNP - coach's decision																				
MONTANA STATE-BILLINGS	01-11-05		6	2	3	.667	0	0	.000	0	0	.000	0	2	2	0.8	2	0	0	0	0	4	18	
at Colorado State	1-15-05			DNP - coach's decision																				
at Wyoming Cowboys	1-17-05		5	0	0	.000	0	0	.000	0	0	.000	0	1	1	0.8	0	0	0	0	0	0	14	
AIR FORCE	1-22-05			DNP - coach's decision																				
NEW MEXICO	01-24-05		1	0	0	.000	0	0	.000	0	0	.000	0	0	0	0.7	0	0	0	0	0	0	12	
Totals		0	19	3	5	.600	1	2	.500	0	2	.000	1	3	4	0.7	2	0	1	1	0	0	7	12

CAREER HIGHS:

- POINTS: 4 vs. MSU-Billings (2005)
- FG MADE: 2 vs. MSU-Billings (2005)
- FG ATT: 3 vs. MSU-Billings (2005)
- FG %: .667 (2-3) vs. MSU-Billings (2005)
- 3FG MADE: 1 vs. Southern Utah (2005)
- 3FG ATT: 2 vs. Southern Utah (2005)
- 3FG %: .500 (1-2) vs. SUU (2005)
- FT MADE: -
- FT ATT: 2 vs. Southern Utah (2005)
- FT %: .000 (0-2) vs. SUU (2005)
- REB: 2 vs. MSU-Billings (2005)
- ASSISTS: 1 vs. Southern Utah (2005)
- STEALS: -
- BLOCKS: -
- MINUTES: 6 vs. MSU-Billings (2005)



AUSTIN AINGE
6-2 • 180 • sophomore • point guard
Gilbert, Ariz.

NOTING AINGE: Started the last 12 games ... Leads the team in assists and steals and is tied for third in scoring ... After making 11-of-19 shots against MSU-Billings and CSU, including 8-for-14 at CSU, he is 1-for-19 over the last three games but has been a solid floor leader averaging 5.7 assists and 4.7 rebounds in those three games ... Tied career-best 8 assists with only 2 turnovers while grabbing 4 rebounds in 23 minutes vs. New Mexico ... Recorded 6 rebounds, 6 assists and 5 points against Air Force ... Had worst shooting night of the year at Wyoming, going 0-for-8 but contributed 4 rebounds, 3 assists, 2 steals and 2 points ... Scored career-best 25 points at CSU with new personal bests of 8 FG, 14 FGA and 5 3FG (tying 9 3FGA) while adding a game-high 6 assists... Tied his career-high in assists with 8 against MSU-Billings along with contributing 10 points ... Logged career-most 38 minutes vs. SDSU with career-equaling 4 steals as well as 5 assists, 6 rebounds and 9

points ... Played 37 minutes vs. Santa Clara with 9 points, 7 rebounds, 7 assists and 2 steals ... His 7 rebounds was a career-high and his 7 assists was one shy of his career mark ... Made career-high 4 treys in 5 attempts vs. Southern Utah, scoring 14 points with 5 assists ... Played 34 minutes at Weber State with career-high 4 steals, along with 9 points, 4 rebounds and 3 assists ... In 32 minutes vs. NC State he dishing out a career-high 8 assists along with 9 points and 4 rebounds ... Got his second start of the year vs Utah State and scored a career-high 21 points on 6-of-9 shooting, including 3 treys, and 6-of-8 from the line ... Scored 16 points on 58 percent (7-12) shooting in 31 minutes against Washington State ... Came off the bench to dish out 5 assists while adding 14 points and 5 rebounds against Boise State ... Made his first start and scored 7 points on 2-2 shooting, including one three-pointer, at USC ... Scored 15 points at Utah State on Dec. 1 ... Played backup point minutes at the Maui Invitational, averaging 2.7 points and 1.0 assists ... Scored 6 points vs. North Carolina, going 2-of-3 from behind the extended three-point arc ... He played more minutes in each of the first three games this season than his game-high last year of 10 minutes.

MORE ON AINGE: Ainge has had the misfortune of being injured just prior to the start of the season the past two years ... He redshirted in 2002-03 and saw mostly limited action last year after returning ... He is a smart player and leader and a good three-point shooter ... A point guard with an excellent understanding of the game, he is the son of former BYU All-American, NBA All-Star, and Phoenix Suns head coach Danny Ainge, who is currently the executive director of basketball operations for the Boston Celtics ... Last year he missed the first nine games with an injury before making his college debut, hitting his only shot to score two points and grabbing one rebound in two minutes vs. Idaho State at the Cable Car Classic ... He saw his first extended playing time vs. CSU in Provo, logging a season-best 10 minutes, including first-half action for the first time, while scoring a season-best 6 points on 2-of-3 shooting and adding a season-high 2 assists ... also played 10 minutes at Air Force ... Appeared in eight games overall, averaging 1.3 points, 0.4 rebounds and 0.8 assists in 4.5 minutes per outing.

PERSONAL: Born September 1981 ... parents are Danny and Michelle Ainge ... has three brothers and two sisters ... first cousin Erik Ainge is a freshman quarterback at Tennessee ... served mission for the Church of Jesus Christ of Latter-day Saints to the Dominican Republic ... married Crystal Bluth of Gilbert, Ariz., on April 26, 2003 ... international relations major.

Austin Ainge – 2004-05 Game-by-Game

Opponent	Date	GS	Min	TOTAL			3PTS			REBOUNDS			Avg	PF	FO	A	TO	Blk	Stl	Pts	Avg			
				FG	FGA	Pct	3FG	FGA	Pct	FT	FTA	Pct										Off	Def	Tot
vs North Carolina	11-22-04	18	2	3	.667	2	3	.667	0	0	.000	0	1	1	1.0	1	0	1	4	0	1	6	6.0	
vs Stanford	11-23-04	12	0	1	.000	0	1	.000	0	0	.000	0	0	0	0.5	1	0	0	4	0	0	0	3.0	
vs Chamaineade	11-24-04	14	1	3	.333	0	1	.000	0	0	.000	0	4	4	1.7	3	0	2	3	0	0	2	2.7	
CALIFORNIA	11-27-04	9	0	2	.000	0	1	.000	2	2	1.000	0	1	1	1.5	0	0	1	0	0	0	2	2.5	
at Utah State	12/01/04	30	6	13	.462	3	9	.333	0	0	.000	0	2	2	1.6	1	0	3	4	0	2	15	5.0	
at USC	12/04/04	*	12	2	2	1.000	1	1	1.000	2	2	1.000	0	0	1.3	1	0	2	5	0	1	7	5.3	
BOISE STATE UNIVERSITY	12/08/04	25	4	8	.500	2	4	.500	4	6	.667	0	5	19	3	0	5	3	0	1	14	6.6		
vs Washington State University	12/11/04	31	7	12	.583	2	6	.333	0	0	.000	2	2	1.9	1	0	4	1	0	0	16	7.8		
UTAH STATE	12/18/04	*	30	6	9	.667	3	5	.600	6	8	.750	0	2	2	1.9	0	3	4	0	1	21	9.2	
NORTH CAROLINA STATE	12/21/04	*	32	3	10	.300	1	3	.333	2	2	1.000	0	4	4	2.1	4	0	8	6	0	1	9	9.2
at Weber State	12-23-04	*	34	4	9	.444	1	3	.333	0	0	.000	1	3	4	2.3	2	0	3	1	0	4	9	9.2
SOUTHERN UTAH UNIVERSITY	12/28/04	*	31	5	9	.556	4	5	.800	0	0	.000	3	3	2.3	1	0	5	2	0	3	14	9.6	
SANTA CLARA	12/31/04	*	37	2	8	.250	1	5	.200	4	4	1.000	0	7	7	2.7	1	0	7	5	0	2	9	9.5
at Saint Mary's (CA)	01/04/05	*	19	3	7	.429	0	2	.000	0	0	.000	1	1	2.6	4	0	2	6	0	2	6	9.3	
SAN DIEGO STATE	01/08/05	*	38	4	11	.364	0	3	.000	1	3	.333	1	5	6	2.8	1	0	5	5	0	4	9	9.3
MONTANA STATE-BILLINGS	01/11/05	*	23	3	5	.600	2	3	.667	2	2	1.000	0	2	2.8	3	0	8	2	0	0	10	9.3	
at Colorado State	1-15-05	*	36	8	14	.571	5	9	.556	4	4	1.000	2	1	3	2.8	4	0	6	2	0	2	25	10.2
at Wyoming Cowboys	1-17-05	*	27	0	8	.000	0	6	.000	2	2	1.000	1	3	4	2.8	0	3	2	0	2	2	9.8	
AIR FORCE	01/22/05	*	29	1	5	.200	1	4	.250	2	2	1.000	2	4	6	3.0	1	0	6	5	0	0	5	9.5
NEW MEXICO	01/24/05	*	23	0	6	.000	0	4	.000	0	0	.000	0	4	4	3.1	4	0	8	2	0	1	0	9.1
Totals		13	510	61	145	.421	28	78	.359	31	37	.838	7	54	61	3.1	36	0	81	67	0	27	181	9.1

CAREER HIGHS:

POINTS: 25 at Colorado State (2005)

FG MADE: 8 at Colorado State (2005)

FG AT: 14 at Colorado St (2005)

FG%: .667 (6-9) vs. Utah State (2005)

3FG MADE: 5 at CSU (2005)

3FG AT: 9 at Utah State, at CSU (2005)

3FG%: .800 (4-5) vs. SUU (2005)

FT MADE: 6 vs. Utah State (2005)

FT AT: 8 vs. Utah State (2005)

FT%: 1.000 (4-4) vs. Santa Clara, at CSU (2005)

REB: 7 vs. Santa Clara (2005)

ASSTS: 8 vs. MSU-Billings, vs. NC State vs. UNM (2005)

STEALS: 4 at Weber State, vs. SDSU (2005)


BLOCKS: 1 vs. New Mexico (2004)

MIN: 38 vs. SDSU (2005)

AINGE PRIOR YEARS' STATS

YEAR	GP	GS	MIN	AVG	FG	FGA	PCT	3FG	FGA	PCT	FT	FTA	PCT	OFF	DEF	TOT	AVG	PF	FO	A	AVG	TO	BLK	STL	PTS	AVG
2003-04	8	0	36	4.5	4	8	.500	1	4	.250	1	2	.500	0	3	3	0.4	6	0	6	0.8	6	1	0	10	1.3





SAM BURGESS

6-3 • 190 • sophomore • guard
Alpine, Utah

NOTING BURGESS: Played 8 minutes vs. New Mexico and 3 minutes against Air Force ... Played 14 minutes as the backup point guard at Wyoming, knocking down a trey and adding 2 rebounds, 1 assist and 1 steal ... Played mostly limited action the prior 10 outings after not playing in two games ... Had 1 assist in 4 minutes at CSU ... Played 18 minutes vs. MSU-Billings, adding 6 points and a career-high 4 assists ... Saw 12 minutes on the floor vs. Southern Utah, scoring 5 points ... Scored 5 points in 9 minutes vs. Utah State ... Played 4 minutes vs. Washington State at the Delta Center ... Scored 5 points in 12 minutes in his only start vs. California ... Scored 8 points with 3 rebounds, 3 blocks and 2 steals in season-high 26 minutes vs. Chaminade in BYU's win.

MORE ON BURGESS: Burgess is a 6-foot-3, 190-pound shooting guard who averaged 17.2 points per game during his one year at Snow College (Utah) prior to committing to BYU ... After playing at Snow, he left to serve a two-year mission for the Church of Jesus Christ of Latter-day Saints in Spokane, Wash., returning in May 2004 ... He is an excellent shooter and solid defender ... As a freshman prior to his mission and led the Scenic West Athletic Conference in three-point accuracy in 2001-02, making 49 percent (95-192) of his long range attempts while shooting 53 percent overall from the floor ... He shot 79 percent from the free throw line ... Burgess prepped at Lone Peak High School in Highland, Utah, where he was a first-team all-state athlete in three football, basketball and baseball.

PERSONAL: Born in November 1982, Burgess is a native of Alpine, Utah ... Parents are Andrew and Wealtha Burgess ... He is one of six children ... Two of his current teammates on BYU's team are his first cousins - brothers Joshua and David Burgess ... He served a two-year mission for the Church of Jesus Christ of Latter-day Saints in Spokane, Wash.

Sam Burgess – 2004-05 Game-by-Game

Opponent	Date	GS	Min	TOTAL			3PTS			REBOUNDS			Avg	PF	FO	A	TO	Blk	Stl	Pts	Avg				
				FG	FGA	Pct	3FG	FGA	Pct	FT	FTA	Pct										Off	Def	Tot	
vs North Carolina	11-22-04		15	2	7	.286	0	2	.000	0	0	.000	0	1	1	1.0	4	0	0	2	0	0	4	4.0	
vs Stanford	11-23-04		8	0	3	.000	0	2	.000	0	0	.000	0	1	1	1.0	1	0	1	0	0	0	0	2.0	
vs Chaminade	11-24-04		26	3	11	.273	2	6	.333	0	0	.000	1	2	3	1.7	3	0	0	2	3	2	8	4.0	
CALIFORNIA	11-27-04	*	12	1	5	.200	1	4	.250	3	3	1.000	1	0	1	1.5	3	0	0	1	0	1	6	4.5	
at Utah State	12-01-04		9	1	2	.500	0	0	.000	0	0	.000	0	1	1	1.4	0	0	0	1	0	0	2	4.0	
at USC	12-04-04		DNP - coach's decision																						
BOISE STATE UNIVERSITY	12-08-04		DNP - coach's decision																						
vs Washington State University	12-11-04		4	0	0	.000	0	0	.000	0	0	.000	0	0	0	1.2	1	0	0	1	0	0	0	3.3	
UTAH STATE	12-18-04		9	2	5	.400	1	1	1.000	0	0	.000	0	0	0	1.0	2	0	0	0	0	1	5	3.6	
NORTH CAROLINA STATE	12-21-04		0	0	1	.000	0	1	.000	0	0	.000	0	1	1	1.0	0	0	0	0	0	0	0	3.1	
at Weber State	12-23-04		1	0	0	.000	0	0	.000	0	0	.000	0	0	0	0.9	0	0	0	0	0	0	0	2.8	
SOUTHERN UTAH UNIVERSITY	12-28-04		12	1	4	.250	1	3	.333	2	2	1.000	1	0	1	0.9	4	0	0	1	0	0	5	3.0	
SANTA CLARA	12-31-04		2	0	0	.000	0	0	.000	0	0	.000	0	0	0	0.8	1	0	0	0	0	0	0	2.7	
at Saint Mary's (CA)	01-04-05		6	0	2	.000	0	0	.000	0	0	.000	0	0	0	0.8	0	0	1	1	0	0	0	2.5	
SAN DIEGO STATE	01-08-05		2	0	1	.000	0	1	.000	0	0	.000	0	1	1	0.8	1	0	0	1	0	0	0	2.3	
MONTANA STATE-BILLINGS	01-11-05		18	1	4	.250	1	1	1.000	3	4	.750	1	2	3	0.9	4	0	4	2	0	3	6	2.6	
at Colorado State	1-15-05		4	0	0	.000	0	0	.000	0	0	.000	0	0	0	0.9	1	0	1	0	0	0	0	2.4	
at Wyoming Cowboys	1-17-05		14	1	2	.500	1	2	.500	0	0	.000	0	2	2	0.9	1	0	1	2	0	1	3	2.4	
AIR FORCE	01-22-05		3	0	0	.000	0	0	.000	0	0	.000	0	0	0	0.9	1	0	0	1	0	0	0	2.3	
NEW MEXICO	01-24-05		8	0	2	.000	0	1	.000	0	0	.000	0	1	1	0.9	1	0	1	1	0	0	0	2.2	
Totals			1	153	12	49	245	7	24	292	8	9	889	4	12	16	0.9	28	0	9	16	3	8	39	2.2

CAREER HIGHS:

POINTS: 8 vs. Chaminade (2005)
 FG MADE: 3 vs. Chaminade (2005)
 FG ATT: 11 vs. Chaminade (2005)
 FG%: .500 (1-2) at Utah State, at Wyoming (2005)
 3FG MADE: 2 vs. Chaminade (2005)
 3FG ATT: 6 vs. Chaminade (2005)
 3FG%: 1.000 (1-1) vs. MSU-Billings (2005)
 FT MADE: 3 vs. MSU-Billings, vs. California (2005)
 FT ATT: 4 vs. MSU-Billings (2005)
 FT%: 1.000 (3-3) vs. Cal (2005)
 REB: 3 vs. MSU-Billings, vs. Chaminade (2005)
 ASSISTS: 4 vs. MSU-Billings (2005)
 STEALS: 3 vs. MSU-Billings (2005)
 BLOCKS: 3 vs. Chaminade (2005)
 MINUTES: 26 vs. Chaminade (2005)



JIMMY BALDERSON
 6-6 • 200 • sophomore • guard
 Magrath, Alberta, Canada

NOTING BALDERSON: Started the last three games ... Played 11 minutes vs. UNM without scoring and played a career-high 29 minutes against Air Force, scoring 5 points ... Started at Wyoming, recording 9 points and a season-high 4 rebounds ... Played four minutes at CSU, going 0-4 ... Was perfect from the field against MSU-Billings, going 3-3 and scoring 9 points ... scored 11 points in 14 minutes off the bench on 4-of-5 shooting vs. Southern Utah ... Played less than a minute at Weber State and did not play vs. NC State after starting the prior three games ... shot 2-of-15 from the floor in his three starts ... Recorded a career-high 22 points at USC on 6-12 shooting, including a career-best 5 three-pointers ... Scored 6 points on .500 shooting in 11-minute season debut at Utah State after coming out of redshirt year ... Sat out the first four games planning to redshirt after August return from his two-year LDS Church mission to the Marshall Islands.

MORE ON BALDERSON: Balderson is a 6-foot-6 guard who averaged 4.0 points per game and 1.5 rebounds per game as a freshman at BYU prior to serving a two-year mission for the Church of Jesus Christ of Latter-day Saints ... He returned in August ... A talented scorer, he has excellent range from the three-point arc and has good size. ... He plans to redshirt to allow time to get back into playing condition after his missionary service ... Balderson played in 27 of 30 games as a freshman reserve on BYU's '18-12 team that advanced to the second round of the NIT, logging 8.5 minutes per game while shooting .487 from the floor, .306 (11-of-36) on threes and .657 from the line ... His 48.7 percent shooting from the floor led all BYU perimeter players ... He was seventh on the team in scoring ... He appeared in all 14 league games, averaging 3.6 points and 1.3 rebounds in 8.3 minutes ... He scored double-digit points in three games ... He led BYU in scoring, rebounds and steals with season highs of 19 points, 7 rebounds and 3 steals in BYU's win over Fort Lewis College ... he totaled 14 points and 6 rebounds in a loss at Air Force and scored 11 points with 2 rebounds and a season-high 2 assists in a home win over Southern Utah ... He came off the bench cold in the closing moments of regulation at Pepperdine and promptly hit a three-pointer from the corner as time expired to send the game into overtime ... He scored in 21 of his 27 appearances and grabbed a rebound in 17 outings.

PERSONAL: Born August 1983 in Magrath, Alberta, Canada ... parents are Wes and Lorraine Balderson ... one of seven children, three boys ... oldest brother was Canadian Interuniversity Player of the Year in Canada as shooting guard, while other brother currently plays football at the University of Alberta and little sister Debbie currently plays basketball for Lethbridge Community College ... served a two-year mission for the Church of Jesus Christ of Latter-day Saints in the Marshall Islands speaking Marshallese ... Business Finance major.

Jimmy Balderson – 2004-05 Game-by-Game

Opponent	Date	GS	Min	TOTAL			3PTS	FT	FTA	REBOUNDS					PF	FO	A	TO	Blk	Stl	Pts	Avg			
				FG	FGA	Pct	3FG			FGA	Pct	Pct	Off	Def									Tot	Avg	
vs North Carolina	11-22-04			DNP - planned redshirt																					
vs Stanford	11-23-04			DNP - planned redshirt																					
vs Chaminade	11-24-04			DNP - planned redshirt																					
CALIFORNIA	11-27-04			DNP - planned redshirt																					
at Utah State	12/01/04		11	2	4	.500	1	3	.333	1	2	.500	0	0	0	0.0	0	0	0	1	0	0	6	6.0	
at USC	12/04/04		25	6	12	.500	5	8	.625	5	7	.714	0	1	1	0.5	3	0	4	2	0	0	22	14.0	
BOISE STATE UNIVERSITY	12/06/04	*	18	1	6	.167	1	4	.250	0	0	.000	0	2	2	1.0	0	0	1	0	0	0	3	10.3	
vs Washington State University	12/11/04	*	15	0	4	.000	0	3	.000	0	0	.000	0	0	0	0.8	0	0	0	2	0	0	0	7.8	
UTAH STATE	12/18/04	*	10	1	5	.200	0	2	.000	0	0	.000	0	0	0	0.6	4	0	1	1	0	0	2	6.6	
NORTH CAROLINA STATE	12/21/04			DNP - coach's decision																					
at Weber State	12-23-04		0	0	0	.000	0	0	.000	0	0	.000	0	1	1	0.7	0	0	0	0	0	0	0	5.5	
SOUTHERN UTAH UNIVERSITY	12/28/04		14	4	5	.800	1	1	1.000	2	2	1.000	0	0	0	0.6	2	0	2	1	0	1	11	6.3	
SANTA CLARA	12/31/04		6	0	3	.000	0	1	.000	0	0	.000	0	1	1	0.6	0	0	0	0	0	0	0	5.5	
at Saint Mary's (CA)	01/04/05		6	0	2	.000	0	1	.000	0	0	.000	0	0	0	0.8	0	0	1	1	0	0	0	2.5	
SAN DIEGO STATE	01/08/05		6	1	2	.500	0	1	.000	0	0	.000	0	1	1	0.6	0	0	0	2	0	0	2	5.1	
MONTANA STATE-BILLINGS	01/11/05		16	3	3	1.000	0	0	.000	3	6	.500	0	3	3	0.8	0	0	2	2	0	1	9	5.5	
at Colorado State	1-15-05		4	0	4	.000	0	3	.000	0	0	.000	0	0	0	0.8	1	0	0	0	0	1	0	5.0	
at Wyoming Cowboys	1-17-05	*	23	2	4	.500	1	2	.500	4	6	.667	0	4	4	1.0	4	0	0	0	0	0	9	5.3	
AIR FORCE	01/22/05	*	29	2	5	.400	1	1	1.000	0	0	.000	0	2	2	1.1	1	0	2	1	0	0	5	5.3	
NEW MEXICO	01/24/05	*	11	0	4	.000	0	2	.000	0	0	.000	0	3	3	1.2	1	0	0	2	0	0	0	4.9	
Totals			6	195	23	63	.365	11	32	.344	17	25	.680	0	18	18	1.2	17	0	12	14	0	3	74	4.9
Balderson vs. Utah (2 games, BYU record: 1-1)			0	12.5	3	9	.333	1	3	.333	0	1	.000	1	2	3	1.5	7	1	0	0	0	1	7	3.5


CAREER HIGHS:

POINTS: 22 at USC (2005)
 FG MADE: 8 vs. Fort Lewis (12/12/01)
 FG ATT: 12 at USC (2005)
 FG%: 1.000 (3-3) vs. MSU-Billings (2005)
 3FG MADE: 5 at USC (2005)
 3FG ATT: 8 at USC (2005)
 3FG%: 1.000 (1-1) vs. Air Force (2005)
 FT MADE: 5 at USC (2005)
 FT ATT: 7 at USC (2005)
 FT%: 1.000 (4-4) at AFA UNLV (2001-02)
 REB: 7 vs. Fort Lewis (12/12/01)
 ASSTS: 4 at USC (2005)
 STEALS: 3 vs. Fort Lewis (12/12/01)
 BLOCKS: 1 at Wyoming (2/28/02)
 MIN: 29 vs Air Force (2005)

BALDERSON PRIOR YEAR TOTALS

YEAR	GP	GS	MIN	AVG	FG	FGA	PCT	3FG	FGA	PCT	FT	FTA	PCT	OFF	DEF	TOT	AVG	PF	FO	A	AVG	TO	BLK	STL	PTS	AVG
2001-02	27	0	229	8.5	37	76	.487	11	36	.306	23	35	.657	11	30	41	1.5	21	1	12	0.4	15	1	9	108	4.0





GARNER MEADS
 6-8 • 225 • sophomore • forward
 Salt Lake City, Utah

NOTING MEADS: Averages 4.6 rebounds, third on the team ... Played 3 minutes off the bench vs. New Mexico after started against Air Force, scoring 6 points on 3-6 shooting in 27 minutes ... Recorded 3 points and 2 rebounds in 12 minutes at Wyoming ... Had 4 points and 4 rebounds in 18 minutes off the bench at CSU ... In his first start since Dec. 18, Meads recorded a career-high 11 rebounds against MSU-Billings ... Scored 5 points and grabbed 6 rebounds in 12 minutes vs. SDSU after missing the prior three games with a foot injury ... He missed two games earlier with an injured ankle ... After returning from the injured ankle, he had scored more than 4 points in a game only once (10 points at USC) in six outings before scoring 10 points at Weber State in his last action prior to his recent foot injury ... shared team-high honors with 6 rebounds at Weber State ... Had 10 rebounds and two assists against Washington State ... also dished out a career-high two

assists against Boise State, adding four points and three rebounds in 14 minutes ... Recorded a season-high 10 points with eight rebounds at USC ... Returned from injury at Utah State on Dec. 1, posting two blocked shots in 18 minutes ... Started the first two games but had to sit out the next two games after injuring his ankle against Stanford ... Averaged 5.5 points and team-best 7.0 rebounds over first two games.

MORE ON MEADS: Meads started 18 games, including 16 of the last 17 games, as a redshirt freshman in 2003-04 and showed promise of his abilities despite playing with injuries throughout much the year ... A heavily recruited McDonald's High School All-American, Meads entered his first year with BYU in 2000-01 after selecting the Cougars over Stanford and Utah, but suffered a punctured-lung injury the first week of practice and ended up deciding to red-shirt ... He left to serve a two-year LDS Church mission at the semester, splitting his redshirt season between the fall of 2000 and the winter of 2003 ... He is an outstanding student-athlete who will be looked to as a leader on and off the floor ... He can bang inside but also has a nice mid-range game and should be a key player for the Cougars as a sophomore ... Overall last year, he appeared in 29 of 30 games, averaging 4.2 points and 2.9 rebounds while shooting .540 from the floor and .644 from the line in 16 minutes per game ... He shot 59 percent in league games, which would have rated second among MWC players but he hadn't taken the minimum three shots per game ... He had four double-figure scoring games and one double-digit rebounding outing ... He played a career-best 34 minutes vs. SDSU, scoring a personal-best 19 points on 7-of-11 shooting, including an aggressive one-handed slam through traffic in transition, and added 8 rebounds. ... He recorded a double-double with 13 points and a season-best 10 rebounds vs. Wyoming in Provo, going 6-for-9 from the floor in 26 minutes ... He played well in BYU's upset over nationally ranked and eventual Final Four participant Oklahoma State with 7 rebounds, including a key offensive rebound, and 6 points while playing 26 minutes.

PERSONAL: Born September 1981 in Salt Lake City ... parents are Garner and LeeAnn Meads ... has three sisters and two brothers ... enjoys playing the piano, cars, Sony PlayStation, swimming, water skiing and snow skiing ... was the student body historian at Brighton High his senior year and class vice president as a sophomore ... exercise science major with a business minor.

Garner Meads – 2004-05 Game-by-Game

Opponent	Date	GS	Min	TOTAL			3PTS			REBOUNDS			PF	FO	A	TO	Blk	Stl	Pts	Avg					
				FG	FGA	Pct	3FG	FGA	Pct	FT	FTA	Pct									Off	Def	Tot		
vs North Carolina	11-22-04	*	22	1	6	.167	0	0	.000	0	0	.000	3	6	9	9.0	3	0	1	4	1	2	2	2.0	
vs Stanford	11-23-04	*	22	3	7	.429	0	0	.000	3	3	1.000	2	3	5	7.0	4	0	0	3	1	0	9	5.5	
vs Charminade	11-24-04																								
CALIFORNIA	11-27-04																								
at Utah State	12/01/04	*	18	0	2	.000	0	0	.000	0	0	.000	1	1	2	5.3	3	0	0	3	2	0	0	3.7	
at USC	12/04/04	*	24	4	6	.667	0	0	.000	2	6	.333	5	3	8	6.0	3	0	1	1	0	1	10	5.3	
BOISE STATE UNIVERSITY	12/08/04	*	14	1	1	1.000	0	0	.000	2	2	1.000	0	3	3	5.4	4	0	2	1	0	0	4	5.0	
vs Washington State University	12/11/04	*	28	0	2	.000	0	0	.000	2	2	1.000	1	9	10	6.2	2	0	2	2	0	0	2	4.5	
UTAH STATE	12/18/04	*	23	2	5	.400	0	0	.000	0	0	.000	0	1	1	5.4	5	1	1	0	1	1	4	4.4	
NORTH CAROLINA STATE	12/21/04		15	1	3	.333	0	0	.000	2	2	1.000	1	0	1	4.9	2	0	0	0	0	1	4	4.4	
at Weber State	12-23-04		27	3	6	.500	0	1	.000	4	4	1.000	0	6	6	5.0	3	0	0	2	0	0	10	5.0	
SOUTHERN UTAH UNIVERSITY	12/28/04																								
SANTA CLARA	12/31/04																								
at Saint Mary's (CA)	01/04/05																								
SAN DIEGO STATE	01/08/05		12	2	3	.667	0	0	.000	1	2	.500	2	4	6	5.1	2	0	2	0	0	0	5	5.0	
MONTANA STATE-BILLINGS	01/11/05	*	21	3	7	.429	0	0	.000	1	2	.500	4	7	11	5.6	1	0	1	1	0	0	7	5.2	
at Colorado State	1-15-05		18	2	9	.222	0	0	.000	0	0	.000	2	2	4	5.5	2	0	0	0	0	1	4	5.1	
at Wyoming Cowboys	1-17-05		12	1	2	.500	0	0	.000	1	2	.500	0	2	2	5.2	2	0	0	2	0	1	3	4.9	
AIR FORCE	01/22/05	*	27	3	6	.500	0	0	.000	0	2	.000	0	1	1	4.9	1	0	0	1	0	0	6	5.0	
NEW MEXICO	01/24/05		3	0	0	.000	0	0	.000	0	0	.000	0	0	0	4.6	0	0	1	0	0	0	0	4.7	
Totals			9	286	26	65	.400	0	1	.000	18	27	.667	21	48	69	4.6	37	1	9	22	5	7	70	4.7
Meads vs. Utah (3 games, BYU record: 1-2)			3	19.3	5	10	.500	0	1	.000	4	6	.667	5	5	10	3.3	6	0	1	6	5	4	14	4.7


CAREER HIGHS:

POINTS: 19 vs. SDSU (2004)
 FG MADE: 7 vs. SDSU (2004)
 FG ATT: 11 vs. SDSU (2004)
 FG%: .667 (6-9) vs. Wyoming (2004), at USC (2005)
 3FG MADE: -
 3FG ATT: 1 at Utah (2004), at Weber St. (2005)
 3FG%: .000 (0-1) at Utah (2004)
 FT MADE: 5 vs. Weber St., vs. SDSU (2004)
 FT ATT: 6 vs. Weber St. (2004), at USC (2005)
 FT %: 1.000 (5-5) vs. SDSU (2004)
 REB: 11 vs. MSU-Billings (2005)
 ASSISTS: 2 vs. Washington State, vs. Boise State (2005)
 STEALS: 2 at Wyoming, vs. Utah (2004), vs. UNC (2005)
 BLOCKS: 2 vs. Utah in Provo, vs. Utah at MWC (2004), at Utah State (2005)
 MINUTES: 34 vs. SDSU (2004)

MEADS PRIOR YEARS' STATS

YEAR	GP	GS	MIN	AVG	FG	FGA	PCT	3FG	FGA	PCT	FT	FTA	PCT	OFF	DEF	TOT	AVG	PF	FO	A	AVG	TO	BLK	STL	PTS	AVG
2003-04	29	18	465	16.0	47	87	.540	0	1	.000	29	45	.644	35	48	83	2.9	73	2	9	0.3	28	12	11	123	4.2





DEREK DAWES
 6-11 • 275 • sophomore • center
 Salt Lake City, Utah

NOTING DAWES: Second on the team with 4.9 rebounds per game ... Recorded first career double-double with 14 points and 10 rebounds in win over New Mexico ... Against the Lobos, he set career bests of 14 points, 6-of-7 (.857) shooting, and 4 blocks while tying career marks of 10 rebounds, 2 assists and 1 steal (made his steal after his only miss of the game to regain a Cougar possession) ... Grabbed one rebound and one block in 11 minutes vs. Air Force ... Scored a career-high 11 points at Wyoming off the bench ... Saw limited action the prior three games, not playing vs. MSU-Billings, due to a shoulder injury suffered at Saint Mary's ... Played 12 minutes at CSU with 2 rebounds and logged 8 minutes vs. SDSU with 3 rebounds ... Made fourth start at Saint Mary's, logging career-most 34 minutes ... He set personal bests of 4-for-6 shooting and tied his career-high 10 rebounds, while adding 9 points vs. the Gaels ... He fouled out vs. Santa Clara, playing 18 minutes with 5 points and 5 rebounds ... Was one rebound shy of a double-double against Southern Utah tying career-high 10 points with nine rebounds in 18 minutes, while adding 2 blocks and 1 steal ... Took a career-most 11 FT attempts vs. SUU

... Made his second start of the season at Weber State, scoring 7 points while attempting a career-most 8 shots ... Scored 5 points with 3 rebounds in 18 minutes vs. NC State ... Despite having to play with a broken thumb, he made his first start of the season vs. Utah State with regular starter Jared Jensen ill with food poisoning (Dawes had 4 rebounds in 14 minutes) ... Played 25 minutes against Washington State, contributing 6 points and 7 rebounds ... Tied his season-high with 10 points, including a career-best 6-7 (.857) from the free-throw line, in 20 minutes at USC ... Had 4 points, career-best 3 blocks and 8 rebounds in 19 minutes vs California ... Seeing the first playing time since his freshman year in 2000-01, he achieved career-high totals of 10 points (vs. Chaminade) and 10 rebounds (vs. Stanford) during the Maui Invitational, averaging 5.0 ppg, 5.3 rpg during the three games coming off the bench.

MORE ON DAWES: Dawes was a redshirt in 2003-04 after returning from a two-year LDS Church mission in August ... One of the most sought-after centers in the West out of Cottonwood High School (Salt Lake City), where he averaged 19 points, 14 rebounds and 8 blocked shots per game his senior year ... He appeared in 23 of 33 games, with one start, as a freshman on BYU's 24-9 2001 MWC Championship team before leaving to serve a two-year mission ... He redshirted last year ... He is an active player who runs the floor well, is a good free-throw shooter and has range to the three-point arc ... He has good shot blocking ability ... He averaged 1.1 points and 2.0 rebounds in 6.7 minutes per game as a freshman ... shared team-high honors with a season-best 7 rebounds in season-opening win over Elon College, also adding a season-high 6 points on 3-5 shooting in 12 minutes ... Grabbed a rebound in 20 of 23 appearances despite some limited minutes.

PERSONAL: Born October 1981 in Salt Lake City ... parents are Larry and Susan Dawes ... has two younger siblings, Cassidy 21 and Kelsey 16 ... is an Eagle scout ... graduated from Cottonwood High School ... served two-year mission for the Church of Jesus Christ of Latter-day Saints in New Hampshire ... recruited by Ohio State, Arizona State, Florida and San Diego State ... pre-communications major.

Derek Dawes – 2004-05 Game-by-Game

Opponent	Date	GS	Min	TOTAL			3PTS			REBOUNDS			PF	FO	A	TO	Blk	Stl	Pts	Avg				
				FG	FGA	Pct	3FG	FGA	Pct	FT	FTA	Pct									Off	Def	Tot	
vs North Carolina	11-22-04	3	0	0	.000	0	0	.000	1	2	.500	0	0	0	0	0	1	0	0	1	10			
vs Stanford	11-23-04	16	2	4	.500	0	0	.000	0	0	.000	3	7	10	5.0	4	0	1	0	0	4	2.5		
vs Chaminade	11-24-04	19	4	7	.571	0	0	.000	2	2	1.000	0	6	6	5.3	1	0	1	2	1	10	5.0		
CALIFORNIA	11-27-04	19	2	7	.286	0	0	.000	0	0	.000	4	4	8	6.0	1	0	0	2	3	0	4	4.8	
at Utah State	12/01/04	10	0	0	.000	0	0	.000	0	2	.000	1	1	2	5.2	1	0	0	0	0	0	3.8		
at USC	12/04/04	20	2	4	.500	0	0	.000	6	7	.857	3	2	5	5.2	2	0	1	1	1	0	10	4.8	
BOISE STATE UNIVERSITY	12/08/04	14	1	3	.333	0	0	.000	0	1	.000	0	3	3	4.9	2	0	0	2	1	0	2	4.4	
vs Washington State University	12/11/04	25	1	1	1.000	0	0	.000	4	7	.571	3	4	7	5.1	1	0	1	1	2	0	6	4.6	
UTAH STATE	12/18/04	*	14	0	2	.000	0	0	.000	0	0	.000	0	4	5.0	3	0	0	2	1	0	0	4.1	
NORTH CAROLINA STATE	12/21/04	18	2	3	.667	0	0	.000	1	1	1.000	0	3	3	4.8	1	0	0	1	0	0	5	4.2	
at Weber State	12-23-04	* 23	3	8	.375	0	0	.000	1	1	1.000	0	2	2	4.5	3	0	1	0	1	0	7	4.5	
SOUTHERN UTAH UNIVERSITY	12/28/04	18	2	6	.333	0	0	.000	6	11	.545	3	6	9	4.9	0	0	1	2	2	1	10	4.9	
SANTA CLARA	12/31/04	* 18	1	1	1.000	0	0	.000	3	3	1.000	0	5	5	4.9	5	1	1	1	1	0	5	4.9	
at Saint Mary's (CA)	01/04/05	* 34	4	6	.667	0	0	.000	1	1	1.000	3	7	10	5.3	2	0	0	3	0	0	9	5.2	
SAN DIEGO STATE	01/08/05	8	0	2	.000	0	0	.000	0	0	.000	2	1	3	5.1	2	0	0	0	0	0	0	4.9	
MONTANA STATE-BILLINGS	01/11/05	DNP - Injury																						
at Colorado State	1-15-05	12	1	4	.250	0	0	.000	0	0	.000	2	0	2	4.9	4	0	0	4	0	0	2	4.7	
at Wyoming Cowboys	1-17-05	23	4	9	.444	0	0	.000	3	5	.600	3	0	3	4.8	0	0	1	2	0	11	5.1		
AIR FORCE	01/22/05	11	0	1	.000	0	0	.000	0	0	.000	0	1	1	4.6	0	0	0	0	1	0	0	4.8	
NEW MEXICO	01/24/05	* 32	6	7	.857	0	0	.000	2	2	1.000	4	6	10	4.9	4	0	2	1	4	1	14	5.3	
Totals		5	337	35	75	.467	0	0	.000	30	45	.667	31	62	93	4.9	36	1	7	25	20	3	100	5.3
Dawes vs. Utah (1 game, BYU record: 0-1)		0	15.0	1	1	1.000	0	0	.000	1	2	.500	0	1	1	1.0	1	0	0	0	0	0	3	3.0

CAREER HIGHS:

POINTS: 14 vs. New Mexico (2005)
FG MADE: 6 vs. New Mexico (2005)
FG ATT: 9 at Wyoming (2005)
FG %: .857 (6-7) vs. New Mexico (2005)
3FG MADE:
3FG ATT: -
3FG %: -
FT MADE: 6 at USC, vs. Southern Utah (2005)
FT ATT: 11 vs. SUU (2005)
FT %: .857 (6-7) at USC (2005)
REB: 10 vs. Stanford, at Saint Mary's, vs. New Mexico (2005)
ASSISTS: 2 vs Wyoming (2001), vs. New Mexico (2005)
STEALS: 1 vs San Diego St. (2001), vs. Chaminade, vs. SUU, vs. UNM (2005)
BLOCKS: 4 vs. UNM (2005)
MINUTES: 34 at Saint Mary's (2005)

DAWES PRIOR YEARS' STATS

YEAR	GP	GS	MIN	AVG	FG	FGA	PCT	3FG	FGA	PCT	FT	FTA	PCT	OFF	DEF	TOT	AVG	PF	FO	A	AVG	TO	BLK	STL	PTS	AVG
2000-01	23	1	155	6.7	8	22	.364	0	0	.000	10	15	.667	19	27	46	2.0	25	0	2	0.1	9	8	1	26	1.1





JARED JENSEN
 6-9 • 250 • senior • forward/center
 West Haven, Utah

NOTING JENSEN: Has made 39 of his last 60 field goal attempts (.650) and has made 26 of his last 27 free throws ... On the season he leads the team in both categories, shooting .574 from the floor and .875 from the line ... Tied for third on the team averaging 9.1 points per game ... BYU is 5-1 this year when he takes at least 8 shots in a game ... Did not play by coach's decision for the first time in his career vs. New Mexico (missed three games as a junior due to injury) ... Played limited minutes at Air Force, grabbing three rebounds and two points ... Had 4 points and 4 rebounds at Wyoming ... One point shy of a double-double at CSU while tying career-high 10 rebounds ... Led the team with 16 points against MSU-Billings and recorded 7 rebounds ... also grabbed 7 rebounds in two prior games vs. San Diego State and at Saint Mary's ... In the first 12 games of the season, he averaged 3.2 rebounds but over the last five games he is averaging 7.2 rebounds per game ... Scored career-high 23 points, going 7-of-9 from the floor and a career-best 9-for-9 (9 FTs also tied career-most) at the line, while tying a season-high 5 rebounds vs. Santa Clara ... Totaled 16 points at Weber State while setting new career marks in field goals made (8) and attempted (11) - also tying his career-high with 3 assists ... Scored

14 points vs. NC State playing a career-high 35 minutes after scoring a combined 4 points in the previous two games ... Did not start against Utah State due to illness (food poisoning) but played 10 minutes going 2-2 from the floor ... Recorded 13 points, going 7-8 from the free throw line, while posting five rebounds against Boise State ... Scored 12 points in 34 minutes vs. Cal ... Averaged team-leading 11.7 points at the Maui Invitational ... Led all players at the Maui Invitational with a .864 shooting percentage, going 13-of-19 from the floor in three games.

MORE ON JENSEN: Jensen is an all-conference candidate who will play a much larger role as a senior with the departure of NBA lottery pick Rafael Araujo ... Jensen has played power forward much of the past two years with Araujo in the lineup but Jensen now has the opportunity to return to his more natural position at center ... He made 58 starts over his first three seasons ... Jensen earned All-MWC honorable mention in 2002-03 and MWC Co-Freshman of the Year honors in 2001-02 when he finished first in the Mountain West Conference with a team-leading 59.1 field goal percentage (sixth single-season best percentage in school history) ... A talented offensive player in the low-post, he can receive almost any entry pass with exceptionally soft hands ... He came to the Cougars as the most prized high school recruit from the state of Utah, earning the 2001 Deseret News Mr. Basketball Award, scoring 25.8 points and pulling down 13 rebounds per game at Fremont High School ... A smart player with a total understanding of the BYU's defensive scheme, he also finishes well when given the opportunity, shooting 58 percent from the floor over his first three seasons ... Last year Jensen appeared in 27 of 30 games, with 8 starts, and averaged 3.8 points and 2.1 rebounds while shooting .536 from the floor and .724 from the line in 12.1 minutes per game ... After missing three games - all BYU losses - due to a back sprain he suffered against Wyoming in Provo, Jensen returned and BYU went on a nine-game winning streak to finish the regular season with a second-place MWC placement ... The depth and defense he provided in the post was not always evident on a stat sheet but was demonstrated as BYU went 10-1 in MWC games with Jensen suited up and 0-3 without him ... He went 14-17 (.824) from the line in MWC games ... He missed the first game of his career at Air Force after playing in 78 straight games for BYU ... In part due to injury, he saw more limited playing time as a junior, logging more than 20 minutes in a game only three times after averaging 20 minutes or better his first two years.

PERSONAL: Born March 1983 in Ogden, Utah ... parents are Arnold and Ruth Jensen ... married Shaylee P. Jensen in April 2004 in the Logan Temple ... started as a young child playing basketball with his parents ... recruited by Stanford, Utah, Weber State ... construction management major:

Jared Jensen - 2004-05 Game-by-Game

Opponent	Date	GS	Min	FG	FGA	Pct	3FG	FGA	Pct	FT	FTA	Pct	Off	Def	Tot	Avg	PF	FO	A	TO	Blk	Stl	Pts	Avg	
vs North Carolina	11-22-04	*	26	3	4	.750	0	0	.000	2	3	.667	0	3	3	3.0	4	0	1	1	0	1	8	8.0	
vs Stanford	11-23-04	*	24	4	7	.571	0	0	.000	3	5	.600	1	1	2	2.5	2	0	0	2	0	1	11	9.5	
vs Chamaineade	11-24-04	*	25	6	8	.750	0	0	.000	4	4	1.000	4	1	5	3.3	4	0	0	3	0	0	16	11.7	
CALIFORNIA	11/27/04	*	34	4	10	.400	0	0	.000	4	5	.800	2	0	2	3.0	4	0	2	0	0	1	12	11.8	
at Utah State	12/01/04	*	32	3	6	.500	0	0	.000	2	2	1.000	0	4	4	3.2	4	0	1	0	0	2	8	11.0	
at USC	12/04/04	*	16	1	3	.333	0	0	.000	1	1	1.000	2	3	5	3.5	0	0	0	3	0	0	3	9.7	
BOISE STATE UNIVERSITY	12/08/04	*	25	3	9	.333	0	0	.000	7	8	.875	2	3	5	3.7	1	0	1	0	0	2	13	10.1	
vs Washington State University	12/11/04	*	6	0	1	.000	0	0	.000	0	0	.000	0	0	0	3.3	0	0	0	1	0	1	0	8.9	
UTAH STATE	12/18/04	*	10	2	2	1.000	0	0	.000	0	1	.000	1	0	1	3.0	1	0	0	1	0	1	4	8.3	
NORTH CAROLINA STATE	12/21/04	*	35	4	6	.667	0	0	.000	6	6	1.000	1	2	3	3.0	3	0	0	3	0	0	14	8.9	
at Weber State	12-23-04	*	27	8	11	.727	0	0	.000	0	0	.000	2	3	5	3.2	4	0	3	0	0	0	16	9.5	
SOUTHERN UTAH UNIVERSITY	12/28/04	*	20	1	2	.500	0	0	.000	0	0	.000	0	3	3	3.2	3	0	0	2	0	0	2	8.9	
SANTA CLARA	12/31/04	*	34	7	9	.778	0	0	.000	9	9	1.000	3	2	5	3.3	4	0	1	3	0	0	23	10.0	
at Saint Mary's (CA)	01/04/05	*	25	1	3	.333	0	0	.000	0	0	.000	2	5	7	3.6	3	0	1	7	1	0	2	9.4	
SAN DIEGO STATE	01/08/05	*	31	3	4	.750	0	0	.000	4	4	1.000	4	3	7	3.8	1	0	0	1	0	1	10	9.5	
MONTANA STATE-BILLINGS	01/11/05	*	17	6	9	.667	0	0	.000	4	4	1.000	3	4	7	4.0	3	0	1	0	1	0	16	9.9	
at Colorado State	1-15-05	*	31	3	5	.600	0	0	.000	3	4	.750	3	7	10	4.4	4	0	0	1	1	1	9	9.8	
at Wyoming Cowboys	1-17-05	*	26	2	7	.286	0	0	.000	0	0	.000	2	2	4	4.3	4	0	1	1	1	0	4	9.5	
AIR FORCE	01/22/05	*	11	1	2	.500	0	0	.000	0	0	.000	1	2	3	4.3	0	0	0	0	0	0	2	9.1	
NEW MEXICO	01/24/05	DNP	- coaches decision																						
Totals			18	455	62	108	.574	0	0	.000	49	56	.875	33	48	81	4.3	49	0	11	29	4	11	173	9.1
Jensen vs. Utah (6 games, BYU record 2-4)			3	11.5	10	17	.588	0	0	.000	7	8	.875	9	5	14	2.3	13	0	1	4	1	2	27	4.5

CAREER HIGHS:

POINTS: 23 vs. Santa Clara (2005)

FG MADE: 8 at Weber State (2005)

FG ATT: 11 at Weber State(2005)

FG%: 1.000 (6-6) vs. Rice

3FG MADE: -

3FG ATT: -

3FG%: -

FT MADE: 9 vs. SDSU, vs. Santa Clara(2005)

FT ATT: 12 vs. SDSU

FT %: 1.000 (9-9) vs. Santa Clara (2005)

REB: 10 (4 times) last at CSU (2005)

ASSISTS: 3 at San Diego State, at Weber St (2005)

STEALS: 2 (7 times) last vs. Boise State (2005)

BLOCKS: 2 (four times)

MINUTES: 35 vs. NC State (2005)

JENSEN PRIOR YEARS' STATS

YEAR	GP	GS	MIN	AVG	FG	FGA	PCT	3FG	FGA	PCT	FT	FTA	PCT	OFF	DEF	TOT	AVG	PF	FO	A	AVG	TO	BLK	STL	PTS	AVG
2001-02	30	25	599	20.0	88	149	.591	0	0	.000	82	97	.845	50	56	106	3.5	73	3	6	0.2	27	13	18	258	8.6
2002-03	32	25	693	21.7	81	141	.574	0	0	.000	77	96	.802	39	66	105	3.3	99	6	14	0.4	32	9	8	239	7.5
2003-04	27	8	328	12.1	30	56	.536	0	0	.000	42	58	.724	20	38	58	2.1	58	1	5	0.2	24	8	2	102	3.8
3-Year Totals	89	58	1620	18.2	199	346	.575	0	0	.000	201	251	.801	109	160	269	3.0	230	10	25	0.3	83	30	28	599	6.8





CHRIS MILES
6-11 • 235 • freshman • forward
Provo, Utah

NOTING MILES: Played 7 minutes vs. New Mexico after not playing against Air Force ... Earned his fourth career start at Wyoming, but played only 3 minutes ... Started and grabbed a career-best 7 rebounds, including a personal-high 5 offensive boards, to go along with 8 points in 19 minutes at CSU ... Assisting in holding CSU's leading scorer Matt Nelson to just 11 points ... Recorded 7 points, 3 rebounds, a block and a steal in 16 minutes vs. MSU-Billings ... With Derek Dawes slowed by injuries, Miles made his second start vs. San Diego State, playing a career-most 25 minutes ... Had 8 points and tied career-high 5 rebounds but suffered 4-for-12 shooting ... Had tough outing at Saint Mary's, going 0-5 from the floor with 2 rebounds in 15 minutes ... Had career marks against Santa Clara of 12 points, 4 FG, 4 FT, 4 FTA and tied career-bests of 3 assists and 3 blocks while adding 3 rebounds in 17 minutes ... Played 14 minutes vs. Southern Utah, dishing out career-best 3 assists ... Made his first start, playing 14 minutes with 2 rebounds vs. NC State ... Logged

career-best 22 minutes vs. Utah State while equaling a career-high 5 rebounds with a personal-best 3 blocks ... Recorded 2 blocks in 6 minutes against Boise State ... Contributed a career-high 4 points on 2-4 shooting in 8 minutes at USC, highlighted by taking a steal the length of the court for a slam dunk ... Played 18 minutes with 2 points, 1 rebound and 1 blocked shot vs. California ... Grabbed 5 rebounds in 7 minutes vs. North Carolina ... played only one minute vs. Chaminade, making both his free throw attempts to score his first points as a Cougar.

MORE ON MILES: Miles is Utah's two-time reigning 4A State MVP out of Timpview High School in Provo ... He was ranked as high as the No. 2 post player in the West ... He is an excellent shot-blocker and defender who runs the floor well ... He has worked hard during the summer and has the ability to be a significant contributor ... He averaged 14.9 points, 8.0 rebounds and 4.5 blocks for the Thunderbirds as a senior ... The repeat Deseret News 4A MVP finished his career at Timpview with nearly 300 blocks, second all-time in the Utah High School record book to former BYU and current NBA center Shawn Bradley.

PERSONAL: Miles is a native of Provo, Utah ...He was invited to the NBA Players Camp during the summer of 2003, where he was rated No. 47 among the nation's top high school players ... He was ranked as high as the No. 2 post player in the West ... Gonzaga, Utah State, Utah, Kansas, Oregon State, Connecticut, UCLA, Wyoming and Texas Tech also recruited Miles.

Chris Miles – 2004-05 Game-by-Game

Opponent	Date	GS	Min	TOTAL			3-PTS			REBOUNDS					Avg	PF	FO	A	TO	Blk	Stl	Pts	Avg	
				FG	FGA	Pct	3FG	FGA	Pct	FT	FTA	Pct	Off	Def										Tot
vs North Carolina	11-22-04	7	0	1	.000	0	0	.000	0	0	0	0	0	0	0	0	0	0	0	0	0	0	0.0	
vs. Stanford	11-23-04	DNP - coach's decision																						
vs Chaminade	11-24-04	1	0	0	.000	0	0	.000	2	2	1.000	0	0	0	2.5	0	0	0	0	0	2	1.0		
CALIFORNIA	11-27-04	18	1	3	.333	0	0	.000	0	0	.000	0	1	1	2.0	0	0	0	1	1	0	2	1.3at	
Utah State	12/01/04	2	0	0	.000	0	0	.000	0	0	.000	0	1	1	1.8	0	0	0	0	0	0	0	1.0	
at USC	12/04/04	8	2	4	.500	0	0	.000	0	0	.000	1	1	2	1.8	1	0	0	0	0	1	4	1.6	
BOISE STATE UNIVERSITY	12/08/04	6	1	1	1.000	0	0	.000	0	0	.000	0	1	1	1.7	1	0	0	2	2	1	2	1.7	
vs Washington State University	12/11/04	9	1	1	1.000	0	0	.000	0	0	.000	1	1	2	1.7	1	0	1	1	0	0	2	1.7	
UTAH STATE	12/18/04	22	0	0	.000	0	0	.000	0	0	.000	2	3	5	2.1	3	0	0	0	3	0	0	1.5	
NORTH CAROLINA STATE	12/21/04	* 14	0	1	.000	0	0	.000	0	0	.000	0	2	2	2.1	2	0	0	2	1	0	0	1.3	
at Weber State	12-23-04	3	0	0	.000	0	0	.000	0	0	.000	0	0	0	1.9	2	0	0	0	0	0	0	1.2	
SOUTHERN UTAH UNIVERSITY	12/28/04	14	0	1	.000	0	0	.000	0	0	.000	0	1	1	1.8	2	0	3	0	0	0	0	1.1	
SANTA CLARA	12/31/04	17	4	7	.571	0	0	.000	4	4	1.000	2	1	3	1.9	4	0	3	0	3	0	12	2.0	
at Saint Mary's (CA)	01/04/05	15	0	5	.000	0	0	.000	0	0	.000	0	2	2	1.9	4	0	0	0	1	1	0	1.8	
SAN DIEGO STATE	01/08/05	* 25	4	12	.333	0	0	.000	0	0	.000	3	2	5	2.1	2	0	0	1	1	0	8	2.3	
MONTANA STATE-BILLINGS	01/11/05	16	3	10	.300	0	0	.000	1	2	.500	2	1	3	2.2	1	0	2	0	1	1	7	2.6	
at Colorado State	1-15-05	* 19	3	6	.500	0	0	.000	2	2	1.000	5	2	7	2.5	4	0	1	0	1	0	8	2.9	
at Wyoming Cowboys	1-17-05	* 3	0	2	.000	0	0	.000	0	0	.000	0	0	0	2.4	2	0	0	0	0	0	0	2.8	
AIR FORCE	1-22-05	DNP - coach's decision																						
NEW MEXICO	01/24/05	7	0	0	.000	0	0	.000	0	0	.000	0	1	1	2.3	1	0	0	2	0	0	0	2.6	
Totals		4	206	19	54	.352	0	0	.000	9	10	.900	19	22	41	2.3	31	0	10	10	15	4	47	2.6

CAREER HIGHS:

POINTS: 12 vs. Santa Clara (2005)
 FG MADE: 4 vs. Santa Clara, vs. SDSU (2005)
 FG ATT: 12 vs. SDSU (2005)
 FG %: .571 (4-7) vs. Santa Clara (2005)
 3FG MADE: -
 3FG ATT: -
 3FG %: -
 FT MADE: 4 vs. Santa Clara (2005)
 FT ATT: 4 vs. Santa Clara (2005)
 FT %: 1.000 (4-4) vs. Santa Clara (2005)
 REB: 7 at CSU (2005)
 ASSISTS: 3 vs. Southern Utah, vs. Santa Clara (2005)
 STEALS: 1 (4 times) last vs. MSU-Billings (2005)
 BLOCKS: 3 vs. Utah State, vs. Santa Clara (2005)
 MINUTES: 25 vs. SDSU (2005)

5 PLAYERS SCORE IN DOUBLE FIGURES

12/28/04 vs. Southern Utah Ainge (14),
Rose (14), Hall (12), Balderson (11), Dawes (10)

6 PLAYERS SCORE IN DOUBLE FIGURES

1/11/05 vs. MSU-Billings 110-70 W, Jensen 16, Hall 14,
Rose 14, Ainge 10, Nashif 10, Young 10

A PLAYER RECORD A DOUBLE-DOUBLE

1/24/05 vs. New Mexico
Derek Dawes, 14 points, 10 rebounds

TWO PLAYERS RECORD A DOUBLE-DOUBLE

1/23/99 vs. CS Northridge
Mark Bigelow 23 points, 11 rebounds
Nathan Cooper 15 points, 10 rebounds

TWO DOUBLE-DIGIT REBOUNDS

12/30/03 at Santa Clara [Cable Car Classic]
Rafael Araujo-12, Jake Shoff-12

SIX PLAYERS HAD 5 OR MORE REBOUNDS

1/8/05 vs. San Diego State, Jensen-7, Hall-6, Rose-6,
Meads-6, Ainge-6, Miles-5

FIVE PLAYERS HAD 6 OR MORE REBOUNDS

1/8/05 vs. San Diego State, Jensen-7, Hall-6, Rose-6,
Meads-6, Ainge-6

TWO PLAYERS FOULED OUT

2/23/04 vs. Air Force
Hall, Shoff

THREE OR MORE PLAYERS FOULED OUT

12/30/03 at Santa Clara [Cable Car Classic]
Araujo, Jensen, Shoff

A PLAYER EJECTED FROM THE GAME

11/23/02 vs. Kansas State
Travis Hansen (2 technical fouls)

A BYU PLAYER RECEIVED A TECHNICAL FOUL

1/4/05 at Saint Mary's (hang on rim) - Chris Miles

A BYU COACH RECEIVED A TECHNICAL FOUL

3/3/03 at UNM - Steve Cleveland

AN OPPONENT COACH RECEIVED A TECHNICAL FOUL

12/13/03 vs USC - USC coach Henry Bibby

AN OPPONENT PLAYER RECEIVED A TECHNICAL FOUL

1/22/05 vs. Air Force - Jacob Burtschi

AT LEAST TWO PLAYERS SCORED 20+ POINTS

12/31/04 vs. Santa Clara
Mike Rose-26, Jared Jensen-23

THREE PLAYERS SCORED 20+ POINTS

1/16/03 vs. UNLV Rafael Araujo-22
Mark Bigelow-21; Travis Hansen-20

FOUR PLAYERS SCORED 20+ POINTS

1/13/79 vs. UNM D. Ainge-27; Scott Runia-25;
Devin Durrant-20; Alan Taylor-20.

TWO PLAYERS SCORED 25+ POINTS

3/1/01 at New Mexico
Terrell Lyday-26; Mekeli Wesley-25

A PLAYER SCORED 30+ POINTS

12/06/03 vs. Oklahoma State (at Delta Center)
Rafael Araujo-32

PLAYER ATTEMPTED 20 OR MORE FIELD GOALS

3/20/03 21, Travis Hansen vs. Connecticut (8-21)

A PLAYER WITH 5 STEALS

2/9/04 vs. SDSU - Mike Hall

A PLAYER HAD DOUBLE-DIGIT ASSISTS

12/4/04 at USC
Terry Nashif - 10

A PLAYER MADE DOUBLE-DIGIT FREE THROWS

2/7/04 vs. UNLV
Mike Hall - 10-of-10

A PLAYER 100% AT FT LINE (MIN. 8 ATTS)

1/8/05 vs. SDSU - Mike Hall (8-8)

A PLAYER 100% FROM FLOOR (MIN. 5 ATTS)

1/02/03 vs. Pepperdine
Jake Shoff (6-6)

A PLAYER 100% ON TREYS (MIN. 3 ATTS)

3/18/04 vs. Syracuse at NCAA - Mike Hall (3-3)

DID NOT MAKE A TREY (260 STRAIGHT GAMES WITH 3)

11/22/96 vs. CS Fullerton (0-9)

LAST TIME OPPONENT DID NOT MAKE A TREY

12/14/02 Utah State (0-5)

BYU HAD SIX OR FEWER TURNOVERS

3/10/00 vs. Utah, 6

BYU COMMITTED 25-PLUS TURNOVERS

1/4/05 at Saint Mary's, 72-51 L (25)

BYU COMMITTED 11 OR LESS TEAM FOULS IN A GAME

12/7/00 vs. Florida International, 11

BYU SCORED 90 POINTS

12/8/04 vs. Boise State 90-77 W

BYU SCORED 100 POINTS

1/11/05 vs. MSU-Billings 110-70 W

BYU SCORED 110 POINTS

1/11/05 vs. MSU-Billings 110-70 W

BYU SCORED LESS THAN 50 POINTS IN A GAME

1/22/05 vs. Air Force 49-52 L

HELD OPPONENT TO LESS THAN 50 POINTS IN A GAME

12/11/04 vs. Washington State 46-49 L

BYU SCORED LESS THAN 40 POINTS IN A GAME

2/3/97 @ New Mexico 32-74 L

HELD OPPONENT TO LESS THAN 40 POINTS IN A GAME

2/3/03 vs. Air Force 65-33 W

SHOT 60% FG

12/23/04 @ Weber State, (.604) won, 79-61

OPPONENT SHOT 60% FG

1/24/04 @ Air Force 72.5 percent

SHOT 70% FG IN A HALF

12/31/04 vs. Santa Clara, (.727) 16-22

DID NOT MISS A 2-POINT ATTEMPT IN A HALF

2/23/04 vs. Air Force, 13-13 inside the arc, (14-17, .824
overall)

SHOT 100% FT

1/4/05 @ Saint Mary's 3-for-3

SHOT 90% FT

12/31/04 vs. Santa Clara 91.7 percent 33-for-36

SHOT LESS THAN 50% FT

1/22/05 vs. Air Force 37.5 percent (3-8)

SHOT 60% THREE-POINTERS

1/11/05 vs. MSU-Billings, 62.5 percent 10-for-16

SHOT 70% THREE-POINTERS

1/16/93 @ Air Force 73.3 percent 11-for-15

OPPONENT SCORED LESS THAN 20 POINTS IN FIRST HALF

1/8/05 SDSU, 19 (BYU led 28-19)

SCORED LESS THAN 20 POINTS IN THE FIRST HALF

11/22/04 vs. North Carolina, 18 (trailed 18-48)
12/21/04 vs. NC State, 18 (trailed 18-40)

SCORED LESS THAN 20 POINTS IN THE SECOND HALF

1/15/00 vs. Utah, 19

SCORED OVER 50 POINTS IN FIRST HALF

1/11/05 vs. MSU-Billings, 57

SCORED OVER 50 POINTS IN SECOND HALF

1/11/05 vs. MSU-Billings, 53

SCORED OVER 60 POINTS IN FIRST HALF

2/25/93 vs. Sacramento St. 62

SCORED OVER 60 POINTS IN SECOND HALF

12/28/95 vs. Morgan St. 61

ALLOWED OVER 50 POINTS IN A HALF

12/23/03 at Utah State - 51 (first half)

WON BY 50 POINTS

2/25/93 vs. Sacramento State (50) 128-78 W

WON BY 40 POINTS

1/11/05 vs. MSU-Billings (40) 110-70 W

WON BY 30 POINTS

12/10/03 vs. Western Oregon (36) 92-56 W

WON BY 25 POINTS

12/28/04 vs. SUU (25) 77-52 W

LOST BY 35-plus POINTS

11/22/04 vs. North Carolina (36) 86-50 L

LOST BY 25 POINTS

1/7/04 @ NC State (27) 89-62 L

PLAYED OVERTIME GAME

2/9/04 vs. SDSU 83-69 W

WON GAME IN SINGLE OVERTIME

2/9/04 vs. SDSU 83-69 W

LOST IN OVERTIME

3/14/03 vs. CSU at MWC 80-86 L

PLAYED A DOUBLE OT GAME

3/5/88 vs. Utep 80-83 L 2OT

PLAYED A TRIPLE OT GAME

2/28/98 @ Utep 76-75 W 3OT

WON 15 STRAIGHT GAMES

1987-88 (17)

WON 10 STRAIGHT GAMES

1992-93 (13)

WON 9 STRAIGHT GAMES

2003-04

WON 6 STRAIGHT GAMES

2003-04 (twice)

LOST 3 STRAIGHT GAMES

2004-05 (three times)

vs. California, @ Utah State, @ USC
vs. Wash St., Utah State, NC State
@Colorado State, @ Wyoming, vs. Air Force

LOST 4 STRAIGHT GAMES

1998-99 Fresno St., @ UTEP, @ UNM, Utah

LOST 5 STRAIGHT

1997-98 (9)

LOST 10 STRAIGHT GAMES

1996-97 (21) - school record

WENT TO AN NCAA GAME

3/18/04 vs. Syracuse 75-80 L

WON AN NCAA GAME

3/18/93 vs. SMU 80-71 W
Then lost to Kansas 76-90 in second round

WON TWO NCAA GAMES

1980-81 Princeton 60-51, UCLA 78-55, Notre Dame 51-
50 Then lost to Virginia 60-74 L

WON THREE NCAA GAMES

Same as above

WON FOUR NCAA GAMES

Never

PLAYED IN THE NIT

2001-2002 Season

WON AN NIT GAME

3/14/02 vs. UC Irvine 78-55 W

WON TWO NIT GAMES

1999-00 Bowling Green 81-54, So. Illinois 82-57
Then lost to Notre Dame in quarterfinals

WON THREE NIT GAMES

1965-66 NIT CHAMPIONS
1950-51 NIT CHAMPIONS

WON CONFERENCE TOURNEY

2000-01

WON CONFERENCE REGULAR SEASON

2002-03 Tied with Utah

WON CONFERENCE REGULAR SEASON OUTRIGHT

1987-88

APPEARED ON ESPN

1/17/05 at Wyoming, 83-71 L

APPEARED ON ESPN 2

11/22/04 vs. North Carolina, 86-50 L

APPEARED ON ESPN+PLUS

1/15/05 @ Colorado State, 74-67 L

APPEARED ON CBS

3/15/03 vs. Syracuse 75-80 L

APPEARED ON ABC

1/22/05 vs. Air Force, 49-52 L

WAS RANKED IN THE TOP-25 AP POLL

March 8, 1993 - Ranked 25th

FINISHED SEASON RANKED IN THE TOP-25 POLL

1987-88 Season 19th (AP), 17th (UPI)

2004-05 Individual Game Box Scores

2004-05 BYU Men's Basketball

BYU vs. No. 11 North Carolina – Game #1 (Maui)

11-23-04 4 p.m. at Lahaina Civic Center, Maui, Hawaii
VISITORS: Brigham Young D-1

# Player	totfg			3-pt			rebounds			pf	tp	a	blk	s	min
	fg	fga	fg%	fta	ftm	ft%	of	de	tot						
41 MEADS, Garner	1	6	0.0	0	0	0.0	3	2	1	4	1	2	22	22	
52 JENSEN, Jared	4	3	0.0	2	3	0.33	4	8	1	1	0	1	26	1	
01 HALL, Mike	2	15	2.0	2	3	0.4	4	10	4	1	1	1	25	1	
02 ROSE, Mike	2	7	1.5	0	0	0	1	0	5	1	0	0	15	0	
10 NASHIF, Terry	1	3	1.0	0	0	0	1	1	3	4	8	0	23	0	
03 YOUNG, Keena	3	8	0.2	3	5	0.5	10	1	9	0	0	1	23	0	
13 AINGE, Austin	2	3	2.0	0	0	0	1	1	6	1	4	0	18	1	
20 BURGESS, Sam	2	7	0.2	2	0	0	0	1	4	4	0	0	15	0	
34 BURGESS, David	0	1	0.0	0	0	0	0	0	2	0	0	0	1	5	
43 DAVES, Derek	0	0	0.0	1	2	0.0	0	0	1	0	0	0	3	4	
44 PLASTED, Trent	0	2	0.0	2	2	0.0	3	2	1	1	0	0	18	4	
54 MILES, Chris	0	1	0.0	0	0	0.0	3	2	5	1	0	1	7	7	
TEAM								2		3					
Totals.....	18	57	6	23	8	14	15	28	43	21	50	8	27	4	

TOTAL FG%	1st Half: 5:27 18.5%	2nd Half: 13:30 43.3%	Game: 31.6%	DEADB
3-Pt. FG%	1st Half: 3:13 23.1%	2nd Half: 3:10 30.0%	Game: 26.1%	REBOUNDS
F Throw %	1st Half: 5:8 62.5%	2nd Half: 3:6 50.0%	Game: 57.1%	2

HOME TEAM: North Carolina 1-1

# Player	totfg			3-pt			rebounds			pf	tp	a	blk	s	min
	fg	fga	fg%	fta	ftm	ft%	of	de	tot						
21 Williams, Javid	4	9	0.0	2	3	0.5	1	5	6	1	1	0	0	23	
42 May, Sean	3	7	1.0	0	0	0	6	3	5	8	2	1	8	3	
02 Felton, Raymond	2	10	2.0	0	0	0	2	2	3	6	7	2	0	26	
05 Manuel, Jackie	2	5	0.2	2	3	1.2	0	6	2	0	0	0	3	24	
32 McCants, Rashad	3	5	3.0	0	0	0	0	5	5	3	13	3	1	22	
01 Scott, Melvin	3	6	2.5	2	2	0.0	0	0	0	0	0	0	1	13	
03 Terry, Reyshawn	2	3	1.0	2	0	0	1	0	1	5	0	3	0	6	
11 Thomas, Quentin	0	1	0.0	0	0	0	0	0	0	0	2	1	0	8	
15 Everett, Charlie	0	0	0.0	0	0	0	0	0	0	0	0	0	0	2	
22 Miller, Wes	0	2	0.0	0	0	0	0	0	0	0	1	0	0	6	
24 Williams, Marvin	1	4	0.0	0	6	0.3	3	6	3	8	1	2	0	3	
25 Grant, Damien	0	4	0.0	0	0	0	2	2	0	0	0	0	0	4	
34 Noel, David	3	4	0.0	1	1	2.5	7	4	7	3	0	0	2	17	
35 Hooker, C.J.	0	0	0.0	0	0	0	0	0	0	0	0	0	0	2	
41 Sanders, Byron	1	1	0.0	0	0	0	1	0	1	0	2	0	0	4	
TEAM								2		2					
Totals.....	30	69	8	26	18	23	14	28	42	17	86	19	12	1	

TOTAL FG%	1st Half: 17:36 47.2%	2nd Half: 13:33 39.4%	Game: 43.5%	DEADB
3-Pt. FG%	1st Half: 3:13 23.1%	2nd Half: 5:13 38.5%	Game: 30.8%	REBOUNDS
F Throw %	1st Half: 11:14 79.6%	2nd Half: 7:9 77.8%	Game: 78.3%	2

Officials: Bob Donato, Craig Peterson, J.D. Collins

Technical fouls: Brigham Young-None, North Carolina-None.

Attendance: 2500

Score by Periods	1st	2nd	Total
Brigham Young	18	32	50
North Carolina	48	38	86

Points in the paint: BY 16, NC 40. Points off turnovers: BY 6, NC 30. 2nd chance points: BY 8, NC 17. Fast break points: BY 7, NC 19. Bench points: BY 22, NC 32. Score tied: 1 time. Lead changes: 0 times.

BYU vs. Stanford – Game #2 (Maui Invitational)

11-23-04 11 a.m. at Lahaina Civic Center, Maui, Hawaii

VISITORS: Brigham Young D-2

# Player	totfg			3-pt			rebounds			pf	tp	a	blk	s	min
	fg	fga	fg%	fta	ftm	ft%	of	de	tot						
41 MEADS, Garner	3	7	0.0	3	3	2.5	4	9	0	3	1	0	22	2	
52 JENSEN, Jared	4	7	0.0	3	5	1.2	2	11	0	2	0	1	24	0	
01 HALL, Mike	2	8	1.0	3	2	2	4	6	3	7	2	1	0	1	
02 ROSE, Mike	2	5	2.0	2	4	0.2	2	0	8	3	0	0	23	0	
10 NASHIF, Terry	2	9	1.5	2	2	0	1	4	7	1	3	0	1	30	
03 YOUNG, Keena	2	4	0.0	2	3	1.3	4	0	6	0	1	0	12	0	
13 AINGE, Austin	0	1	0.0	0	0	0	0	0	0	0	0	0	12	0	
20 BURGESS, Sam	0	3	0.0	0	0	0	1	1	0	1	0	0	8	0	
43 DAVES, Derek	2	4	0.0	0	0	3	7	10	4	4	1	0	0	16	
44 PLASTED, Trent	0	0	0.0	1	4	1	3	4	1	0	1	0	0	18	
TEAM								1		2					
Totals.....	17	48	4	16	15	23	11	27	38	20	53	4	19	3	

TOTAL FG%	1st Half: 9:26 34.6%	2nd Half: 8:22 36.4%	Game: 35.4%	DEADB
3-Pt. FG%	1st Half: 2:9 22.2%	2nd Half: 2:7 28.6%	Game: 25.0%	REBOUNDS
F Throw %	1st Half: 5:7 71.4%	2nd Half: 10:16 62.5%	Game: 65.2%	4

HOME TEAM: Stanford 2-1

# Player	totfg			3-pt			rebounds			pf	tp	a	blk	s	min
	fg	fga	fg%	fta	ftm	ft%	of	de	tot						
20 Granfeldt, Dan	6	12	1.4	7	8	1.6	7	1	20	0	1	0	1	31	
52 Haysatz, Matt	3	10	0.0	0	0	0	2	6	4	6	1	1	3	1	
42 Little, Rob	2	5	0.0	1	2	1	2	4	5	1	4	0	0	19	
11 Hernandez, Chris	1	6	1.4	6	10	1.3	3	9	3	3	0	1	33	0	
21 Robinson, Nick	4	8	0.0	1	4	0.4	2	3	8	2	2	0	3	33	
10 Morris, Jim	3	6	0.0	1	4	0.2	2	1	10	4	0	0	0	21	
31 Fingen, Taj	2	2	0.0	0	1	1	2	4	1	0	0	1	1	3	
32 Haas, Jason	0	1	0.0	0	0	0	0	0	0	0	0	0	0	14	
44 Washington, Fred	0	4	0.0	0	0	0	0	0	1	0	0	0	0	4	
55 Prowitt, Peter	0	1	0.0	0	0	1	2	2	0	1	0	1	0	9	
TEAM															
Totals.....	21	55	2	11	18	25	11	23	34	23	62	13	11	4	

TOTAL FG%	1st Half: 10:30 33.3%	2nd Half: 11:25 44.0%	Game: 38.2%	DEADB
3-Pt. FG%	1st Half: 1:6 16.7%	2nd Half: 1:5 20.0%	Game: 18.2%	REBOUNDS
F Throw %	1st Half: 7:9 77.8%	2nd Half: 11:16 68.8%	Game: 72.0%	2

Officials: Tony Greene, Steve Skiles, Brian Forte

Technical fouls: Brigham Young-None, Stanford-None.

Attendance: 2500

Score by Periods	1st	2nd	Total
Brigham Young	25	28	53
Stanford	28	34	62

Points in the paint: BY 20, STAN 34. Points off turnovers: BY 11, STAN 15. 2nd chance points: BY 7, STAN 10. Fast break points: BY 3, STAN 8. Bench points: BY 11, STAN 14. Score tied: 4 times. Lead changes: 3 times.

BYU vs. Chaminade – Game #3 (Maui Invitational)

11-24-04 2 p.m. at Lahaina Civic Center, Maui, Hawaii

VISITORS: Brigham Young 1-2

# Player	totfg			3-pt			rebounds			pf	tp	a	blk	s	min
	fg	fga	fg%	fta	ftm	ft%	of	de	tot						
03 YOUNG, Keena	7	12	0.0	0	0	3	3	6	2	14	0	0	2	33	
52 JENSEN, Jared	4	6	0.0	4	4	1	5	4	16	0	3	0	0	25	
01 HALL, Mike	5	12	2.5	2	3	0.3	6	0	14	5	1	0	4	38	
02 ROSE, Mike	2	5	1.0	0	0	0	0	0	0	0	3	1	0	14	
10 NASHIF, Terry	2	3	0.0	0	0	0	0	4	2	4	5	1	1	21	
05 REISMAN, Joshua	1	1	0.0	0	0	0	0	0	0	0	0	1	0	5	
12 REICHNER, Brook	0	0	0.0	0	0	0	0	0	0	0	0	1	0	1	
13 AINGE, Austin	1	3	0.0	1	0	0	0	4	3	2	3	0	0	14	
20 BURGESS, Sam	3	11	2.6	0	0	1	2	3	3	8	0	2	3	2	
43 DAVES, Derek	4	7	0.0	2	2	0.6	6	1	10	1	2	1	1	19	
44 PLASTED, Trent	0	1	0.0	0	0	0	0	0	0	0	0	0	0	3	
54 MILES, Chris	0	0	0.0	2	2	0	0	0	0	2	0	0	0	0	
TEAM								1		2					
Totals.....	31	63	5	15	10	12	24	36	17	77	16	15	5	10	

TOTAL FG%	1st Half: 14:34 41.2%	2nd Half: 17:29 58.6%	Game: 49.2%	DEADB
3-Pt. FG%	1st Half: 2:10 20.0%	2nd Half: 3:5 60.0%	Game: 33.3%	REBOUNDS
F Throw %	1st Half: 3:3 100%	2nd Half: 7:7 100%	Game: 100%	0

HOME TEAM: Chaminade 1-3

# Player	totfg			3-pt			rebounds			pf	tp
----------	-------	--	--	------	--	--	----------	--	--	----	----

2004-05 Individual Game Box Scores

2004-05 BYU Men's Basketball

BYU vs. Boise State – Game #7

12/08/04 7:05 p.m. at Provo, UT
VISITORS: Boise State University 4-3, 0-0 WAC

#	Player	totfg		3-pt		rebounds		pf	tp	a	to	blk	s	min							
		fg	fga	fga	fta	of	de								tot						
21	BLAKESBURG, Jer	f	4	14	0	4	1	2	6	3	9	4	3	0	35						
25	BANKS, Tazarray	f	7	2	0	1	2	0	4	2	5	0	0	0	19						
45	ELLIS, Jason	f	9	16	0	2	4	5	10	4	20	2	4	1	26						
05	KARL, Coby	g	4	11	2	0	1	1	2	4	10	7	2	2	33						
35	HARRIS, Franco	g	4	9	4	0	0	0	3	2	12	2	3	0	27						
04	ROBINSON, Seth	g	2	8	0	0	0	0	2	1	0	0	0	0	9						
11	THOMPSON, McNeal	g	6	14	4	3	3	2	0	2	19	1	0	1	27						
12	LLOYD, Kaneam	g	1	3	0	0	0	0	5	2	2	1	2	0	15						
44	GAINOUS, Kenney	g	0	1	0	0	0	0	1	2	3	2	0	0	9						
TEAM				1		2															
Totals.....		30		74		28		7		13		14		25		39		2		200	
TOTAL FG%		1st Half:		13-29		44%		2nd Half:		17-45		37%		Game:		40%		DEADB		BALL	
3-Pt. FG%		1st Half:		5-12		41%		2nd Half:		5-16		31%		Game:		35%		REBOUND		S	
F Throw %		1st Half:		0-2		0%		2nd Half:		7-11		63%		Game:		53%					

HOME TEAM: Brigham Young 2-5, 0-0 MWC

#	Player	totfg		3-pt		rebounds		pf	tp	a	to	blk	s	min							
		fg	fga	fga	fta	of	de								tot						
41	MEADS, Garner	f	1	1	0	2	2	0	3	3	4	4	2	1	0	14					
01	HALL, Mike	g	3	9	0	7	8	2	3	5	1	13	1	0	2	25					
10	NASHIF, Terry	g	0	2	1	2	0	1	1	2	0	1	0	1	0	17					
23	BALDERSON, Jimmy	g	1	6	1	4	0	0	2	2	0	3	1	0	0	18					
02	ROSE, Mike	g	6	9	6	9	3	3	4	3	11	1	3	0	23						
03	YOUNG, Keena	g	4	6	0	0	0	0	0	3	4	5	8	2	11	20					
13	AINGE, Austin	g	4	8	2	4	6	0	5	3	14	5	3	0	25						
43	DAWES, Derek	g	1	3	0	0	1	0	3	2	2	2	1	0	14						
54	MILES, Chris	g	1	1	0	0	0	1	1	1	2	0	2	2	1	6					
TEAM				1		2															
Totals.....		28		57		11		23		31		8		35		43		16		90	
TOTAL FG%		1st Half:		13-29		44%		2nd Half:		15-28		53%		Game:		49%		DEADB		BALL	
3-Pt. FG%		1st Half:		7-12		58%		2nd Half:		4-9		44%		Game:		52%		REBOUND		S	
F Throw %		1st Half:		6-8		75%		2nd Half:		7-13		53%		Game:		74%					

Officials: Scott Thornley, Mark Whitehead, Eddie Jackson
Technical fouls: Boise State University-None; Brigham Young-None.
Attendance: 8619
Score by Periods
Boise State University
Brigham Young

Points in the paint-BOISE 18;BY 27. Points off turnovers-BOISE 15;BY 19.
2nd chance points-BOISE 18;BY 17. Fast break points-BOISE 4;BY 12.
Bench points-BOISE 21;BY 48. Score tied-4 times. Lead changes-4 times.

BYU vs. Washington St. (Delta Crest) – Game #8

12/11/04 4:00 PM at Delta Crest, Salt Lake City, UT
VISITORS: Washington State University 4-3, 0-0 Pac-10

#	Player	totfg		3-pt		rebounds		pf	tp	a	to	blk	s	min							
		fg	fga	fga	fta	of	de								tot						
34	COMBELL, Robbie	f	2	1	1	0	0	2	2	4	3	0	0	2	12						
45	WARREN, Jeff	f	2	8	0	1	4	6	3	11	1	8	3	5	0	32					
14	HENRY, Chris	c	1	4	0	0	0	0	0	0	0	2	0	0	15						
02	LOW, Derrick	g	0	2	0	0	0	0	1	1	0	0	2	0	15						
11	KELATI, Thomas	g	5	9	3	6	2	3	2	5	7	15	3	3	34						
01	AKONGIN, Josh	g	3	8	3	4	0	0	1	1	0	9	0	1	14						
05	SCHLATTER, Chris	g	1	3	0	1	0	0	0	4	2	2	3	1	0	26					
12	GREEN, Randy	g	2	4	2	4	0	0	0	0	6	0	1	0	2						
22	GILL, Shami	g	0	5	0	0	1	2	3	5	2	1	0	2	1						
24	WEAVER, Kyle	g	0	0	0	0	0	0	0	0	0	0	1	0	0						
25	SIMMONS, Isaiah	g	1	2	1	1	0	0	0	0	0	3	0	0	7						
32	HARMELING, Daven	g	0	2	0	1	0	0	1	1	1	0	1	0	7						
TEAM				2		4															
Totals.....		16		49		19		7		11		10		26		36		11		49	
TOTAL FG%		1st Half:		7-22		31%		2nd Half:		9-27		33%		Game:		32%		DEADB		BALL	
3-Pt. FG%		1st Half:		3-7		42%		2nd Half:		2-11		18%		Game:		24%		REBOUND		S	
F Throw %		1st Half:		1-3		33%		2nd Half:		6-9		67%		Game:		63%					

HOME TEAM: Brigham Young 2-6, 0-0 MWC

#	Player	totfg		3-pt		rebounds		pf	tp	a	to	blk	s	min							
		fg	fga	fga	fta	of	de								tot						
23	BALDERSON, Jimmy	f	0	4	0	3	0	0	0	0	0	0	0	2	0						
41	MEADS, Garner	f	0	2	0	2	2	1	9	10	2	2	2	2	0						
52	JENSEN, Jared	c	0	1	0	0	0	0	0	0	0	0	1	0	6						
01	HALL, Mike	g	1	10	1	6	0	0	1	1	4	3	2	3	26						
10	NASHIF, Terry	g	0	1	0	1	0	0	0	0	1	0	0	0	6						
02	ROSE, Mike	g	6	13	3	9	0	0	0	2	3	15	1	2	3						
03	YOUNG, Keena	g	1	3	0	0	0	0	0	3	2	0	0	1	15						
13	AINGE, Austin	g	7	12	2	6	0	0	0	2	2	1	6	4	0						
20	BURGESS, Sam	g	0	0	0	0	0	0	0	0	0	1	0	1	0						
43	DAWES, Derek	g	1	1	0	0	4	7	3	4	7	6	1	1	0						
54	MILES, Chris	g	1	1	0	0	0	1	1	2	1	2	1	0	9						
TEAM				3		4															
Totals.....		17		48		6		25		6		25		31		14		46		11	
TOTAL FG%		1st Half:		10-26		38%		2nd Half:		7-22		31%		Game:		35%		DEADB		BALL	
3-Pt. FG%		1st Half:		4-14		28%		2nd Half:		2-11		18%		Game:		24%		REBOUND		S	
F Throw %		1st Half:		1-2		50%		2nd Half:		5-7		71%		Game:		67%					

Officials: Jim Danner, Tim Gabutero, Bill Gracey
Technical fouls: Washington State University-None; Brigham Young-None.
Attendance: 10293
Score by Periods
Washington State University
Brigham Young

Points in the paint-WASHST 6;BY 18. Points off turnovers-WASHST 4;BY 13.
2nd chance points-WASHST 6;BY 1. Fast break points-WASHST 0;BY 6.
Bench points-WASHST 21;BY 41. Score tied-3 times. Lead changes-4 times.



BYU vs. Utah State – Game #9

12/18/04 7:05 at Marriott Center, Provo, Utah
VISITORS: Utah State 7-2

#	Player	totfg		3-pt		rebounds		pf	tp	a	to	blk	s	min							
		fg	fga	fga	fta	of	de								tot						
04	HARRIS, Nate	f	7	8	0	0	2	4	0	6	1	16	1	2	1						
25	NEL, John	f	1	3	0	0	0	1	2	3	1	2	0	1	15						
02	NELSON, Spencer	c	9	13	1	2	7	6	5	11	3	26	7	6	0						
32	PAK, David	g	3	7	2	3	0	1	0	2	4	8	3	2	0						
20	CARROLL, Jaycee	g	7	14	4	7	3	4	0	5	2	21	4	1	0						
01	CRANE, Marques	g	2	3	1	1	0	0	2	2	4	5	1	0	0						
03	MATHEUS, Cass	g	0	4	0	0	0	1	1	2	1	0	0	0	1						
05	COX, Robert	g	0	1	0	0	0	0	0	0	0	0	0	0	0						
21	BROWN, Calvin	g	0	1	0	0	0	0	1	1	2	0	0	0	0						
23	HUBER, Chris	g	1	2	1	2	0	0	0	0	2	3	2	1	0						
30	WILLIAMS, Jason	g	0	2	0	2	2	4	3	5	0	2	0	1	1						
31	MCCVEY, Ian	g	0	1	0	0	1	2	1	1	0	1	0	1	4						
TEAM				5		6															
Totals.....		30		59		9		18		24		18		28		46		18		84	
TOTAL FG%		1st Half:		14-29		48%		2nd Half:		16-30		53%		Game:		50%		DEADB		BALL	
3-Pt. FG%		1st Half:		5-10		50%		2nd Half:		4-13		30%		Game:		30%		REBOUND		S	
F Throw %		1st Half:		8-9		88%		2nd Half:		7-16		44%		Game:		62%					

HOME TEAM: Brigham Young 2-7

#	Player	totfg		3-pt		rebounds		pf	tp	a	to	blk	s	min	
		fg	fga	fga	fta	of	de								tot
23	BALDERSON, Jimmy	f	1	5	0	2	0	0	0	0	0	4	2	1	0
41	MEADS, Garner	f	2	5	0	0	0	0	0						

BYU vs. Santa Clara – Game #13

12/31/04 1:05 PM at Provo, UT
VISITORS: Santa Clara 7-8

#	Player	totfg	3-pt	fg	fga	fga	fta	fta	of	de	tot	pf	tp	a	to	bk	s	min
##	ANGLER, Brody	* 4	9	5	0	0	2	2	3	3	11	3	3	0	0	0	0	28
15	DONISON, Sean	* 2	0	0	2	2	1	2	3	3	2	1	1	0	0	0	0	10
30	PERKINS, Doran	* 8	17	3	7	6	8	5	10	4	25	2	4	0	3	3	34	
40	ROHDE, Ethan	* 3	8	3	8	0	1	2	2	9	9	4	0	0	0	1	27	
41	NIESEN, Travis	* 3	7	0	0	1	2	3	5	5	6	0	2	0	0	0	19	
11	BAILEY, Kyle	5	10	3	5	1	2	0	1	2	14	2	0	0	0	0	22	
12	DOUGHERTY, Scott	0	1	0	1	0	0	0	0	0	3	0	1	0	0	0	10	
14	NEUBURGER, Graham	0	0	0	0	0	0	0	0	0	0	0	0	0	0	0	1	
21	HENKE, Mitch	0	0	0	0	0	0	0	0	0	0	0	0	1	0	0	3	
31	BORCHART, Scott	0	3	0	0	0	1	2	3	2	0	0	0	0	0	0	9	
34	PARHAM, Tristan	2	6	0	0	0	1	0	1	0	5	4	1	3	1	0	22	
43	LEGGE, Jordan	1	1	0	0	1	2	0	2	2	3	2	1	0	0	0	22	
TEAM										1	5							
Totals.....		26	64	12	26	10	16	19	18	37	31	74	16	17	1	5	200	

TOTAL FG%	1st Half: 10:30 33.3%	2nd Half: 16:34 47.1%	Game: 40.6%	DEADBALL
3-Pt. FG%	1st Half: 4:10 40.0%	2nd Half: 8:16 50.0%	Game: 46.2%	REBOUNDS
F Throw %	1st Half: 4:7 57.1%	2nd Half: 6:9 66.7%	Game: 62.5%	0

HOME TEAM: Brigham Young 5-8

#	Player	totfg	3-pt	fg	fga	fga	fta	fta	of	de	tot	pf	tp	a	to	bk	s	min
03	YOUNG, Keena	f	0	0	0	2	2	0	3	3	1	2	0	1	0	0	0	14
52	JENSEN, Jared	f	7	9	0	0	9	3	2	5	4	23	1	3	0	0	0	34
43	DAWES, Derek	c	1	1	0	0	3	3	5	5	5	1	1	1	1	0	0	18
01	HALL, Mike	g	3	7	1	3	3	0	1	1	4	10	2	3	1	2	37	
13	AINGE, Austin	g	2	8	1	5	4	4	0	7	7	1	9	7	5	0	27	
02	ROSE, Mike	g	7	10	4	7	8	11	0	3	3	26	5	0	0	0	0	33
10	NASHIF, Terry	0	1	0	1	0	0	0	0	0	0	0	0	0	0	0	0	2
20	BURGESS, Sam	0	0	0	0	0	0	0	0	0	1	0	0	0	0	0	0	2
23	BALDERSON, Jimmy	0	3	0	0	1	0	0	0	1	1	0	0	0	0	0	0	6
54	MILES, Chris	4	7	0	0	4	4	2	1	3	4	12	3	0	0	0	0	17
TEAM										2	2							
Totals.....		24	46	6	17	33	36	5	25	30	20	67	19	13	5	4	200	

TOTAL FG%	1st Half: 8:24 33.3%	2nd Half: 16:22 72.7%	Game: 52.2%	DEADBALL
3-Pt. FG%	1st Half: 2:9 22.2%	2nd Half: 4:8 50.0%	Game: 35.3%	REBOUNDS
F Throw %	1st Half: 10:13 76.9%	2nd Half: 23:23 100%	Game: 91.7%	2

Officials: Jim Danner, Shawn Lehigh, Larry Spaulding
Technical fouls: Santa Clara-None; Brigham Young-None.
Attendance: 9534

Score by Periods	1st	2nd	Total
Santa Clara	28	46	74
Brigham Young	28	59	87

Points in the paint-STCL 26, BY 28. Points off turnovers-STCL 18, BY 18.
2nd chance points-STCL 19, BY 6. Fast break points-STCL 2, BY 8.
Bench points-STCL 21, BY 38. Score tied 6 times. Lead changes-10 times.

BYU @ Saint Mary's – Game #14

01/04/05 7:36 PM at Moraga, CA (McKean Pavilion)
VISITORS: Brigham Young 5-9

#	Player	totfg	3-pt	fg	fga	fga	fta	fta	of	de	tot	pf	tp	a	to	bk	s	min
01	HALL, Mike	* 5	10	2	4	0	0	0	2	2	2	12	1	1	0	0	0	35
03	YOUNG, Keena	* 3	5	0	0	0	0	0	2	2	4	2	6	1	1	1	0	24
13	AINGE, Austin	* 7	10	2	0	0	1	1	4	6	2	6	0	0	2	1	0	29
43	DAWES, Derek	* 4	6	0	0	1	3	7	10	2	9	0	3	0	0	0	0	34
52	JENSEN, Jared	* 1	3	0	0	0	0	0	2	5	7	3	2	1	7	1	0	25
02	ROSE, Mike	2	5	2	3	0	0	0	3	3	1	6	2	3	0	0	0	16
10	NASHIF, Terry	2	6	1	3	0	0	0	1	1	0	5	0	2	0	0	0	17
12	REICHNER, Brock	0	0	0	0	0	0	0	0	0	0	0	0	0	0	0	0	2
20	BURGESS, Sam	0	2	0	0	0	0	0	0	0	0	0	1	1	0	0	0	6
23	BALDERSON, Jimmy	1	2	1	2	0	0	0	1	5	0	0	0	0	0	0	0	7
54	MILES, Chris	0	5	0	0	0	0	0	2	2	4	0	0	0	1	1	0	15
TEAM										2	2							
Totals.....		21	51	6	13	3	3	7	25	32	19	51	8	25	3	4	200	

TOTAL FG%	1st Half: 12:26 46.2%	2nd Half: 8:25 36.0%	Game: 41.2%	DEADBALL
3-Pt. FG%	1st Half: 3:6 50.0%	2nd Half: 3:7 42.9%	Game: 46.2%	REBOUNDS
F Throw %	1st Half: 1:1 100%	2nd Half: 2:2 100%	Game: 100%	0

HOME TEAM: Saint Mary's (CA) 12-4

#	Player	totfg	3-pt	fg	fga	fga	fta	fta	of	de	tot	pf	tp	a	to	bk	s	min
02	MORLAND, E.J.	* 2	7	1	2	1	3	0	2	2	1	6	7	3	0	0	0	29
11	MARONEY, Paul	* 7	17	4	4	5	3	2	5	1	19	0	3	0	5	3	0	33
14	KICKERT, Daniel	* 9	15	5	7	0	0	3	3	6	2	23	2	0	0	0	0	29
21	WALBERG, Jason	* 0	3	0	3	2	2	0	2	2	1	2	4	2	1	1	0	29
32	SANDERS, Jonathan	* 4	6	0	0	1	1	5	6	2	8	0	1	0	0	0	0	26
00	BOND, Erik	0	1	0	0	0	0	0	0	0	0	0	0	0	0	0	0	1
03	DaSILVA, Rafael	0	0	0	0	0	0	0	0	0	0	2	1	0	0	0	0	4
05	RHALIMI, Reda	1	1	0	0	0	0	0	0	0	0	2	0	0	0	0	0	1
10	WADDY, Daniel	0	0	0	0	0	0	0	0	0	0	1	0	0	1	0	0	2
23	COLLINS, Brett	2	6	0	1	0	1	1	1	2	4	0	1	0	1	0	0	15
24	GOLDBERG, Todd	0	0	0	0	0	0	0	0	0	0	0	0	0	0	0	0	2
33	SHLOBERG, Blake	0	0	0	0	0	0	0	2	2	1	0	0	0	0	0	0	7
50	AQJIMANDOU, Frederic	3	7	0	1	2	3	5	10	2	8	3	2	0	1	0	0	22
TEAM										3	4							
Totals.....		28	63	7	18	9	17	25	38	13	72	18	16	2	12	200		

TOTAL FG%	1st Half: 11:30 36.7%	2nd Half: 17:33 51.5%	Game: 44.4%	DEADBALL
3-Pt. FG%	1st Half: 3:8 37.5%	2nd Half: 4:10 40.0%	Game: 38.9%	REBOUNDS
F Throw %	1st Half: 6:11 54.5%	2nd Half: 2:6 50.0%	Game: 52.9%	3

Officials: Mark Reischling, Tim Gabuterio, Bruce Hicks
Technical fouls: Brigham Young-MILES, Chris; Saint Mary's (CA)-None.
Attendance: 2643

Score by Periods	1st	2nd	Total
Brigham Young	28	23	51
Saint Mary's (CA)	31	41	72

Points in the paint-BY 14, SMC 36. Points off turnovers-BY 16, SMC 35.
2nd chance points-BY 4, SMC 16. Fast break points-BY 0, SMC 12.
Bench points-BY 16, SMC 14. Score tied 9 times. Lead changes-9 times.

BYU vs. San Diego State – Game #15

01/08/05 7:05 pm at Marmott Center, Provo, UT
VISITORS: San Diego State 7-7, 1-0

#	Player	totfg	3-pt	fg	fga	fga	fta	fta	of	de	tot	pf	tp	a	to	bk	s	min
##	BLAYS, Trinaime	f	2	6	0	0	0	0	3	0	3	0	3	0	0	0	0	12
42	SCLAUGHTER, Marcus	f	6	17	1	5	4	6	1	5	6	3	17	2	2	0	1	34
50	CAMARA, Mohamed	c	0	1	0	0	0	1	2	2	0	0	0	1	1	0	1	15
01	HEATH, Brandon	g	5	16	3	3	1	0	2	2	0	11	2	5	0	2	32	
11	SMITH, Tyler	g	0	0	0	0	0	0	0	2	2	0	6	0	0	0	10	
00	JOHNSON, Tommy	0	1	0	0	0	0	0	1	1	1	0	1	0	0	0	0	20
03	WALTON, Chris	6	8	2	2	0	0	3	6	1	12	1	1	1	0	0	0	30
15	SHAPPER, John	4	4	1	2	0	0	0	0	0	0	5	1	1	0	0	1	18
21	THOMAS, Matt	0	3	0	0	1	2	0	0	0	1	1	1	0	0	0	1	8
33	MANKER, Chris	4	6	0	2	1	1	5	6	4	9	3	1	0	1	0	0	21
TEAM										2	3							
Totals.....		25	62	2	14	7	12	11	22	33	16	59	17	12	2	8	200	

TOTAL FG%	1st Half: 7:31 22.6%	2nd Half: 18:31 58.1%	Game: 40.3%	DEADBALL
3-Pt. FG%	1st Half: 1:9 11.1%	2nd Half: 1:5 20.0%	Game: 14.3%	REBOUNDS
F Throw %	1st Half: 4:6 66.7%	2nd Half: 3:6 50.0%	Game: 58.3%	1

HOME TEAM: Brigham Young 5-10, 0-1

#	Player	totfg	3-pt	fg	fga	fga	fta	fta	of	de	tot	pf	tp	a	to	bk	s	min
01	HALL, Mike	f	3	12	2	7	8	8	3	3	6	1	16	1	4	0	0	36
02	JENSEN, Jared	f	3	4	0	0	4	4	4	3	7	1	10	0	1	0	1	31
54	MILES, Chris	c	4	12	0	0	0	3	2	5	2	8	0	1	0	0	0	25
02	ROSE, Mike	g	3	10	1	7	0	0	0	6								

BYU vs. Air Force – Game #19

01/22/05 11:01 at Marriott Center, Provo, UT
VISITORS: Air Force 12-6, 3-0

#	Player	tot-fg		3-pt		rebounds					pf	tp	a	to	blk	s	min	
		fg	fga	fg	fga	ft	fta	of	de	tot								
21	BURTSCHI, Jacob	f	2	1	3	0	0	0	6	6	2	5	2	2	0	1	30	
45	WELCH, Nick	c	6	12	4	5	0	0	4	4	2	16	1	1	0	2	38	
05	McCRAW, Matt	g	5	7	2	3	2	2	0	2	2	0	14	3	0	0	37	
11	KELLER, Tim	g	2	4	0	1	0	0	0	2	2	1	4	6	0	0	38	
15	HOOD, Antoine	g	5	10	0	1	0	0	0	2	2	4	10	1	3	0	31	
12	ANDERSON, Tim	0	1	0	1	0	0	0	0	0	0	0	0	0	0	1	0	3
34	NWAELELE, Dan	1	4	0	2	0	0	0	1	1	2	2	2	0	1	0	11	
35	HOLLUM, Marc	0	0	0	0	1	2	1	1	2	2	1	0	0	0	0	6	
42	BUCHANAN, Caleb	0	0	0	0	0	0	0	0	0	0	0	0	1	0	0	6	
TEAM																		
Totals.....		21	43	7	16	3	4	2	19	21	13	52	13	8	1	12	200	

TOTAL FG%	1st Half: 12-24 50.0%	2nd Half: 9-19 47.4%	Game: 48.8%	DEADBALL
3-Pt. FG%	1st Half: 4-10 40.0%	2nd Half: 3-6 50.0%	Game: 43.8%	REBOUNDS
F Throw %	1st Half: 1-2 50.0%	2nd Half: 2-2 100%	Game: 75.0%	0

HOME TEAM: Brigham Young 6-13, 0-4

#	Player	tot-fg		3-pt		rebounds					pf	tp	a	to	blk	s	min	
		fg	fga	fg	fga	ft	fta	of	de	tot								
01	HALL, Mike	f	5	10	3	6	0	0	0	3	3	4	13	2	3	3	1	38
41	MEADS, Garner	f	3	6	0	0	0	2	0	1	1	1	6	0	1	0	0	27
52	JENSEN, Jared	c	1	2	0	0	0	0	1	2	3	0	2	0	0	0	0	11
13	AINGE, Austin	g	1	5	1	4	2	2	2	4	6	1	5	6	5	0	0	29
23	BALDERSON, Jimmy	g	2	5	1	1	0	0	0	2	2	1	5	2	1	0	0	29
02	ROSE, Mike	1	4	1	4	1	2	0	0	0	0	3	4	1	2	0	1	20
03	YOUNG, Keena	7	9	0	0	0	2	4	7	11	1	14	0	2	0	0	32	
20	BURGESS, Sam	0	0	0	0	0	0	0	0	0	0	1	0	0	1	0	0	3
43	DAWES, Derek	0	1	0	0	0	0	0	0	1	1	0	0	0	0	1	0	11
TEAM																		
Totals.....		20	42	6	15	3	8	7	21	28	12	49	11	15	4	2	200	

TOTAL FG%	1st Half: 11-24 45.8%	2nd Half: 9-19 50.0%	Game: 47.6%	DEADBALL
3-Pt. FG%	1st Half: 4-9 44.4%	2nd Half: 2-6 33.3%	Game: 40.0%	REBOUNDS
F Throw %	1st Half: 3-5 60.0%	2nd Half: 0-3 0.0%	Game: 37.5%	1

Officials: Scott Thornley, Bill Gracey, Kelly Self
Technical fouls: Air Force-BURTSCHI, Jacob. Brigham Young-None.
Attendance: 10041

Score by Periods	1st	2nd	Total
Air Force	29	23	52
Brigham Young	29	20	49

Points in the paint-AF 28, BY 22. Points off turnovers-AF 14, BY 10.
2nd chance points-AF 1, BY 6. Fast break points-AF 6, BY 2.
Bench points-AF 3, BY 18. Score tied 8 times. Lead changes-12 times.

BYU vs. New Mexico – Game #20

01/24/05 8:07 PM at Marriott Center, Provo, UT
VISITORS: New Mexico 14-5, 1-3

#	Player	tot-fg		3-pt		rebounds					pf	tp	a	to	blk	s	min
		fg	fga	fg	fga	ft	fta	of	de	tot							
13	CHITTI, David	f	2	3	0	0	2	1	3	4	0	4	1	1	1	0	11
21	NEALE, Alfred	f	5	15	5	1	1	3	3	6	3	12	2	1	0	0	33
02	DEVRIES, Troy	g	2	5	2	4	0	0	3	3	2	6	0	2	0	0	30
03	COLLINS, Kris	g	2	5	0	1	3	6	1	3	4	1	7	4	3	0	33
05	WALTERS, Mark	g	3	12	1	2	2	2	0	2	2	4	9	0	0	0	32
00	OSBY, Bambale	0	1	0	0	0	0	0	0	1	1	1	0	0	2	0	8
20	WALL, Ryan	1	1	0	0	0	0	0	0	1	1	2	2	0	0	0	9
22	HART, Jeff	0	0	0	0	0	0	0	0	0	0	0	0	0	0	0	1
24	PRENTICE, Darren	1	2	1	1	0	0	0	0	0	0	1	3	0	0	0	5
25	HARDEN, Blake	0	0	0	0	1	2	0	2	2	0	1	1	2	0	0	10
32	DANRIDGE, Tony	1	5	0	0	0	2	3	5	1	2	0	0	0	0	0	15
35	PHALER, Sean	1	6	0	2	5	5	2	1	3	0	7	1	0	0	0	13
TEAM																	
Totals.....		18	55	5	15	12	18	10	24	34	15	53	9	11	4	2	200

TOTAL FG%	1st Half: 10-29 34.5%	2nd Half: 8-26 30.8%	Game: 32.7%	DEADBALL
3-Pt. FG%	1st Half: 4-7 57.1%	2nd Half: 1-8 12.5%	Game: 33.3%	REBOUNDS
F Throw %	1st Half: 1-4 25.0%	2nd Half: 11-14 78.6%	Game: 66.7%	4

HOME TEAM: Brigham Young 7-13, 1-4

#	Player	tot-fg		3-pt		rebounds					pf	tp	a	to	blk	s	min	
		fg	fga	fg	fga	ft	fta	of	de	tot								
03	YOUNG, Keena	f	6	9	0	0	3	2	5	7	3	14	0	0	1	1	36	
23	BALDERSON, Jimmy	f	0	4	0	2	0	0	0	3	3	1	0	0	2	0	11	
43	DAWES, Derek	c	6	7	0	0	2	2	4	6	10	4	14	2	1	4	1	32
01	HALL, Mike	g	7	18	1	6	1	3	3	5	8	1	16	2	0	0	38	
13	AINGE, Austin	g	0	6	0	4	0	0	0	4	4	0	4	0	8	2	0	23
02	ROSE, Mike	7	12	5	9	2	2	1	2	3	1	21	1	1	0	1	29	
10	NASHIF, Terry	0	1	0	1	3	4	0	2	2	0	3	3	1	0	1	12	
12	REICHNER, Brock	0	0	0	0	0	0	0	0	0	0	0	0	0	0	0	1	
20	BURGESS, Sam	0	2	0	1	0	0	0	1	1	0	1	0	1	0	0	8	
41	MEADS, Garner	0	0	0	0	0	0	0	0	0	0	0	1	0	0	0	3	
54	MILES, Chris	0	0	0	0	0	0	0	0	1	1	0	0	2	0	0	7	
TEAM																		
Totals.....		26	58	6	23	10	14	11	29	40	16	68	18	10	5	6	200	

TOTAL FG%	1st Half: 14-31 45.2%	2nd Half: 12-27 44.4%	Game: 44.8%	DEADBALL
3-Pt. FG%	1st Half: 2-10 20.0%	2nd Half: 4-13 30.8%	Game: 26.1%	REBOUNDS
F Throw %	1st Half: 3-3 100%	2nd Half: 7-11 63.6%	Game: 71.4%	1

Officials: Bob Staffen, Stanley Reynolds, Mark Whitehead
Technical fouls: New Mexico-None. Brigham Young-None.
Attendance: 12161

Score by Periods	1st	2nd	Total
New Mexico	25	28	53
Brigham Young	33	35	68

Points in the paint-NM 26, BY 34. Points off turnovers-NM 9, BY 17.
2nd chance points-NM 7, BY 11. Fast break points-NM 0, BY 10.
Bench points-NM 15, BY 24. Score tied 0 times. Lead changes-1 time.



2004-05 BYU Season Stats
 BYU Cougars Combined Team Statistics (as of Jan 24, 2005)
 All games

RECORD:	OVERALL	HOME	AWAY	NEUTRAL
ALL GAMES	(7-13)	(5-5)	(1-5)	(1-3)
CONFERENCE	(1-4)	(1-2)	(0-2)	(0-0)
NON-CONFERENCE	(6-9)	(4-3)	(1-3)	(1-3)

##	Player	GP-GS	Min--Avg	---TOTAL---		---3-PTS---		FT-FTA	Pct	---REBOUNDS---				PF	FO	A	TO	Blk	Stl	Pts	Avg								
				FG-FGA	Pct	3FG-FGA	Pct			Off	Def	Tot	Avg																
01	HALL, Mike.....	20-20	667 33.3	98-236	.415	35-100	.350	44-54	.815	29	53	82	4.1	42	1	45	38	6	25	275	13.8								
02	ROSE, Mike.....	20-7	433 21.7	67-152	.441	48-114	.421	21-31	.677	4	34	38	1.9	28	0	24	26	1	9	203	10.2								
52	JENSEN, Jared.....	19-18	455 23.9	62-108	.574	0-0	.000	49-56	.875	33	48	81	4.3	49	0	11	29	4	11	173	9.1								
13	AINGE, Austin.....	20-13	510 25.5	61-145	.421	28-78	.359	31-37	.838	7	54	61	3.1	36	0	81	67	0	27	181	9.1								
03	YOUNG, Keena.....	20-10	427 21.4	59-112	.527	0-3	.000	22-35	.629	46	71	117	5.9	30	0	14	15	16	10	140	7.0								
43	DAWES, Derek.....	19-5	337 17.7	35-75	.467	0-0	.000	30-45	.667	31	62	93	4.9	36	1	7	25	20	3	100	5.3								
23	BALDERSON, Jimmy...	15-6	195 13.0	23-63	.365	11-32	.344	17-25	.680	0	18	18	1.2	17	0	12	14	0	3	74	4.9								
41	MEADS, Garner.....	15-9	286 19.1	26-65	.400	0-1	.000	18-27	.667	21	48	69	4.6	37	1	9	22	5	7	70	4.7								
54	MILES, Chris.....	18-4	206 11.4	19-54	.352	0-0	.000	9-10	.900	19	22	41	2.3	31	0	10	10	15	4	47	2.6								
10	NASHIF, Terry.....	18-7	247 13.7	14-51	.275	7-30	.233	6-8	.750	0	27	27	1.5	17	0	36	26	1	10	41	2.3								
20	BURGESS, Sam.....	18-1	153 8.5	12-49	.245	7-24	.292	8-9	.889	4	12	16	0.9	28	0	9	16	3	8	39	2.2								
05	REISMAN, Joshua....	1-0	5 5.0	1-1	1.000	0-0	.000	0-0	.000	0	0	0	0.0	2	0	0	1	0	0	2	2.0								
04	BURGESS, Joshua....	2-0	9 4.5	1-2	.500	1-1	1.000	0-0	.000	0	1	1	0.5	0	0	1	0	0	0	3	1.5								
12	REICHNER, Brock....	6-0	19 3.2	3-5	.600	1-2	.500	0-2	.000	1	3	4	0.7	2	0	1	1	0	0	7	1.2								
44	PLAISTED, Trent....	5-0	44 8.8	0-3	.000	0-0	.000	3-6	.500	2	6	8	1.6	2	0	1	2	0	0	3	0.6								
34	BURGESS, David.....	2-0	7 3.5	0-1	.000	0-0	.000	0-0	.000	0	0	0	0.0	2	0	0	0	0	1	0	0.0								
TEAM.....											30	32	62	3.1	0			4											
Total.....		20	4000	481-1122	.429	138-385	.358	258-345	.748	227	491	718	35.9	359	3	261	296	71	118	1358	67.9								
Opponents.....		20	4000	494-1163	.425	138-395	.349	235-357	.658	248	461	709	35.5	344	-	287	277	58	144	1361	68.1								

TEAM STATISTICS	BY	OPP	DATE	OPPONENT	W/L	SCORE	ATTEND	
SCORING.....	1358	1361	11-22-04	vs North Carolina	L	50-86	2500	
Points per game.....	67.9	68.1	11-23-04	vs Stanford	L	53-62	2500	
Scoring margin.....	-0.1	-	11-24-04	vs Chaminade	W	77-56	2500	
FIELD GOALS-ATT.....	481-1122	494-1163	11/27/04	CALIFORNIA	L	64-67	9857	
Field goal pct.....	.429	.425	12/01/04	at Utah State	L	57-71	9620	
3 POINT FG-ATT.....	138-385	138-395	12/04/04	at USC	L	82-87	2163	
3-point FG pct.....	.358	.349	12/08/04	BOISE STATE UNIVERSITY	W	90-77	8619	
3-pt FG made per game..	6.9	6.9	12/11/04	vs Washington State University	L	46-49	10283	
FREE THROWS-ATT.....	258-345	235-357	12/18/04	UTAH STATE	L	62-84	11610	
Free throw pct.....	.748	.658	12/21/04	NORTH CAROLINA STATE	L	61-72	9390	
REBOUNDS.....	718	709	12-23-04	at Weber State	W	79-61	7043	
Rebounds per game.....	35.9	35.5	12/28/04	SOUTHERN UTAH UNIVERSITY	W	77-52	10239	
Rebounding margin.....	+0.5	-	12/31/04	SANTA CLARA	W	87-74	9534	
ASSISTS.....	261	287	01/04/05	at Saint Mary's (CA)	L	51-72	2643	
Assists per game.....	13.1	14.4	*01/08/05	SAN DIEGO STATE	L	57-59	12633	
TURNOVERS.....	296	277	01/11/05	MONTANA STATE-BILLINGS	W	110-70	9506	
Turnovers per game.....	14.8	13.9	*1-15-05	at Colorado State	L	67-74	3287	
Turnover margin.....	-0.9	-	*1-17-05	at Wyoming Cowboys	L	71-83	7360	
Assist/turnover ratio..	0.9	1.0	*01/22/05	AIR FORCE	L	49-52	10041	
STEALS.....	118	144	*01/24/05	NEW MEXICO	W	68-53	12161	
Steals per game.....	5.9	7.2						
BLOCKS.....	71	58						
Blocks per game.....	3.6	2.9						
WINNING STREAK.....	1	-						
Home win streak.....	1	-						
ATTENDANCE.....	103590	49899						
Home games-Avg/Game...	10-10359	6-5353						
Neutral site-Avg/Game..	-	4-4446						

SCORE BY PERIODS:	1st	2nd	Total
BYU Cougars.....	610	748	- 1358
Opponents.....	627	734	- 1361

2004-05 BYU Season Stats
 BYU Cougars Overall/Conference Statistics (as of Jan 24, 2005)
 All games

SUMMARY	OVERALL STATISTICS											CONFERENCE STATISTICS										
	GP-GS	Min/G	FG%	3PT%	FT%	R/G	A/G	STL	BLK	PTS/G	GP-GS	Min/G	FG%	3PT%	FT%	R/G	A/G	STL	BLK	PTS/G		
HALL, Mike.....	20-20	33.3	.415	.350	.815	4.1	2.3	25	6	13.8	5-5	35.2	.354	.276	.857	4.6	2.0	5	3	14.4		
ROSE, Mike.....	20-7	21.7	.441	.421	.677	1.9	1.2	9	1	10.2	5-2	27.6	.395	.294	.875	2.6	1.2	2	0	10.2		
JENSEN, Jared.....	19-18	23.9	.574	.000	.875	4.3	0.6	11	4	9.1	4-4	24.8	.500	.000	.875	6.0	0.3	2	2	6.3		
AINGE, Austin.....	20-13	25.5	.421	.359	.838	3.1	4.1	27	0	9.1	5-5	30.6	.295	.231	.818	4.6	5.6	9	0	8.2		
YOUNG, Keena.....	20-10	21.4	.527	.000	.629	5.9	0.7	10	16	7.0	5-1	18.6	.731	.000	.333	5.4	0.2	1	3	8.0		
DAWES, Derek.....	19-5	17.7	.467	.000	.667	4.9	0.4	3	20	5.3	5-1	17.2	.478	.000	.714	3.8	0.4	1	7	5.4		
BALDERSON, Jimmy....	15-6	13.0	.365	.344	.680	1.2	0.8	3	0	4.9	5-3	14.6	.263	.222	.667	2.0	0.4	1	0	3.2		
MEADS, Garner.....	15-9	19.1	.400	.000	.667	4.6	0.6	7	5	4.7	5-1	14.4	.400	.000	.333	2.6	0.2	2	0	3.6		
MILES, Chris.....	18-4	11.4	.352	.000	.900	2.3	0.6	4	15	2.6	4-3	13.5	.350	.000	1.000	3.3	0.3	0	2	4.0		
NASHIF, Terry.....	18-7	13.7	.275	.233	.750	1.5	2.0	10	1	2.3	3-0	6.3	.000	.000	.750	1.0	1.0	1	0	1.0		
BURGESS, Sam.....	18-1	8.5	.245	.292	.889	0.9	0.5	8	3	2.2	5-0	6.2	.200	.250	.000	0.8	0.6	1	0	0.6		
REISMAN, Joshua.....	1-0	5.0	1.000	.000	.000	0.0	0.0	0	0	2.0												
BURGESS, Joshua.....	2-0	4.5	.500	1.000	.000	0.5	0.5	0	0	1.5												
REICHNER, Brock.....	6-0	3.2	.600	.500	.000	0.7	0.2	0	0	1.2	2-0	3.0	.000	.000	.000	0.5	0.0	0	0	0.0		
PLAISTED, Trent.....	5-0	8.8	.000	.000	.500	1.6	0.2	0	0	0.6												
BURGESS, David.....	2-0	3.5	.000	.000	.000	0.0	0.0	1	0	0.0												
Total.....	20		.429	.358	.748	35.9	13.1	118	71	67.9	5		.394	.257	.747	37.6	11.6	25	17	62.4		
Opponents.....	20		.425	.349	.658	35.5	14.4	144	58	68.1	5		.440	.333	.630	33.2	13.8	34	15	64.2		

SCORING	OVERALL STATISTICS								CONFERENCE STATISTICS							
	FG-FGA	FG%	3FG-FGA	3PT%	FT-FTA	FT%	PTS	PTS/G	FG-FGA	FG%	3FG-FGA	3PT%	FT-FTA	FT%	PTS	PTS/G
HALL, Mike.....	98-236	.415	35-100	.350	44-54	.815	275	13.8	23-65	.354	8-29	.276	18-21	.857	72	14.4
ROSE, Mike.....	67-152	.441	48-114	.421	21-31	.677	203	10.2	17-43	.395	10-34	.294	7-8	.875	51	10.2
JENSEN, Jared.....	62-108	.574	0-0	.000	49-56	.875	173	9.1	9-18	.500	0-0	.000	7-8	.875	25	6.3
AINGE, Austin.....	61-145	.421	28-78	.359	31-37	.838	181	9.1	13-44	.295	6-26	.231	9-11	.818	41	8.2
YOUNG, Keena.....	59-112	.527	0-3	.000	22-35	.629	140	7.0	19-26	.731	0-0	.000	2-6	.333	40	8.0
DAWES, Derek.....	35-75	.467	0-0	.000	30-45	.667	100	5.3	11-23	.478	0-0	.000	5-7	.714	27	5.4
BALDERSON, Jimmy....	23-63	.365	11-32	.344	17-25	.680	74	4.9	5-19	.263	2-9	.222	4-6	.667	16	3.2
MEADS, Garner.....	26-65	.400	0-1	.000	18-27	.667	70	4.7	8-20	.400	0-0	.000	2-6	.333	18	3.6
MILES, Chris.....	19-54	.352	0-0	.000	9-10	.900	47	2.6	7-20	.350	0-0	.000	2-2	1.000	16	4.0
NASHIF, Terry.....	14-51	.275	7-30	.233	6-8	.750	41	2.3	0-4	.000	0-3	.000	3-4	.750	3	1.0
BURGESS, Sam.....	12-49	.245	7-24	.292	8-9	.889	39	2.2	1-5	.200	1-4	.250	0-0	.000	3	0.6
REISMAN, Joshua.....	1-1	1.000	0-0	.000	0-0	.000	2	2.0								
BURGESS, Joshua.....	1-2	.500	1-1	1.000	0-0	.000	3	1.5								
REICHNER, Brock.....	3-5	.600	1-2	.500	0-2	.000	7	1.2	0-0	.000	0-0	.000	0-0	.000	0	0.0
PLAISTED, Trent.....	0-3	.000	0-0	.000	3-6	.500	3	0.6								
BURGESS, David.....	0-1	.000	0-0	.000	0-0	.000	0	0.0								
Total.....	481-1122	.429	138-385	.358	258-345	.748	1358	67.9	113-287	.394	27-105	.257	59-79	.747	312	62.4
Opponents.....	494-1163	.425	138-395	.349	235-357	.658	1361	68.1	118-268	.440	27-81	.333	58-92	.630	321	64.2

TOTALS	OVERALL STATISTICS											CONFERENCE STATISTICS										
	O-REB	D-REB	TOTAL	PF	FO	A	TO	A/TO	Hi	Pts	O-REB	D-REB	TOTAL	PF	FO	A	TO	A/TO	Hi	Pts		
HALL, Mike.....	29	53	82	42	1	45	38	1.2	23		8	15	23	13	1	10	9	1.1	16			
ROSE, Mike.....	4	34	38	28	0	24	26	0.9	26		3	10	13	10	0	6	9	0.7	21			
JENSEN, Jared.....	33	48	81	49	0	11	29	0.4	23		10	14	24	9	0	1	3	0.3	10			
AINGE, Austin.....	7	54	61	36	0	81	67	1.2	25		6	17	23	10	0	28	16	1.8	25			
YOUNG, Keena.....	46	71	117	30	0	14	15	0.9	14		8	19	27	5	0	1	4	0.3	14			
DAWES, Derek.....	31	62	93	36	1	7	25	0.3	14		11	8	19	10	0	2	6	0.3	14			
BALDERSON, Jimmy....	0	18	18	17	0	12	14	0.9	22		0	10	10	7	0	2	5	0.4	9			
MEADS, Garner.....	21	48	69	37	1	9	22	0.4	10		4	9	13	7	0	1	5	0.2	6			
MILES, Chris.....	19	22	41	31	0	10	10	1.0	12		8	5	13	9	0	1	3	0.3	8			
NASHIF, Terry.....	0	27	27	17	0	36	26	1.4	10		0	3	3	2	0	3	1	3.0	3			
BURGESS, Sam.....	4	12	16	28	0	9	16	0.6	8		0	4	4	5	0	3	5	0.6	3			
REISMAN, Joshua.....	0	0	0	2	0	0	1	0.0	2													
BURGESS, Joshua.....	0	1	1	0	0	1	0	0.0	3													
REICHNER, Brock.....	1	3	4	2	0	1	1	1.0	4		0	1	1	0	0	0	0	0.0	0			
PLAISTED, Trent.....	2	6	8	2	0	1	2	0.5	2													
BURGESS, David.....	0	0	0	2	0	0	0	0.0	0													
Total.....	227	491	718	359	3	261	296	0.9	110		67	121	188	87	1	58	66	0.9	71			
Opponents.....	248	461	709	344	-	287	277	1.0	87		45	121	166	78	1	69	60	1.2	83			

2004-05 BYU Season Stats
 BYU Cougars Combined Team Statistics (as of Jan 24, 2005)
 Home games

RECORD :	OVERALL	HOME	AWAY	NEUTRAL
ALL GAMES	(5-5)	(5-5)	(0-0)	(0-0)
CONFERENCE	(1-2)	(1-2)	(0-0)	(0-0)
NON-CONFERENCE	(4-3)	(4-3)	(0-0)	(0-0)

## Player	GP-GS	Min--Avg	---TOTAL---		---3-PTS---		FT-FTA	Pct	---REBOUNDS---				PF	FO	A	TO	Blk	Stl	Pts	Avg
			FG-FGA	Pct	3FG-FGA	Pct			Off	Def	Tot	Avg								
01 HALL, Mike.....	10-10	329 32.9	52-115	.452	14-44	.318	29-35	.829	17	31	48	4.8	17	0	22	19	4	10	147	14.7
02 ROSE, Mike.....	10-3	256 25.6	42-90	.467	31-67	.463	14-21	.667	2	21	23	2.3	15	0	16	10	1	6	129	12.9
52 JENSEN, Jared.....	9-8	217 24.1	31-53	.585	0-0	.000	34-37	.919	17	19	36	4.0	20	0	4	10	1	5	96	10.7
13 AINGE, Austin.....	10-8	277 27.7	28-73	.384	14-37	.378	23-29	.793	3	37	40	4.0	18	0	55	35	0	13	93	9.3
03 YOUNG, Keena.....	10-5	213 21.3	30-57	.526	0-0	.000	13-22	.591	26	37	63	6.3	17	0	6	7	7	5	73	7.3
43 DAWES, Derek.....	9-3	152 16.9	14-32	.438	0-0	.000	12-18	.667	13	33	46	5.1	18	1	4	11	13	2	40	4.4
41 MEADS, Garner.....	7-4	115 16.4	12-25	.480	0-0	.000	6-10	.600	7	16	23	3.3	15	1	5	5	1	2	30	4.3
23 BALDERSON, Jimmy...	8-4	110 13.8	12-33	.364	3-12	.250	5-8	.625	0	12	12	1.5	8	0	8	9	0	2	32	4.0
54 MILES, Chris.....	9-2	139 15.4	13-35	.371	0-0	.000	5-6	.833	9	13	22	2.4	16	0	8	8	12	2	31	3.4
10 NASHIF, Terry.....	9-2	104 11.6	7-22	.318	4-13	.308	4-6	.667	0	16	16	1.8	4	0	15	7	0	6	22	2.4
20 BURGESS, Sam.....	9-1	66 7.3	5-22	.227	4-12	.333	8-9	.889	3	5	8	0.9	17	0	5	7	0	5	22	2.4
12 REICHNER, Brock....	3-0	11 3.7	3-5	.600	1-2	.500	0-2	.000	1	2	3	1.0	2	0	1	0	0	0	7	2.3
04 BURGESS, Joshua....	2-0	9 4.5	1-2	.500	1-1	1.000	0-0	.000	0	1	1	0.5	0	0	1	0	0	0	3	1.5
34 BURGESS, David.....	1-0	2 2.0	0-0	.000	0-0	.000	0-0	.000	0	0	0	0.0	0	0	0	0	0	0	0	0.0
TEAM.....										15	12	27	2.7	0						

Total.....	10	2000	250-564	.443	72-188	.383	153-203	.754	113	255	368	36.8	167	2	150	128	39	58	725	72.5
Opponents.....	10	2000	244-592	.412	73-205	.356	99-154	.643	131	229	360	36.0	188	-	139	139	28	67	660	66.0

TEAM STATISTICS	BY	OPP	DATE	OPPONENT	W/L	SCORE	ATTEND
SCORING.....	725	660	11/27/04	CALIFORNIA	L	64-67	9857
Points per game.....	72.5	66.0	12/08/04	BOISE STATE UNIVERSITY	W	90-77	8619
Scoring margin.....	+6.5	-	12/18/04	UTAH STATE	L	62-84	11610
FIELD GOALS-ATT.....	250-564	244-592	12/21/04	NORTH CAROLINA STATE	L	61-72	9390
Field goal pct.....	.443	.412	12/28/04	SOUTHERN UTAH UNIVERSITY	W	77-52	10239
3 POINT FG-ATT.....	72-188	73-205	12/31/04	SANTA CLARA	W	87-74	9534
3-point FG pct.....	.383	.356	*01/08/05	SAN DIEGO STATE	L	57-59	12633
3-pt FG made per game..	7.2	7.3	01/11/05	MONTANA STATE-BILLINGS	W	110-70	9506
FREE THROWS-ATT.....	153-203	99-154	*01/22/05	AIR FORCE	L	49-52	10041
Free throw pct.....	.754	.643	*01/24/05	NEW MEXICO	W	68-53	12161
REBOUNDS.....	368	360					
Rebounds per game.....	36.8	36.0					
Rebounding margin.....	+0.8	-					
ASSISTS.....	150	139					
Assists per game.....	15.0	13.9					
TURNOVERS.....	128	139					
Turnovers per game.....	12.8	13.9					
Turnover margin.....	+1.1	-					
Assist/turnover ratio..	1.2	1.0					
STEALS.....	58	67					
Steals per game.....	5.8	6.7					
BLOCKS.....	39	28					
Blocks per game.....	3.9	2.8					
WINNING STREAK.....	1	-					
Home win streak.....	1	-					
ATTENDANCE.....	103590	0					
Home games-Avg/Game....	10-10359	0-0					
Neutral site-Avg/Game..	-	0-0					

SCORE BY PERIODS:	1st	2nd	Total
BYU Cougars.....	320	405	- 725
Opponents.....	306	354	- 660

2004-05 BYU Season Stats
 BYU Cougars Combined Team Statistics (as of Jan 18, 2005)
 Away games

RECORD :	OVERALL	HOME	AWAY	NEUTRAL
ALL GAMES	(1-5)	(0-0)	(1-5)	(0-0)
CONFERENCE	(0-2)	(0-0)	(0-2)	(0-0)
NON-CONFERENCE	(1-3)	(0-0)	(1-3)	(0-0)

## Player	GP-GS	Min--Avg	---TOTAL---		---3-PTS---		FT-FTA	Pct	---REBOUNDS---				PF	FO	A	TO	Blk	Stl	Pts	Avg
			FG-FGA	Pct	3FG-FGA	Pct			Off	Def	Tot	Avg								
01 HALL, Mike.....	6-6	206 34.3	34-76	.447	15-34	.441	11-13	.846	6	11	17	2.8	14	1	14	10	1	7	94	15.7
13 AINGE, Austin.....	6-5	158 26.3	23-53	.434	10-30	.333	8-8	1.000	4	10	14	2.3	12	0	19	20	0	13	64	10.7
52 JENSEN, Jared.....	6-6	157 26.2	18-35	.514	0-0	.000	6-7	.857	11	24	35	5.8	19	0	6	12	3	3	42	7.0
23 BALDERSON, Jimmy...	6-1	70 11.7	11-26	.423	8-17	.471	12-17	.706	0	6	6	1.0	9	0	4	3	0	1	42	7.0
02 ROSE, Mike.....	6-1	98 16.3	13-32	.406	10-25	.400	5-6	.833	2	8	10	1.7	10	0	4	9	0	0	41	6.8
43 DAWES, Derek.....	6-2	122 20.3	14-31	.452	0-0	.000	11-16	.688	12	12	24	4.0	12	0	1	9	4	0	39	6.5
03 YOUNG, Keena.....	6-4	131 21.8	16-28	.571	0-1	.000	4-5	.800	11	20	31	5.2	10	0	8	7	7	3	36	6.0
41 MEADS, Garner.....	5-2	99 19.8	10-25	.400	0-1	.000	7-12	.583	8	14	22	4.4	13	0	1	8	2	3	27	5.4
54 MILES, Chris.....	6-2	50 8.3	5-17	.294	0-0	.000	2-2	1.000	6	6	12	2.0	13	0	1	0	2	2	12	2.0
10 NASHIF, Terry.....	5-1	63 12.6	2-13	.154	1-8	.125	0-0	.000	0	5	5	1.0	5	0	11	7	0	1	5	1.0
20 BURGESS, Sam.....	5-0	34 6.8	2-6	.333	1-2	.500	0-0	.000	0	3	3	0.6	2	0	3	4	0	1	5	1.0
12 REICHNER, Brock....	2-0	7 3.5	0-0	.000	0-0	.000	0-0	.000	0	1	1	0.5	0	0	0	0	0	0	0	0.0
44 PLAISTED, Trent....	2-0	5 2.5	0-0	.000	0-0	.000	0-0	.000	0	1	1	0.5	1	0	0	0	0	0	0	0.0
TEAM.....										10	11	21	3.5	0		4				

Total.....	6	1200	148-342	.433	45-118	.381	66-86	.767	70	132	202	33.7	120	1	72	93	19	34	407	67.8
Opponents.....	6	1200	161-345	.467	39-111	.351	87-131	.664	73	134	207	34.5	89	-	91	79	19	41	448	74.7

TEAM STATISTICS	BY	OPP	DATE	OPPONENT	W/L	SCORE	ATTEND
SCORING.....	407	448	12/01/04	at Utah State	L	57-71	9620
Points per game.....	67.8	74.7	12/04/04	at USC	L	82-87	2163
Scoring margin.....	-6.8	-	12-23-04	at Weber State	W	79-61	7043
FIELD GOALS-ATT.....	148-342	161-345	01/04/05	at Saint Mary's (CA)	L	51-72	2643
Field goal pct.....	.433	.467	*1-15-05	at Colorado State	L	67-74	3287
3 POINT FG-ATT.....	45-118	39-111	*1-17-05	at Wyoming Cowboys	L	71-83	7360
3-point FG pct.....	.381	.351					
3-pt FG made per game..	7.5	6.5					
FREE THROWS-ATT.....	66-86	87-131					
Free throw pct.....	.767	.664					
REBOUNDS.....	202	207					
Rebounds per game.....	33.7	34.5					
Rebounding margin.....	-0.8	-					
ASSISTS.....	72	91					
Assists per game.....	12.0	15.2					
TURNOVERS.....	93	79					
Turnovers per game.....	15.5	13.2					
Turnover margin.....	-2.3	-					
Assist/turnover ratio..	0.8	1.2					
STEALS.....	34	41					
Steals per game.....	5.7	6.8					
BLOCKS.....	19	19					
Blocks per game.....	3.2	3.2					
WINNING STREAK.....	0	-					
Home win streak.....	0	-					
ATTENDANCE.....	0	32116					
Home games-Avg/Game....	0-0	6-5353					
Neutral site-Avg/Game..	-	0-0					

SCORE BY PERIODS:	1st	2nd	Total
BYU Cougars.....	189	218	- 407
Opponents.....	206	242	- 448

2004-05 BYU Season Stats
 BYU Cougars Combined Team Statistics (as of Jan 24, 2005)
 Games won

RECORD :	OVERALL	HOME	AWAY	NEUTRAL
ALL GAMES	(7-0)	(5-0)	(1-0)	(1-0)
CONFERENCE	(1-0)	(1-0)	(0-0)	(0-0)
NON-CONFERENCE	(6-0)	(4-0)	(1-0)	(1-0)

## Player	GP-GS	Min--Avg	---TOTAL---		---3-PTS---		FT-FTA	Pct	---REBOUNDS---				PF	FO	A	TO	Blk	Stl	Pts	Avg
			FG-FGA	Pct	3FG-FGA	Pct			Off	Def	Tot	Avg								
01 HALL, Mike.....	7-7	239 34.1	42-78	.538	12-29	.414	14-18	.778	14	21	35	5.0	10	0	22	13	1	9	110	15.7
52 JENSEN, Jared.....	6-6	148 24.7	31-48	.646	0-0	.000	24-25	.960	14	16	30	5.0	19	0	5	9	0	3	86	14.3
02 ROSE, Mike.....	7-3	155 22.1	32-55	.582	24-42	.571	11-15	.733	1	11	12	1.7	3	0	14	6	1	2	99	14.1
03 YOUNG, Keena.....	7-5	179 25.6	28-46	.609	0-0	.000	15-21	.714	15	25	40	5.7	14	0	5	4	7	6	71	10.1
13 AINGE, Austin.....	7-5	187 26.7	19-48	.396	10-25	.400	10-12	.833	1	28	29	4.1	17	0	38	18	0	11	58	8.3
43 DAWGES, Derek.....	6-3	124 20.7	17-32	.531	0-0	.000	14-20	.700	7	28	35	5.8	15	1	6	8	10	3	48	8.0
41 MEADS, Garner.....	4-2	65 16.3	7-14	.500	0-1	.000	7-8	.875	4	16	20	5.0	8	0	4	4	0	0	21	5.3
23 BALDERSON, Jimmy...	6-2	65 10.8	8-21	.381	2-8	.250	5-8	.625	0	10	10	1.7	3	0	5	5	0	2	23	3.8
54 MILES, Chris.....	7-0	64 9.1	8-19	.421	0-0	.000	7-8	.875	4	5	9	1.3	11	0	8	4	6	2	23	3.3
20 BURGESS, Sam.....	6-0	67 11.2	5-21	.238	4-11	.364	5-6	.833	3	5	8	1.3	13	0	5	6	3	5	19	3.2
10 NASHIF, Terry.....	7-2	78 11.1	6-13	.462	2-5	.400	4-6	.667	0	12	12	1.7	2	0	10	5	1	6	18	2.6
05 REISMAN, Joshua....	1-0	5 5.0	1-1	1.000	0-0	.000	0-0	.000	0	0	0	0.0	2	0	0	1	0	0	2	2.0
12 REICHNER, Brock....	4-0	12 3.0	3-5	.600	1-2	.500	0-2	.000	1	2	3	0.8	2	0	1	1	0	0	7	1.8
04 BURGESS, Joshua....	2-0	9 4.5	1-2	.500	1-1	1.000	0-0	.000	0	1	1	0.5	0	0	1	0	0	0	3	1.5
44 PLAISTED, Trent....	1-0	3 3.0	0-1	.000	0-0	.000	0-0	.000	0	0	0	0.0	0	0	0	0	0	0	0	0.0
TEAM.....										6	6	12	1.7	0		1				
Total.....	7	1400	208-404	.515	56-124	.452	116-149	.779	70	186	256	36.6	119	1	124	85	29	49	588	84.0
Opponents.....	7	1400	158-416	.380	58-158	.367	69-105	.657	95	143	238	34.0	138	-	89	115	17	36	443	63.3

TEAM STATISTICS	BY	OPP	DATE	OPPONENT	W/L	SCORE	ATTEND
SCORING.....	588	443	11-24-04	vs Chaminade	W	77-56	2500
Points per game.....	84.0	63.3	12/08/04	BOISE STATE UNIVERSITY	W	90-77	8619
Scoring margin.....	+20.7	-	12-23-04	at Weber State	W	79-61	7043
FIELD GOALS-ATT.....	208-404	158-416	12/28/04	SOUTHERN UTAH UNIVERSITY	W	77-52	10239
Field goal pct.....	.515	.380	12/31/04	SANTA CLARA	W	87-74	9534
3 POINT FG-ATT.....	56-124	58-158	01/11/05	MONTANA STATE-BILLINGS	W	110-70	9506
3-point FG pct.....	.452	.367	*01/24/05	NEW MEXICO	W	68-53	12161
3-pt FG made per game..	8.0	8.3					
FREE THROWS-ATT.....	116-149	69-105					
Free throw pct.....	.779	.657					
REBOUNDS.....	256	238					
Rebounds per game.....	36.6	34.0					
Rebounding margin.....	+2.6	-					
ASSISTS.....	124	89					
Assists per game.....	17.7	12.7					
TURNOVERS.....	85	115					
Turnovers per game....	12.1	16.4					
Turnover margin.....	+4.3	-					
Assist/turnover ratio..	1.5	0.8					
STEALS.....	49	36					
Steals per game.....	7.0	5.1					
BLOCKS.....	29	17					
Blocks per game.....	4.1	2.4					
WINNING STREAK.....	7	-					
Home win streak.....	5	-					
ATTENDANCE.....	50059	9543					
Home games-Avg/Game...	5-10012	1-7043					
Neutral site-Avg/Game..	-	1-2500					

SCORE BY PERIODS:	1st	2nd	Total
BYU Cougars.....	262	326	- 588
Opponents.....	187	256	- 443

2004-05 BYU Season Stats
 BYU Cougars Combined Team Statistics (as of Jan 23, 2005)
 Games lost

RECORD :	OVERALL	HOME	AWAY	NEUTRAL
ALL GAMES	(0-13)	(0-5)	(0-5)	(0-3)
CONFERENCE	(0-4)	(0-2)	(0-2)	(0-0)
NON-CONFERENCE	(0-9)	(0-3)	(0-3)	(0-3)

## Player	GP-GS	Min--Avg	---TOTAL---			---3-PTS---		FT-FTA	Pct	----REBOUNDS----				PF	FO	A	TO	Blk	Stl	Pts	Avg
			FG-FGA	Pct	3FG-FGA	Pct	Off			Def	Tot	Avg									
01 HALL, Mike.....	13-13	428 32.9	56-158	.354	23-71	.324	30-36	.833	15	32	47	3.6	32	1	23	25	5	16	165	12.7	
13 AINGE, Austin.....	13-8	323 24.8	42-97	.433	18-53	.340	21-25	.840	6	26	32	2.5	19	0	43	49	0	16	123	9.5	
02 ROSE, Mike.....	13-4	278 21.4	35-97	.361	24-72	.333	10-16	.625	3	23	26	2.0	25	0	10	20	0	7	104	8.0	
52 JENSEN, Jared.....	13-12	307 23.6	31-60	.517	0-0	.000	25-31	.806	19	32	51	3.9	30	0	6	20	4	8	87	6.7	
23 BALDERSON, Jimmy...	9-4	130 14.4	15-42	.357	9-24	.375	12-17	.706	0	8	8	0.9	14	0	7	9	0	1	51	5.7	
03 YOUNG, Keena.....	13-5	248 19.1	31-66	.470	0-3	.000	7-14	.500	31	46	77	5.9	16	0	9	11	9	4	69	5.3	
41 MEADS, Garner.....	11-7	221 20.1	19-51	.373	0-0	.000	11-19	.579	17	32	49	4.5	29	1	5	18	5	7	49	4.5	
43 DAWES, Derek.....	13-2	213 16.4	18-43	.419	0-0	.000	16-25	.640	24	34	58	4.5	21	0	1	17	10	0	52	4.0	
54 MILES, Chris.....	11-4	142 12.9	11-35	.314	0-0	.000	2-2	1.000	15	17	32	2.9	20	0	2	6	9	2	24	2.2	
10 NASHIF, Terry.....	11-5	169 15.4	8-38	.211	5-25	.200	2-2	1.000	0	15	15	1.4	15	0	26	21	0	4	23	2.1	
20 BURGESS, Sam.....	12-1	86 7.2	7-28	.250	3-13	.231	3-3	1.000	1	7	8	0.7	15	0	4	10	0	3	20	1.7	
44 PLAISTED, Trent....	4-0	41 10.3	0-2	.000	0-0	.000	3-6	.500	2	6	8	2.0	2	0	1	2	0	0	3	0.8	
12 REICHNER, Brock....	2-0	7 3.5	0-0	.000	0-0	.000	0-0	.000	0	1	1	0.5	0	0	0	0	0	0	0	0.0	
34 BURGESS, David.....	2-0	7 3.5	0-1	.000	0-0	.000	0-0	.000	0	0	0	0.0	2	0	0	0	0	1	0	0.0	
TEAM.....										24	26	50	3.8	0		3					
Total.....	13	2600	273-718	.380	82-261	.314	142-196	.724	157	305	462	35.5	240	2	137	211	42	69	770	59.2	
Opponents.....	13	2600	336-747	.450	80-237	.338	166-252	.659	153	318	471	36.2	206	-	198	162	41	108	918	70.6	

TEAM STATISTICS	BY	OPP	DATE	OPPONENT	W/L	SCORE	ATTEND
SCORING.....	770	918	11-22-04	vs North Carolina	L	50-86	2500
Points per game.....	59.2	70.6	11-23-04	vs Stanford	L	53-62	2500
Scoring margin.....	-11.4	-	11/27/04	CALIFORNIA	L	64-67	9857
FIELD GOALS-ATT.....	273-718	336-747	12/01/04	at Utah State	L	57-71	9620
Field goal pct.....	.380	.450	12/04/04	at USC	L	82-87	2163
3 POINT FG-ATT.....	82-261	80-237	12/11/04	vs Washington State University	L	46-49	10283
3-point FG pct.....	.314	.338	12/18/04	UTAH STATE	L	62-84	11610
3-pt FG made per game..	6.3	6.2	12/21/04	NORTH CAROLINA STATE	L	61-72	9390
FREE THROWS-ATT.....	142-196	166-252	01/04/05	at Saint Mary's (CA)	L	51-72	2643
Free throw pct.....	.724	.659	*01/08/05	SAN DIEGO STATE	L	57-59	12633
REBOUNDS.....	462	471	*1-15-05	at Colorado State	L	67-74	3287
Rebounds per game.....	35.5	36.2	*1-17-05	at Wyoming Cowboys	L	71-83	7360
Rebounding margin.....	-0.7	-	*01/22/05	AIR FORCE	L	49-52	10041
ASSISTS.....	137	198					
Assists per game.....	10.5	15.2					
TURNOVERS.....	211	162					
Turnovers per game.....	16.2	12.5					
Turnover margin.....	-3.8	-					
Assist/turnover ratio..	0.6	1.2					
STEALS.....	69	108					
Steals per game.....	5.3	8.3					
BLOCKS.....	42	41					
Blocks per game.....	3.2	3.2					
WINNING STREAK.....	0	-					
Home win streak.....	0	-					
ATTENDANCE.....	53531	40356					
Home games-Avg/Game....	5-10706	5-5015					
Neutral site-Avg/Game..	-	3-5094					

SCORE BY PERIODS:	1st	2nd	Total
BYU Cougars.....	348	422	- 770
Opponents.....	440	478	- 918

2004-05 BYU Season Stats
 BYU Cougars Team Game-by-Game (as of Jan 24, 2005)
 All games

TEAM STATISTICS

Opponent	Date	Score	W/L	---TOTAL---		--3-PTRS--		----REBOUNDS----		PF	A	TO	Blk	Stl	Pts---Avg					
				FG-FGA	Pct	3FG-FGA	Pct	FT-FTA	Pct							Off	Def	Tot	Avg	
vs North Carolina	11-22-04	50-86	L	18-57	.316	6-23	.261	8-14	.571	15	28	43	43.0	21	8	27	4	7	50	50.0
vs Stanford	11-23-04	53-62	L	17-48	.354	4-16	.250	15-23	.652	11	27	38	40.5	20	4	19	1	3	53	51.5
vs Chaminade	11-24-04	77-56	W	31-63	.492	5-15	.333	10-10	1.000	12	24	36	39.0	17	16	15	5	10	77	60.0
CALIFORNIA	11/27/04	64-67	L	21-64	.328	6-21	.286	16-19	.842	19	20	39	39.0	19	12	8	5	6	64	61.0
at Utah State	12/01/04	57-71	L	22-53	.415	8-21	.381	5-8	.625	11	19	30	37.2	17	10	15	5	7	57	60.2
at USC	12/04/04	82-87	L	26-55	.473	13-25	.520	17-26	.654	14	26	40	37.7	19	18	21	1	5	82	63.8
BOISE STATE UNIVERSIT	12/08/04	90-77	W	28-57	.491	11-21	.524	23-31	.742	8	35	43	38.4	16	15	15	4	5	90	67.6
vs Washington State U	12/11/04	46-49	L	17-48	.354	6-25	.240	6-9	.667	6	25	31	37.5	14	11	14	3	6	46	64.9
UTAH STATE	12/18/04	62-84	L	23-58	.397	7-19	.368	9-14	.643	11	18	29	36.6	22	10	13	7	6	62	64.6
NORTH CAROLINA STATE	12/21/04	61-72	L	21-55	.382	5-16	.313	14-15	.933	7	25	32	36.1	18	16	13	1	6	61	64.2
at Weber State	12-23-04	79-61	W	32-53	.604	6-11	.545	9-9	1.000	7	20	27	35.3	19	15	8	3	6	79	65.5
SOUTHERN UTAH UNIVERS	12/28/04	77-52	W	27-54	.500	12-21	.571	11-19	.579	11	22	33	35.1	15	18	11	3	6	77	66.5
SANTA CLARA	12/31/04	87-74	W	24-46	.522	6-17	.353	33-36	.917	5	25	30	34.7	20	19	13	5	4	87	68.1
at Saint Mary's (CA)	01/04/05	51-72	L	21-51	.412	6-13	.462	3-3	1.000	7	25	32	34.5	19	8	25	3	4	51	66.9
SAN DIEGO STATE	01/08/05	57-59	L	20-57	.351	3-19	.158	14-17	.824	18	29	47	35.3	13	8	17	1	5	57	66.2
MONTANA STATE-BILLING	01/11/05	110-70	W	40-73	.548	10-16	.625	20-30	.667	16	31	47	36.1	16	23	13	4	12	110	68.9
at Colorado State	1-15-05	67-74	L	24-69	.348	8-30	.267	11-13	.846	17	18	35	36.0	29	14	10	2	6	67	68.8
at Wyoming Cowboys	1-17-05	71-83	L	23-61	.377	4-18	.222	21-27	.778	14	24	38	36.1	17	7	14	5	6	71	68.9
AIR FORCE	01/22/05	49-52	L	20-42	.476	6-15	.400	3-8	.375	7	21	28	35.7	12	11	15	4	2	49	67.9
NEW MEXICO	01/24/05	68-53	W	26-58	.448	6-23	.261	10-14	.714	11	29	40	35.9	16	18	10	5	6	68	67.9
BYU Cougars		1358		481-1122	.429	138-385	.358	258-345	.748	227	491	718	35.9	359	261	296	71	118	1358	67.9
Opponents		1361		494-1163	.425	138-395	.349	235-357	.658	248	461	709	35.5	344	287	277	58	144	1361	68.1

Games played: 20
 Points/game: 67.9
 FG Pct: 42.9
 3FG Pct: 35.8
 FT Pct: 74.8

Rebounds/game: 35.9
 Assists/game: 13.1
 Turnovers/game: 14.8
 Assist/turnover ratio: 0.9
 Steals/game: 5.9
 Blocks/game: 3.6

2004-05 BYU Season Stats
 BYU Cougars Opponent Game-by-Game (as of Jan 24, 2005)
 All games

OPPONENT STATISTICS

Opponent	Date	Score	W/L	---TOTAL---		--3-PTRS--		FT-FTA		----REBOUNDS----				PF	A	TO	Blk	Stl	Pts---Avg	
				FG-FGA	Pct	3FG-FGA	Pct	Pct	Off	Def	Tot	Avg								
vs North Carolina	11-22-04	50-86	L	30-69	.435	8-26	.308	18-23	.783	14	28	42	42.0	17	19	12	1	15	86	86.0
vs Stanford	11-23-04	53-62	L	21-55	.382	2-11	.182	18-25	.720	11	23	34	38.0	23	13	11	4	7	62	74.0
vs Chaminade	11-24-04	77-56	W	22-53	.415	6-23	.261	6-13	.462	9	21	30	35.3	16	12	21	4	8	56	68.0
CALIFORNIA	11/27/04	64-67	L	26-58	.448	3-9	.333	12-22	.545	18	27	45	37.8	17	6	14	5	4	67	67.8
at Utah State	12/01/04	57-71	L	25-54	.463	3-17	.176	18-23	.783	12	21	33	36.8	11	13	9	4	8	71	68.4
at USC	12/04/04	82-87	L	32-67	.478	11-25	.440	12-17	.706	10	20	30	35.7	19	21	11	2	10	87	71.5
BOISE STATE UNIVERSIT	12/08/04	90-77	W	30-74	.405	10-28	.357	7-13	.538	14	25	39	36.1	22	17	14	3	2	77	72.3
vs Washington State U	12/11/04	46-49	L	16-49	.327	10-19	.526	7-11	.636	10	26	36	36.1	11	13	15	2	6	49	69.4
UTAH STATE	12/18/04	62-84	L	30-59	.508	9-18	.500	15-24	.625	18	28	46	37.2	18	22	15	4	8	84	71.0
NORTH CAROLINA STATE	12/21/04	61-72	L	28-60	.467	5-28	.179	11-16	.688	10	25	35	37.0	14	13	10	3	8	72	71.1
at Weber State	12-23-04	79-61	W	22-53	.415	5-15	.333	12-16	.750	14	14	28	36.2	12	9	14	0	1	61	70.2
SOUTHERN UTAH UNIVERS	12/28/04	77-52	W	17-47	.362	6-15	.400	12-17	.706	11	20	31	35.8	19	12	15	2	8	52	68.7
SANTA CLARA	12/31/04	87-74	W	26-64	.406	12-26	.462	10-16	.625	19	18	37	35.8	31	16	17	1	5	74	69.1
at Saint Mary's (CA)	01/04/05	51-72	L	28-63	.444	7-18	.389	9-17	.529	15	23	38	36.0	13	18	16	2	12	72	69.3
SAN DIEGO STATE	01/08/05	57-59	L	25-62	.403	2-14	.143	7-12	.583	11	22	33	35.8	16	17	12	2	8	59	68.6
MONTANA STATE-BILLING	01/11/05	110-70	W	23-70	.329	14-36	.389	10-12	.833	18	21	39	36.0	23	14	23	6	8	70	68.7
at Colorado State	1-15-05	67-74	L	22-45	.489	4-13	.308	26-38	.684	10	29	39	36.2	17	15	16	7	6	74	69.0
at Wyoming Cowboys	1-17-05	71-83	L	32-63	.508	9-23	.391	10-20	.500	12	27	39	36.3	17	15	13	4	4	83	69.8
AIR FORCE	01/22/05	49-52	L	21-43	.488	7-16	.438	3-4	.750	2	19	21	35.5	13	13	8	1	12	52	68.8
NEW MEXICO	01/24/05	68-53	W	18-55	.327	5-15	.333	12-18	.667	10	24	34	35.5	15	9	11	1	4	53	68.1
Opponents		1361		494-1163	.425	138-395	.349	235-357	.658	248	461	709	35.5	344	287	277	58	144	1361	68.1
BYU Cougars		1358		481-1122	.429	138-385	.358	258-345	.748	227	491	718	35.9	359	261	296	71	118	1358	67.9

Games played: 20
 Points/game: 68.1
 FG Pct: 42.5
 3FG Pct: 34.9
 FT Pct: 65.8

Rebounds/game: 35.5
 Assists/game: 14.4
 Turnovers/game: 13.9
 Assist/turnover ratio: 1.0
 Steals/game: 7.2
 Blocks/game: 2.9

2004-05 BYU Season Stats
 BYU Cougars Game-by-Game Points-Rebounds-Assists (as of Jan 24, 2005)
 All games

Opponent	Date	Score	01	02	03	04	05	10	12	13	20
-----	----	-----	WL HALL,MIKE	ROSE,MIKE	YOUNG,KEE	BURGESS,J	REISMAN,J	NASHIF,TE	REICHNER,	AINGE,AUS	BURGESS,S
vs North Carolina	11-22-04	50-86	L 10- 4- 0	5- 1- 0	9-10- 0	DNP	DNP	3- 1- 4	DNP	6- 1- 1	4- 1- 0
vs Stanford	11-23-04	53-62	L 7- 6- 2	8- 2- 0	6- 4- 0	DNP	DNP	7- 1- 1	DNP	0- 0- 0	0- 1- 1
vs Chaminade	11-24-04	77-56	W 14- 6- 5	5- 0- 3	14- 6- 0	DNP	2- 0- 0	4- 4- 5	0- 0- 0	2- 4- 2	8- 3- 0
CALIFORNIA	11/27/04	64-67	L 23- 4- 2	1- 3- 1	6- 6- 2	DNP	DNP	8- 8- 5	DNP	2- 1- 0	6- 1- 0
at Utah State	12/01/04	57-71	L 19- 5- 3	3- 0- 0	4- 9- 2	DNP	DNP	0- 0- 1	DNP	15- 2- 3	2- 1- 0
at USC	12/04/04	82-87	L 13- 2- 1	13- 3- 0	0- 4- 0	DNP	DNP	0- 3-10	DNP	7- 0- 2	DNP
BOISE STATE UNIVERSITY	12/08/04	90-77	W 21- 9- 5	19- 3- 1	11- 8- 0	DNP	DNP	1- 1- 0	DNP	14- 5- 5	DNP
vs Washington State Uni	12/11/04	46-49	L 3- 1- 2	15- 2- 1	2- 3- 0	DNP	DNP	0- 0- 0	DNP	16- 2- 4	0- 0- 0
UTAH STATE	12/18/04	62-84	L 4- 4- 1	14- 1- 0	8- 7- 0	DNP	DNP	0- 0- 4	DNP	21- 2- 3	5- 0- 0
NORTH CAROLINA STATE	12/21/04	61-72	L 18- 4- 3	9- 1- 1	2-10- 3	DNP	DNP	0- 0- 1	DNP	9- 4- 8	0- 1- 0
at Weber State	12-23-04	79-61	W 23- 2- 4	0- 0- 0	14- 6- 4	DNP	DNP	0- 0- 0	DNP	9- 4- 3	0- 0- 0
SOUTHERN UTAH UNIVERSIT	12/28/04	77-52	W 12- 4- 3	14- 1- 1	6- 4- 1	0- 1- 1	DNP	0- 3- 0	3- 1- 1	14- 3- 5	5- 1- 0
SANTA CLARA	12/31/04	87-74	W 10- 1- 2	26- 3- 5	2- 3- 0	DNP	DNP	0- 0- 0	DNP	9- 7- 7	0- 0- 0
at Saint Mary's (CA)	01/04/05	51-72	L 12- 2- 1	6- 3- 2	6- 4- 1	DNP	DNP	5- 1- 0	0- 0- 0	6- 1- 2	0- 0- 1
SAN DIEGO STATE	01/08/05	57-59	L 16- 6- 1	7- 6- 2	0- 1- 0	DNP	DNP	0- 0- 0	DNP	9- 6- 5	0- 1- 0
MONTANA STATE-BILLINGS	01/11/05	110-70	W 14- 5- 1	14- 2- 3	10- 6- 0	3- 0- 0	DNP	10- 2- 2	4- 2- 0	10- 2- 8	6- 3- 4
at Colorado State	1-15-05	67-74	L 11- 3- 4	6- 1- 2	2- 3- 0	DNP	DNP	0- 1- 0	DNP	25- 3- 6	0- 0- 1
at Wyoming Cowboys	1-17-05	71-83	L 16- 3- 1	13- 3- 0	10- 5- 1	DNP	DNP	DNP	0- 1- 0	2- 4- 3	3- 2- 1
AIR FORCE	01/22/05	49-52	L 13- 3- 2	4- 0- 1	14-11- 0	DNP	DNP	DNP	DNP	5- 6- 6	0- 0- 0
NEW MEXICO	01/24/05	68-53	W 16- 8- 2	21- 3- 1	14- 7- 0	DNP	DNP	3- 2- 3	0- 0- 0	0- 4- 8	0- 1- 1

Opponent	Date	Score	23	34	41	43	44	52	54
-----	----	-----	WL BALDERSON	BURGESS,D	MEADS,GAR	DAWES,DER	PLAISTED,	JENSEN,JA	MILES,CHR
vs North Carolina	11-22-04	50-86	L DNP	0- 0- 0	2- 9- 1	1- 0- 0	2- 3- 1	8- 3- 1	0- 5- 0
vs Stanford	11-23-04	53-62	L DNP	DNP	9- 5- 0	4-10- 0	1- 4- 0	11- 2- 0	DNP
vs Chaminade	11-24-04	77-56	W DNP	DNP	DNP	10- 6- 1	0- 0- 0	16- 5- 0	2- 0- 0
CALIFORNIA	11/27/04	64-67	L DNP	0- 0- 0	DNP	4- 8- 0	DNP	12- 2- 2	2- 1- 0
at Utah State	12/01/04	57-71	L 6- 0- 0	DNP	0- 2- 0	0- 2- 0	0- 0- 0	8- 4- 1	0- 1- 0
at USC	12/04/04	82-87	L 22- 1- 4	DNP	10- 8- 1	10- 5- 0	0- 1- 0	3- 5- 0	4- 2- 0
BOISE STATE UNIVERSITY	12/08/04	90-77	W 3- 2- 1	DNP	4- 3- 2	2- 3- 0	DNP	13- 5- 1	2- 1- 0
vs Washington State Uni	12/11/04	46-49	L 0- 0- 0	DNP	2-10- 2	6- 7- 1	DNP	0- 0- 0	2- 2- 1
UTAH STATE	12/18/04	62-84	L 2- 0- 1	DNP	4- 1- 1	0- 4- 0	DNP	4- 1- 0	0- 5- 0
NORTH CAROLINA STATE	12/21/04	61-72	L DNP	DNP	4- 1- 0	5- 3- 0	DNP	14- 3- 0	0- 2- 0
at Weber State	12-23-04	79-61	W 0- 1- 0	DNP	10- 6- 0	7- 2- 1	DNP	16- 5- 3	0- 0- 0
SOUTHERN UTAH UNIVERSIT	12/28/04	77-52	W 11- 0- 2	DNP	DNP	10- 9- 1	DNP	2- 3- 0	0- 1- 3
SANTA CLARA	12/31/04	87-74	W 0- 1- 0	DNP	DNP	5- 5- 1	DNP	23- 5- 1	12- 3- 3
at Saint Mary's (CA)	01/04/05	51-72	L 5- 0- 0	DNP	DNP	9-10- 0	DNP	2- 7- 1	0- 2- 0
SAN DIEGO STATE	01/08/05	57-59	L 2- 1- 0	DNP	5- 6- 0	0- 3- 0	DNP	10- 7- 0	8- 5- 0
MONTANA STATE-BILLINGS	01/11/05	110-70	W 9- 3- 2	DNP	7-11- 1	DNP	DNP	16- 7- 0	7- 3- 2
at Colorado State	1-15-05	67-74	L 0- 0- 0	DNP	4- 4- 0	2- 2- 0	DNP	9-10- 0	8- 7- 1
at Wyoming Cowboys	1-17-05	71-83	L 9- 4- 0	DNP	3- 2- 0	11- 3- 0	DNP	4- 4- 1	0- 0- 0
AIR FORCE	01/22/05	49-52	L 5- 2- 2	DNP	6- 1- 0	0- 1- 0	DNP	2- 3- 0	DNP
NEW MEXICO	01/24/05	68-53	W 0- 3- 0	DNP	0- 0- 1	14-10- 2	DNP	DNP	0- 1- 0

2004-05 BYU Season Stats
 BYU Cougars Game-by-Game Highs (as of Jan 24, 2005)
 All games

Opponent	Date	Score	WL	POINTS	REBOUNDS	ASSISTS	STEALS	BLOCKED SHOTS
vs North Carolina	11-22-04	50-86	L	10-HALL, Mike	10-YOUNG, Keena	4-NASHIF, Terry	2-MEADS, Garner	1-MILES, Chris YOUNG, Keena HALL, Mike MEADS, Garner
vs Stanford	11-23-04	53-62	L	11-JENSEN, Jared	10-DAWES, Derek	2-HALL, Mike	1-HALL, Mike JENSEN, Jared NASHIF, Terry	1-MEADS, Garner
vs Chaminade	11-24-04	77-56	W	16-JENSEN, Jared	6-YOUNG, Keena DAWES, Derek HALL, Mike	5-HALL, Mike NASHIF, Terry	4-HALL, Mike	3-BURGESS, Sam
CALIFORNIA	11/27/04	64-67	L	23-HALL, Mike	8-DAWES, Derek NASHIF, Terry	5-NASHIF, Terry	3-HALL, Mike	3-DAWES, Derek
at Utah State	12/01/04	57-71	L	19-HALL, Mike	9-YOUNG, Keena	3-HALL, Mike AINGE, Austin	2-AINGE, Austin YOUNG, Keena JENSEN, Jared	2-MEADS, Garner YOUNG, Keena
at USC	12/04/04	82-87	L	22-BALDERSON, Ji	8-MEADS, Garner	10-NASHIF, Terry	1-NASHIF, Terry HALL, Mike MEADS, Garner MILES, Chris AINGE, Austin	1-DAWES, Derek
BOISE STATE UNIVERSITY	12/08/04	90-77	W	21-HALL, Mike	9-HALL, Mike	5-HALL, Mike AINGE, Austin	2-JENSEN, Jared	2-MILES, Chris
vs Washington State Unive	12/11/04	46-49	L	16-AINGE, Austin	10-MEADS, Garner	4-AINGE, Austin	3-ROSE, Mike	2-DAWES, Derek
UTAH STATE	12/18/04	62-84	L	21-AINGE, Austin	7-YOUNG, Keena	4-NASHIF, Terry	2-ROSE, Mike	3-MILES, Chris
NORTH CAROLINA STATE	12/21/04	61-72	L	18-HALL, Mike	10-YOUNG, Keena	8-AINGE, Austin	3-HALL, Mike	1-MILES, Chris
at Weber State	12-23-04	79-61	W	23-HALL, Mike	6-YOUNG, Keena MEADS, Garner	4-HALL, Mike YOUNG, Keena	4-AINGE, Austin	2-YOUNG, Keena
SOUTHERN UTAH UNIVERSITY	12/28/04	77-52	W	14-AINGE, Austin ROSE, Mike	9-DAWES, Derek	5-AINGE, Austin	3-AINGE, Austin	2-DAWES, Derek
SANTA CLARA	12/31/04	87-74	W	26-ROSE, Mike	7-AINGE, Austin	7-AINGE, Austin	2-HALL, Mike AINGE, Austin	3-MILES, Chris
at Saint Mary's (CA)	01/04/05	51-72	L	12-HALL, Mike	10-DAWES, Derek	2-ROSE, Mike AINGE, Austin	2-AINGE, Austin	1-JENSEN, Jared MILES, Chris YOUNG, Keena
SAN DIEGO STATE	01/08/05	57-59	L	16-HALL, Mike	7-JENSEN, Jared	5-AINGE, Austin	4-AINGE, Austin	1-MILES, Chris
MONTANA STATE-BILLINGS	01/11/05	110-70	W	16-JENSEN, Jared	11-MEADS, Garner	8-AINGE, Austin	3-BURGESS, Sam NASHIF, Terry	2-YOUNG, Keena
at Colorado State	1-15-05	67-74	L	25-AINGE, Austin	10-JENSEN, Jared	6-AINGE, Austin	2-AINGE, Austin	1-MILES, Chris JENSEN, Jared
at Wyoming Cowboys	1-17-05	71-83	L	16-HALL, Mike	5-YOUNG, Keena	3-AINGE, Austin	2-HALL, Mike AINGE, Austin	2-DAWES, Derek YOUNG, Keena
AIR FORCE	01/22/05	49-52	L	14-YOUNG, Keena	11-YOUNG, Keena	6-AINGE, Austin	1-HALL, Mike ROSE, Mike	3-HALL, Mike
NEW MEXICO	01/24/05	68-53	W	21-ROSE, Mike	10-DAWES, Derek	8-AINGE, Austin	1-YOUNG, Keena ROSE, Mike HALL, Mike DAWES, Derek NASHIF, Terry AINGE, Austin	4-DAWES, Derek

2004-05 BYU Season Stats
 BYU Cougars High/Low Analysis (as of Jan 24, 2005)
 All games

BYU Cougars - TEAM GAME HIGHS

POINTS.....	110	vs Montana State-Billings (01/11/05)
	90	vs Boise State University (12/08/04)
	87	vs Santa Clara (12/31/04)
	82	at USC (12/04/04)
	79	at Weber State (12-23-04)
FIELD GOALS MADE.....	40	vs Montana State-Billings (01/11/05)
	32	at Weber State (12-23-04)
FIELD GOAL ATTEMPTS.....	73	vs Montana State-Billings (01/11/05)
	69	at Colorado State (1-15-05)
FIELD GOAL PERCENTAGE.....	.604 (32-53)	at Weber State (12-23-04)
	.548 (40-73)	vs Montana State-Billings (01/11/05)
3 PT FIELD GOALS MADE.....	13	at USC (12/04/04)
	12	vs Southern Utah University (12/28/04)
3 PT FG ATTEMPTS.....	30	at Colorado State (1-15-05)
	25	vs Washington State University (12/11/04)
	25	at USC (12/04/04)
3 PT FG PERCENTAGE.....	.625 (10-16)	vs Montana State-Billings (01/11/05)
	.571 (12-21)	vs Southern Utah University (12/28/04)
FREE THROWS MADE.....	33	vs Santa Clara (12/31/04)
	23	vs Boise State University (12/08/04)
FREE THROW ATTEMPTS.....	36	vs Santa Clara (12/31/04)
	31	vs Boise State University (12/08/04)
FREE THROW PERCENTAGE.....	1.000 (10-10)	vs Chaminade (11-24-04)
	1.000 (9-9)	at Weber State (12-23-04)
	1.000 (3-3)	at Saint Mary's (CA) (01/04/05)
REBOUNDS.....	47	vs Montana State-Billings (01/11/05)
	47	vs San Diego State (01/08/05)
ASSISTS.....	23	vs Montana State-Billings (01/11/05)
	19	vs Santa Clara (12/31/04)
STEALS.....	12	vs Montana State-Billings (01/11/05)
	10	vs Chaminade (11-24-04)
BLOCKED SHOTS.....	7	vs Utah State (12/18/04)
	5	vs New Mexico (01/24/05)
	5	at Wyoming Cowboys (1-17-05)
	5	vs Santa Clara (12/31/04)
	5	at Utah State (12/01/04)
	5	vs CALIFORNIA (11/27/04)
	5	vs Chaminade (11-24-04)
TURNOVERS.....	27	vs North Carolina (11-22-04)
	25	at Saint Mary's (CA) (01/04/05)
FOULS.....	29	at Colorado State (1-15-05)
	22	vs Utah State (12/18/04)

2004-05 BYU Season Stats
 BYU Cougars High/Low Analysis (as of Jan 24, 2005)
 All games

Opponent - GAME HIGHS

POINTS.....	87	at USC (12/04/04)
	86	vs North Carolina (11-22-04)
	84	vs Utah State (12/18/04)
	83	at Wyoming Cowboys (1-17-05)
	77	vs Boise State University (12/08/04)
FIELD GOALS MADE.....	32	at Wyoming Cowboys (1-17-05)
	32	at USC (12/04/04)
FIELD GOAL ATTEMPTS.....	74	vs Boise State University (12/08/04)
	70	vs Montana State-Billings (01/11/05)
FIELD GOAL PERCENTAGE.....	.508 (30-59)	vs Utah State (12/18/04)
	.508 (32-63)	at Wyoming Cowboys (1-17-05)
3 PT FIELD GOALS MADE.....	14	vs Montana State-Billings (01/11/05)
	12	vs Santa Clara (12/31/04)
3 PT FG ATTEMPTS.....	36	vs Montana State-Billings (01/11/05)
	28	vs North Carolina State (12/21/04)
	28	vs Boise State University (12/08/04)
3 PT FG PERCENTAGE.....	.526 (10-19)	vs Washington State University (12/11/04)
	.500 (9-18)	vs Utah State (12/18/04)
FREE THROWS MADE.....	26	at Colorado State (1-15-05)
	18	at Utah State (12/01/04)
	18	vs Stanford (11-23-04)
	18	vs North Carolina (11-22-04)
FREE THROW ATTEMPTS.....	38	at Colorado State (1-15-05)
	25	vs Stanford (11-23-04)
FREE THROW PERCENTAGE.....	.833 (10-12)	vs Montana State-Billings (01/11/05)
	.783 (18-23)	at Utah State (12/01/04)
	.783 (18-23)	vs North Carolina (11-22-04)
REBOUNDS.....	46	vs Utah State (12/18/04)
	45	vs CALIFORNIA (11/27/04)
ASSISTS.....	22	vs Utah State (12/18/04)
	21	at USC (12/04/04)
STEALS.....	15	vs North Carolina (11-22-04)
	12	vs Air Force (01/22/05)
	12	at Saint Mary's (CA) (01/04/05)
BLOCKED SHOTS.....	7	at Colorado State (1-15-05)
	6	vs Montana State-Billings (01/11/05)
TURNOVERS.....	23	vs Montana State-Billings (01/11/05)
	21	vs Chaminade (11-24-04)
FOULS.....	31	vs Santa Clara (12/31/04)
	23	vs Montana State-Billings (01/11/05)
	23	vs Stanford (11-23-04)

2004-05 BYU Season Stats
 BYU Cougars High/Low Analysis (as of Jan 24, 2005)
 All games

BYU Cougars - GAME LOWS

POINTS.....	46	vs Washington State University (12/11/04)
	49	vs Air Force (01/22/05)
	50	vs North Carolina (11-22-04)
	51	at Saint Mary's (CA) (01/04/05)
	53	vs Stanford (11-23-04)
FIELD GOALS MADE.....	17	vs Stanford (11-23-04)
	17	vs Washington State University (12/11/04)
FIELD GOAL ATTEMPTS.....	42	vs Air Force (01/22/05)
	46	vs Santa Clara (12/31/04)
FIELD GOAL PERCENTAGE.....	.316 (18-57)	vs North Carolina (11-22-04)
	.328 (21-64)	vs CALIFORNIA (11/27/04)
3 PT FIELD GOALS MADE.....	3	vs San Diego State (01/08/05)
	4	vs Stanford (11-23-04)
	4	at Wyoming Cowboys (1-17-05)
3 PT FG ATTEMPTS.....	11	at Weber State (12-23-04)
	13	at Saint Mary's (CA) (01/04/05)
3 PT FG PERCENTAGE.....	.158 (3-19)	vs San Diego State (01/08/05)
	.222 (4-18)	at Wyoming Cowboys (1-17-05)
FREE THROWS MADE.....	3	at Saint Mary's (CA) (01/04/05)
	3	vs Air Force (01/22/05)
FREE THROW ATTEMPTS.....	3	at Saint Mary's (CA) (01/04/05)
	8	at Utah State (12/01/04)
	8	vs Air Force (01/22/05)
FREE THROW PERCENTAGE.....	.375 (3-8)	vs Air Force (01/22/05)
	.571 (8-14)	vs North Carolina (11-22-04)
REBOUNDS.....	27	at Weber State (12-23-04)
	28	vs Air Force (01/22/05)
ASSISTS.....	4	vs Stanford (11-23-04)
	7	at Wyoming Cowboys (1-17-05)
STEALS.....	2	vs Air Force (01/22/05)
	3	vs Stanford (11-23-04)
BLOCKED SHOTS.....	1	vs Stanford (11-23-04)
	1	at USC (12/04/04)
	1	vs North Carolina State (12/21/04)
	1	vs San Diego State (01/08/05)
TURNOVERS.....	8	vs CALIFORNIA (11/27/04)
	8	at Weber State (12-23-04)
FOULS.....	12	vs Air Force (01/22/05)
	13	vs San Diego State (01/08/05)

2004-05 BYU Season Stats
 BYU Cougars High/Low Analysis (as of Jan 24, 2005)
 All games

Opponent - GAME LOWS

POINTS.....	49	vs Washington State University (12/11/04)
	52	vs Southern Utah University (12/28/04)
	52	vs Air Force (01/22/05)
	53	vs New Mexico (01/24/05)
	56	vs Chaminade (11-24-04)
FIELD GOALS MADE.....	16	vs Washington State University (12/11/04)
	17	vs Southern Utah University (12/28/04)
FIELD GOAL ATTEMPTS.....	43	vs Air Force (01/22/05)
	45	at Colorado State (1-15-05)
FIELD GOAL PERCENTAGE.....	.327 (16-49)	vs Washington State University (12/11/04)
	.327 (18-55)	vs New Mexico (01/24/05)
3 PT FIELD GOALS MADE.....	2	vs Stanford (11-23-04)
	2	vs San Diego State (01/08/05)
3 PT FG ATTEMPTS.....	9	vs CALIFORNIA (11/27/04)
	11	vs Stanford (11-23-04)
3 PT FG PERCENTAGE.....	.143 (2-14)	vs San Diego State (01/08/05)
	.176 (3-17)	at Utah State (12/01/04)
FREE THROWS MADE.....	3	vs Air Force (01/22/05)
	6	vs Chaminade (11-24-04)
FREE THROW ATTEMPTS.....	4	vs Air Force (01/22/05)
	11	vs Washington State University (12/11/04)
FREE THROW PERCENTAGE.....	.462 (6-13)	vs Chaminade (11-24-04)
	.500 (10-20)	at Wyoming Cowboys (1-17-05)
REBOUNDS.....	21	vs Air Force (01/22/05)
	28	at Weber State (12-23-04)
ASSISTS.....	6	vs CALIFORNIA (11/27/04)
	9	at Weber State (12-23-04)
	9	vs New Mexico (01/24/05)
STEALS.....	1	at Weber State (12-23-04)
	2	vs Boise State University (12/08/04)
BLOCKED SHOTS.....	0	at Weber State (12-23-04)
	1	vs North Carolina (11-22-04)
	1	vs Santa Clara (12/31/04)
	1	vs Air Force (01/22/05)
	1	vs New Mexico (01/24/05)
	1	vs Air Force (01/22/05)
TURNOVERS.....	8	vs Air Force (01/22/05)
	9	at Utah State (12/01/04)
FOULS.....	11	at Utah State (12/01/04)
	11	vs Washington State University (12/11/04)

2004-05 BYU Season Stats
 BYU Cougars High/Low Analysis (as of Jan 24, 2005)
 All games

BYU Cougars - INDIVIDUAL GAME HIGHS

POINTS.....	26	ROSE, Mike vs Santa Clara (12/31/04)
	25	AINGE, Austin at Colorado State (1-15-05)
	23	JENSEN, Jared vs Santa Clara (12/31/04)
	23	HALL, Mike at Weber State (12-23-04)
	23	HALL, Mike vs CALIFORNIA (11/27/04)
FIELD GOALS MADE.....	9	HALL, Mike at Weber State (12-23-04)
	8	AINGE, Austin at Colorado State (1-15-05)
	8	JENSEN, Jared at Weber State (12-23-04)
	8	HALL, Mike vs CALIFORNIA (11/27/04)
FIELD GOAL ATT.....	18	HALL, Mike vs New Mexico (01/24/05)
	18	HALL, Mike vs CALIFORNIA (11/27/04)
FG PCT (min 5 made).....	.857 (6-7)	DAWES, Derek vs New Mexico (01/24/05)
	.778 (7-9)	YOUNG, Keena vs Air Force (01/22/05)
	.778 (7-9)	JENSEN, Jared vs Santa Clara (12/31/04)
3 PT FG MADE.....	6	ROSE, Mike vs Boise State University (12/08/04)
	5	ROSE, Mike vs New Mexico (01/24/05)
	5	AINGE, Austin at Colorado State (1-15-05)
	5	HALL, Mike at Weber State (12-23-04)
	5	BALDERSON, Jimmy at USC (12/04/04)
3 PT FG ATTEMPTS.....	9	ROSE, Mike vs New Mexico (01/24/05)
	9	ROSE, Mike at Colorado State (1-15-05)
	9	AINGE, Austin at Colorado State (1-15-05)
	9	ROSE, Mike vs Washington State University (12/11/04)
	9	ROSE, Mike vs Boise State University (12/08/04)
	9	AINGE, Austin at Utah State (12/01/04)
3-PT FG PCT (min 2 made).....	1.000 (2-2)	NASHIF, Terry vs Montana State-Billings (01/11/05)
	.800 (4-5)	AINGE, Austin vs Southern Utah University (12/28/04)
FREE THROWS MADE.....	9	JENSEN, Jared vs Santa Clara (12/31/04)
	8	HALL, Mike vs San Diego State (01/08/05)
	8	ROSE, Mike vs Santa Clara (12/31/04)
FREE THROW ATT.....	11	ROSE, Mike vs Santa Clara (12/31/04)
	11	DAWES, Derek vs Southern Utah University (12/28/04)
FT PCT (min 5 made).....	1.000 (9-9)	JENSEN, Jared vs Santa Clara (12/31/04)
	1.000 (8-8)	HALL, Mike vs San Diego State (01/08/05)
	1.000 (6-6)	JENSEN, Jared vs North Carolina State (12/21/04)
REBOUNDS.....	11	YOUNG, Keena vs Air Force (01/22/05)
	11	MEADS, Garner vs Montana State-Billings (01/11/05)
ASSISTS.....	10	NASHIF, Terry at USC (12/04/04)
	8	AINGE, Austin vs New Mexico (01/24/05)
	8	AINGE, Austin vs Montana State-Billings (01/11/05)
	8	AINGE, Austin vs North Carolina State (12/21/04)
STEALS.....	4	AINGE, Austin vs San Diego State (01/08/05)
	4	AINGE, Austin at Weber State (12-23-04)
	4	HALL, Mike vs Chaminade (11-24-04)
BLOCKED SHOTS.....	4	DAWES, Derek vs New Mexico (01/24/05)
	3	HALL, Mike vs Air Force (01/22/05)
	3	MILES, Chris vs Santa Clara (12/31/04)
	3	MILES, Chris vs Utah State (12/18/04)
	3	DAWES, Derek vs CALIFORNIA (11/27/04)
	3	BURGESS, Sam vs Chaminade (11-24-04)
TURNOVERS.....	8	NASHIF, Terry vs North Carolina (11-22-04)
FOULS.....	5	HALL, Mike at Colorado State (1-15-05)
	5	DAWES, Derek vs Santa Clara (12/31/04)