



Cougar Basketball

CONTACT INFORMATION

Basketball Media Relations Contact: Brett Pyne
 Office Phone: (801) 422-4912
 Cell Phone: (801) 367-1631
 Home Phone: (801) 796-6867
 Email: brett_pyne@byu.edu
 Assoc. AD/Media Relations Director: Duff Tittle
 Office Phone: (801) 422-8948
 Home Phone: (801) 227-0746
 Email: duff_tittle@byu.edu
 Media Relations Fax: (801) 422-0633
 Pressrow Phone: (801) 378-3675
 Mailing Address: 30 SFH, Provo, UT 84602-2239

2002-03 BYU SCHEDULE

NOVEMBER 2002

Nov. 22-25 Paradise Jam @ U.S. Virgin Islands
 Nov 22 v. Toledo 71-56 W
 Nov 23 v. Kansas State 73-64 W
 Nov 25 v. St. Bonaventure 66-57 W
 Nov. 30 Rice 95-56 W

DECEMBER 2002

Dec. 4 @ Arizona State (FSN) 64-60 W
 Dec. 7 @ Creighton 64-74 L
 Dec. 11 San Diego 64-49 W
 Dec. 14 Utah State (SWP) 66-56 W
 Dec. 21 UC Santa Barbara 69-56 W
 Dec. 23 @ San Francisco 72-84 L
 Dec. 28 Southern Utah 93-60 W

JANUARY 2003

Jan. 2 Pepperdine 84-68 W
 Jan. 4 Touchstone Energy All-College Classic in Oklahoma City v. Oklahoma State (ESPN2) 65-78 L
 Jan. 8 @ Weber State 69-75 L
 Jan. 11 Idaho State 77-58 W
 Jan. 16 UNLV (SWP) 85-77 W
 Jan. 20 @ San Diego State (SWP) 80-69 W
 Jan. 25 UTAH (ESPN+Plus) 75-79 L

FEBRUARY 2003

Feb. 1 New Mexico (ESPN+Plus) 80-64 W
 Feb. 3 Air Force 65-33 W
 Feb. 8 @ Wyoming (ESPN+Plus) 74-66 W
 Feb. 10 @ Colorado State 7:00 p.m.
 Feb. 14 @ UNLV (SWP) 7:30 p.m.
 Feb. 17 San Diego State (SWP) 9:00 p.m.
 Feb. 24 @ Utah (ESPN) 10:00 p.m.

MARCH 2003

Mar. 1 @ Air Force (SWP) 4:00 p.m.
 Mar. 3 @ New Mexico (SWP) 7:00 p.m.
 Mar. 6 Wyoming (SWP) 7:00 p.m.
 Mar. 8 Colorado State (SWP) 7:00 p.m.
 Mar. 12-15 MWC Tournament @ Las Vegas

*Game times are local to site
 SWP - SportsWest Productions
 FSA - Fox SportsNet Arizona

GAME #22 FAST FACTS (MWC GAME #7)

BYU (16-5, 5-1 MWC) @ COLORADO STATE (14-7, 3-3 MWC)

MONDAY, FEB. 10, 2003
 MOBY ARENA (8,745)
 FORT COLLINS, COLORADO
 7 p.m. MST

Coaches:BYU, Steve Cleveland (101-74 in sixth year; same overall)
CSU, Dale Layer (41-38 in third year; 208-125 in 12 year overall)
 Series:BYU leads, 73-43; Last: CSU won 79-75 in overtime in Fort Collins on Mar. 2, 2002
 TV:None
 Radio:KSL Newsradio 1160 AM (Cougar Sports Network)
 Pregame Air Times: 6 p.m. MST
 Play-by-Play: Greg Wrubell
 Game Analyst: Brian Santiago
 Web:Live audio links are available at byucougars.com/basketball_m/ (select 2002-03 schedule) and on KSL.com and byuradio.org or via BYU Radio on Dish Network.

BYU'S PROBABLE STARTERS:

POS.	#	NAME	HT.	WT.	YR.	PPG	RPG
F	3	Mark Bigelow	6-7	195	Jr.	13.7	3.8
F	52	Jared Jensen	6-9	250	So.	8.3	3.4
C	55	Rafael Araujo	6-11	265	Jr.	11.9	9.0
G	2	Travis Hansen	6-6	210	Sr.	16.0	5.0 2.7 apg
G	24	Kevin Woodberry	6-0	170	Jr.	5.3	2.1 2.3 apg

BYU RESERVES:

POS.	#	NAME	HT.	WT.	YR.	PPG	RPG
G	14	Ricky Bower	6-4	185	Jr.	6.7	1.9
G	12	Marc Roberts	6-3	205	So.	3.4	1.8
F	15	John Allen	6-7	215	So.	3.2	1.5
F	5	Jake Shoff	6-9	265	Jr.	2.7	2.4
G	10	Terry Nashif	5-10	165	So.	2.6	1.7 2.2 apg
G	4	Luiz Lemes	6-3	180	Jr.	1.7	0.8
C	40	Dan Howard	7-0	225	Jr.	1.4	0.7
F	32	Bart Jepsen	6-9	235	Jr.	1.3	0.9

BYU FACES COLORADO STATE MONDAY AT MOBY

Coming off a victory at Wyoming Saturday afternoon, BYU (16-5, 5-1 MWC) will stay on the Front Range to face Colorado State (14-7, 3-3) Monday at 7 p.m. MST at Moby Arena in Fort Collins, Colo. The game will not be televised. The radio broadcast can be heard on KSL Newsradio 1160 and the Cougar Sports Network, beginning with a one-hour pregame show. KSL's Greg Wrubell will call the play-by-play action with Brian Santiago providing analysis. Live audio is available on the basketball page of the official BYU athletics website, byucougars.com, and on KSL.com and via BYU Radio on the Dish Network and at byuradio.org.

BYU is 16-5 and shares the league lead with Utah at 5-1. BYU is 6-4 away from home this year, including a 3-3 record on an opponent's homecourt. BYU is 2-0 on the road in MWC play. CSU is 3-3 in the league standings and 14-7 overall after dropping its last two games, a road loss at UNLV and a home setback vs. Utah. The Rams are 13-2 at home this year. CSU has won six straight over the Cougars in Moby Arena. BYU's last victory in Fort Collins was a 72-70 overtime win in 1993-94.

RARE FRONT RANGE OPPORTUNITY

With its win over Wyoming Saturday, BYU has the opportunity to sweep the Front Range road trip for the first time since the 1992-93 season when BYU won 70-63 at CSU and then 77-64 at Wyoming. BYU finished that year 25-9, tied for the WAC title and advanced to the NCAA tournament, going 1-1 with a win over SMU before a loss to Kansas. This year is the first time since the 1992-93 Front Range sweep that BYU has even won the first of the two games on the trip.

UP NEXT FOR BYU

BYU returns home Tuesday and will leave again Thursday to begin the second half of the MWC in Las Vegas, facing UNLV Friday (Valentine's Day) at 7 p.m. in the Thomas & Mack Center. The Rebels are 13-6 overall and 2-4 in conference play entering a non-league showdown with USC Sunday in Las Vegas. UNLV will then travel to San Diego to complete the first half of MWC play at SDSU before hosting BYU on Friday. BYU defeated the Rebels in the league opener in Provo, 85-77.



SERIES BREAKDOWN

Overall Series Record: BYU leads 73-43
 BYU Record in Provo: 49-10
 BYU Record in Fort Collins: 23-31
 BYU Record at Neutral Sites: 1-2
 BYU Record under Steve Cleveland: 3-5
 BYU Record in Overtime Games: 4-2* (1-1 Rd, 3-1 Hm)
 *1-0 in 2OT (1971, won 98-92 in Ft. Collins)
 Last Overtime Game: 2002, lost 75-79 at Ft. Collins
 Longest BYU Win Streak: 9 (two times 1985-89, 1991-94)
 Longest CSU Win Streak: 7 (1960-70)
 Largest BYU Margin of Victory: 39, 91-52 in 1939
 Largest CSU Margin of Victory: 25, 74-49 in 1958
 Most Points Scored by BYU: 105 in 1972
 Most Points Scored by CSU: 100 in 1996

RECENT SERIES RESULTS

Date	Opponent	Score	W/L
2-10-78	Colorado State	98-81	W
1-25-79	at Colorado State	98-83	W
2-24-79	Colorado State	66-61	W
1-19-80	Colorado State	104-82	W
2-21-80	Colorado State	66-46	W
1-23-81	Colorado State	66-46	W
2-28-81	at Colorado State	80-69	W
1-7-82	at Colorado State	40-50	L
2-6-82	Colorado State	60-54	W
1-20-83	at Colorado State	77-63	W
2-17-83	Colorado State	69-58	W
1-30-84	Colorado State	73-57	W
2-23-84	at Colorado State	65-70	L
1-19-85	at Colorado State	65-64	W
2-14-85	Colorado State	77-69	W
1-17-86	at Colorado State	68-63	W
2-27-86	Colorado State	86-76	W
1-2-87	Colorado St. (OT)	75-67	W
1-31-87	at Colorado State	51-49	W
2-13-88	Colorado State	86-80	W
2-23-88	at Colorado State	75-67	W
1-21-89	at Colorado State	84-69	W
3-4-89	Colorado State	72-89	L
1-27-90	Colorado State	67-52	W
3-1-90	at Colorado State	57-59	L
1-17-91	at Colorado State	72-55	W
1-31-91	Colorado State	69-52	W
3-7-91	Colorado State	72-51	W
1-11-92	Colorado State	72-51	W
1-25-92	at Colorado St. (OT)	79-74	W
1-28-93	at Colorado State	70-63	W
2-4-93	Colorado State	81-57	W
1-29-94	Colorado State	79-66	W
2-5-94	at Colorado St. (OT)	72-70	W
1-19-95	at Colorado State	72-80	L
2-9-95	Colorado State	76-68	W
3-9-95	vs. Colorado St.**	73-75	L
1-20-96	Colorado State	76-78	L
2-8-96	at Colorado St.	76-81	L
3-7-96	vs. Colorado St.+	84-100	L
1-22-98	Colorado State	44-55	L
2-12-98	at Colorado State	74-83	L
1-22-00	Colorado State	68-47	W
2-24-00	at Colorado State	54-68	L
1-20-01	at Colorado State	55-60	L
2-17-01	Colorado State	68-51	W
2-4-02	Colorado State	57-52	W
3-2-02	at Colorado State (OT)	75-79	L

COLORADO STATE RAMS

Eight returning letterwinners currently are on Colorado State's 2002-03 roster, along with six newcomers. Despite the experience of returning five starters from last year's squad, Colorado State still possesses one of the MWC's most youthful rosters. Only five of the 13 players have been in the program at least three years, including fourth-year seniors G Andy Birley and F Brian Greene. The average length of service on the roster is 2.1 years. Colorado State has out-rebounded 15 of 20 opponents in 2002-03. Entering the UNLV game, Colorado State had a 3-1 conference record, the first time in the MWC's four-year history that the Rams had won three of the team's first four outings. The Rams have dropped the last two games at UNLV and vs. Utah to fall to 3-3. They are tied for fourth place in the MWC standings. Colorado State has won 13 home games in 2002-03, already tying for the fifth most home wins in a single-season in Moby Arena history. The Rams are 13-2 at home. The Rams have three remaining home games during the current season. Boyd Grant's 1987-88 squad set the school record for home wins in a season, 15. Colorado State began play this week ranked 10th nationally in field goal percentage. Colorado State is the only MWC team that has not shot below 40 percent from the field in a game in 2002-03. The Rams shot 50 percent from the floor Saturday vs. Utah. Colorado State's worst shooting night of the year was 40.8 percent (20-of-49) at Purdue on Dec. 30. Coach Dale Layer is 41-38 in his third year. He has used a variety of different starting lineups this year. A season ago, he used 14 starting combinations in 30 games. Jon Rakiiecki suffered a left ankle injury in October prior to the beginning of preseason workouts that required surgical repair. He played for the first time in 2002-03 during the Rams' win at San Diego State and the game at UNLV. Andy Birley is the league's career record holder with 203 three-point goals. He is seventh all-time at CSU with 268 assists. He is one of only two players in the MWC in 2002-03 to have 10 assists in a game. Brian Greene is 7th in MWC history in career scoring with 1,082 points, fifth all-time in rebounding, 598, fourth in steals, 117. Matt Nelson is third nationally in field goal percentage. The sophomore from Chicago has made 119-of-181 field goals, 65.7 percent. He was 7-for-10 vs. Utah Saturday while scoring a game-high 20 points and grabbing 8 rebounds. Nelson leads the league in field goal percentage and is the school's all-time career leader as well. Nelson is averaging 8.2 rebounds in six conference games. After coming off the bench in the team's prior three games, Nelson started against Utah. He has scored 72 points in the last four games, reaching 20 points in each of the last three games. He leads CSU in scoring overall at 15.2 ppg while adding 5.9 rebounds. Green pulls down 6.3 rebounds per game and is one of four Rams averaging double-figure points. Swingman Ronnie Clark has scored 20 or more points in a game five times in 2002-03, the fourth highest total in the conference. The Rams are the best shooting team in the conference, making 51.1 percent from the floor with the strong inside play. Unlike some past seasons, the Rams haven't excelled as much from long range, shooting 33.6 percent from behind the arc. The Rams went 1-9 on threes vs. Utah Saturday. They shoot 67.7 percent from the foul line. The Rams are a good defensive team, holding opponents to .421 shooting, including .304 on threes. CSU is averaging 76.5 ppg while allowing 70.9 and grabs 38.6 rebounds to 31.9.

RAMS COMING OFF LOSS TO UTAH SATURDAY

Utah used an 11-0 late-game run to defeat Colorado State, 71-66, Saturday night at Moby Arena. CSU had a 57-53 lead with 7:42 to play when Darien Chavis hit a layin. Over the next 4:37, Utah held the Rams scoreless and scored 11 points to take a 64-57 lead. Colorado State could come now closer than three points the rest of way. Center Matt Nelson took game honors with 20 points and eight rebounds. Teammate Brian Greene added 15 points. Utah had four double-figure scorers, led by forward Britton Johnsen's 15 points. CSU shot 50 percent from the floor, but was only 1-9 on threes. Utah shot 43.9 percent but did connect five times from behind the arc on 15 attempts. Utah out rebounded CSU 35-30.

COLORADO STATE'S POSSIBLE STARTERS

POS.	#	NAME	HT.	WT.	YR.	PPG	RPG
F	20	Ronnie Clark	6-5	210	Jr.	12.4	5.1
F	33	Brian Greene	6-8	225	Sr.	13.4	6.3
C	54	Matt Nelson	7-0	245	So.	15.2	5.9
G	11	Andy Birley	6-4	200	Sr.	11.3	2.4 3.1 apg
G	32	Micheal Morris	6-3	185	Fr.	6.0	3.2 3.9 apg

SERIES TIDBITS

Monday's game will be the 117th meeting between the two schools. BYU leads the series 73-43. CSU won the last meeting, a 79-75 overtime victory on March 2 in Fort Collins. CSU has won six straight over the Cougars in Moby Arena. BYU's last victory in Fort Collins was a 72-70 overtime win in 1993-94. BYU has won three straight in Provo since CSU swept the series in 1998. The two teams did not meet in 1999. BYU coach Steve Cleveland is 3-5 against Colorado State, including an 0-4 record in Fort Collins. The series dates back to 1938.



BOX - LAST GAME IN FORT COLLINS

3:2-02 7:00 p.m. at Moby Arena (Fort Collins, Colo.)
 VISITORS: BRIGHAM YOUNG COUGARS 17-10 (7-7 MWC)

#	Player	tot-fg		3-pt		rebounds		pf	tp	a	to	blk	s	min				
		fg	fga	fg	fga	fta	ftm								of	de		
03	BIGELOW, Mark	f	3	6	1	2	5	7	0	1	2	12	0	3	0	1	31	
25	NIELSEN, Eric	f	6	13	1	3	1	2	0	6	6	5	14	1	1	0	1	33
40	HOWARD, Dan	c	2	4	0	0	0	0	4	2	6	5	4	1	1	0	1	22
02	HANSEN, Travis	g	4	13	2	4	5	7	1	3	4	3	15	2	4	0	1	43
31	MONTAGUE, Matt	g	2	5	1	2	2	4	1	4	5	4	7	7	4	0	1	45
10	NASHIF, Terry	g	0	0	0	0	0	0	0	0	0	1	0	0	0	0	0	0
20	BOBK, Daniel	1	2	1	1	0	0	0	1	1	1	3	0	0	0	0	0	13
22	BALDERSON, Jimmy	1	2	0	0	0	1	1	1	2	0	2	0	0	1	0	1	9
32	JEPSEN, Bart	0	0	0	0	0	0	0	0	0	0	0	0	0	0	0	0	6
42	CARLISLE, Jon	0	0	0	0	0	0	0	0	0	0	3	0	0	0	0	0	2
52	JENSEN, Jared	5	7	0	0	0	8	8	1	0	1	3	18	0	1	1	1	21
TEAM															2			
Totals.....		24	52	6	12	21	29	10	18	28	27	75	11	16	1	7	225	

TOTALFG% 1st Half: 12-22 54.5% 2nd Half: 8-24 33.3% Game: 46.2% DEADBALL
 3-Pt. FG% 1st Half: 4-7 57.1% 2nd Half: 1-3 33.3% Game: 50.0% REBOUNDS
 F Throw % 1st Half: 7-9 77.8% 2nd Half: 7-10 70.0% Game: 72.4% 2

HOME TEAM: Colorado State University 12-17 (3-11 MWC)

#	Player	tot-fg		3-pt		rebounds		pf	tp	a	to	blk	s	min				
		fg	fga	fg	fga	fta	ftm								of	de		
25	BROWN, Matt	f	0	0	0	0	0	0	2	2	1	0	0	1	0	1	13	
33	GREENE, Brian	f	7	16	0	0	8	10	5	4	9	3	22	2	4	1	3	35
54	NELSON, Matt	c	4	8	0	0	12	16	2	7	9	0	20	0	3	5	1	37
10	RAKIECKI, Jon	g	4	0	0	0	0	1	1	2	5	0	1	1	0	1	20	
11	BIRLEY, Andy	g	6	10	6	10	4	1	2	3	4	22	1	1	1	0	35	
02	MACKLIN, Joe	2	3	0	0	3	4	0	2	2	2	7	3	2	0	2	38	
03	SMITH, Quantone	1	5	0	0	0	1	0	1	1	2	2	0	1	0	0	3	
13	ROBINSON, Freddy	0	0	0	0	0	0	1	0	1	0	0	0	0	0	0	13	
20	CLARK, Ronnie	3	4	0	0	0	2	5	7	5	6	1	3	0	1	0	21	
34	BURKE, Darian	0	0	0	0	0	0	0	0	2	0	0	0	0	0	0	1	
42	WILLIAMS, Matt	0	0	0	0	0	0	0	0	0	0	1	2	0	0	0	9	
TEAM															1			
Totals.....		23	50	6	14	27	34	13	24	37	24	79	9	18	7	9	225	

TOTALFG% 1st Half: 7-16 43.8% 2nd Half: 13-30 43.3% Game: 46.0% DEADBALL
 3-Pt. FG% 1st Half: 1-5 20.0% 2nd Half: 4-8 50.0% Game: 42.9% REBOUNDS
 F Throw % 1st Half: 11-14 78.6% 2nd Half: 3-6 50.0% Game: 79.4% 3

Officials: Lomie Dixon, Mike Giarratano, Larry Spaulding
 Technical fouls: BRIGHAM YOUNG COUGARS-None. Colorado State University-None.
 Attendance: 2587
 Score by Periods 1st 2ndOT Total
 BRIGHAM YOUNG COUGARS 35 24 16 75
 Colorado State University 26 33 20 79

Points in the paint-BY32,CS 24. Points off turnovers-BY13,CS 16.
 2nd chance points-BY7,CS 8. Fast break points-BY7,CS 2.
 Bench points-BY23,CS 15. Score tied-4 times. Lead changes-4 times.

BOX - LAST YEAR IN PROVO

02/04/02 8:37 at Marriott Center, Provo, Utah
 VISITORS: Colorado State University 9-12, 1-6

#	Player	tot-fg		3-pt		rebounds		pf	tp	a	to	blk	s	min				
		fg	fga	fg	fga	fta	ftm								of	de		
33	GREENE, Brian	f	7	14	0	0	1	2	0	7	7	4	15	2	5	1	2	30
42	WILLIAMS, Matt	c	2	3	0	0	4	5	0	2	2	1	8	0	2	1	0	14
02	MACKLIN, Joe	g	2	6	0	0	0	2	4	6	3	4	2	0	0	0	33	
10	RAKIECKI, Jon	g	1	1	1	1	0	0	0	2	2	1	3	1	1	0	0	20
11	BIRLEY, Andy	g	4	10	3	6	0	0	0	2	2	0	11	6	1	0	1	34
03	SMITH, Quantone	1	1	0	0	0	1	0	3	3	2	2	2	2	0	0	18	
13	ROBINSON, Freddy	0	3	0	2	1	2	1	0	1	3	1	0	1	0	0	9	
20	CLARK, Ronnie	2	4	0	0	0	0	3	3	4	4	0	3	0	1	0	21	
25	BROWN, Matt	1	3	0	1	2	2	2	1	3	4	4	1	1	0	0	15	
34	BURKE, Darian	0	2	0	0	0	0	1	0	1	4	0	2	0	0	0	6	
TEAM															4			
Totals.....		20	47	4	10	8	12	6	24	30	26	52	14	18	2	4	200	

TOTALFG% 1st Half: 11-25 44.0% 2nd Half: 9-22 40.9% Game: 42.6% DEADBALL
 3-Pt. FG% 1st Half: 3-5 60.0% 2nd Half: 1-5 20.0% Game: 40.0% REBOUNDS
 F Throw % 1st Half: 5-6 83.3% 2nd Half: 3-6 50.0% Game: 66.7% 1

HOME TEAM: BRIGHAM YOUNG COUGARS 14-6, 4-3

#	Player	tot-fg		3-pt		rebounds		pf	tp	a	to	blk	s	min				
		fg	fga	fg	fga	fta	ftm								of	de		
03	BIGELOW, Mark	f	7	12	4	7	2	4	1	4	5	0	20	0	1	0	2	34
25	NIELSEN, Eric	f	2	8	0	0	3	4	0	4	3	7	1	2	1	0	0	30
52	JENSEN, Jared	c	0	2	0	0	6	6	1	2	3	2	6	0	1	0	1	24
02	HANSEN, Travis	g	5	9	1	3	6	12	1	4	5	2	17	1	1	1	1	36
31	MONTAGUE, Matt	g	1	5	1	3	2	3	1	2	3	0	5	11	3	0	2	40
20	BOBK, Daniel	0	1	0	1	2	2	1	2	3	0	2	0	2	0	0	13	
22	BALDERSON, Jimmy	0	1	0	0	0	0	1	1	2	0	0	0	1	0	0	4	
32	JEPSEN, Bart	0	1	0	0	0	0	1	1	2	0	0	1	1	0	0	9	
40	HOWARD, Dan	0	0	0	0	0	0	0	0	2	0	0	0	0	0	0	3	
42	CARLISLE, Jon	0	1	0	0	0	0	0	0	0	3	0	2	0	0	0	7	
TEAM															4			
Totals.....		15	40	6	14	21	31	6	24	30	14	57	13	14	3	6	200	

TOTALFG% 1st Half: 8-21 38.1% 2nd Half: 7-19 36.8% Game: 37.5% DEADBALL
 3-Pt. FG% 1st Half: 4-9 44.4% 2nd Half: 2-5 40.0% Game: 42.9% REBOUNDS
 F Throw % 1st Half: 10-11 90.9% 2nd Half: 11-20 55.0% Game: 67.7% 5

Officials: Stanley Reynolds, Jim Danner, Randy McCall
 Technical fouls: Colorado State University-None. BRIGHAM YOUNG COUGARS-None.
 Attendance: 8325
 Score by Periods 1st 2nd Total
 Colorado State University 30 22 52
 BRIGHAM YOUNG COUGARS 30 27 57

LAST GAME - RAMS STAGE COMEBACK, DOWN BYU IN OVERTIME
 FORT COLLINS, Colo. (Mar. 2, 2002) - In its last conference game of the season, the BYU men's basketball team lost in overtime, 79-75, to Colorado State in Fort Collins Saturday night. With 10 minutes remaining in the game, BYU led the Rams 52-38. CSU then went on a 21-7 run, capping that drive with a Brian Greene basket with 6.2 seconds remaining in regulation. That sent the Cougars to overtime for the first time in conference play. BYU was 0-2 overall in its prior two overtime games this season. "We had the lead and then they started to make a run and we didn't do the little things you need to do to win," said BYU center Dan Howard, who started the game for only the second time this season. "It just goes to show you can never be too comfortable with a lead, especially when you're playing at their place." Early in the overtime period, CSU made two free throws to take its first lead of the game since it led 2-0 at the game's inception. The Rams then built a five-point lead, 75-70, before Travis Hansen hit a three-pointer with nine seconds remaining to pull the Cougars within two, 75-73. Hansen finished the game with 15 points. But solid free throw shooting sealed the victory for CSU, 79-75, as the Rams finished the season 12-17 overall and 3-11 in MWC play. BYU opened the game with an 11-1 run and maintained that lead throughout the first half. Coming off the bench, Jared Jensen led the Cougars with 10 first half points, earning six of those on 6-of-6 shooting from the free throw line. Jensen led all Cougars with 18 points for the game. The Cougars pushed their lead to 35-21 with 4:50 remaining in the half, riding on its solid post play and accurate shooting. However, BYU would not score for the remainder of the half while the Rams went on a 7-0 run to make the score 35-26 at the break. With the loss, BYU finishes the regular season 17-10 overall and 7-7 in the MWC, with all seven of its losses coming on the road. Eric Nielsen poured in 14 points before fouling out late in the game, and Mark Bigelow scored 12 second-half points after not scoring at all in the first half.

WHAT BYU COACH STEVE CLEVELAND HAD TO SAY INFORT COLLINS LAST YEAR ...
 "They made some tough shots. We had a chance to win the game, but we didn't rebound, we missed free throws and we didn't get a stop with 12 seconds to go. Those are things we can control."

LAST YEAR IN PROVO - BIGELOW, JEPSEN HELP COUGARS EDGE RAMS
 PROVO, Utah (Feb. 4, 2002) — BYU held on for its 32nd consecutive win in the Marriott Center, narrowly escaping with a 57-52 win over physical Colorado State team. Mark Bigelow continued to resurface for BYU, leading the Cougars with 20 points on 7-for-12 shooting, including 4-of-7 from downtown. Bigelow's four long-range buckets are the most for him in conference play, just one short of his career high of five. Bigelow scored 20 for the first time since going for 20 against Southern Utah on Dec. 29. The Cougars, rated third in the nation in free throw percentage, struggled from the line throughout the second half, shooting 11-for-20 from the stripe to keep the game close. BYU finished the game 21-of-31 from the line, only the second time this season the team has shot below 70 percent in a game. The team also overcame a poor night from the field, hitting a season-low 37.5 percent. Before the game, BYU's lowest percentage from the Marriott Center floor this year had been 42.9 percent, against San Francisco on Jan. 2 and also against UNLV on Jan. 15. The game was not decided until the final minute, when Bart Jepsen blocked a Brian Greene shot that would have put the Rams within one. After Jepsen's block, Eric Nielsen went to the line and sank two free throws with 22 seconds left, giving the Cougars the victory. For the second consecutive game, Matt Montague had double-digit assists, finishing with 11. The feat marks the first time in his career Montague has had back-to-back games with more than 10 assists. Travis Hansen also had a good night, finishing with 17 points on 5-9 shooting. Hansen and Bigelow tied for the team lead in rebounds with five apiece. The teams went into the break deadlocked at 30 but BYU responded in the second half, pushing its lead to as many as six points. The Rams made several runs to keep the score close but the Cougars responded with big buckets to maintain the lead. BYU never trailed in the second half and only trailed twice in the game. A Travis Hansen three with 1:30 left in the first half gave the Cougars a 28-26 lead and the team never trailed from there.

WHAT BYU ASSOCIATE HEAD COACH DAVE ROSE HAD TO SAY IN PROVO LAST YEAR ...
 "I thought, defensively, we did a very good job guarding them. Bart Jepsen was huge in the final minutes because he attacked the penetration. His blocked shot in the final minute was critical for us."

WHAT CSU HEAD COACH DALE LAYER HAD TO SAY IN PROVO LAST YEAR ...
 "Bigelow was the difference in my mind. We would make some runs at them but he would come back, get a good look and make the big shot."



2002-03 BYU NUMERICAL ROSTER

NO.	NAME	POS.	HT.	WT	YR.	EXP.	HOMETOWN (PREVIOUS SCHOOL)	PLAYER NOTE
2	Travis Hansen	G/F	6-6	210	Sr.	2L	Orem, Utah (Utah Valley State College)	Leads in pts (15.9), assists (2.6); second in rebs (4.9)
3	Mark Bigelow	F/G	6-7	195	Jr.	2L	Olympia, Wash. (Olympia HS)	Second-leading scorer (13.7) and top three-point shooter (48)
4	Luiz Lemes	G	6-3	180	Jr.	TR	Sao Paulo, Brazil (E. Oklahoma State)	JC transfer averages 8.2 minutes in 17 of 21 games
5	Jake Shoff	F/C	6-9	265	Jr.	TR	Alpine, Utah (Weber State)	Reserve shoots .621 on FG; had season-high 10 rebs at Wyo.
10	Terry Nashif	G	5-10	165	So.	1L	Vancouver, Wash. (Evergreen HS)	Started six straight games prior to coming off the bench at Wyo.
12	Marc Roberts	G	6-3	205	So.	1L	Provo, Utah (Timpview HS)	Came off a redshirt to play in five of last eight games
14	Ricky Bower	G	6-4	185	Jr.	TR	Meridian, Idaho (Wisconsin)	Top reserve shoots 46 percent on FG and treys and .896 on FT
15	John Allen	F	6-7	215	So.	1L	Houston, Texas (Mayde HS)	Shooting .571 on threes and is 19-20 from the line
24	Kevin Woodberry	G	6-0	170	Jr.	TR	Phoenix, Ariz. (Dixie State College)	Started at Wyoming after coming off bench prior six games
32	Bart Jepsen	F	6-9	235	Jr.	2L	Roswell, N.M. (Roswell HS)	Avg. 4.7 minutes in 14 appearances; hit big shot at Wyo.
40	Dan Howard	C	7-0	225	Jr.	2L	Kaysville, Utah (Davis HS)	Played in 17 games, averaging 7.1 minutes
52	Jared Jensen	F/C	6-9	250	So.	1L	West Haven, Utah (Fremont HS)	2002 MWC Co-Freshman of the Year had 10 points at Wyoming
55	Rafael Araujo	C	6-11	265	Jr.	TR	Sao Paulo, Brazil (Arizona Western College)	NJCAA All-American is third scorer (11.9) and top reb. (9.0)

PLANNING TO REDSHIRT

13	Austin Ainge	G	6-1	175	Fr.	HS	Gilbert, Ariz. (Highland HS)	Returned missionary will redshirt; now back from broken thumb
34	Jermaine Odjegba	G	6-5	190	Fr.	HS	Lake Park, Fla. (Palm Beach Gardens HS)	True freshman will redshirt

Head Coach: Steve Cleveland , UC Irvine, 1976 (sixth season)

Associate Head Coach: Dave Rose, Houston, 1983

Assistant Coaches: Andy Toolson, BYU, 1990; John Wardenburg, BYU, 1986

Director of Basketball Operations: Nate Call, BYU, 1993

BYU PLAYER SEASON/CAREER HIGHS

#	PLAYER	POINTS	REBOUNDS	ASSISTS (^ BLOCKS)
2	HANSEN, Travis Career:	23 at Arizona State 30 at Pepperdine (2002)	12 vs. St. Bonaventure, Utah 17 at Pepperdine (2002)	5 (three times) / ^ 3 vs. Utah same (four times) / same
3	BIGELOW, Mark Career:	23 at Wyoming 33 at Washington State (1998-99)	8 vs. San Diego 14 (twice- 1998-99)	5 vs. San Diego 6 (twice-1998-99)/(9 steals, BYU record)
4	LEMES, Luiz Career:	7 vs. Rice, Air Force same	2 vs. Rice, vs. Pepperdine same	2 vs. Rice same
5	SHOFF, Jake Career:	15 vs. Pepperdine same	10 at Wyoming same	2 vs. Utah State same
10	NASHIF, Terry Career:	11 at San Diego State same	5 vs. Rice same	7 vs. UNLV same
12	ROBERTS, Marc Career:	6 at Weber State, vs. AFA same (twice)	3 at Weber State, vs. UNM, AFA same	2 vs. Idaho State same (also at Wyoming on 2-26-00)
14	BOWER, Ricky Career:	14 vs. UNM BYU same/ Wisconsin (19)	5 vs. St. Bon., vs. SUU, AFA same	5 vs. Air Force same
15	ALLEN, John Career:	8 at Arizona State, SUU 10 at Notre Dame (1999-00)	4 vs. St. Bonaventure same	2 vs. Southern Utah same / ^ 1 vs. So. Ill. (99-00)
24	WOODBERRY, Kevin Career:	12 vs. Utah State same	6 vs. Air Force, at Wyoming same	6 vs. Utah State, SUU/(5 steals at Wyo.) same
32	JEPSEN, Bart Career:	7 vs. Rice same (three times)	3 vs. Southern Utah, vs. Pepperdine 9 vs. Washington (1997-98)	- 2 - twice / ^ 3 vs. UTEP (1998-99)
40	HOWARD, Dan Career:	11 vs. Toledo same	2 (five times) last vs. Idaho St. 7 at SDSU (2002)	1 vs. Kansas State, at Creighton same (twice) / ^ 2 - twice (2002)
52	JENSEN, Jared Career:	18 vs. Rice 20 at Air Force (2002)	7 vs. Idaho State 10 vs. Creighton, CSUN (2002)	3 at San Diego State same/ ^ 2 (4 times)
55	ARAUJO, Rafael Career:	24 at San Francisco same	17 at San Francisco same	3 (3 times)/ ^ 3 at ASU/ (4 steals v. Idaho St.) same





BYU BASKETBALL ON KSL

The "Voice of the Cougars" is KSL Newsradio 1160's Greg Wrubell. He is in his seventh season as the play-by-play voice of BYU basketball. Wrubell, also the voice of BYU football, is joined by color analyst Mark Durrant, a four-year BYU basketball letterman who graduated in 1995 as a three-time Academic All-WAC forward. KSL Newsradio 1160 AM in Salt Lake City is the flagship of the Cougar Sports Network. Network Stations are located in:

- Salt Lake City, UtahKSL 1160 AM
- St. George, UtahKDXU 890 AM
- Manti, UtahKMXU 105.1 FM
- Jerome, IdahoKART 1400 AM
- Boise, IdahoKIOV 1450 AM
- Blackfoot, IdahoKPLV 105.5 FM
- Idaho Falls, IdahoKBLL 1620 AM
- Las Vegas, NevadaKSHP 1400 AM

COACH CLEVELAND'S RADIO SHOW

BYU coach Steve Cleveland joins Sports Final host Bill Riley live each Wednesday from 7-8 p.m. on KSL Newsradio 1160 to talk Cougar basketball. The Steve Cleveland Show gives Cougar fans an opportunity to hear the coach discuss recent games and upcoming opponents. Bill Riley can be heard on Sports Final week nights from 7-9 p.m.

COACH CLEVELAND'S TV SHOW

BYU coach Steve Cleveland joins SportsBeat Sunday anchor Tom Kirkland each Sunday evening at 11:15 p.m. for the Steve Cleveland Show live on KSL-TV, channel 5. Coach Cleveland reviews the past week's games while looking ahead to the next outing. The 15-minute program also includes a feature on a BYU player.

2002-03 BYU STARTING LINEUPS

Opp.	PG	SG	SE	PF	C
v. Toledo	Woodberry	Hansen	Bigelow	Jensen	Araujo
v. KSU	Woodberry	Hansen	Bigelow	Jensen	Araujo
v. SBU	Woodberry	Bower	Bigelow	Hansen	Araujo
RICE	Woodberry	Hansen	Bigelow	Jensen	Araujo
@ASU	Woodberry	Hansen	Bigelow	Jensen	Araujo
@CU	Woodberry	Hansen	Bigelow	Jensen	Araujo
USD	Woodberry	Hansen	Bigelow	Jensen	Araujo
USU	Woodberry	Hansen	Bigelow	Jensen	Araujo
UCSB	Woodberry	Hansen	Bigelow	Jensen	Araujo
@USF	Woodberry	Hansen	Bigelow	Jensen	Araujo
SUU	Woodberry	Hansen	Bigelow	Jensen	Araujo
PEPP	Woodberry	Hansen	Bigelow	Jensen	Araujo
v. OSU	Woodberry	Hansen	Bigelow	Jensen	Araujo
@WSU	Woodberry	Hansen	Bigelow	Shoff	Araujo
ISU	Nashif	Hansen	Bigelow	Jensen	Araujo
UNLV	Nashif	Hansen	Bigelow	Jensen	Araujo
@SDSU	Nashif	Hansen	Bigelow	Jensen	Araujo
Utah	Nashif	Hansen	Bigelow	Jensen	Araujo
UNM	Nashif	Hansen	Bigelow	Jensen	Araujo
AFA	Nashif	Bower	Bigelow	Hansen	Araujo
@Wyo.	Woodberry	Hansen	Bigelow	Jensen	Araujo

BYU STARTING LINEUP (RECORD)

Woodberry, Hansen, Bigelow, Jensen, Araujo	10-3
Nashif, Hansen, Bigelow, Jensen, Araujo	4-1
Woodberry, Bower, Bigelow, Hansen, Araujo	1-0
Nashif, Bower, Bigelow, Hansen, Araujo	1-0
Woodberry, Hansen, Bigelow, Shoff, Araujo	0-1

BYU'S LAST GAME – COUGARS ROUNDUP COWBOYS IN LARAMIE

LARAMIE, Wyo. (Feb. 8, 2003) – BYU coach Steve Cleveland got his first win in Laramie Saturday as the Cougars (16-5, 5-1) defeated the Wyoming Cowboys (16-5, 4-2) 74-66 in a battle for first place in the Mountain West Conference. Utah (5-1) defeated Colorado State (3-3) in Fort Collins later Saturday night to share the conference lead with the Cougars. The third largest crowd to ever assemble in Arena-Auditorium, 15,418, saw the Cougars break a five-game losing streak in Laramie dating back to 1996. Last season the Cougars lost in part due to the team's poor rebounding, but Saturday the Cougars out rebounded the Cowboys 37-21. "Last year was a competitive game and the year before we were up 16 or 17 and couldn't finish it off," said head coach Steve Cleveland. "Tonight we were up and as things started slipping away one guy after another came up big for the team." Three of those players that came up big were juniors Mark Bigelow and Rafael Araujo and senior Travis Hansen. Cleveland said, "I told Travis and Mark that we aren't going to win anywhere in this league unless they play well every night." Hansen finished the game with 15 points including two crucial free throws in the final minute, as did Bigelow, who turned in another impressive game with a season-high 23 points that led all scorers. Araujo chipped in 17 points and pulled down seven rebounds. "(Travis) is driven and he wants to win," said Cleveland. "He is willing to give everything every night. Nobody can every question his effort for this team." Entering the game ranked fifth nationally in three-point percentage, BYU had another nice game from behind the arc, shooting an 42.9 percent, and was a solid 45.2 percent overall from the field. Junior Kevin Woodberry started at point guard for the Cougars and finished with five steals, the first time a Cougar has had five thefts since Matt Montague did more than a year ago against San Francisco. At halftime the Cougars led the Cowboys by seven at 35-28, and had managed to out rebound Wyoming 21-15. BYU took an early 10-4 lead. BYU trailed once, at 12-11, and the Cowboys came close to taking the lead again when Wyoming guard David Adams connected on a three-point shot and was fouled by Bigelow. After the foul shot the Cowboys had tied the game at 16-16. The Cougars came roaring back and pushed their lead up to 10 at 29-19, the team's largest lead of the half with 5:23 left in the half thanks to a Bigelow three-pointer. BYU led by seven at the half. In the second half the Cougars came out strong and extended their lead to 41-28, but Araujo picked up his fourth foul in the first two minutes of the second half and sat for the next nine minutes. The Cowboys and the Cougars battled back and forth throughout the half. With Araujo out, Wyoming took the ball into the paint again and again. Jared Jensen picked up his fifth foul with 12:20 remaining with the Cougars still up by 10 at 52-42. Jake Shoff and Bart Jepsen took over the job of defending the lane until Araujo returned to the game with just over eight minutes left to play in the game. Wyoming's Uche Nsonwu-Amadi led a Cowboy comeback after being down 62-52 and brought the Cowboys to within five. With just over two minutes left in the game the momentum seemed to have shifted to the Cowboys after finally getting the game to within one possession at 66-63. But clutch foul shooting from Bigelow and Hansen as well as two steals, including a Woodberry theft, kept the Cougars on top.

HITTING THE ROAD

After BYU's win at Wyoming Saturday, the Cougars play five of their next six games on the road. The Cougars have a single home date with San Diego State on Monday, Feb. 17, sandwiched between two three-game road stretches. After playing at Wyoming, BYU goes to Colorado State Monday and then to UNLV on Friday. After its home game with the Aztecs, BYU plays at Utah, Air Force and New Mexico before returning home for the final two games of the regular season against Wyoming and CSU. BYU is 6-4 away from the Marriott Center this year, including neutral court games. BYU is 3-3 on an opponents' homecourt and 2-0 in MWC games with wins at SDSU and Wyoming.

COUGAR BRIEFING

Led by senior guard Travis Hansen, junior swingman Mark Bigelow and junior center Rafael Araujo, the Cougars (16-5) earned an 11-4 non-conference record and are tied for first with Utah atop the MWC standings at 5-1. Hansen leads the team in scoring (15.9) and assists (2.6) and is second in rebounding (4.9), Bigelow is second in scoring (13.7), third in rebounding (3.8) and the team's top three-point shooter (.485), while Araujo has come on strong as the third-leading scorer (11.9) while ranking second in the MWC in rebounds (9.0). Sophomore forward Jared Jensen adds 8.3 points and 3.4 rebounds while the point is being shared between JC transfer Kevin Woodberry, who has started in 15 games and averages 5.3 points and 2.3 assists, and sophomore Terry Nashif, who has started the six games and had career bests of 7 assists vs. UNLV and 11 points at San Diego State. Coach Cleveland has more talent on the bench this year. Wisconsin transfer junior guard Ricky Bower leads the reserves, averaging 6.7 points and shooting 46 percent from behind the arc. The Cougars shoot .476 from the floor, .417 on threes, ranking fifth nationally, and an MWC-best .741 from the line. BYU is among the top MWC defensive teams, allowing .399 shooting, including .295 on threes. BYU scores 73.9 ppg while allowing 63.8. BYU is 10-1 at home and 6-4 away from the Marriott Center, including a 3-1 neutral record and 3-3 road mark. Cleveland has used five starting lineups. Sophomore guard Marc Roberts came out of a possible redshirt season after 13 games, playing at Weber State. Freshmen guards Austin Ainge and Jermaine Odjegba will redshirt.

WHO'S HOT

- Junior swingman Mark Bigelow scored a season-high 23 points at Wyoming and made 3-4 treys. He is making 3.5 threes per game in league play while shooting 53.8 percent on threes. He is averaging 17.5 points in league play. Against Wyoming Bigelow was 6-6 from the line. He is shooting 93.3 percent from the charity stripe in MWC games.



BYU MARGIN OF VICTORY/DEFEAT

	WINS	LOSSES
1 point		
2 points		
3 points		
4 points	1	1
5 points		
6 points		1
7 points		
8 points	2	
9 points		
10 points	1	1
11 points	1	
12 points		1
13 points	1	1
14 points		
15 points	2	
16-19 points	3 (16,16,19)	
20-24 points	1 (22)	
25-29 points		
30-plus points	2 (33,39)	

BYU'S 2002-03 RECORD WHEN ...

At home	10-1
On the road	3-3
On a neutral floor	3-1
On Television	7-2
On ESPN	0-0
On ESPN2	0-1
On ESPN+Plus	2-1
On SportsWest	3-0
On Monday	3-1
On Tuesday	0-0
On Wednesday	2-1
On Thursday	2-0
On Friday	1-0
On Saturday	8-3
Coming off a win	11-4
Coming off a loss	3-1
Had two or more days between last game	13-3
Had only one day between last game	1-2
Playing the next day after a game	2-0
BYU scores 100 or more points	0-0
BYU scores between 90-99 points	2-0
BYU scores between 80-89 points	4-0
BYU scores between 70-79 points	4-2
BYU scores between 60-69 points	6-3
BYU scores below 60 points	0-0
Opponent scores 90 or more points	0-0
Opponent scores between 80-89 points	0-1
Opponent scores between 70-79 points	1-4
Opponent scores between 60-69 points	7-0
Opponent scores between 50-59 points	6-0
Opponent scores below 50 points	2-0
BYU leads at half	12-0
Opponent leads at half	4-5
Score tied at half	0-0
BYU leads with 5 minutes left	16-0
Opponent leads with 5 min. left	0-5
BYU leads with 1 minute left	16-0
Opponent leads with 1 min. left	0-5
Score tied with 1 minute left	0-0
Game goes into overtime	0-0
BYU shoots 50 % or better	5-0
Opponent shoots 50 % or better	0-2
BYU out shoots opponent	16-1
Opponent out shoots BYU	0-4
BYU out rebounds opponent	13-3
Opponent out rebounds BYU	3-2
BYU and opponent tie in rebounds	0-0
vs. top-25 ranked opponent	0-0
vs. 2002 conference champions	5-1
vs. 2002 postseason teams	8-3

NATIONAL POLLS

BYU did not receive any votes in the national polls, released Monday prior BYU's win over Air Force. In the ESPN/USA Today Coaches Poll, Utah was the top ranked MWC team, tied for 30th and Wyoming was 40th. In the Associated Press Poll, Wyoming was 34th and Utah was 35th. Two BYU opponents are in the top-25 of both polls. Oklahoma State was rated 11th (AP) and 12th (ESPN/USA Today) while Creighton was ranking 13th in both polls.

RPI AND SAGARIN RATINGS

BYU is the top-rated MWC team in the Sagarin Ratings and RPI. The Sagarin Ratings through Monday's results rank BYU 28th followed by Utah at No. 34, with Wyoming at 56, UNLV at 61 and CSU at 100. As a conference, the Mountain West has been rated as high as 6th but is currently ranked 7th, with the Pac-10 in the No. 6 ranking. In the RPI computed by CBS.Sportsline.com after Monday's results, BYU has a No. 17 rating, followed by Utah at 22, UNLV at 46 and Wyoming at 51, with SDSU at 91 and CSU at 95. In the RPI compiled by Collegiate Basketball News, updated weekly after Sunday's results, BYU is 19th, Utah 24th, Wyoming 42nd, UNLV 51st and CSU 81st.

MWC AND NCAA STATISTICS

Entering Saturday's games, BYU was ranked 5th nationally in three-point shooting (.416). In MWC stats, BYU was ranked first or second in seven categories. BYU is the top MWC team in Scoring Margin (+10.2), FT% (.741), 3-FG% (.416), FG% Defense (.399), 3-FG% Defense (.289) and is second in FG% (.477) and steals (6.60). In conference-only stats, BYU is the top MWC team in nine categories and is second in six others. BYU leads in Scoring Offense (77.0), Scoring Margin (+12.6), FT% (.765), FG% Defense (.398), 3-FG% (.512), Rebounding Offense (37.8), Assists (15.8), Assist/TO Ratio (1.22) and Defensive Rebounds (25.80). BYU is second in FG% (.478), 3-FG% Defense (.336), Rebounding Defense (30.0), Rebounding Margin (+7.8), Offensive Rebounds (12.0) and 3-FG Made (8.2). Individual highlights in all games include Travis Hansen ranking 4th in scoring (16.0), Rafael Araujo being second in rebounding (9.1) and Mark Bigelow (.474) and Ricky Bower (.469) claiming the top two spots in 3-FG%. In MWC-only stats, Hansen (18.0) and Bigelow (16.4) rank 3rd and 6th in scoring, Araujo is second in rebounding (9.4), Jared Jensen is tied for first in FT% (.913), Hansen tops 3-FG% (.700), Terry Nashif leads in Assist/TO Ratio (3.17) and is second in Assists (3.80), and Bigelow is second in 3-FG Made (3.6) and third in steals (2.0).

COUGARS PLAY TOP MWC SCHEDULE, AMONG NATION'S TOUGHEST

BYU has achieved a 16-5 record playing the toughest schedule of any MWC team and among the toughest in the nation. BYU's schedule is rated 16th by Collegiate Basketball News and the 23rd toughest in the nation by CBS.Sportsline.com's computer analysis. The Sagarin Ratings rank BYU's schedule No. 50. After BYU, the next toughest MWC schedules belongs to Utah (35th by Collegiate Basketball News and 50th by CBS Sportsline.com and UNLV (81st by Sagarin). Of the 22 teams BYU will face on its regular season schedule this year, 16 have a winning record entering the week while four have losing records and two are at .500. BYU's opponents have combined to win 63 percent of their games thus far this year. Six teams sit atop their league standings. BYU's losses have come against Oklahoma State (17-2), Creighton (20-2), Utah (16-4), Weber State (16-5) and San Francisco (9-11) (records are coming into the weekend). All but USF are in first place or tied for first in their respective conferences.

LOOKING AT THE 2002-03 SCHEDULE

This year's schedule features 17 games against teams who qualified for postseason play last year and included playing in the University of The Virgin Islands Paradise Jam (U.S. Virgin Islands) and Touchstone Energy All-College Classic (Oklahoma City). BYU's non-conference schedule included teams from 10 different conferences. Overall, 12 teams earned postseason bids last season, seven advancing to the NCAA tournament and five playing in the NIT. Six teams earned a conference regular season or league tournament title and 12 placed in the top three in their league standings. The Cougars will play 14 regular season games in the Marriott Center. Excluding the MWC Tournament, BYU plays 15 road games, including 11 away contests and four neutral site games. The 2003 MWC Tournament takes place March 12-15 at the Thomas and Mack Center in Las Vegas. The Pac-10, Big 12, Atlantic 10, Big Sky, Big West, Mid-American, Mid-Continent, Missouri Valley, West Coast and Western Athletic are represented on the non-league schedule.

70-POINT BAROMETER

BYU is 14-0 this year when holding opponents below 70 points but 1-5 when the opposition reaches the 70-point mark. In the five-plus season Steve Cleveland has been BYU's coach, the Cougars are 81-15 (.844) when holding opponents below 70 points. BYU's winning percentage drops off substantially when BYU opponents have scored between 70-79 points. BYU's record is 17-34 (.333) in those games during the Cleveland era.

MORE POINTS ON POINTS ...

WHEN BYU SCORES: (CLEVELAND ERA)

Points	Record
100 or above	2-0 (1.000)
90-99	7-0 (1.000)
80-89	27-4 (.871)
70-79	33-17 (.667)
60-69	29-26 (.527)

WHEN BYU ALLOWS: (CLEVELAND ERA)

Points	Record
30-39	1-0 (1.000)
40-49	16-0 (1.000)
50-59	33-3 (.917)
60-69	32-12 (.727)
70-79	17-34 (.333)



THE LAST TIME BYU HAD ...

4 PLAYERS SCORE IN DOUBLE FIGURES

2/8/03 at Wyoming Bigelow (23)
Araujo (17), Hansen (15), Jensen (10)

5 PLAYERS SCORE IN DOUBLE FIGURES

12/28/00 at Weber State Wesley (18), Whiting
(15), Lyday (14), Hansen (12), Nielsen (12)

A PLAYER RECORD A DOUBLE-DOUBLE

1/16/03 vs. Utah
Travis Hansen, 21 points, 12 rebounds

TWO PLAYERS RECORD A DOUBLE-DOUBLE

1/23/99 vs. CS Northridge
Mark Bigelow 23 points, 11 rebounds
Nathan Cooper 15 points, 10 rebounds

TWO DOUBLE-DIGIT REBOUNDERS

11/25/02 vs. St. Bonaventure (at Paradise Jam)
Travis Hansen-12, Rafael Araujo-10

TWO PLAYERS FOULED OUT

1/20/03 at San Diego State
Rafael Araujo and Mark Bigelow

THREE PLAYERS FOULED OUT

12/22/00 vs. Iowa State (@Laie, Hawaii)
Nate Knight, Mekeli Wesley, Trent Whiting

A PLAYER EJECTED FROM THE GAME

11/23/02 vs. Kansas State
Travis Hansen (2 technical fouls)

A PLAYER RECEIVED A TECHNICAL FOUL

11/23/02 at San Francisco - Travis Hansen

AT LEAST TWO PLAYERS SCORED 20+ POINTS

1/16/03 vs. UNLV Rafael Araujo-22
Mark Bigelow-21; Travis Hansen-20

THREE PLAYERS SCORED 20+ POINTS

1/16/03 vs. UNLV Rafael Araujo-22
Mark Bigelow-21; Travis Hansen-20

FOUR PLAYERS SCORED 20+ POINTS

1/13/79 vs. UNM D.Ainge-27; Scott Runia-25;
Devin Durrant-20; Alan Taylor-20.

TWO PLAYERS SCORED 25+ POINTS

3/1/01 at New Mexico
Terrell Lyday-26; Mekeli Wesley-25

A PLAYER SCORED 30+ POINTS

1/5/02 at Pepperdine
Travis Hansen-30

A PLAYER WITH 5 STEALS

2/8/03 at Wyoming - Kevin Woodberry

A PLAYER HAD DOUBLE-DIGIT ASSISTS

3/14/02 vs. UC Irvine
Matt Montague-12

A PLAYER 100% AT FT LINE (MIN. 8 ATTS)

3/2/02 at Colorado St. - Jared Jensen (8-8)

A PLAYER 100% FROM FLOOR (MIN. 5 ATTS)

1/02/03 vs. Pepperdine
Jake Shoff (6-6)

A PLAYER 100% ON TREYS (MIN. 3 ATTS)

3/20/02 at SDSU - Terry Nashif (3-3)

NO PLAYER MAKE A TREY

11/22/96 vs. CS Fullerton (0-9)

LAST TIME OPPONENT DID NOT MAKE A TREY

12/14/02 Utah State (0-5)

BIGGEST BYU SCORING RUN OF THE SEASON

12/11/02 vs. San Diego (18-0)

AT THIS POINT ...

BYU is 5-1 for the first time in MWC play, with a 3-1 home record and 2-0 road mark. BYU was 4-3 at the half-way point last year with four home wins. BYU started 5-2 with five home wins in 2001. BYU finished the first half 4-3 in 2000 with four of the seven games being on the road.

CLEVELAND REACHES 100-WIN MILESTONE

BYU coach Steve Cleveland achieved his 100th victory at BYU with the Cougar win over the Falcons last Monday. With his win at Wyoming, he is now 101-74 in his sixth season in Provo. Cleveland was nine games into his fourth season when he achieved his 50th win to even his record at 50-50. While it took 100 games to gain his first 50 victories due to the early rebuilding efforts of the 1-25 program he took over in 1997, Cleveland earned his next 50 victories in 74 games and a little over two seasons.

STREAKS

BYU has won its last three games after suffering a loss to Utah, which ended the Cougars' nation-leading 44-game homecourt victory streak. BYU has lost back-to-back games only once this year (vs. Oklahoma State and at Weber State). BYU had defeated 18 straight MWC teams at home prior to the loss to Utah. The Cougars have won 34 straight home games over a non-conference opponents. The Cougars won five straight games overall to open this season, the longest overall streak since winning eight straight games last year in preseason. The Cougars won four straight away from home (3 neutral, 1 away) this year before losing their next four (3 away, 1 neutral) until gaining victories in their last two at SDSU and Wyoming. The four wins away from home was the team's best streak away from home since BYU's 2001 NCAA team won five consecutive games (2 away, 3 at the MWC tournament) in March 2001. BYU has made a three-point shot in 200 consecutive games since going 0-9 in a 75-67 loss to CS Fullerton on Nov. 22, 1996. Travis Hansen has scored in double figures in 17 straight games. Mark Bigelow has made a three in 11 consecutive contests.

SHOOTING, REBOUNDING SUCCESS

BYU has out shot 17 of 21 opponents this year (except USF, OSU, Weber State, Utah) and outrebounded 15 (except Creighton,USU, USCB, SDSU, Utah). BYU is shooting .476, including .417 on threes, while limiting opponents to .399 shooting from the floor and only .295 on threes. BYU averages 36.2 boards to its opponents' 31.2. BYU has shot 45 percent or better in 16 games this year (losing only once twice at Creighton and vs. Utah), including a string of six straight until shooting a season-low 36.5 percent at USF. BYU rebounded to shoot 58 percent (SUU) and 54.2 percent (Pepperdine) in its next two games. BYU shot 58.3 percent vs. Idaho State, the fifth time this year, and fourth time at home, that BYU has shot better than 50 percent. BYU out boarded Idaho State 43-19, Air Force 55-21 and Wyoming 37-31, including 15 offensive rebounds.

FROM THE LINE

BYU topped 80 percent free throw shooting for the seventh time this year vs. UNM, shooting a season-high 88.2 percent (15-17). The Cougars have shot better than 70 percent in all but five games (.550 (11-20) vs. San Diego, .652 vs. AFA, .654 vs. Pepperdine, .657 at USF and .667 vs. Idaho State). Seven Cougars are shooting 70 percent or better from the line, with six topping 78 percent. John Allen made his first 19 straight until missing his last attempt vs. Utah (19-20), while Ricky Bower is shooting 89.6 percent (43-48). BYU is shooting a MWC-leading 74.1 percent as a team.

DEFENSIVE NOTABLES

BYU has held 13 opponents to 42 percent or lower shooting, and has held six opponents below 35 percent shooting, including holding Air Force to 21.6 percent, including 15.2 percent on threes. The Falcons came in ranked 8th in the nation in three-point shooting. BYU held Pepperdine, coming in shooting 47.1 percent, to its second-lowest percentage of the year at 34.5 percent. BYU held UCSB, a team that came in after seven games shooting 50.3 percent from the floor and 45.5 percent on threes, to 36.5 percent and 26.1 percent on threes. BYU has held 10 opponents this year to 60 points or less. BYU is 50-3 under Steve Cleveland when holding opponents below 60 points. BYU held Air Force to only 33 points, the lowest output vs. BYU since the Cougars beat Princeton 51-32 on Dec. 31, 1982. BYU held the Falcons to a Marriott Center record 10 points in the first half. On the year, BYU's defense yields a combined 63.8 points per game.

COMBO GUARD MICHAEL ROSE SIGNS WITH COUGARS

During the early signing period in November, BYU signed Michael Rose, a 6-foot-1 combo guard out of Spring Woods High School in Houston Texas. A four-year starter, Rose averaged 16.3 points, five rebounds and three assists playing shooting guard as a junior. A preseason All Greater Houston First Team selection, Rose is playing point guard his senior season. He earned first-team All-District 21 5A honors the past two seasons and was the team MVP in 2002. He helped his team to second-place District 21 finishes the past two years. In is first season, he was named District 21 Freshman of the Year. Rose has played four years on the Houston Hoops summer AAU team that also features top-five recruits Ndidi Eby and Kendrick Perkins. As the team's starting shooting guard, Rose averaged 14 points and helped the team earn a No. 1 national rating for much of the summer. Rose possesses a strong academic resume, ranking second in his class of 365 seniors. He was recruited by Houston, St. Louis, Utah State, Colorado State, Texas Christian, Texas A&M, Tennessee and Illinois. He is the nephew of BYU Associate Head Coach Dave Rose.





MWC PLAYERS OF THE WEEK

Nov. 25 -- Brian Greene (Sr., F), Colorado State
 Dec. 2 -- Marcus Banks (Sr., G), UNLV
 Dec. 9 -- Ruben Douglas (Sr., G), New Mexico
 Dec. 16 -- Dalron Johnson (Sr., F), UNLV
 Dec. 23 -- Ronnie Clark (Sr., F), Colorado State
Dec. 30 -- Rafael Araujo (Jr., C), BYU
 Jan. 6 -- Uche Nsonwu-Amadi (Sr., C), Wyoming
 Jan. 13 -- Marcus Banks (Sr., G), UNLV
 Jan. 20 -- Brian Greene (Sr., F), Colorado State
 Feb. 3 -- Ruben Douglas (Sr., G), New Mexico



BIGELOW SETS 3-POINT RECORD

PL	TREYS	PLAYER	YEARS
1	157	Mark Bigelow	99-02-03
2	141	Andy Toolson	85-88-89-90
3	127	Terrell Lyday	00-01

BIGELOW MOVING UP SCORING LIST

PL	POINTS	PLAYER	YEARS
1	2467	Danny Ainge	78-79-80-81
2	2319	Michael Smith	84-87-88-89
3	2285	Devin Durrant	79-80-83-84
4	1885	Russell Larson	92-93-94-95
5	1841	Fred Roberts	79-80-81-82
6	1824	Jeff Chatman	85-86-87-88
7	1740	Mekeli Wesley	98-99-00-01
8	1652	Kenneth Roberts	91-94-95-96
9	1512	Kresimir Cosic	71-72-73
10	1408	Jay Cheesman	74-75-76-77
11	1388	Andy Toolson	85-88-89-90
12	1375	Roland Minson	49-50-51
13	1337	Marty Haws	87-88-89-90
14	1317	Joe Nelson	47-48-49-50
15	1299	Dick Nemelka	64-65-66
16	1284	Alan Taylor	77-78-79-80
17	1218	Doug Richards	72-73-74
18	1205	Gary Trost	88-91-92-93
19	1195	Eldon Brinley	28-29-30-31
20	1156	Kari Liimo	67-68-69
21	1153	Mark Bigelow	99-02-03
22	1150	Elwood Romney	30-31-32-33
23	1143	Doug Howard	68-69-70
24	1128	Steve Schreiner	89-90-91
25	1117	Joe Richey	51-52-53
26	1108	Gary Earnest	59-60-61
27	1106	John Fairchild	64-65
28	1105	Terrell Lyday	00-01
29	1099	Mark Handy	74-75-76-77
30	1084	Mel Hutchins	48-49-50-51
31	1073	Randy Reid	93-94-95-96
32	1051	Scott Runia	77-78-79-80
33	1031	Bernie Fryer	71-72
34	1015	Dave Eastis	59-60-61

934		Travis Hansen	01-02-03

BYU EXTENDED NATION-BEST HOME STREAK TO 44 BEFORE ITS END
 BYU won a school-record 44 straight home games in the Marriott Center before losing to Utah, 79-75. The streak was the longest active streak in the country over part of last season and this season. BYU's last home loss prior to the streak starting was on Feb. 17, 2000 when New Mexico edged the Cougars 78-74. BYU defeated 18 straight MWC teams during the streak, which began with an 83-82 win over UNLV on Feb. 19, 2000. BYU continues its string of non-conference home wins. The Cougars have defeated 34 straight nonconference opponents in the Marriott Center since starting the streak with a 61-59 win over Utah State on Jan. 2, 1999. The last non-league foe to win in Provo was the California Bears, who edged BYU 71-70 on Dec. 19, 1998. BYU went 16-0 at home last season and was 15-0 the prior year. BYU has had a perfect home record seven seasons since the Marriott Center opened for the 1971-72 season. The past two years, however, marks the first time it has happened in back-to-back seasons. Last year's team tied the BYU single-season record with 16 home wins and was only the fourth Cougar squad to win more than 14 home games in a season. The 1987-88 Ladell Andersen squad went 16-2.

BIGELOW SETS CAREER THREE-POINT RECORD AT SAN DIEGO STATE
 Junior swingman Mark Bigelow equaled his career-best 5 triples in a game at San Diego State to surpass BYU assistant coach Andy Toolson (141) as BYU's career three-point leader. Bigelow now has 157 treys. Bigelow leads BYU with 48 threes this year while shooting a career-best 48.5 percent from long range. He has made a combined 43.0 percent (157-365) overall on threes.

BIGELOW, HANSEN MOVING UP SCORING CHARTS
 Mark Bigelow become the 34th Cougar and only ninth junior to reach 1,000 career points vs. SUU. He is now 21st on BYU's scoring list with 1,153 points and needs just 4 points to surpass Kari Limo (1,156) and move into the top 20. Senior Travis Hansen has 934 career points despite an injury-shortened first season at BYU as a sophomore. He will become the 35th Cougar to reach 1,000 points if he continues his team-leading scoring pace.

ARAUJO NAMED MOUNTAIN WEST PLAYER OF THE WEEK ON DEC. 30
 BYU junior center Rafael Araujo was named Mountain West Conference Player of the Week on Dec. 30. It was Araujo's first player of the week honor of his career. Araujo, from Sao Paulo, Brazil (Arizona Western), averaged 20.5 points and 12 rebounds and shot 61.3 percent (19-of-31) from the field and averaged two steals per game. In the 84-72 loss at San Francisco, Araujo recorded his first Division I double-double with career-highs of 24 points and 17 rebounds in 28 minutes of action. He went 11-for-20 from the field (55 percent) and registered a career-high three steals. The 17 boards and 11 field goals are both currently tied for the second-highest output by an MWC player this year. Araujo led the Cougars in scoring for the second straight game with 17 points on 8-of-11 field goals and seven boards in the 93-60 win over Southern Utah.

COUGARS HOLD FALCONS TO RECORD-LOW 10 POINT HALF
 BYU held Air Force to a Marriott Center record 10 points in the first half on Feb. 3, 2003. It is the lowest total scored in any half at the Marriott Center. It also tied an Air Force school record for fewest points in a half.

BYU SETS SCHOOL THREE-POINT RECORD IN WIN OVER SUU
 BYU set a new school record for three-pointers made in a game, going 14-24 (.583) vs. Southern Utah's match-up zone. Seven Cougars made a trey with six players' only field goals being triples.

COUGARS, LOBOS SET MARRIOTT CENTER THREE-POINT RECORD
 BYU and New Mexico combined on Feb. 1 to set a new Marriott Center record with 23 treys made in a game, topping the 22 treys of LaSalle and BYU in 1992. The Cougars made 11 triples while UNM made 12 to set the new Marriott Center mark.

COUGARS WIN PARADISE JAM TITLE
 BYU started the season by winning the University of the Virgin Islands Paradise Jam title. Played in St. Thomas, the Paradise Jam featured six teams in a three-game format. BYU earned the title with wins over Toledo, Kansas State and St. Bonaventure. The Bonnies finished the second-year tournament 2-1 with a win over Virginia Tech, who also finished 2-1. Kansas State and Toledo went 1-2 and Michigan 0-3.

HANSEN, BIGELOW EARN PARADISE JAM AWARDS
 Leading BYU to the University of the Virgin Islands Paradise Jam title, Travis Hansen and Mark Bigelow were named to the Paradise Jam All Tournament Team. Others selected to the team were Pervis Pasco of Kansas State, Nick Moore of Toledo, Terry Taylor of Virginia Tech and tournament MVP Marques Green of St. Bonaventure.

RECORD JAM DEFENSE
 BYU set the Paradise Jam tournament record for fewest average points allowed by giving up only 59 points per game in its three tournament wins. The previous record was LaSalle's 62.7 points allowed over three tournament games last year. In the championship game, BYU held St. Bonaventure, who came into the title showdown having scored 91 and 89 points in its first two games, to 57 points and 28 percent shooting. BYU held Toledo to 34.6 percent shooting and 56 points and allowed only 40.4 percent shooting and 64 points by Kansas State. Combined, BYU's Paradise Jam opponents shot 33.9 percent from the floor, including 31.8 percent on threes.



**MWC STANDINGS**

Pl.	Team	MWC	Overall
1.	Utah	5-1	17-4
	BYU	5-1	16-5
3.	Wyoming	4-2	16-5
4.	Colorado State	3-3	14-7
	San Diego State	3-3	12-7
6.	UNLV	2-4	13-6
7.	New Mexico	2-5	8-12
8.	Air Force	1-6	10-10

BYU - UNIVERSITY INFO

Location: Provo, Utah (84602)
 Founded: Oct. 15, 1875
 Elevation: 4,553 feet
 Enrollment: 32,122 (daytime)
 Nickname: Cougars
 Mascot: Cosmo
 Colors: Dark Blue, White and Tan
 Arena (Capacity): Marriott Center (22,700)
 Affiliation: NCAA Division I
 Conference: Mountain West Conference
 President: Merrill J. Bateman (Utah, 1960)
 Men's Athletics Director: Q. Val Hale (BYU, 1981)
 Athletic Website: byucougars.com
 Tickets: 378-BYU1 or 1-800-322-BYU1

BYU COACHING STAFF

Head Coach: Steve Cleveland
 Alma Mater (year): UC-Irvine (1976)
 Record at school (years): 101-74 (6th year)
 Career record (years): (same)
 Office phone for head coach: 801-378-3612
 Best time/day to reach coach: Call SID
 Basketball Office Fax: (801) 378-5965
 Assistant coaches (Alma Mater/year)
 Dave Rose (Houston, 1983)
 Andy Toolson (BYU, 1990)
 John Wardenburg (BYU, 1986)
 Director of Basketball Operations:
 Nate Call (BYU, 1993)

BYU TEAM INFO

2001-2002 Overall Record: 18-12
 Conference record/finish: 7-7 (T-4th)
 2002 Postseason: (1-1)
 NIT second round - lost at Memphis
 2002 Final Ranking: N/A
 Starters Returning/Lost: 3/2
 Lettermen Returning/Lost: 8/7
 Redshirts Returning: 2
 Newcomers: 5

BYU HISTORY – CELEBRATING 100 YEARS

First Year of Basketball: 1903
 Overall All-Time Record: 1443-927 (.609)
 Winning Seasons: 80 (last 2002)
 Conference Championships: 25 (last 2001)
 Postseason Appearances (record): 28 (23-29)
 Total NCAA Appearances (Record): 19 (11-22)
 Last NCAA Appearance: 2001
 Result: (0-1) Lost, NCAA First Round in San Diego vs. Cincinnati, 84-59
 Total NIT Appearances (Record): 9 (12-7)
 Last NIT Appearance: 2002
 Result: (1-1) Def. UCIrvine, 78-53
 Lost, at Memphis, 80-69

MWC TEAMS HAD STRONG NON-CONFERENCE SEASON

During non-league play the Mountain West Conference proved that the predictions are true of this being the best, top-to-bottom, the league has been in its four years. Frank Burlison, the respected national college basketball writer for Foxsports.com, was quoted by Steve Guiremand in the Las Vegas Sun, stating, "To me it's pretty clear-cut that (the Mountain West Conference) is the best conference in the West this year. It's better than the Pac-10." Six of eight MWC teams had 10 or more wins and seven have at least nine wins. The league's worst record was New Mexico's 5-8 mark but the Lobos have one of the top players in the league in Ruben Douglas and showed at Tennessee in a closely contested defeat that they are not going to be push-overs. Five teams had 11 or more wins, including 12-3 Wyoming, who won nine straight before losing at No. 14 Kansas. Playing a greater percentage of non-conference road games than the Big East, SEC, Pac-10, Big Ten, Big 12 and ACC, MWC teams achieved a 14-18 road record (44 percent) - the highest non-conference road winning percentage in the league's history. The non-league road record ranked third nationally behind only the Big 12 (15-9) and ACC (6-7).

BYU PLAYED MAJORITY OF NON-CONFERENCE GAMES AWAY FROM HOME

BYU played eight games away from home and seven in the Marriott Center during the non-conference schedule, earning an 11-4 overall record with a perfect 7-0 home mark and a 4-4 record away from Provo. Wyoming was the only Mountain West team to play as many road games during the preseason as BYU. The Cowboys were also the only MWC team to win more non-league games away from home, going 5-3. The Cougars earned their 4-4 record playing the toughest non-league schedule of any MWC team. Air Force played seven road games, going 3-4; Utah played six, going 3-3; SDSU, UNLV and CSU all played half as many road games as BYU, earning 3-1, 3-1 and 0-4 records, respectively. New Mexico played the fewest road games, going winless in three games away from The Pit.

BYU ON THE ROAD

BYU is 3-3 on the road this year. Counting neutral court games, BYU is 6-4 away from the Marriott Center. With its three wins at the Paradise Jam - BYU achieved its first win streak away from home since the end of the 2001 season.

BYU VS. ITS CONFERENCE PEERS

BYU was picked to finish fourth this year in the Mountain West Conference by the league's media members. BYU has a won 58.5 percent (423-300) of its games all-time vs. MWC opponents. As an overall athletic program, BYU has dominated the Mountain West in its first three seasons, winning 63 percent of all MWC titles, including the 2001 men's basketball championship.

CLEVELAND'S CONFERENCE RECORD

BYU coach Steve Cleveland has a 39-37 conference record (WAC/MWC). He improved his conference (WAC/MWC) record above .500 at 38-37 with Monday's win over Air Force. Building since taking over BYU's 1-25 program, it is the first time since early in his first season that he has been above .500 in conference games overall. Cleveland improved BYU's conference record in each of his first four seasons and exceeded many expectations with only one returning starter on last year's team that finished fourth with a 7-7 record. Cleveland has had a .500 conference record six times (1-1, 2-2, 29-29, 34-34, 36-36 and 37-37). Prior to the win over AFA, he had an overall winning conference record two other times (1-0, 2-1). In MWC games only, Cleveland is 26-19 (.578).

CELEBRATING 100 YEARS OF BYU BASKETBALL

BYU is celebrating 100 years of basketball. Since the first season of BYU basketball in 1903, BYU entered this season having achieved a 1443-927 (.609) overall record with 21 different coaches at the helm. The combined efforts of these men have provided the Cougars with 80 winning seasons in 100 years. BYU has won 25 conference titles and made 28 postseason tournament appearances with 19 NCAA bids and nine NIT berths. The Cougars won the 1951 and 1966 NIT titles and advanced to the Elite Eight of the NCAA tournament in 1981, highlighted by Danny Ainge's length-of-the-court dash to defeat Notre Dame at the buzzer. Ainge was named the nation's top player as the John Wooden Award and Eastman Award winner. Twenty-three players have received All-America recognition while NBA teams have selected a Cougar 41 times in its annual draft. BYU has the nation's 11th longest rivalry, dating back to 1909, against the University of Utah. BYU and Utah have the 10th longest rivalry in terms of games played with 233 contests. Utah leads the series for only the third time with its win this year, holding a one-game edge at 117-116. For more information on BYU's 100-year history, please consult the 2002-03 BYU media guide.

BYU AMONG TOP-40 ALL-TIME WINNINGEST BASKETBALL PROGRAMS

With its all-time record of 1443-927 (.609), BYU is ranked 40th all-time in winning percentage among all Division I basketball programs. In terms of total wins, BYU is in the top 25. The Cougars have had 80 winning seasons in their 100-year basketball history and have made 28 postseason appearances, including 19 NCAA bids, and won 25 conference championships.



KEVIN WOODBERRY / 6-0 • 170 • junior • point guard

- Woodberry is a point guard and good defender who helped Dixie State College (St. George, Utah) to a 34-3 record and the 2002 NJCAA National Championship, where he was a second-team All-Scenic West Athletic Conference selection, leading the Rebels in assists (3.6), steals (2.0), three-point field goals (73) and free throw percentage (.815)
- This year he started at the point in the first 14 games and returned to the lineup at Wyoming. After committing 19 turnovers with only 10 assists in his first seven games, he has dished out 38 assists with 15 turnovers in the last 14 games.
- He came off the bench in six games. After four games averaging 14 minutes off the bench he played the majority (26) of the point-guard minutes vs. UNM, scoring 6 points with 4 rebs and 2 assists. He and Nashif played 17 minutes each vs. AFA; Woodberry had a career-high 6 rebounds and scored 4 points with 3 assists. Despite playing a season-low 12 minutes at SDSU, he played well, hitting a trey and converting another three-point play with bucket and foul, scoring 8 points, including career-best 3-3 FTs, with one assist.
- He had a career-best 6 assists vs. Utah State and vs. SUU. He has had at least one assist in each of the last 14 games.
- He had his best game vs. Utah State with career bests of 12 points and 6 assists with no turnovers. Defensively, he held Utah State's Mark Brown, who entered the game with a 13.8 scoring average and had reached double figures in every game, to only two points and 1-8 shooting in 35 minutes. He held Wyoming's Jay Straight to 2-10 shooting.
- He had a BYU season-high 5 steals at Wyoming while equaling his career-best 6 rebounds.



CAREER HIGHS:

- POINTS: 12 vs. Utah State
- FG MADE: 3 (four times)
- FG ATT: 13 vs. St. Bonaventure
- FG%: .667 (2-3) 4 times, last vs. New Mexico
- 3FG MADE: 3 vs. Utah State, at USF
- 3FG ATT: 9 at San Francisco
- 3FG%: .667 (2-3) vs. SUU
- FT MADE: 3 vs. San Diego, Utah State, at SDSU
- FT ATT: 6 vs. San Diego, Utah State
- FT %: 1.000 (3-3) at SDSU
- REB: 6 vs. Air Force, at Wyoming
- ASSISTS: 6 vs. Utah State, SUU
- STEALS: 5 at Wyoming
- BLOCKS: 1 (four times)
- MINUTES: 32 vs. Utah State

Kevin Woodberry – 2002-03 Game-by-Game

Opponent	Date	GS	Min	TOTAL			3-PTS			REBOUNDS			Avg	PF	FO	A	TO	Blk	Stl	Pts	Avg				
				FG	FGA	Pct	3FG	FGA	Pct	FT	FTA	Pct										Off	Def	Tot	
vs Toledo	11/22/02	*	29	2	7	.286	1	4	.250	0	0	0	.000	1	2	3	3.0	1	0	1	2	0	2	5.0	
vs Kansas State	11/23/02	*	25	0	3	.000	0	3	.000	2	4	500	0	0	0	1.5	3	0	3	3	0	0	2	3.5	
vs St. Bonaventure	11/25/02	*	29	3	13	.231	1	7	.143	1	2	500	0	1	1	1.3	2	0	2	3	1	2	8	5.0	
RICE	11/30/02	*	19	3	6	.500	2	2	1.000	2	2	1,000	0	2	2	1.5	1	0	0	2	1	3	10	6.3	
at Arizona State	12-04-02	*	31	1	5	.200	0	3	.000	1	5	.200	0	4	4	2.0	2	0	4	5	1	1	3	5.6	
at Creighton	12-07-02	*	15	1	3	.333	1	2	.500	0	0	.000	0	0	0	1.7	1	0	0	3	0	1	3	5.2	
SAN DIEGO	12/11/02	*	31	2	4	.500	1	3	.333	3	6	.500	0	2	2	1.7	2	0	0	1	1	4	8	5.6	
UTAH STATE	12/14/02	*	32	3	5	.600	3	5	.600	3	6	.500	1	2	3	1.9	0	0	6	0	0	1	12	6.4	
UC SANTA BARBARA	12/21/02	*	22	0	5	.000	0	5	.000	2	2	1,000	0	1	1	1.8	1	0	1	1	1	0	2	5.9	
at Univ. of San Francisco	12/23/02	*	31	3	10	.300	9	9	.333	1	3	.333	0	2	2	1.8	2	0	3	0	0	0	10	6.3	
SOUTHERN UTAH UNIVERSITY	12/28/02	*	19	2	3	.667	2	3	.667	0	0	.000	0	2	2	1.8	2	0	6	1	0	1	6	6.3	
PEPPERDINE	01/02/03	*	17	2	5	.400	0	3	.000	1	3	.333	0	3	3	1.9	2	0	4	2	0	2	5	6.2	
vs Oklahoma State	01-04-03	*	27	2	7	.286	1	5	.200	2	2	1,000	0	0	0	1.8	1	0	1	4	0	1	7	6.2	
at Weber State	01-08-03	*	26	2	3	.667	1	2	.500	1	2	.500	0	1	1	1.7	4	0	3	0	0	2	6	6.2	
IDAHO STATE	1/11/03		14	2	5	.400	0	1	.000	0	0	.000	1	3	4	1.9	2	0	2	2	0	1	4	6.1	
UNLV	01/16/03		16	0	1	.000	0	0	.000	2	4	.500	0	0	0	1.8	3	0	1	0	0	1	4	5.8	
at San Diego State	01-20-03		12	2	3	.667	1	2	.500	3	3	1,000	0	1	1	1.7	2	0	1	0	0	1	8	5.9	
UNIVERSITY OF UTAH	01/25/03		14	0	2	.000	0	1	.000	0	0	.000	0	0	0	1.6	1	0	2	0	0	0	0	5.6	
UNIVERSITY OF NEW MEXICO	02/01/03		26	2	3	.667	1	2	.500	1	1	1,000	0	4	4	1.7	1	0	2	1	0	1	6	5.6	
AIR FORCE ACADEMY	02/03/03		17	1	3	.333	1	2	.500	1	2	.500	0	6	6	2.0	0	0	3	1	0	0	4	5.6	
at Wyoming	2-8-03		27	0	2	.000	0	1	.000	0	0	.000	2	4	6	2.1	1	0	3	3	0	5	0	5.3	
Totals			15	479	33	98	337	19	65	.292	26	47	.553	5	40	45	2.1	34	0	48	34	5	29	111	5.3

Woodberry vs. Colorado State First Game vs. the Rams

TRAVIS HANSEN / 6-6 • 210 • senior • guard/forward

- Hansen is an MWC Player of the Year candidate and BYU's lone senior. He is an extremely athletic and explosive player who can create his own shot or knock down the three. Last year he was the team's best player when he led the Cougars in scoring (15.6) and rebounding (6.2), earning second-team All-MWC honors.
- Hansen's wife LaRee gave birth to their first child, Ryder Scott, on Jan. 23. He was 6 pounds, 8 ounces and 18 inches long.
- This year Hansen leads BYU in scoring (15.9) and assists (2.6) and is second in rebounding (4.9). He usually draws the assignment to guard the opponent's top perimeter player and is strong enough to also switch over and guard the four position.
- He has had three of his top-five career assist games this season with a career-tying 5 assists vs. Toledo, UCSB and Pepperdine.
- He has scored in double figures a team-leading 20 times this year, including 17 straight games, and has led BYU in scoring 10 times, including the last three games before Wyoming. He failed to score in double figures for the only time this year with 9 points vs. Rice, ending 11 straight double-digit games dating back to last season.
- He reached 20 points for the fourth time this year vs. Utah, making a career-best 14 free throws on 15 attempts while recording his second double-double (also 12 pts, 12 rebs vs. SBU) of the year with 12 boards. He had a solid all-around game, adding 4 assists, 2 steals and a career-high 3 blocks, including a crowd-pleasing swat a Britton Johnsen drive to the hoop.
- He contributed in nearly every way vs. Pepperdine with 17 points, 6 boards, 5 assists, 2 blocks and 2 steals. One block was a spectacular rejection of a fast-break dunk attempt that Hansen controlled himself to keep the ball from going out of bounds.
- He scored eight of BYU's final 12 points and assisted two of the other four points in a win at ASU, going 8-11 from the floor and 7-8 from the line to score a season-high 23 points. He made key plays in BYU's win at Wyoming.



CAREER HIGHS:

- POINTS: 30 at Pepperdine
- FG MADE: 10 at Utah St, Pepp.
- FG ATT: 19 at Pepperdine, at Wyo.
- FG%: .857 (6-7) at Weber St.
- 3FG MADE: 3 (three times) last vs. SUU
- 3FG ATT: 6 vs. ASU (2001), at Weber State
- 3FG%: 1.000 (2-2) (four times) last vs. Air Force
- FT MADE: 14 vs. Utah (1-25-03)
- FT ATT: 15 (twice) last vs. Utah
- FT %: 1.000 (10-10) at Pepp.
- REB: 17 at Pepperdine
- ASSISTS: 5 (five times) last vs. Pepperdine
- STEALS: 3 vs. UCI, at Memphis
- BLOCKS: 3 vs. Utah (1-25-03)
- MINUTES: 43 at CSU

Travis Hansen – 2002-03 Game-by-Game

Opponent	Date	GS	Min	TOTAL			3-PTS			REBOUNDS			Avg	PF	FO	A	TO	Blk	Stl	Pts	Avg				
				FG	FGA	Pct	3FG	FGA	Pct	FT	FTA	Pct										Off	Def	Tot	
vs Toledo	11/22/02	*	32	7	12	.583	2	3	.667	6	6	1,000	4	4	8	8.0	3	0	5	2	0	0	22	22.0	
vs Kansas State	11/23/02	*	28	6	11	.545	2	2	1,000	5	8	.625	1	1	2	5.0	2	0	2	1	0	0	19	20.5	
vs St. Bonaventure	11/25/02	*	35	2	7	.286	0	2	.000	8	10	.800	6	6	12	7.3	1	0	1	8	1	1	12	17.7	
RICE	11/30/02	*	21	3	7	.429	1	1	1,000	2	2	1,000	2	2	4	6.5	2	0	4	1	1	1	9	15.5	
at Arizona State	12-04-02	*	30	8	11	.727	0	2	.000	7	8	.875	0	1	1	5.4	3	0	3	5	0	0	23	17.0	
at Creighton	12-07-02	*	27	4	6	.667	0	0	.000	3	4	.750	0	2	2	4.8	5	1	2	4	0	1	11	16.0	
SAN DIEGO	12/11/02	*	30	7	17	.412	0	4	.000	3	5	.600	3	4	7	5.1	2	0	3	4	2	1	17	16.1	
UTAH STATE	12/14/02	*	35	4	11	.364	2	4	.500	3	6	.500	1	3	4	5.0	3	0	1	2	1	0	13	15.8	
UC SANTA BARBARA	12/21/02	*	34	4	9	.444	1	3	.333	10	12	.833	2	5	7	5.2	4	0	5	3	0	0	19	16.1	
at Univ. of San Francisco	12/23/02	*	29	4	13	.308	0	2	.000	5	6	.833	2	3	5	5.2	5	1	2	2	0	2	13	15.8	
SOUTHERN UTAH UNIVERSITY	12/28/02	*	25	3	7	.429	3	5	.600	3	3	1,000	0	1	1	4.8	1	0	4	1	0	0	12	15.5	
PEPPERDINE	01/02/03	*	36	5	15	.333	0	4	.000	7	9	.778	0	6	6	4.9	3	0	5	2	2	2	17	15.6	
vs Oklahoma State	01-04-03	*	32	4	9	.444	2	4	.500	4	6	.667	0	1	1	4.6	5	1	3	3	0	1	14	15.5	
at Weber State	01-08-03	*	26	4	11	.364	1	6	.167	3	5	.600	3	3	6	4.7	5	1	1	5	1	0	12	15.2	
IDAHO STATE	1/11/03		27	6	9	.667	1	2	.500	3	4	.750	1	1	2	4.5	1	0	0	3	0	0	16	15.3	
UNLV	01/16/03		35	7	15	.467	2	3	.667	4	4	1,000	3	3	6	4.6	3	0	3	2	0	1	20	15.6	
at San Diego State	01-20-03		31	4	7	.571	0	1	.000	6	9	.667	1	3	4	4.6	4	0	2	1	0	2	14	15.5	
UNIVERSITY OF UTAH	01/25/03	*	34	3	8	.375	1	1	1,000	14	15	.933	4	8	12	5.0	4	0	4	5	3	2	21	15.8	
UNIVERSITY OF NEW MEXICO	02/01/03	*	29	7	11	.636	2	3	.667	3	4	.750	3	2	5	5.0	3	0	3	3	0	1	19	15.9	
AIR FORCE ACADEMY	02/03/03	*	23	6	8	.750	2	2	1,000	2	3	.667	1	4	5	5.0	2	0	1	3	1	1	16	16.0	
at Wyoming	2-8-03	*	35	6	19	.316	1	5	.200	2	2	1,000	1	1	2	4.9	3	0	1	4	1	1	15	15.9	
Totals			21	634	104	223	.466	23	59	.390	103	131	.786	38	64	102	4.9	64	4	55	64	13	18	334	15.9

Hansen vs. Colorado State Games - 3 3 31.3 13 28 .464 3 8 .375 13 21 .619 4 9 13 4.3 10 1 3 5 1 3 42 14.0



MARK BIGELOW / 6-7 • 195 • junior • forward/guard

- Bigelow is an all-MWC candidate who was honorable mention All-MWC last year as a sophomore. As a freshman in 1998-99, he was BYU's leading scorer (15.0) and rebounder (6.3) and WAC Pacific Division Freshman of the Year and All-WAC Second Team before going on a LDS Church mission to Ft. Lauderdale, Fla. He is an excellent shooter and moves well without the ball.
- This year he has reached double digits in 16 games and is the second-leading scorer (13.7) and is third in rebounds (3.8).
- He scored a season-high 23 points, going 3-4 on threes, to lead BYU at Wyoming. He has led BYU in scoring in 5 games.
- He scored 21 points in each of the first two MWC games, the fourth time in his career and first time this year he has had back-to-back 20-point outings. He is averaging 17.5 ppg in MWC play. He tied a career-high 5 treys and became BYU's career three-point leader at SDSU, scoring 21 points on 8-16 shooting. He went 7-7 on FTs and made 4 treys with 21 points vs. UNLV.
- He made four triples at Creighton, scoring 21 points. With BYU trailing 30-22, he made three consecutive treys to give BYU the lead at 31-30. He made 10 straight points for BYU vs. USU; he also scored 10 straight BYU points at Creighton.
- He has a team-leading 48 threes. He has made multiple threes in 14 games this year, including the last seven. With 157 career treys, Bigelow is BYU's career leader after passing current BYU assist coach Andy Toolson (141). He did not attempt a three for the first game of his career at ASU. He has made a three in his last 11 games and is making 3.5 threes on average in MWC games. He holds the BYU record for consecutive games with a three at 22.
- Against SUU, he became the 34th Cougars and only ninth junior to reach 1,000 career points.
- He had a season-high 8 rebounds and 5 assists vs. USD and added 7 boards Monday vs. Air Force.



Mark Bigelow – 2002-03 Game-by-Game

Opponent	Date	GS	Min	TOTAL			Pct	3FGFGA	Pct	FT FTA	Pct	REBOUNDS			PF	FO	A	TO	Blk	Stl	Pts	Avg			
				FG	FGA	Pct						Off	Def	Tot									Avg		
vs Toledo	11/22/02	*	33	2	6	.333	1	1	1.000	7	10	.700	0	5	5	5.0	2	0	3	3	0	1	12	12.0	
vs Kansas State	11/23/02	*	35	6	12	.500	3	5	.600	3	4	.750	0	3	3	4.0	1	0	4	2	1	3	18	15.0	
vs St. Bonaventure	11/25/02	*	24	4	7	.571	1	3	.333	2	2	1.000	0	2	2	3.3	4	0	2	1	1	1	11	13.7	
RICE	11/30/02	*	22	7	10	.700	2	4	.500	3	4	.750	0	1	1	2.8	2	0	0	0	0	19	15.0		
at Arizona State	12-04-02	*	30	2	6	.333	0	0	.000	2	2	1.000	0	2	2	2.6	2	0	1	1	1	1	6	13.2	
at Creighton	12-07-02	*	38	7	16	.438	4	8	.500	3	4	.750	2	4	6	3.2	2	0	2	6	1	1	21	14.5	
SAN DIEGO	12/11/02	*	31	3	7	.429	1	2	.500	3	5	.600	3	5	8	3.9	2	0	5	2	0	1	10	13.9	
UTAH STATE	12/14/02	*	34	5	10	.500	2	6	.333	1	2	.500	0	4	4	3.9	0	0	2	1	0	13	13.8		
UC SANTA BARBARA	12/21/02	*	26	4	10	.400	3	7	.429	0	0	.000	0	3	3	3.8	4	0	0	2	1	0	11	13.4	
at Univ. of San Francisco	12/23/02	*	34	1	9	.111	0	4	.000	6	8	.750	2	2	4	3.8	4	0	2	2	0	1	8	12.9	
SOUTHERN UTAH UNIVERSITY	12/28/02	*	14	4	6	.667	1	3	.333	1	1	1.000	0	0	0	3.5	2	0	3	1	0	0	14	13.0	
PEPPERDINE	01/02/03	*	30	5	9	.556	1	3	.333	1	1	1.000	0	2	2	3.3	3	0	3	1	0	0	12	12.9	
vs Oklahoma State	01-04-03	*	31	3	7	.429	2	4	.500	3	4	.750	0	3	3	3.3	3	0	2	3	0	0	11	12.4	
at Weber State	01-08-03	*	36	2	12	.167	1	5	.200	2	2	1.000	1	5	6	3.5	1	0	1	4	1	0	7	12.4	
IDAHO STATE	1/11/03	*	31	3	5	.600	2	2	1.000	1	2	.500	1	3	4	3.5	1	0	3	1	1	1	9	12.1	
UNLV	01/16/03	*	34	5	11	.455	4	7	.571	7	7	1.000	3	3	3.5	0	0	2	2	0	1	21	12.7		
at San Diego State	01-20-03	*	36	8	16	.500	5	9	.556	0	0	.000	1	3	4	3.5	5	1	0	1	0	3	21	13.2	
UNIVERSITY OF UTAH	01/25/03	*	39	6	13	.462	3	8	.375	1	2	.500	0	5	5	3.6	3	0	0	1	1	1	16	13.3	
UNIVERSITY OF NEW MEXICO	02/01/03	*	31	7	14	.500	4	8	.500	0	0	.000	1	4	5	3.7	3	0	4	2	0	3	18	13.6	
AIR FORCE ACADEMY	02/03/03	*	30	2	6	.333	2	3	.667	0	0	.000	2	5	7	3.9	0	0	2	2	0	2	6	13.2	
at Wyoming	2-8-03	*	35	7	13	.538	3	4	.750	6	6	1.000	1	1	2	3.8	2	0	2	0	0	0	23	13.7	
Totals			21	654	93	205	.454	48	99	.485	53	67	.791	14	65	79	3.8	46	1	46	38	9	20	287	13.7
Bigelow vs. Colorado State	Games - 2		2	32.5	10	18	.556	5	9	.556	7	11	.636	1	5	6	3.0	2	0	0	4	0	3	32	16.0

CAREER HIGHS:

- POINTS: 33 at Washington St.
- FG MADE: 11 at Washington St.
- FG ATT: 20 at Wash. St., CSUN
- FG%: .800 (8-10) vs. UTEP
- 3FG MADE: 5 (3 times) last at San Diego State
- 3FG ATT: 10 vs. CSUN
- 3FG%: .750 (3-4) at Wash. St., at Wyoming (2-8-03)
- FT MADE: 11 (twice)
- FT ATT: 11 (twice)
- FT %: 1.000 (11-11) (twice)
- REB: 14 (twice)
- ASSISTS: 6 (twice)
- STEALS: 9 vs. Arizona (BYU record)
- BLOCKS: 3 at UCSB, v. Creighton
- MINUTES: 42 vs. Arizona

JARED JENSEN / 6-9 • 250 • sophomore • forward/center

- Jensen is an all-conference candidate who earned MWC Co-Freshman of the Year honors last year while finishing first in the Mountain West Conference with a team-leading 59.1 field goal percentage. He is a talented offensive player in the low-post who can also score with his jumper.
- This year Jensen is fourth on the team in scoring (8.3) and fourth in rebounding (3.4).
- He has started in all but three games. He didn't start vs. AFA and vs. St. Bonaventure due to matchups with smaller line-ups. He came off the bench vs. SBU to score a team-high 15 minutes with 6 rebounds, including many key plays in the final minutes. He also didn't start at Weber State and played only 14 minutes and equaled a season-low 2 points.
- He returned to the starting lineup vs. Rice and had 18 points in 18 minutes on 6-for-6 shooting (first Cougar in nearly two years to be perfect with at least six attempts - Jake Shoff later went 6-6 vs. Pepperdine and Mark Bigelow 7-7 vs. UNLV).
- He scored 7 straight points vs. Rice to give BYU a 13-point lead as part of an 18-1 first-half run that blew open the game.
- He had his fourth straight double-digit scoring game at ASU and got BYU going early with 10 first-half points. After ASU, he has only reached double-digits four times in the last 16 games. His scoring production has dipped primarily because he has not gotten the same number of shots, due in large part to the emergence of center Rafael Araujo.
- He has shot 50 percent or better in 16 of 21 games.
- He had his worst shooting night of the season going 1-7 at SDSU but contributed with five points from the line, 3 rebounds and a career-high 3 assists.
- He had a season-high 7 boards vs. Idaho State. He is 31-45 (.689) in the Marriott Center this year.



Jared Jensen – 2002-03 Game-by-Game

Opponent	Date	GS	Min	TOTAL			Pct	3FGFGA	Pct	FT FTA	Pct	REBOUNDS			PF	FO	A	TO	Blk	Stl	Pts	Avg			
				FG	FGA	Pct						Off	Def	Tot									Avg		
vs Toledo	11/22/02	*	8	1	3	.333	0	0	.000	0	0	.000	0	1	1	1.0	5	1	0	1	0	0	2	2.0	
vs Kansas State	11/23/02	*	20	2	4	.500	0	0	.000	6	8	.750	0	5	5	3.0	4	0	0	0	1	0	10	6.0	
vs St. Bonaventure	11/25/02	*	21	4	7	.571	0	0	.000	7	8	.875	1	5	6	4.0	2	0	0	2	0	0	15	9.0	
RICE	11/30/02	*	18	6	6	1.000	0	0	.000	6	8	.750	1	4	5	4.3	1	0	0	1	0	1	18	11.3	
at Arizona State	12-04-02	*	28	6	9	.667	0	0	.000	0	0	.000	1	5	6	4.6	4	0	1	3	0	1	12	11.4	
at Creighton	12-07-02	*	29	3	5	.600	0	0	.000	3	3	1.000	1	2	3	4.3	1	0	0	0	1	0	9	11.0	
SAN DIEGO	12/11/02	*	29	5	8	.625	0	0	.000	1	2	.500	1	3	4	3.1	0	1	1	1	1	1	11	11.0	
UTAH STATE	12/14/02	*	22	1	2	.500	0	0	.000	5	5	1.000	1	2	3	4.1	4	0	1	1	0	0	7	10.5	
UC SANTA BARBARA	12/21/02	*	32	3	4	.750	0	0	.000	3	4	.750	2	3	5	4.2	3	0	0	1	2	0	9	10.3	
at Univ. of San Francisco	12/23/02	*	19	1	2	.500	0	0	.000	2	4	.500	2	0	2	4.0	5	1	0	2	0	0	4	9.7	
SOUTHERN UTAH UNIVERSITY	12/28/02	*	22	2	2	1.000	0	0	.000	4	4	1.000	0	2	2	3.8	3	0	0	1	0	1	8	9.5	
PEPPERDINE	01/02/03	*	25	2	3	.667	0	0	.000	0	0	.000	1	2	3	3.8	5	1	1	0	0	0	4	9.1	
vs Oklahoma State	01-04-03	*	23	2	4	.500	0	0	.000	2	2	1.000	0	2	2	3.6	3	0	0	1	0	0	6	8.8	
at Weber State	01-08-03	*	14	1	4	.250	0	0	.000	0	0	.000	1	2	3	3.6	3	0	0	2	0	0	2	8.4	
IDAHO STATE	1/11/03	*	31	2	4	.500	0	0	.000	1	2	.500	4	3	7	3.8	0	0	1	1	1	0	5	8.1	
UNLV	01/16/03	*	27	3	5	.600	0	0	.000	5	6	.833	1	3	4	3.8	5	1	0	3	0	0	11	8.3	
at San Diego State	01-20-03	*	28	1	7	.143	0	0	.000	5	6	.833	2	1	3	3.8	2	0	3	0	0	0	7	8.2	
UNIVERSITY OF UTAH	01/25/03	*	9	2	2	1.000	0	0	.000	2	2	1.000	0	0	0	3.6	4	0	0	2	0	0	6	8.1	
UNIVERSITY OF NEW MEXICO	02/01/03	*	26	5	8	.625	0	0	.000	5	5	1.000	2	3	5	3.6	1	0	1	1	1	0	15	8.5	
AIR FORCE ACADEMY	02/03/03	*	12	0	1	.000	0	0	.000	4	4	1.000	0	0	0	3.5	4	0	0	1	0	0	4	8.3	
at Wyoming	2-8-03	*	20	3	7	.429	0	0	.000	4	6	.667	2	1	3	3.4	5	1	0	0	0	1	10	8.3	
Totals			18	463	55	97	.567	0	0	.000	65	81	.802	23	49	72	3.4	65	5	9	24	7	5	175	8.3
Jensen vs. Colorado State	Games - 2		1	22.5	5	9	.556	0	0	.000	14	14	1.000	2	2	4	2.0	5	0	0	2	1	2	24	12.0

CAREER HIGHS:

- POINTS: 20 at Air Force (2002)
- FG MADE: 6 (5 times) last at ASU
- FG ATT: 10 vs. USF, at AFA
- FG%: 1.000 (6-6) vs. Rice
- 3FG MADE: --
- 3FG ATT: --
- 3FG%: --
- FT MADE: 9 vs. SDSU
- FT ATT: 12 vs. SDSU
- FT %: 1.000 (8-8) vs. AFA, at CSU (2002)
- REB: 10 vs. Creighton, CSUN (2002)
- ASSISTS: 3 at San Diego State
- STEALS: 2 vs. (four times)
- BLOCKS: 2 (four times)
- MINUTES: 32 at UCSB (2001-02), vs. UCSB 2002-03)



RAFAEL ARAUJO / 6-11 • 265 • junior • center

- Araujo earned second-team NJCAA All-America honors in at Arizona Western, averaging 17.9 points and 10.7 rebounds. He is a strong athlete with great leaping ability who is legitimate all-conference candidate in his first Division I season. He runs the floor well and has range on the perimeter. He was a Brazilian National Team member at the World Basketball Championships.
- After a slow start in his first game this year, BYU's big center has shown continual improvement. In his second game he had 9 points vs. Kansas State and then 10 boards vs. St. Bonaventure. He had 11 boards, 9 points, 3 blocks and 3 assists at ASU and 12 rebounds at Creighton. He was named MWC Player of the Week Dec. 30 after recorded his first Division I double-double with career highs of 24 points and 17 rebounds at USF, also coming up with 3 steals, and then recorded game highs of 17 points and 7 rebounds on 8-11 shooting vs SUU. He followed that up with two double-doubles the next week: 19 points (8-11 shooting) and 11 boards vs. Pepperdine and 11 points (4-5 shooting) and 14 rebounds vs. Oklahoma St. He had a team-high 19 points and 9 rebounds at Weber St., making a career-best 7 FTs, and had a team-leading 17 points and 10 boards vs. Idaho St.
- He led BYU with his fifth double-double, 22 points and 15 rebounds vs. UNLV. Constantly double-teamed at SDSU, he took only four shots for 8 points, adding 3 steals and career-high 3 assists. He had 19 points and 9 rebounds vs. Utah.
- He has led BYU in scoring in six of the last 12 games and has reached double-digit points in 11 of the last 15 games. He has had double-digit rebounds in 9 games and leads BYU with 9.0 rpg, second among MWC players.
- He just missed another double-double playing just 18 minutes vs. AFA, pulling down 12 boards while adding 9 points. He had 17 points and 7 rebounds on 8-11 shooting at Wyoming.
- He has 29 steals, second to Kevin Woodberry's 29, and is shooting 59-93 (.634) at home.



CAREER HIGHS:

POINTS: 24 at San Francisco
 FG MADE: 11 at San Francisco
 FG ATT: 20 at San Francisco
 FG%: .800 (4-5) vs. Kansas State, vs. Oklahoma State
 3FG MADE: 1 at Wyoming
 3FG ATT: 2 vs. Utah State, Utah
 3FG%: 1.000 (1-1) at Wyoming
 FT MADE: 7 at Weber State
 FT ATT: 10 at Weber State
 FT %: 1.000 (4-4) vs. UCSB
 REB: 17 at San Francisco
 ASSISTS: 3 (3 times) last at SDSU
 STEALS: 4 vs. Idaho State
 BLOCKS: 3 at Arizona State
 MINUTES: 31 vs. USU, OSU

Rafael Araujo – 2002-03 Game-by-Game

Opponent	Date	GS	Min	TOTAL		3-PTS		FT	FTA	Pct	REBOUNDS			Avg	PF	FO	A	TO	Blk	Stl	Pts	Avg			
				FG	FGA	Pct	3FG				3FGA	Off	Def										Tot		
vs Toledo	11/22/02	*	10	0	5	0	0	0	0	0.000	1	2	5	5.0	5	1	0	4	1	0	1	1.0			
vs Kansas State	11/23/02	*	18	4	5	800	0	0	0	0.000	1	2	500	0	4	4	4.5	5	1	0	3	5.0			
vs St. Bonaventure	11/25/02	*	18	3	5	600	0	0	0	0.000	1	1	1,000	3	7	10	6.3	4	0	1	0	5.7			
RICE	11/30/02	*	25	3	4	750	0	0	0	0.000	0	0	0.000	1	7	8	6.8	4	0	3	3	6.8			
at Arizona State	12-04-02	*	27	2	6	333	0	0	0	0.000	5	6	833	2	9	11	7.6	4	0	3	3	5.4			
at Creighton	12-07-02	*	28	2	4	500	0	1	0	0.000	2	2	1,000	3	9	12	8.3	4	0	1	5	6.3			
SAN DIEGO	12/11/02	*	18	5	7	714	0	0	0	0.000	1	2	500	2	2	4	7.7	4	0	2	2	7.0			
UTAH STATE	12/14/02	*	31	4	7	571	0	2	0	0.000	1	6	7	7.6	4	0	2	2	1	0	10	7.4			
UC SANTA BARBARA	12/21/02	*	18	1	2	500	0	0	0	0.000	4	4	1,000	0	5	7	7.3	4	0	0	3	6.2			
at Univ. of San Francisco	12/23/02	*	28	11	20	550	0	0	0	0.000	2	7	286	8	9	17	8.3	3	0	5	1	24	8.9		
SOUTHERN UTAH UNIVERSITY	12/28/02	*	24	8	11	727	0	0	0	0.000	1	3	333	3	4	7	8.2	1	0	0	3	17	9.6		
PEPPERDINE	01/02/03	*	21	8	11	727	0	0	0	0.000	3	5	600	4	7	11	8.4	4	0	0	2	19	10.4		
vs Oklahoma State	01-04-03	*	31	4	5	800	0	0	0	0.000	3	5	600	3	11	14	8.8	4	0	2	5	11	10.5		
at Weber State	01-08-03	*	29	6	14	429	0	0	0	0.000	7	10	700	6	3	9	8.9	4	0	1	2	19	11.1		
IDAHO STATE	1/11/03	*	30	8	12	667	0	0	0	0.000	1	2	500	3	7	10	8.9	4	0	1	3	17	11.5		
UNLV	01/16/03	*	30	10	15	667	0	0	0	0.000	2	4	500	6	9	15	9.3	4	0	1	2	32	12.1		
at San Diego State	01-20-03	*	25	2	4	500	0	0	0	0.000	4	6	667	0	5	5	9.1	5	1	3	6	11.9			
UNIVERSITY OF UTAH	01/25/03	*	28	8	15	533	0	2	0	0.000	3	6	500	5	4	9	9.1	4	0	0	3	19	12.3		
UNIVERSITY OF NEW MEXICO	02/01/03	*	19	1	6	167	0	0	0	0.000	1	2	500	1	5	6	8.9	1	0	2	2	11.8			
AIR FORCE ACADEMY	02/03/03	*	18	1	9	444	0	0	0	0.000	1	4	250	3	9	12	9.1	2	0	0	1	9	11.7		
at Wyoming	2-8-03	*	24	8	11	727	1	1	1,000	0	0	0	0.000	2	5	7	9.0	4	0	0	3	17	11.9		
Totals			21	500	102	178	.573	1	6	.167	45	75	.600	58	130	188	9.0	78	3	22	64	12	28	250	11.9

Araujo vs. Colorado State

First Game vs. the Rams

RICKY BOWER / 6-4 • 185 • junior • combo guard

- Bower is a transfer from the University of Wisconsin who sat out last season as a redshirt because of NCAA transfer rules. He is an excellent three-point shooter who shot 44 percent from three-point range and 81 percent from the line at Wisconsin. He was slowed by preseason injuries that limited his practice time but should play a key role at the shooting guard position.
- This year he has been the primary reserve on the perimeter, playing primarily at the shooting guard position.
- A great shooter, he is shooting 89.6 percent from the line, 46.2 percent on threes and 45.7 percent from the floor.
- He has two starts due to matchups. He started vs. Air Force and had a season-best 5 assists while equaling a season-high 5 rebounds with 5 points. He also started vs. St. Bonaventure, helping handle the Bonnies pressure defense.
- He made 13 consecutive free throws over eight games before missing the second of four attempts vs. SUU. He went 6-6 from the line late vs. Utah State to keep the Cougars on top.
- He had 5 rebounds, 4 assists and 9 points vs. SUU. His try with 1:49 left was BYU's 14th of the game, a new school record.
- He hit a big shot in the corner at ASU during a BYU run.
- He was the sub of the game with 9 points and 2 assists in 15 minutes vs. Oklahoma State.
- He had his fifth double-figure scoring game with a season-high 14 points vs. New Mexico. He has reached double digits in four of the last seven games. He made 4 treys vs. UNM, equaling his season high achieved in only 10 minutes vs. Idaho State while scoring 13 points.
- He has made multiple threes in seven games. He has played 20 or more minutes in 11 games, including the five contests prior to Saturday's game at Wyoming.



BYU CAREER HIGHS:

POINTS: 14 vs. New Mexico
 FG MADE: 4 (four times) last vs. New Mexico
 FG ATT: 8 at Creighton
 FG%: .667 (2-3) vs. Toledo
 3FG MADE: 4 vs. ISU, UNM
 3FG ATT: 7 vs. ISU, UNM
 3FG%: 1.000 (2-2) v. Toledo
 FT MADE: 7 vs. Kansas State
 FT ATT: 8 vs. Kansas State
 FT %: 1.000 (6-6) vs. Utah State
 REB: 5 (3 times) last vs. AFA
 ASSISTS: 5 vs. AFA
 STEALS: 2 (three times) last at USF
 BLOCKS: 1 vs. UCSB, at Weber St
 MINUTES: 31 vs. St. Bonaventure

Ricky Bower – 2002-03 Game-by-Game

Opponent	Date	GS	Min	TOTAL		3-PTS		FT	FTA	Pct	REBOUNDS			Avg	PF	FO	A	TO	Blk	Stl	Pts	Avg			
				FG	FGA	Pct	3FG				3FGA	Off	Def										Tot		
vs Toledo	11/22/02	23	2	3	667	2	2	1,000	4	4	1,000	1	2	3	3.0	2	0	1	2	0	10	10.0			
vs Kansas State	11/23/02	19	0	0	0.000	0	0	0.000	7	8	.875	0	4	4	3.5	1	0	2	2	0	1	7	8.5		
vs St. Bonaventure	11/25/02	*	31	1	2	500	1	1	1,000	1	2	500	0	5	5	4.0	2	0	1	1	0	4	7.0		
RICE	11/30/02	17	1	3	333	0	1	1,000	1	1	1,000	0	0	0	3.0	2	0	0	1	0	0	3	6.0		
at Arizona State	12-04-02	16	1	2	500	0	1	0.000	0	0	0.000	0	0	0	2.4	3	0	2	1	0	2	5.2			
at Creighton	12-07-02	29	4	8	500	1	3	333	0	0	0.000	0	1	1	2.2	2	0	4	2	0	2	9	5.8		
SAN DIEGO	12/11/02	13	0	0	0.000	0	0	0.000	0	0	0.000	0	0	0	1.9	3	0	0	0	0	0	5.0			
UTAH STATE	12/14/02	13	1	2	500	0	1	1,000	6	6	1,000	0	0	0	1.6	0	0	1	2	0	1	8	5.4		
UC SANTA BARBARA	12/21/02	26	3	5	600	1	3	333	2	2	1,000	1	1	1.6	0	0	4	1	1	1	9	5.8			
at Univ. of San Francisco	12/23/02	27	1	5	200	0	2	0.000	2	2	1,000	1	2	3	1.7	2	0	3	0	0	2	4	5.6		
SOUTHERN UTAH UNIVERSITY	12/28/02	22	2	4	500	2	4	500	3	4	.750	0	5	5	2.0	3	0	4	1	0	1	9	5.9		
PEPPERDINE	01/02/03	14	0	1	0.000	0	1	0.000	2	2	1,000	0	0	0	1.8	3	0	2	2	0	0	2	5.6		
vs Oklahoma State	01-04-03	15	2	7	286	2	4	500	3	3	1,000	1	0	1	1.8	2	0	2	0	0	1	9	5.8		
at Weber State	01-08-03	19	3	5	600	2	3	667	2	2	1,000	1	3	4	1.9	2	0	0	1	1	0	10	6.1		
IDAHO STATE	1/11/03	10	4	7	571	4	7	571	1	2	500	0	1	1	1.9	0	0	0	2	0	1	13	6.6		
UNLV	01/16/03	20	0	2	0.000	0	2	0.000	3	4	.750	0	0	0	1.8	2	0	1	0	0	0	3	6.4		
at San Diego State	01-20-03	23	1	2	500	1	2	500	4	4	1,000	0	2	2	1.8	0	0	0	0	0	0	7	6.4		
UNIVERSITY OF UTAH	01/25/03	29	4	7	571	2	3	667	0	0	0.000	1	1	2	1.8	2	0	3	1	0	0	10	6.6		
UNIVERSITY OF NEW MEXICO	02/01/03	27	4	7	571	4	7	571	2	2	1,000	0	2	2	1.8	2	0	3	1	0	0	14	7.0		
AIR FORCE ACADEMY	02/03/03	*	25	2	4	500	1	2	500	0	0	0.000	1	4	5	2.0	1	0	5	3	0	5	6.9		
at Wyoming	2-8-03	10	1	5	200	1	3	333	0	0	0.000	0	0	0	1.9	1	0	0	0	0	0	3	6.7		
Totals			2	428	37	81	.457	24	52	.462	43	48	.896	6	33	39	1.9	35	0	38	23	2	12	141	6.7

Bower vs. Colorado State

First Game vs. the Rams



JAKE SHOFF / 6-9 • 265 • junior • forward/center

- Shoff is a strong, physical in-line player who transferred from Weber State (Ogden, Utah) and sat out last season as a redshirt because of NCAA transfer rules.
- This year Shoff did not practice or play for the better part of the practice season due to back problems. He saw his first action vs. Kansas State and was active, pulling down four rebounds in his 13 minutes.
- He has played double-digit minutes in eight of the last 14 games (but only twice in MWC play), including his only start at Weber State. He has played in 18 games.
- He played a season-high 27 minutes at Wyoming and was key contributor to the win with 10 rebounds and 2-2 shooting.
- He played two minutes at ASU but contributed with 2 rebounds, one on the offensive end, and had 1 point
- With Rafael Araujo in first-half foul trouble against San Diego, Shoff scoring 4 points with 1 rebound and 1 steal in 9 minutes while playing a key defensive role helping keep USD center Jason Keep, USD's leading scorer boasting a huge 6-10, 280-pound frame, nearly 11 points below his average
- He was one of BYU's most effective player at San Francisco, scoring 9 points with 3 rebounds in 9 minutes while going 2-3 from the floor and a perfect 5-5 from the line
- He had his best game vs. Pepperdine, setting personal bests of 15 points on 6-for-6 shooting and 5 boards in just 12 minutes.



Jake Shoff – 2002-03 Game-by-Game

Opponent	Date	GS	Min	TOTAL		3-PTS		Pct	FT	FTA	Pct	REBOUNDS			PF	FO	A	TO	Blk	Stl	Pts	Avg			
				FG	FGA	FG	FGA					Off	Def	Tot									Avg		
vs. Toledo	11/22/02																								
vs. Kansas State	11/23/02		13	0	2	0.000	0	0	0.000	0	0	.000	2	2	4	4.0	1	0	0	0	0	0.0			
vs. St. Bonaventure	11/25/02		2	1	2	.500	0	0	.000	0	0	.000	1	0	1	2.5	0	0	0	0	2	1.0			
RICE	11/30/02																								
at Arizona State	12-04-02		2	0	0	.000	0	0	.000	1	2	.500	1	1	2	2.3	0	0	1	0	0	1.0			
at Creighton	12-07-02		1	0	0	.000	0	0	.000	0	0	.000	0	0	0	1.8	0	0	0	0	0	0.8			
SAN DIEGO	12/11/02		9	2	3	.667	0	0	.000	0	0	.000	1	0	1	1.6	1	0	0	1	4	1.4			
UTAH STATE	12/14/02		17	1	3	.333	0	0	.000	1	2	.500	1	2	3	1.8	2	0	2	2	1	3	1.7		
UC SANTA BARBARA	12/21/02		7	0	0	.000	0	0	.000	0	0	.000	0	1	1	1.7	3	0	0	1	0	1.4			
at Univ. of San Francisco	12/23/02		10	2	3	.667	0	0	.000	5	5	1.000	2	1	3	1.9	4	0	0	0	1	2.4			
SOUTHERN UTAH UNIVERSITY	12/29/02		11	1	1	1.000	0	0	.000	0	0	.000	0	3	3	2.0	2	0	0	0	2	2.3			
PEPPERDINE	01/02/03		12	6	6	1.000	0	0	.000	3	6	.500	2	3	5	2.3	0	0	1	0	0	3.6			
vs Oklahoma State	01-04-03		17	0	1	.000	0	0	.000	0	0	.000	0	2	2	2.3	1	0	1	2	0	3.3			
at Weber State	01-08-03	*	10	0	0	.000	0	0	.000	0	0	.000	1	1	2	2.3	1	0	2	0	0	3.0			
IDAHO STATE	1/11/03		6	0	0	.000	0	0	.000	0	0	.000	1	1	2	2.2	0	0	0	1	0	2.8			
UNLV	01/16/03		12	0	0	.000	0	0	.000	2	2	1.000	0	2	2	2.2	1	0	0	1	0	2.7			
at San Diego State	01-20-03		7	1	3	.333	0	0	.000	2	3	.667	1	0	1	2.1	3	0	1	0	1	2.8			
UNIVERSITY OF UTAH	01/25/03		6	1	1	1.000	0	0	.000	0	0	.000	0	0	0	2.0	1	0	0	0	0	2.8			
UNIVERSITY OF NEW MEXICO	02/01/03		1	0	0	.000	0	0	.000	0	0	.000	0	0	0	1.9	0	0	0	0	0	2.6			
AIR FORCE ACADEMY	02/03/03		8	1	2	.500	0	1	.000	1	2	.500	2	1	3	1.9	1	0	0	1	0	3	2.6		
at Wyoming	2-8-03		27	2	2	1.000	0	0	.000	0	0	.000	3	7	10	2.4	3	0	0	1	0	4	2.7		
Totals			1	178	18	29	.621	0	1	.000	15	24	.625	18	27	45	2.4	24	0	6	12	0	5	51	2.7

Shoff vs. Colorado State

First Game vs. the Rams

BYU CAREER HIGHS:

- POINTS: 15 vs. Pepperdine
- FG MADE: 6 vs. Pepperdine
- FG ATT: 6 vs. Pepperdine
- FG%: 1.000 (6-6) vs. Pepperdine
- 3FG MADE: --
- 3FG ATT: 1 vs. Air Force
- 3FG%: .000 (0-1) vs. Air Force
- FT MADE: 5 at San Francisco
- FT ATT: 6 vs. Pepperdine
- FT %: 1.000 (5-5) at San Francisco
- REB: 10 at Wyoming
- ASSISTS: 2 vs. Utah State
- STEALS: 1 (four times) last vs. OSU
- BLOCKS: --
- MINUTES: 27 at Wyoming

DAN HOWARD / 7-0 • 225 • junior • center

- Howard played a key role in the second half of last season when he appeared in 21 games, including four starts, averaging 1.8 points and 2.2 rebounds in 9.5 minutes per game. He played in 14 games as a freshman in limited action. The tallest player on the roster, he plays with energy and has a nice touch for a big man, shooting 21-33 (.636) from the floor in his first two seasons, including 13-22 (.591) last year when he shared top field goal percentage honors with Jared Jensen.
- This year Howard played a key role vs. Toledo in the season-opener, coming off the bench for a career-high 11 points while starters Jared Jensen and Rafael Araujo were in foul trouble or ineffective. Howard set or equaled career bests in six different categories vs. Toledo (points, field goals, field goals attempted, free throws, free throws attempted and assists).
- He had a career-best 3 blocks in the second game vs. Kansas State.
- He played double-digit minutes in three of the first four games but has not done so since.
- He went 2-4 vs. Rice, including a dunk, to score 4 points in 10 minutes.
- He scored 2 points with 3 rebounds in 9 minutes vs SUU. He had a follow-and-one three-point play at the end of the first half vs. Oklahoma State to bring BYU within five points at the break.
- He has appeared in 17 games. He has scored in five games (Toledo, Rice, SUU, OSU, ISU) this year and grabbed a rebound in seven contests (Toledo, Kansas State, Arizona State, SUU, Pepperdine, OSU, ISU).



Dan Howard – 2002-03 Game-by-Game

Opponent	Date	GS	Min	TOTAL		3-PTS		Pct	FT	FTA	Pct	REBOUNDS			PF	FO	A	TO	Blk	Stl	Pts	Avg			
				FG	FGA	FG	FGA					Off	Def	Tot									Avg		
vs Toledo	11/22/02		21	4	6	.667	0	0	.000	3	5	.600	0	2	2	2.0	3	0	0	2	0	1	11	11.0	
vs Kansas State	11/23/02		17	0	3	.000	0	0	.000	0	0	.000	1	1	2	2.0	4	0	1	1	3	0	5.5		
vs St. Bonaventure	11/25/02		1	0	0	.000	0	0	.000	0	0	.000	0	0	0	1.3	1	0	0	1	0	0	3.7		
RICE	11/30/02		10	2	4	.500	0	0	.000	0	0	.000	0	0	0	1.0	1	0	0	1	1	4	3.8		
at Arizona State	12-04-02		2	0	0	.000	0	0	.000	0	0	.000	1	1	2	1.2	1	0	0	0	0	0	3.0		
at Creighton	12-07-02		6	0	1	.000	0	0	.000	0	0	.000	0	0	0	1.0	1	0	1	0	1	0	2.5		
SAN DIEGO	12/11/02		9	0	0	.000	0	0	.000	0	0	.000	0	0	0	0.9	1	0	0	0	0	0	2.1		
UTAH STATE	12/14/02		5	0	1	.000	0	0	.000	0	0	.000	0	0	0	0.8	1	0	0	0	0	0	1.9		
UC SANTA BARBARA	12/21/02		6	0	0	.000	0	0	.000	0	0	.000	0	0	0	0.7	0	0	0	0	0	0	1.7		
at Univ. of San Francisco	12/23/02		7	0	0	.000	0	0	.000	0	0	.000	0	0	0	0.6	1	0	0	0	0	0	1.5		
SOUTHERN UTAH UNIVERSITY	12/28/02		9	1	2	.500	0	0	.000	1	4	.250	0	2	2	0.7	1	0	0	0	0	0	3	1.6	
PEPPERDINE	01/02/03		2	0	0	.000	0	0	.000	0	0	.000	1	0	1	0.8	0	0	1	0	0	0	1.5		
vs Oklahoma State	01-04-03		6	1	1	1.000	0	0	.000	1	1	1.000	1	0	1	0.8	2	0	0	0	0	3	1.6		
at Weber State	01-08-03																								
IDAHO STATE	1/11/03		3	1	1	1.000	0	0	.000	0	0	.000	1	1	2	0.9	1	0	0	1	0	0	2	1.6	
UNLV	01/16/03																								
at San Diego State	01-20-03		5	0	0	.000	0	0	.000	0	0	.000	0	0	0	0.8	0	0	0	1	1	0	1.5		
UNIVERSITY OF UTAH	01/25/03		4	0	0	.000	0	0	.000	0	0	.000	0	0	0	0.8	0	0	0	1	0	0	1.4		
UNIVERSITY OF NEW MEXICO	02/01/03																								
AIR FORCE ACADEMY	02/03/03		8	0	1	.000	0	0	.000	0	0	.000	0	0	0	0.7	1	0	0	1	0	0	1.4		
at Wyoming	2/8/03																								
Totals			0	121	9	20	.450	0	0	.000	5	10	.500	5	7	12	0.7	19	0	2	10	6	1	23	1.4

Howard vs. Colorado State

Games - 3

1 8.7 2 4 .500 0 0 .000 0 0 .000 4 2 6 2.0 7 1 1 1 0 1 4 1.3

CAREER HIGHS:

- POINTS: 11 vs. Toledo
- FG: 4 vs. Toledo
- FGA: 6 vs. Toledo
- FG%: 1.000 (3-3) v. UCR (99-00), at SDSU
- 3FG MADE: --
- 3FG ATT: --
- 3FG%: ---
- FT MADE: 3 vs. Toledo
- FT ATT: 5 vs. Toledo
- FT %: 1.000 (2-2) (three times)
- REB: 7 at SDSU (2002)
- ASSISTS: 1 at CSU (2002), vs. Kansas State
- STEALS: 1 (five times)
- BLOCKS: 3 vs. Kansas State
- MINUTES: 22 at CSU, v.UCI (2002)



JOHN ALLEN / 6-7 • 215 • sophomore • forward

- Allen returned this summer from two-year mission in El Salvador. He is a good shooter who can play on the perimeter and has a nice feel inside. He played in 18 games as a freshman at BYU in 1999-2000, averaging 1.9 points and 1.2 rebounds.
- This year he played a career-high 23 minutes in BYU's season-opening win over Toledo.
- He has played more or equaled his previous high of 14 minutes (vs. Notre Dame, 2000 NIT) in four games this year.
- He scored in each of the first five games, including a season-high 8 points at ASU, before going scoreless on 0-1 shooting at Creighton. He has scored in eight of the last nine games he has played despite some limited minutes.
- He did not play for the first time this year at SDSU and again at Wyoming.
- He is 8-14 on threes and has hit timely treys for BYU this year. He hit a big three after coming in once Travis Hansen was ejected with BYU trailing vs. Kansas State. He hit his and BYU's only three at ASU, going 3-4 from the floor. He went 1-5 on the night but hit a three at the end of the first half vs. San Diego that gave BYU momentum, bringing the Cougars within two points at the break.
- He tied a season-high 8 points and had a career-best 2 assists vs. SUU in 12 minutes. He also set career highs in free throws made and attempted going 5-5 vs. SUU.
- He made his first 19 free throws (19-20 on the season) until missing his last attempt vs. Utah.



John Allen – 2002-03 Game-by-Game

Opponent	Date	GS	Min	TOTAL			3-PTS			REBOUNDS			PF	FO	A	TO	Blk	Stl	Pts	Avg				
				FG	FGA	Pct	3FG	3FGA	Pct	FT	FTA	Pct									Off	Def	Tot	
vs Toledo	11/22/02	23	2	4	500	1	2	.500	0	0	.000	0	1	1	1.0	4	0	0	0	5	5.0			
vs Kansas State	11/23/02	7	2	2	1,000	1	1	1,000	0	0	.000	0	1	1	1.0	3	0	0	0	5	5.0			
vs St. Bonaventure	11/25/02	14	1	3	333	1	1	1,000	2	2	1,000	1	3	4	2.0	2	0	0	0	5	5.0			
RICE	11/30/02	17	0	2	000	0	1	1,000	2	2	1,000	1	2	3	2.3	4	0	1	2	0	4.3			
at Arizona State	12/04/02	19	3	4	750	1	1	1,000	1	1	1,000	0	3	3	2.4	2	0	1	0	8	5.0			
at Creighton	12/07/02	8	0	1	000	0	0	000	0	0	000	0	1	1	2.2	2	0	0	1	0	4.2			
SAN DIEGO	12/11/02	6	1	5	200	1	2	.500	0	0	.000	1	2	2	1.5	0	0	0	0	3	4.0			
UTAH STATE	12/14/02	2	0	0	000	0	0	000	0	0	.000	0	0	0	1.9	3	0	0	0	0	3.5			
UC SANTA BARBARA	12/21/02	9	2	2	1,000	0	0	.000	0	0	.000	0	1	1	1.8	1	0	1	0	0	4			
at Univ. of San Francisco	12/23/02	10	0	1	000	0	0	000	0	0	.000	0	0	0	1.6	0	0	1	0	1	0			
SOUTHERN UTAH UNIVERSITY	12/28/02	12	1	2	500	1	1	1,000	5	5	1,000	0	1	1	1.5	4	0	2	1	0	8			
PEPPERDINE	01/02/03	9	2	3	667	0	1	1,000	0	0	.000	0	2	2	1.6	1	0	1	1	0	4			
vs Oklahoma State	01-04-03	3	1	1	1,000	0	0	.000	0	0	.000	0	0	0	1.5	2	0	0	1	0	2			
at Weber State	01-08-03	7	0	1	000	0	0	.000	4	4	1,000	1	2	3	1.6	3	0	1	0	0	4			
IDAHO STATE	1/11/03	5	1	1	1,000	1	1	1,000	2	2	1,000	1	0	1	1.5	1	0	1	0	0	5			
UNLV	01/16/03	1	0	0	000	0	0	.000	2	2	1,000	0	0	0	1.4	2	0	0	1	0	2			
at San Diego State	01-20-03	Did not play - Coaches decision																						
UNIVERSITY OF UTAH	01/25/03	3	0	1	000	0	0	.000	1	2	.500	0	0	0	1.4	0	0	0	0	0	1			
UNIVERSITY OF NEW MEXICO	02/01/03	3	0	1	000	0	0	.000	0	0	.000	2	2	1.4	0	0	0	0	0	0	3.2			
AIR FORCE ACADEMY	02/03/03	9	1	4	250	1	3	.333	0	0	.000	0	3	3	1.5	0	0	0	0	0	3			
at Wyoming	2/8-03	Did not play - Coaches decision																						
Totals		0	171	17	37	.459	8	14	.571	19	20	.950	5	23	28	1.5	34	0	9	8	0	2	61	3.2
Allen vs. Colorado State	Games - 2	0	3.5	0	2	.000	0	1	.000	0	0	.000	0	0	0	0.0	1	0	0	1	0	0	0	0.0

CAREER HIGHS:

- POINTS: 10 at Notre Dame (3-22-00)
- FG MADE: 4 at Notre Dame (3-22-00)
- FG ATT: 5 at Notre Dame (3-22-00) vs. San Diego (12-11-02)
- FG%: .800 (4-5) at Notre Dame (3-22-00)
- 3FG MADE: 2 at Notre Dame (3-22-00)
- 3FG ATT: 3 at Notre Dame (3-22-00), vs. AFA (2-3-03)
- 3FG%: .667 (2-3) at Notre Dame (3-22-00)
- FT MADE: 5 vs. SUU
- FT ATT: 5 vs. SUU
- FT %: 1.000 (5-5) vs. SUU
- REB: 4 vs. St. Bonaventure
- ASSISTS: 2 vs. SUU
- STEALS: 1 at Fla. Intl. (12-23-99), at USF vs. Pepperdine
- BLOCKS: 1 vs. So. Illinois (3-20-00)
- MINUTES: 23 vs. Toledo

BART JEPSEN / 6-9 • 235 • junior • forward

- Jepsen was one of seven players to appear in all 30 games last year. The redshirt junior has valuable experience and excellent athletic ability. He played as a freshman in Steve Cleveland's first season in 1997-98 while playing in 27 of 30 games, including nine starts.
- This year Jepsen has played in 14 games. He has had mostly limited action. He missed his first game since his freshman season vs. St. Bonaventure. He had played in 32 straight games since not playing vs. Tulsa as a freshman in the 1998 WAC Tournament in Las Vegas.
- He grabbed three rebounds in back-to-back games vs. SUU and Pepperdine despite playing no more than seven minutes in either game. He scored 5 points and had 3 rebounds and 1 steal in 7 minutes vs. SUU after not seeing action in the two prior games.
- He played a season-high 12 minutes vs. Rice, going a career-best 3-3 and tying his career high with 7 points.
- He made the second three-pointer of his career and his first since his freshmen season in 1997-98 when he connected on his only attempt vs. Rice. He took only one three-pointer last year and is 1-2 this year after a miss vs. San Diego. He is 2-12 on threes for his career.
- Against Creighton he came in and hit a jumper when Jared Jensen was forced out of the game momentarily to have an injury attended to.
- He went to the line for the first time this year vs. SUU, going 1-2.
- He hit a 15-foot jumper from the baseline on his only attempt vs. Air Force. He grabbed one offensive rebound.
- He hit a clutch shot against Wyoming, playing nine minutes in the Cougar victory.



Bart Jepsen – 2002-03 Game-by-Game

Opponent	Date	GS	Min	TOTAL			3-PTS			REBOUNDS			PF	FO	A	TO	Blk	Stl	Pts	Avg				
				FG	FGA	Pct	3FG	3FGA	Pct	FT	FTA	Pct									Off	Def	Tot	
vs Toledo	11/22/02	4	0	1	000	0	0	.000	0	0	.000	0	0	0	0.0	0	0	0	0	0	0.0			
vs Kansas State	11/23/02	3	0	0	000	0	0	.000	0	0	.000	0	0	0	0.0	1	0	0	0	0	0.0			
vs St. Bonaventure	11/25/02	Did not play - Coaches decision																						
RICE	11/30/02	12	3	3	1,000	1	1	1,000	0	0	.000	1	2	0	0.7	1	0	0	1	1	7	2.3		
at Arizona State	12/04/02	2	0	0	000	0	0	.000	0	0	.000	0	0	0	0.5	0	0	0	0	0	0			
at Creighton	12/07/02	3	1	3	333	0	0	.000	0	0	.000	0	1	1	0.6	0	0	0	0	0	2			
SAN DIEGO	12/11/02	8	0	1	000	0	1	.000	0	0	.000	1	0	1	0.7	1	0	0	1	0	1.5			
UTAH STATE	12/14/02	1	0	0	000	0	0	.000	0	0	.000	0	0	0	0.6	1	0	0	0	0	1.3			
UC SANTA BARBARA	12/21/02	Did not play - Coaches decision																						
at Univ. of San Francisco	12/23/02	Did not play - Coaches decision																						
SOUTHERN UTAH UNIVERSITY	12/28/02	7	2	4	500	0	0	.000	1	2	.500	1	2	3	0.9	2	0	0	0	1	5			
PEPPERDINE	01/02/03	6	0	1	000	0	0	.000	0	0	.000	0	3	3	1.1	0	0	0	0	0	1.6			
vs Oklahoma State	01-04-03	2	0	0	000	0	0	.000	0	0	.000	0	0	0	1.0	0	0	0	0	0	1.4			
at Weber State	01-08-03	Did not play - Coaches decision																						
IDAHO STATE	1/11/03	2	0	0	000	0	0	.000	0	0	.000	0	1	1	1.0	0	0	0	1	0	1.3			
UNLV	01/16/03	Did not play - Coaches decision																						
at San Diego State	01-20-03	Did not play - Coaches decision																						
UNIVERSITY OF UTAH	01/25/03	Did not play - Coaches decision																						
UNIVERSITY OF NEW MEXICO	02/01/03	1	0	0	000	0	0	.000	0	0	.000	0	0	0	0.9	0	0	0	0	0	1.2			
AIR FORCE ACADEMY	02/03/03	6	1	1	1,000	0	0	.000	0	0	.000	1	0	1	0.9	1	0	0	1	0	2			
at Wyoming	2-8-03	9	1	2	500	0	0	.000	0	0	.000	0	1	1	0.9	2	0	0	0	0	2			
Totals		0	66	8	16	.500	1	2	.500	1	2	.500	4	9	13	0.9	9	0	0	4	1	2	18	1.3
Jepsen vs. Colorado State	Games - 4	0	8.0	1	4	.250	0	2	.000	0	0	.000	1	4	5	1.3	2	0	0	2	3	2	2	0.5


CAREER HIGHS:

- POINTS: 7 at UNLV (98), v. SDSU (2002), vs. Rice
- FG MADE: 3 at UNLV (98), v. SDSU (02), v. Rice
- FG ATT: 8 at UNLV
- FG %: 1.000 (3-3) vs. Rice
- 3FG MADE: 1 at UNLV, vs. Rice
- 3FG ATT: 4 at UNLV (98)
- 3FG%: 1.000 (1-1) vs. Rice
- FT MADE: 4 vs. Air Force (98)
- FT ATT: 4 vs. Air Force (98)
- FT %: 1.000 (4-4) v. Air Force(98)
- REB: 9 vs. Washington
- ASSISTS: 2 (twice)
- STEALS: 2 (twice)
- BLOCKS: 3 vs. UTEP (98)
- MINUTES: 35 at Tulsa (98)



TERRY NASHIF / 5-10 • 165 • sophomore • point guard

- Nashif appeared in 21 of 30 games last year, averaging 2.9 minutes as a reserve behind senior point guard Matt Montague. He played a season-high 10 minutes twice last year. A smart player and good distributor of the ball, he has a nice shot from three-point range and is perhaps BYU's best ballhandler.
- This year Nashif has played in every game and started in six. After averaging 27 minutes in his first four starts he played 14 minutes starting vs. UNM (3 assists and 3 rebounds) and 17 minutes vs. AFA (4 assists and 3 rebounds).
- He set career highs in points (11), field goals made (3), threes made (3), threes taken (3), field goal percentage and three-point percentage (3-3), and minutes played (30) at SDSU in BYU's win. He helped BYU get out to a fast start, hitting three treys as BYU hit its first seven threes of the game. His 3-3 treys was the first time a Cougar has been perfect on at least three attempts since Daniel Bobik went 4-4 at Memphis in the 2002 NIT.
- Drawing the assignment to guard the UNLV's Marcus Banks, he had career highs of 2 blocks and 7 assists with only 1 turnover, with 4 boards and 2 points.
- He got his first-ever start vs. Idaho State, playing 27 minutes, hitting a trey and dishing out 3 assists with 3 rebounds.
- He played 23 minutes vs. St. Bonaventure and had a key steal and bucket to help BYU claim the Paradise Jam title.
- He reached double figures for the first time with 10 points vs. Rice, adding a personal-best 5 rebounds with 5 assists and 2 steals. He sparked BYU off the bench vs UCSB and SUU with solid shooting and some crowd-pleasing passes.



Terry Nashif – 2002-03 Game-by-Game

Opponent	Date	GS	Min	TOTAL		3-PTS		Pct		FT		FTA		Pct		REBOUNDS			Avg	PF	FO	A	TO	Blk	Stl	Pts	Avg
				FG	FGA	Pct	3FG	3FGA	Pct	FT	FTA	Pct	Off	Def	Tot												
vs Toledo	11/22/02	11	1	2	.500	1	1	1.000	0	0	.000	1	2	3	3.0	0	0	1	0	0	2	3	3.0				
vs Kansas State	11/23/02	12	1	2	.500	1	2	.500	0	0	.000	0	0	0	1.5	0	0	0	0	0	0	0	3	3.0			
vs St. Bonaventure	11/25/02	23	1	4	.250	0	1	.000	0	0	.000	0	1	1.3	4	0	2	1	0	2	2	2	2.7				
RICE	11/30/02	19	2	4	.500	0	1	.000	6	6	1.000	0	5	5	2.3	1	0	5	1	0	2	10	4.5				
at Arizona State	12-04-02	9	0	2	.000	0	0	.000	0	0	.000	0	2	2	2.2	1	0	0	2	0	1	0	3.6				
at Creighton	12-07-02	9	0	2	.000	0	2	.000	0	0	.000	0	2	2	2.2	3	0	0	1	0	0	0	3.0				
SAN DIEGO	12/11/02	9	0	1	.000	0	0	.000	0	0	.000	1	0	1	2.0	0	0	1	1	0	0	0	2.6				
UTAH STATE	12/14/02	3	0	1	.000	0	1	.000	0	0	.000	0	1	1.9	0	0	0	0	0	0	0	0	2.3				
UC SANTA BARBARA	12/21/02	17	3	4	.750	1	2	.500	2	3	.667	0	2	2	1.9	1	0	3	1	0	1	9	3.0				
at Univ. of San Francisco	12/23/02	5	0	0	.000	0	0	.000	0	0	.000	0	1	1.8	2	0	0	0	0	0	0	0	2.7				
SOUTHERN UTAH UNIVERSITY	12/28/02	17	2	4	.500	1	2	.500	1	2	.500	0	0	1.6	1	0	5	0	1	2	6	3.0					
PEPPERDINE	01/02/03	7	0	1	.000	0	0	.000	0	0	.000	0	1	1.6	2	0	3	0	0	0	0	0	2.8				
vs Oklahoma State	01-04-03	6	0	1	.000	0	0	.000	2	2	1.000	0	0	1.5	1	0	1	0	0	1	2	2.7					
at Weber State	01-08-03	19	1	2	.500	0	1	.000	1	2	.500	0	0	1.4	1	0	0	0	0	1	3	2.7					
IDAHO STATE	1/11/03	*	27	1	1	1.000	1	1	1.000	0	0	.000	0	3	1.5	1	0	3	1	0	0	3	2.7				
UNLV	01/16/03	* 25	1	6	.167	0	0	.000	0	0	.000	0	4	4	1.6	4	0	7	1	2	1	2	2.7				
at San Diego State	01-20-03	* 30	3	3	1.000	3	3	1.000	2	3	.667	1	2	3	1.7	2	0	3	2	0	0	11	3.2				
UNIVERSITY OF UTAH	01/25/03	* 27	0	3	.000	0	1	.000	0	2	.000	0	1	1.7	4	0	2	2	0	0	0	0	3.0				
UNIVERSITY OF NEW MEXICO	02/01/03	* 14	0	1	.000	0	0	.000	0	0	.000	1	2	3	1.7	1	0	3	1	0	1	0	2.8				
AIR FORCE ACADEMY	02/03/03	* 17	0	0	.000	0	0	.000	0	0	.000	0	3	3	1.8	1	0	4	0	0	0	0	2.7				
at Wyoming	2-8-03	13	0	1	.000	0	0	.000	0	0	.000	0	0	1.7	1	0	4	0	0	0	0	0	2.6				
Totals			6	319	16	45	.356	8	18	.444	14	20	.700	4	32	36	1.7	31	0	47	14	3	14	54	2.6		
Nashif vs. Colorado State	Games - 1	0	0	0	0	.000	0	0	.000	0	0	.000	0	0	0	0	0	0	0	0	0	0	0	0	0		

CAREER HIGHS:

POINTS: 11 at SDSU
 FG MADE: 3 vs. UCSB, at SDSU
 FG ATT: 6 vs. UNLV
 FG%: 1.000 (3-3) at SDSU
 3FG MADE: 3 at SDSU
 3FG ATT: 3 at SDSU
 3FG%: 1.000 (3-3) at SDSU
 FT MADE: 6 vs. Rice
 FT ATT: 6 vs. CSUN (2002), Rice
 FT %: 1.000 (6-6) vs. Rice
 REB: 5 vs. Rice
 ASSISTS: 7 vs. UNLV
 STEALS: 2 (four times) last vs. SUU
 BLOCKS: 2 vs. UNLV
 MINUTES: 30 at SDSU

LUIZ LEMES / 6-3 • 180 • junior • combo guard

- A combo guard and outstanding outside shooter, Lemes is a junior at BYU after transferring from Eastern Oklahoma State College in Wilburton, Okla. He earned first-team NJCAA All-Region 2 honors last season at EOSC, leading the Mountaineers to back-to-back Region 2 Tournament runner-up finishes with records of 23-8 and 25-7. He played point guard as a freshman before being moved to the wing to take advantage of his shooting ability. He made 66 threes last season from the wing.
- This year Lemes has played mostly limited minutes. He saw his most extended action in MWC games in the last two outings with 15 minutes vs. Air Force and 11 minutes vs. New Mexico. He tied his career high of 7 points vs. AFA and scored 3 points after converting a three-point play off an Araujo assist vs. UNM. He received the most playing time this year vs. SUU, Pepperdine and Rice. He played 18 minutes with 3 points vs. Southern Utah after not appearing at USF.
- He played the point for the first time this season vs. Pepperdine and logged a season-high 21 minutes, starting the second half after hitting two threes during a 16-7 BYU run to end the half.
- After not having taken a shot in BYU's first three games, he logged 20 minutes in the home-opening win over Rice, scoring his first points as a Cougar with 7 points on 3-4 shooting. He sparked BYU's decisive first-half run vs. Rice when he stole a Rice pass and went the length of the court for a layup for his first bucket. On the next offensive possession, he connected on his first three-point attempt of the year giving the Cougars a 23-17 lead.
- At Creighton, he had one assist and hit his only attempt, a trey, to start a 12-3 Cougar run that included four three-pointers, three by Mark Bigelow, to help BYU regain the lead at 31-30 in the first half.
- He is 6-13 on threes this year.



Luiz Lemes – 2002-03 Game-by-Game

Opponent	Date	GS	Min	TOTAL		3-PTS		Pct		FT		FTA		Pct		REBOUNDS			Avg	PF	FO	A	TO	Blk	Stl	Pts	Avg		
				FG	FGA	Pct	3FG	3FGA	Pct	FT	FTA	Pct	Off	Def	Tot														
vs Toledo	11/22/02	6	0	0	.000	0	0	.000	0	0	.000	0	1	1	1.0	0	0	0	0	0	0	0	0	0	0	0.0			
vs Kansas State	11/23/02	3	0	0	.000	0	0	.000	0	0	.000	0	1	1	1.0	0	0	1	0	0	0	0	0	0	0	0.0			
vs St. Bonaventure	11/25/02	2	0	0	.000	0	0	.000	0	0	.000	0	0	0.7	1	0	0	1	0	0	0	0	0	0	0	0.0			
RICE	11/30/02	20	3	4	.750	1	2	.500	0	2	.000	0	2	2	1.0	0	0	2	1	0	1	7	1.8						
at Arizona State	12-04-02	4	0	0	.000	0	0	.000	0	0	.000	0	0	0.8	0	0	0	0	0	0	0	0	0	0	1.4				
at Creighton	12-07-02	7	1	1	1.000	1	1	1.000	0	0	.000	0	1	1	0.8	0	0	1	1	0	0	3	1.7						
SAN DIEGO	12/11/02	7	0	2	.000	0	0	.000	0	0	.000	0	0	0.7	0	0	1	0	0	1	0	1	0	1.4					
UTAH STATE	12/14/02	5	0	0	.000	0	0	.000	0	0	.000	0	1	1	0.8	1	0	0	0	0	0	0	0	1.3					
UC SANTA BARBARA	12/21/02	3	0	1	.000	0	0	.000	0	0	.000	0	1	1	0.8	0	0	0	0	0	0	0	0	0	1.1				
at Univ. of San Francisco	12/23/02	Did not play - Coaches decision																											
SOUTHERN UTAH UNIVERSITY	12/28/02	18	1	4	.250	1	3	.333	0	0	.000	0	1	1	0.8	0	0	1	1	0	0	3	1.3						
PEPPERDINE	01/02/03	21	2	4	.500	2	3	.667	0	0	.000	1	2	0.9	2	0	1	1	1	0	0	6	1.7						
vs Oklahoma State	01-04-03	7	0	1	.000	0	1	.000	0	0	.000	0	1	1	0.9	0	0	0	0	0	0	0	0	0	1.6				
at Weber State	01-08-03	4	0	1	.000	0	1	.000	0	0	.000	0	0	0.8	1	0	0	0	0	0	0	0	0	0	1.5				
IDAHO STATE	1/11/03	Did not play - shoulder stinger																											
UNLV	01/16/03	Did not play - Coaches decision																											
at SAN DIEGO STATE	01-20-03	3	0	0	.000	0	0	.000	0	0	.000	0	0	0.8	0	0	1	0	0	0	0	0	0	1.4					
UNIVERSITY OF UTAH	01/25/03	3	0	0	.000	0	0	.000	0	0	.000	0	0	0.7	1	0	0	0	0	0	0	0	0	1.3					
UNIVERSITY OF NEW MEXICO	02/01/03	11	1	3	.333	0	1	.000	1	1	1.000	0	1	1	0.8	2	0	1	0	0	0	3	1.4						
AIR FORCE ACADEMY	02/03/03	15	2	4	.500	1	1	1.000	2	2	1.000	0	1	1	0.8	0	0	1	0	1	0	1	0	7	1.7				
at Wyoming	2/8/03	Did not play - Coaches decision																											
Totals			0	139	10	25	.400	6	13	.462	3	5	.600	1	12	13	0.8	8	0	10	5	2	2	29	1.7				
Lemes vs. Colorado State	First Game vs. the Rams																												

CAREER HIGHS:

POINTS: 7 vs. Rice, vs. Air Force
 FG MADE: 3 vs. Rice
 FG ATT: 4 vs. Rice, SUU, Pepperdine, Air Force
 FG%: .750 (3-4) vs. Rice
 3FG MADE: 2 vs. Pepperdine
 3FG ATT: 3 vs. SUU, Pepperdine
 3FG%: .667 (2-3) vs. Pepperdine
 FT MADE: 2 vs. Air Force
 FT ATT: 2 vs. Rice, Air Force
 FT %: 1.000 (2-2) vs. Air Force
 REB: 2 vs. Rice, Pepperdine
 ASSISTS: 2 vs. Rice
 STEALS: 1 vs. Rice
 BLOCKS: 1 vs. Pepperdine, AFA
 MINUTES: 21 vs. Pepperdine



MARC ROBERTS / 6-3 • 205 • sophomore • guard

- Returned this summer from a two-year mission in Argentina. He is an athletic player who has has one of the best vertical leaps on the team. He excited fans as a freshman with his slashing dunks. He is a good defender on the perimeter. He played in 21 games as a freshman with one start, while playing a limited 4.3 minutes per game.
- He considered a redshirt while getting back in playing condition after his missionary service and pre-season knee surgery. He had his knee scoped in October and sat out the first 13 games as a potential redshirt player. He played his first game of the year at Weber State, equaling his career-high 6 points and setting a new personal-best 3 rebounds in 10 minutes vs. the Wildcats. He also equaled a career-best of 2 field goals and 2-2 field goal percentage.
- He tied a career-best 2 assists and played a career-high 14 minutes vs. Idaho State, surpassing the 11 minutes he played at UNLV in 2000.
- In MWC games, he didn't play vs. UNLV, Utah and Wyoming and appeared only briefly at SDSU. He played 12 minutes vs. UNM, tying his career-high 3 rebounds while scoring 2 points. He followed with 3 boards and a career-tying 6 points vs. Air Force in 12 minutes.



Marc Roberts – 2002-03 Game-by-Game

Opponent	Date	GS	Min	TOTAL			3-PTS Pct	FT Pct	FTA	REBOUNDS				PF	FO	A	TO	Blk	Stl	Pts	Avg			
				F	G	A				Pct	Off	Def	Tot									Avg		
vs Toledo	11/22/02			Did not play - Anticipated redshirt																				
vs Kansas State	11/23/02			Did not play - Anticipated redshirt																				
vs St. Bonaventure	11/25/02			Did not play - Anticipated redshirt																				
RICE	11/30/02			Did not play - Anticipated redshirt																				
at Arizona State	12-04-02			Did not play - Anticipated redshirt																				
at Creighton	12-07-02			Did not play - Anticipated redshirt																				
SAN DIEGO	12/11/02			Did not play - Anticipated redshirt																				
UTAH STATE	12/14/02			Did not play - Anticipated redshirt																				
UC SANTA BARBARA	12/21/02			Did not play - Anticipated redshirt																				
at Univ. of San Francisco	12/23/02			Did not play - Anticipated redshirt																				
SOUTHERN UTAH UNIVERSITY	12/28/02			Did not play - Anticipated redshirt																				
PEPPERDINE	01/02/03			Did not play - Anticipated redshirt																				
vs Oklahoma State	01-04-03			Did not play - Anticipated redshirt																				
at Weber State	01-08-03		10	2	2	1.000	0	0	.000	2	2	1.000	1	2	3	3.0	5	1	0	2	0	6	6.0	
IDAHO STATE	1/11/03		14	0	3	.000	0	2	.000	3	4	.750	0	0	0	1.5	3	0	2	4	0	1	3	4.5
UNLV	01/16/03			Did not play - Coaches decision																				
at San Diego State	01-20-03		0	0	0	.000	0	0	.000	0	0	0	0	0	0	1.0	0	0	0	0	0	0	3.0	
UNIVERSITY OF UTAH	01/25/03			Did not play - Coaches decision																				
UNIVERSITY OF NEW MEXICO	02/01/03		12	0	1	.000	0	0	.000	2	2	1.000	1	2	3	1.5	3	0	1	1	0	2	2.8	
AIR FORCE ACADEMY	02/03/03		12	1	2	.500	0	0	.000	4	6	.667	1	2	3	1.8	2	0	0	1	0	1	6	3.4
at Wyoming	2/8/03			Did not play - Coaches decision																				
Totals			0	48	3	.375	0	2	.000	11	14	.786	3	6	9	1.8	13	1	3	8	0	2	17	3.4
Roberts vs. Colorado State	Games	-2	0	5.0	3	3	1.000	0	0	.000	2	2	1.000	0	2	2	1.0	1	0	2	1	0	8	4.0


CAREERHIGHS:

- POINTS: 6 at CSU (2-24-00), at Weber St.(1-8-03), vs. AFA (2-3-03)
- FG MADE: 2 (three) last at Weber State
- FG ATT: 3 vs. UNLV (3-11-00), vs ISU
- FG%: 1.000 (2-2) three times, last at Weber
- 3FG MADE: --
- 3FG ATT: 2 vs. Idaho State (1-11-03)
- 3FG%: --
- FT MADE: 4 vs. Air Force (2-3-03)
- FT ATT: 6 vs. Air Force (2-3-03)
- FT %: .750 (3-4) vs. B. Green (3-15-00), vs. Idaho State
- REB: 3 at Weber State, vs. New Mexico, vs. Air Force (2-3-03)
- ASSISTS: 2 at Wyoming (2-26-00), vs. ISU
- STEALS: 1 (4 times) last vs. AFA (2-3-03)
- BLOCKS: 1 vs. South Carolina St (12-18-99)
- MINUTES: 14 vs. Idaho State

Redshirting Players

AUSTIN AINGE / 6-1 • 175 • freshman • point guard

- Ainge returned from a two-year mission for the Church of Jesus Christ of Latter-day Saints in August. A smart player and good leader, he is an outstanding three-point shooter. He is a point guard who has a total understanding of the game and distributes the ball to teammates when they are ready to score.
- He is the son of former BYU and NBA great and former Phoenix Suns coach Danny Ainge. He prepped at Highland High School in Gilbert, Ariz., prior to serving his mission.
- Ainge will redshirt this year.
- He broke his thumb the day before the team departed for the Paradise Jam and had surgery in Phoenix. He returned to practice in January.



JERMAINE ODJEGBA / 6-5 • 190 • freshman • guard

- Jermaine Odjegba is a true freshman who prepped at Palm Beach Gardens High School in 2001-02.
- He averaged 18 points, 8 rebounds and 5 assists while earning first-team all-conference and honorable mention all-state honors as a senior.
- Odjegba will redshirt this year.



Steve Cleveland is in his sixth year at the helm of the Cougars. During his tenure at BYU, Cleveland has proven to be a first-rate recruiter, an excellent coach and player developer, and above all, a winner.

Last year Cleveland guiding BYU to its third postseason tournament appearance in the last three years, advancing to the second round of the NIT before losing at eventual champion Memphis. In 2001, Cleveland guided BYU to its first NCAA tournament bid since 1995, its first conference regular season title since 1993 and its first conference tournament championship since 1992. While rebuilding a program that finished 1-25 before his arrival, he has posted records of 9-21, 12-16, 22-11, 24-9 and 18-12. Last year's team earned a victory over No. 13 Stanford and advanced to the NIT despite having lost four starters, six of its top seven players and 75 percent of its point production from the year before.

The 1999-2000 and 2000-2001 seasons both rank among of the school's best years ever in terms of wins. In fact, since BYU's first season in 1903, only five BYU teams have ever recorded more wins than the 24-9 team in 2000-01 and only seven have improved upon the 22-11 record in 1999-2000.

Cleveland has brought the magic of the Marriott Center back in Provo. The Cougars enter the 2002-03 season with the nation's longest home victory streak at 36 games, including back-to-back unbeaten seasons of 15-0 and 16-0. Cleveland's teams have traditionally been prepared to play their best at the end of the season. Last year BYU earned its third straight postseason tournament bid, winning in the first round of the NIT before losing at eventual NIT champion Memphis. In 2000-01, BYU won five straight games on the road to secure a share of the MWC regular season title and earn the automatic NCAA bid by claiming the MWC Tournament in Las Vegas. The Cougars won six of their last eight games the prior season, including two MWC tournament wins and two NIT victories. In Cleveland's

first year, BYU completed a rare sweep of New Mexico and UTEP on the road to earn a WAC tournament berth. The road sweep of New Mexico and UTEP was the first for BYU since 1990-91 and the 83-62 upset of No.15-ranked New Mexico in the Pit ended the Lobos' 41-

game home winning streak. In Cleveland's second season the Cougars had a blowout win over UTEP before a 90-74 conference tournament upset victory over TCU to achieve BYU's first conference tournament win since 1994.

Cleveland's teams have advanced to the finals of the MWC tournament in two of the three seasons the event has been played, winning the title in 2001.

As a recruiter, Cleveland has made a similar impact on BYU's program. Cleveland's recruits have proven they are not only committed to Cleveland's vision but also are the kind of players to help make that vision a reality in Provo. Cleveland and his staff have been able to attract top talent from Utah and beyond.

Cleveland has a string of top conference newcomers. Six players have earned conference newcomer honors in Cleveland's five years as the Cougar coach, including four who have been singled out as either the conference newcomer or freshman of the year.

- Jared Jensen (2001-2002 MWC Co-Freshman of the Year)
- Trent Whiting (2000-2001 MWC Newcomer Team, 2nd Team All-MWC)
- Terrell Lyday (1999-2000 MWC Newcomer of the Year, All-Tournament Team)
- Mark Bigelow (1998-99 WAC Freshman of the Year, Newcomer Team, 2nd Team All-WAC)
- Mekeli Wesley (1997-98 WAC Newcomer Team)
- Ron Selleaze (1997-98 WAC Newcomer of the Year, Newcomer Team, 2nd Team All-WAC)


In October 2001, Cleveland signed a multi-year contract extension with BYU. Before taking the helm with the Cougars on March 11, 1997, Cleveland compiled a 157-77 record at Fresno City College in Fresno, Calif. Cleveland was named coach of the year two times while at FCC and led the Rams to post-season playoffs in each of his seven seasons in Fresno. Cleveland coached 10 years at Fresno's Clovis West High School, compiling a 180-70 record.

PLAYING CAREER

Cleveland played college basketball at UC Irvine and was the Anteaters' MVP and leading scorer his senior season in 1975-76. Prior to attending UC Irvine, Cleveland was Fresno City College's Most Outstanding Player in 1973-74. Cleveland received a B.A. degree in social science from UC Irvine in 1976, and received a Master's in education administration from Fresno Pacific in 1979.

PERSONAL

Cleveland, 50, was born in the Los Angeles area and spent most of his life in Fresno, Calif. He served a full-time mission for the Church of Jesus Christ of Latter-day Saints to England from 1971-73. Cleveland was the first head basketball or football coach at BYU to have served a church mission. Cleveland and his wife Kip have three children: sons Casey (24) and Skyler (21) and daughter Katie (12).



CLEVELAND'S BYU LEDGER

BRIGHAM YOUNG UNIVERSITY

Year	W	L	Pct.	Conf.	Conf. Tourney	NCAA/NIT
2002-2003	16	5	.762	5-1	-	-
2001-2002	18	12	.600	7-7 (T-4th MWC)	0-1	1-1 NIT
2000-2001	24	9	.727	10-4 (T-1st)	3-0	0-1 NCAA
1999-2000	22	11	.667	7-7 (sixth MWC)	2-1	2-1 NIT
1998-1999	12	16	.429	6-8 (fifth WAC)	1-1	
1997-1998	9	21	.300	4-10 (sixth WAC)	0-1	
Totals	101	74	.577	39-37 (.513)	6-4 (.600)	3-3 (.500)



Individual Game Box Scores

2002-03 BYU Men's Basketball

BYU vs. Toledo @ Paradise Jam - Game #1

11/22/02 8:55 p.m. AST at St. Thomas, U.S. Virgin Islands

VISITORS: Toledo 0-1

#	Player	tot-fg		3-pt		rebounds		pf	tp	a	to	blk	s	min																	
		fg	fga	fga	fta	fta	of								de																
04	KIRSH, Milo	f	2	8	0	4	8	3	2	5	2	8	0	1	3	1	25														
44	THOMAS, Ricardo	f	0	3	0	0	3	4	1	3	4	2	3	3	2	0	1	22													
12	MOORE, Nick	g	4	9	2	5	0	0	0	2	2	5	10	1	3	0	0	27													
24	VILLEGAS, Sammy	g	5	10	3	8	0	0	0	1	1	2	13	1	3	0	0	25													
34	TRIPLETT, Keith	g	4	11	0	2	5	6	2	3	5	1	13	0	3	0	1	35													
13	WEST, J.T.	g	0	0	0	0	0	0	0	2	2	0	0	0	1	0	1	11													
15	PINSON, Allen	g	0	3	0	1	0	1	0	1	0	0	0	0	0	0	1	3													
23	SHELTON, Chauncey	g	0	0	0	0	0	0	0	2	2	1	1	2	0	0	0	5													
31	CLEMENT, Jim	g	0	0	0	0	0	0	0	1	1	2	2	0	0	0	0	15													
32	CURRIE, Anton	g	1	2	0	1	0	1	0	3	3	2	0	3	1	0	1	12													
35	MILSON, Kareem	g	0	0	0	0	0	0	0	0	0	1	0	0	1	0	0	8													
43	SHELLABARGER, A.J.	g	2	3	0	0	1	2	0	1	1	3	5	0	0	1	0	12													
TEAM				2		2																									
Totals.....		18		52		19		15		23		11		18		29		23		56		7		17		6		4		200	

TOTALFG% 1st Half: 11-25 44.0% 2nd Half: 7-27 25.9% Game: 34.6% DEADBALL

3-Pt. FG% 1st Half: 5-11 45.5% 2nd Half: 0-8 0.0% Game: 26.3% REBOUNDS

F Throw % 1st Half: 2-5 40.0% 2nd Half: 13-18 72.2% Game: 65.2% 3.3

HOME TEAM: BYU 1-0

#	Player	tot-fg		3-pt		rebounds		pf	tp	a	to	blk	s	min													
		fg	fga	fga	fta	fta	of								de												
03	BIGELOW, Mark	f	2	6	1	1	7	10	0	5	5	2	12	3	3	0	0	33									
52	JENSEN, Jared	f	1	3	0	0	0	0	0	1	1	5	2	0	1	0	0	8									
55	ARAUJO, Rafael	c	0	5	0	0	1	2	2	3	5	1	0	4	1	0	10	10									
02	HANSEN, Travis	g	7	12	2	3	6	4	4	8	3	22	5	2	0	0	32	24									
24	WOODBERRY, Keving	g	2	7	1	4	0	0	1	2	3	1	5	1	2	0	2	29									
04	LEMES, Luiz	g	0	0	0	0	0	0	0	1	1	0	0	0	0	0	0	6									
10	NASHIF, Terry	g	1	2	1	0	0	1	2	3	3	1	0	2	11			11									
14	BOWER, Ricky	g	2	3	2	2	4	1	2	3	2	10	1	2	0	0	23	23									
15	ALLEN, John	g	2	4	1	2	0	0	1	4	5	1	0	0	0	0	0	23									
32	JEPSEN, Bart	g	0	1	0	0	0	0	0	0	0	0	0	0	0	0	0	4									
40	HOWARD, Dan	g	4	6	0	0	3	5	0	2	2	3	11	0	2	0	1	21									
TEAM				1		2																					
Totals.....		21		49		13		21		27		10		25		35		7		12		17		6		200	

TOTALFG% 1st Half: 11-26 42.3% 2nd Half: 10-23 43.5% Game: 42.9% DEADBALL

3-Pt. FG% 1st Half: 4-7 57.1% 2nd Half: 4-6 66.7% Game: 61.5% REBOUNDS

F Throw % 1st Half: 10-12 83.3% 2nd Half: 11-15 73.3% Game: 77.8% 3.3

Officials: (R) Karl Hess, (U) Tony Greene, Pat Adams

Technical fouls: Toledo-TEAM, BYU-None.

Attendance: 2153

Score by Periods 1st 2nd Total

Toledo 29 27 56

BYU 36 35 71

2002 Paradise Jam Basketball Tournament, presented by Basketball Travelers.

Points in the paint-TOL22,BYU20. Points off turnovers-TOL10,BYU17.

2nd chance points-TOL7,BYU13. Fast break points-TOL6,BYU2.

Bench points-TOL9,BYU29. Score tied-1 time. Lead changes-5 times.

BYU vs. Kansas St. @ Paradise Jam - Game #2

11/23/02 6:15 p.m. AST at St. Thomas, U.S. Virgin Islands

VISITORS: BYU 2-0

#	Player	tot-fg		3-pt		rebounds		pf	tp	a	to	blk	s	min															
		fg	fga	fga	fta	fta	of								de														
02	HANSEN, Travis	f	11	2	5	8	1	5	2	2	19	2	1	0	0	0	28												
52	JENSEN, Jared	f	2	4	0	0	6	8	0	5	4	10	0	0	0	0	20												
55	ARAUJO, Rafael	c	4	5	0	0	1	2	0	4	5	9	0	3	0	1	18												
03	BIGELOW, Mark	g	6	12	3	3	4	0	3	3	1	18	4	2	1	3	35												
24	WOODBERRY, Keving	g	0	3	0	3	2	4	0	0	0	3	2	3	0	0	25												
04	LEMES, Luiz	g	0	0	0	0	0	0	0	1	1	0	0	0	0	0	3												
05	SHOFF, Jake	g	0	2	0	0	0	0	0	2	2	4	1	0	0	0	13												
10	NASHIF, Terry	g	1	2	1	2	0	0	0	0	0	3	0	0	0	0	12												
14	BOWER, Ricky	g	0	0	0	0	7	8	0	4	1	7	2	2	0	1	19												
15	ALLEN, John	g	2	2	1	1	0	0	1	1	3	5	0	0	0	0	7												
32	JEPSEN, Bart	g	0	0	0	0	0	0	0	0	1	0	0	1	0	0	3												
40	HOWARD, Dan	g	0	3	0	0	0	1	1	2	4	0	1	1	3	0	17												
TEAM				3		6																							
Totals.....		21		44		13		24		34		7		25		32		26		73		13		13		5		200	

TOTALFG% 1st Half: 9-25 36.0% 2nd Half: 12-19 63.2% Game: 47.7% DEADBALL

3-Pt. FG% 1st Half: 4-7 57.1% 2nd Half: 3-6 50.0% Game: 53.8% REBOUNDS

F Throw % 1st Half: 9-14 64.3% 2nd Half: 15-20 75.0% Game: 70.6% 4.2

HOME TEAM: Kansas State 0-1

#	Player	tot-fg		3-pt		rebounds		pf	tp	a	to	blk	s	min													
		fg	fga	fga	fta	fta	of								de												
32	DeFUSO, Gilson	f	1	1	1	0	0	0	2	2	3	3	0	0	0	0	20										
34	SIEBRANDT, Matt	f	0	3	0	0	0	2	2	3	0	0	2	2	0	0	1	26									
44	PASCO, Pervis	f	1	9	0	0	3	6	1	2	3	5	0	4	2	2	28										
22	RICHARDS, Frank	g	5	9	0	1	3	4	0	2	2	13	1	2	0	0	32										
30	HART, Jarrett	g	2	5	0	1	2	5	0	1	1	5	6	4	1	1	31										
01	THOMAS, Schyler	g	0	0	0	0	0	0	0	0	0	0	0	0	0	0	2										
03	BUCHANAN, Quentin	g	0	0	0	0	0	0	0	0	0	0	0	0	0	0	0										
11	ELLIS, Tim	g	0	1	1	3	4	1	2	3	5	14	1	0	0	1	22										
23	HAYDEN, Marques	g	6	7	0	0	8	10	3	5	8	2	2	0	0	0	22										
40	CANBY, Travis	g	0	0	0	0	0	0	0	0	0	0	0	0	0	0	4										
42	SPURLOCK, Janerio	g	1	8	1	4	0	0	1	2	3	0	3	0	0	1	13										
TEAM				2		2																					
Totals.....		21		52		3		19		31		8		21		29		64		9		10		4		200	

TOTALFG% 1st Half: 12-21 57.1% 2nd Half: 9-31 29.0% Game: 40.4% DEADBALL

3-Pt. FG% 1st Half: 3-4 75.0% 2nd Half: 0-4 0.0% Game: 37.5% REBOUNDS

F Throw % 1st Half: 9-13 69.2% 2nd Half: 10-18 55.6% Game: 61.3% 8.1

Officials: (R) Mike Wood (U) Manny Upton, Keith Maxwell

Technical fouls: BYU-HANSEN, Travis, Kansas State-None.

Attendance: 13323

Score by Periods 1st 2nd Total

BYU 31 42 73

Kansas State 36 28 64

2002 Paradise Jam Basketball Tournament, Presented by Basketball Travelers

BYU--#2 Travis Hansen ejected at 8:48 in the second half.

Points in the paint-BYU16,KANSST 30. Points off turnovers-BYU9,KANSST 15.

2nd chance points-BYU3,KANSST 9. Fast break points-BYU9,KANSST 9.

Bench points-BYU15,KANSST 37. Score tied-7 times. Lead changes-4 times.

BYU vs. St. Bonaventure @ Paradise Jam - Game #3

11/25/02 8:15 p.m. AST at St. Thomas, U.S. Virgin Islands

VISITORS: St. Bonaventure 2-1

#	Player	tot-fg		3-pt		rebounds		pf	tp	a	to	blk	s	min				
		fg	fga	fga	fta	fta	of								de			
03	HANSEN, Travis	f	3	8	1	3	3	2	4	6	1	10	3	1	0	1	29	
10	CHEESE, Mike	f	1	3	0	0	2	2	2	4	6	2	4	0	3	0	24	
00	GANESY, Robert	f	1	3	0	0	2	2	2	4	6	2	4	0	3	0	20	
30	TERRILL, Jamil	c	0	3	0	0	2	2	3	3	6	3	2	0	2	1	26	
04	GREEN, Marques	g	5	15	2	6	7	9	0	1	1	3	19	2	3	0	31	
20	PRATO, Patricio	g	2	8	1	2	0	0	1	2	4	5	5	0	1	0	2	14
01	SMITH, Ahmad																	

BYU vs. Univ. of San Diego – Game #7

12/11/02 07:00 at Brigham Young University
VISITORS: San Diego 4-3

#	Player	tot-fg		3-pt		rebounds		pf	tp	a	to	blk	s	min	
		fg	fga	fga	fta	fta	de								tot
03	SMITH, Travis	g	12	0	0	0	0	3	2	2	4	0	0	17	
10	MORRIS, Roy	g	1	0	0	5	4	0	1	0	6	0	0	31	
32	BELSER, Corey	g	0	2	0	1	2	1	0	1	1	2	1	27	
34	BLAIR, Jason	f	5	7	3	5	4	3	6	9	1	7	0	40	
43	KEEP, Jason	c	2	4	0	0	3	6	1	5	6	4	7	0	
11	STOCKALPER, Derek	f	1	5	0	3	0	2	0	2	3	2	1	30	
14	DELZELL, Matt	g	1	2	1	0	1	0	4	5	2	3	2	0	
20	MCGRAIN, Mike	g	2	4	0	1	3	5	1	2	3	2	7	0	
42	LEWIS, Nick	f	1	6	0	2	2	0	2	3	4	0	1	20	
TEAM		Totals		14 42		18 17		23 11		22 32		22 49		7 24	
TOTALFG%		1st Half: 9-23 39.1%		2nd Half: 5-19 26.3%		Game: 33.3%		DEADBALL							
3-Pt. FG%		1st Half: 3-9 33.3%		2nd Half: 1-9 11.1%		Game: 22.2%		REBOUNDS							
F Throw %		1st Half: 7-10 70.0%		2nd Half: 7-12 58.3%		Game: 73.9%		2							

HOME TEAM: BRIGHAM YOUNG Cougars 6-1

#	Player	tot-fg		3-pt		rebounds		pf	tp	a	to	blk	s	min	
		fg	fga	fga	fta	fta	de								tot
02	HANSEN, Travis	g	7	17	0	4	3	3	4	7	2	17	3	4	
24	WOODBERRY, Kevin	g	2	4	1	3	3	6	0	2	2	8	0	1	
03	BIGELOW, Mark	f	3	7	1	2	3	5	3	5	8	2	0	1	
52	JENSEN, Jared	f	5	8	0	1	2	3	4	1	1	1	1	1	
55	ARAUJO, Rafael	c	5	7	0	0	1	2	2	4	4	1	2	29	
04	LEMES, Luiz	g	0	2	0	0	0	0	0	0	0	0	1	7	
05	SHOFF, Jake	g	2	3	0	0	0	1	0	1	1	4	0	1	
10	NASHIF, Terry	g	0	1	0	0	0	0	1	0	1	0	1	0	
14	BOWEN, Ricky	g	0	0	0	0	0	0	0	0	3	0	0	13	
15	ALLEN, John	g	1	5	1	2	0	0	1	1	2	0	0	6	
32	JEPSEN, Bart	g	0	1	0	0	0	1	1	0	1	0	1	0	
40	HOWARD, Dan	g	0	0	0	0	0	0	0	0	0	0	0	9	
TEAM		Totals		25 55		12 11		20 14		21 35		17 64		13 14	
TOTALFG%		1st Half: 10-27 37.0%		2nd Half: 15-28 53.6%		Game: 45.5%		DEADBALL							
3-Pt. FG%		1st Half: 2-5 40.0%		2nd Half: 1-7 14.3%		Game: 25.0%		REBOUNDS							
F Throw %		1st Half: 4-8 50.0%		2nd Half: 7-12 58.3%		Game: 55.0%		4							

Officials: Duane Allen, Roosevelt Brown, Mill Stowe
Technical fouls: San Diego-None. BRIGHAM YOUNG Cougars-HANSEN, Travis.
Attendance: 1108

Score by Periods	1st	2nd	Total
San Diego	28	21	49
BRIGHAM YOUNG Cougars	26	38	64

Points in the paint-USD 8.BY24. Points off turnovers-USD 9.BY28.
2nd chance points-USD 6.BY14. Fast break points-USD 0.BY0.
Bench points-USD 16.BY7. Score tied-7 times. Lead changes-9 times.

BYU vs. Utah State – Game #8

12/14/02 7:00 PM at Brigham Young University
VISITORS: Utah State University 5-2

#	Player	tot-fg		3-pt		rebounds		pf	tp	a	to	blk	s	min	
		fg	fga	fga	fta	fta	de								tot
02	PENIGAR, Desmond	f	3	13	0	2	5	6	2	3	5	11	0	0	
05	JOHNSON, Toraino	f	3	5	0	0	3	1	4	1	8	1	0	0	
11	PUZEY, Mike	c	0	1	0	0	0	0	1	4	0	2	1	0	
15	BUTLER, Randal	g	7	17	3	0	1	1	2	1	14	1	1	0	
20	BROWN, Mark	g	1	8	0	0	0	0	3	3	3	5	2	0	
01	ROSS, Ronnie	g	0	0	0	0	0	0	1	2	0	3	1	0	
04	HARRIS, Nate	g	3	3	0	0	4	5	2	1	3	3	0	0	
21	BROWN, Calvin	g	0	0	0	0	0	0	0	1	0	1	0	0	
32	NELSON, Spencer	g	2	3	0	0	5	6	1	8	9	5	9	1	
44	EVANS, Chad	f	1	1	0	0	2	1	0	1	1	2	0	0	
TEAM		Totals		21 51		0 5		14 20		13 19		32 24		56 12	
TOTALFG%		1st Half: 13-26 50.0%		2nd Half: 8-25 32.0%		Game: 41.2%		DEADBALL							
3-Pt. FG%		1st Half: 0-1 0.0%		2nd Half: 0-4 0.0%		Game: 0.0%		REBOUNDS							
F Throw %		1st Half: 9-13 69.2%		2nd Half: 5-7 71.4%		Game: 70.0%		2							

HOME TEAM: BRIGHAM YOUNG Cougars 7-1

#	Player	tot-fg		3-pt		rebounds		pf	tp	a	to	blk	s	min	
		fg	fga	fga	fta	fta	de								tot
03	BIGELOW, Mark	f	5	10	2	5	6	1	2	0	4	0	1	0	
52	JENSEN, Jared	f	1	2	0	0	5	1	2	3	4	7	1	0	
55	ARAUJO, Rafael	c	4	7	0	2	2	1	6	7	4	0	2	1	
04	HANSEN, Travis	g	4	11	2	4	3	6	1	3	4	3	1	0	
24	WOODBERRY, Kevin	g	3	5	3	3	6	1	2	3	0	12	6	0	
04	LEMES, Luiz	g	0	0	0	0	0	0	1	1	0	0	0	0	
05	SHOFF, Jake	g	1	3	0	0	1	2	1	2	3	2	2	0	
10	NASHIF, Terry	g	0	1	0	0	0	1	0	0	0	0	0	0	
14	BOWEN, Ricky	g	1	2	0	0	1	6	0	0	0	8	1	2	
15	ALLEN, John	g	0	0	0	0	0	0	0	0	3	0	0	0	
32	JEPSEN, Bart	g	0	0	0	0	0	0	0	0	1	0	0	0	
40	HOWARD, Dan	g	0	1	0	0	0	0	0	0	0	0	0	5	
TEAM		Totals		19 42		7 19		21 29		7 21		28 19		66 13	
TOTALFG%		1st Half: 10-23 43.5%		2nd Half: 9-19 47.4%		Game: 45.2%		DEADBALL							
3-Pt. FG%		1st Half: 4-12 33.3%		2nd Half: 3-7 42.9%		Game: 36.8%		REBOUNDS							
F Throw %		1st Half: 7-10 70.0%		2nd Half: 14-19 73.7%		Game: 72.4%		5							

Officials: Tim Gabutero, Mike Giarratno, Bobby McRoy
Technical fouls: Utah State University-None. BRIGHAM YOUNG Cougars-None.
Attendance: 1474

Score by Periods	1st	2nd	Total
Utah State University	35	21	56
BRIGHAM YOUNG Cougars	31	35	66

Points in the paint-USU 20.BY12. Points off turnovers-USU 16.BY19.
2nd chance points-USU 18.BY6.
Bench points-USU 21.BY 11. Score tied-7 times. Lead changes-9 times.

BYU vs. UC Santa Barbara – Game #9

12/21/02 5:06 PM at Brigham Young University
VISITORS: UC Santa Barbara 3-5

#	Player	tot-fg		3-pt		rebounds		pf	tp	a	to	blk	s	min	
		fg	fga	fga	fta	fta	de								tot
30	HULL, Mark	f	2	8	0	3	0	0	1	2	3	2	4	2	
33	FULLOVE, Brand	f	6	9	2	3	4	0	0	3	3	2	17	0	
50	WHITEHEAD, B.	f	1	2	0	0	1	2	2	1	3	3	1	2	
03	JONES, Nick	g	3	14	2	9	7	9	2	5	7	0	15	1	
05	ATAKO, Jacoby	g	2	5	1	2	0	0	0	1	1	5	5	0	
01	BROWN, Cecil	g	2	5	1	3	0	0	0	1	1	5	5	0	
02	DAVIS, Josh	g	1	2	0	0	0	0	5	1	6	3	2	1	
15	OLIVER, Christen	g	0	1	0	0	0	0	0	1	1	0	2	0	
32	COOK, Casey	g	1	4	0	0	1	1	3	4	2	1	1	0	
35	WARD, B.J.	g	1	2	0	1	0	0	0	0	1	3	0	0	
51	RANEY, Scott	g	0	0	0	0	0	0	0	0	0	1	0	0	
TEAM		Totals		19 52		6 23		12 17		11 20		31 24		56 8	
TOTALFG%		1st Half: 8-27 29.6%		2nd Half: 11-25 44.0%		Game: 36.5%		DEADBALL							
3-Pt. FG%		1st Half: 4-13 30.8%		2nd Half: 2-10 20.0%		Game: 26.1%		REBOUNDS							
F Throw %		1st Half: 6-9 66.7%		2nd Half: 6-8 75.0%		Game: 70.6%		2							

HOME TEAM: BRIGHAM YOUNG Cougars 8-1

#	Player	tot-fg		3-pt		rebounds		pf	tp	a	to	blk	s	min
		fg	fga	fga	fta	fta	de							
03	BIGELOW, Mark	f	4	10	3	7	0	0	0	3	3	4	11	0
52	JENSEN, Jared	f	3	4	0	0	3	4	2	3	5	3	9	0
55	ARAUJO, Rafael	c	1	2	0	0	4	4	0	5	4	6	0	3
02	HANSEN, Travis	g	4	9	1	3	10	12	2	5	7	4	19	5
24	WOODBERRY, Kevin	g	0	5	0	2	0	0	1	1	1	2	1	1
04	LEMES, Luiz	g	0	1	0	0	0	0	0	1	0	0	0	0
05	SHOFF, Jake	g	0	0	0	0	0	0	0	1	1	3	0	1
10	NASHIF, Terry	g	3	4	1	2	2	3	0	2	2	1	9	3
14	BOWEN, Ricky	g	3	5	1	3	2	0						

Individual Game Box Scores

2002-03 BYU Men's Basketball

BYU vs. Oklahoma St. @ All-College Classic - Game #13

01-04-03 5:30 p.m. at Oklahoma City, Okla.

VISITORS: Brigham Young 10-3

#	Player	tot-fg		3-pt		rebounds		pf	tp	a	to	blk	s	min				
		fg	fga	fg	fga	ft	fta								de	tot		
52	Jensen, Jared	f	2	4	0	0	2	2	0	2	3	6	0	1	0	23		
55	ArAUJO, Rafael	c	4	5	0	0	3	5	3	11	14	4	1	2	5	0	31	
02	Hansen, Travis	g	4	9	2	4	4	6	0	1	5	14	3	3	0	1	32	
03	Bigelow, Mark	g	3	7	2	4	3	4	0	3	3	11	2	3	0	0	31	
24	Woodberry, Kevin	g	2	7	1	5	2	2	0	0	0	1	7	1	4	0	1	27
04	Lemes, Luiz	g	1	0	1	0	0	0	0	0	0	1	0	0	0	0	0	7
05	Shoff, Jake	g	0	1	0	0	0	0	0	0	2	2	1	0	1	2	0	17
10	Nashif, Terry	g	0	1	0	0	2	2	0	0	1	2	1	0	1	0	1	6
14	Bower, Ricky	g	2	2	4	3	1	0	1	2	0	2	0	0	1	15		
15	Allen, John	g	1	1	0	0	0	0	0	0	2	2	0	1	0	3		
32	Jepsen, Bart	g	0	0	0	0	0	0	0	0	0	0	0	0	0	2		
40	Howard, Dan	g	1	1	0	0	1	1	0	1	2	3	0	0	0	6		
	TEAM										4	1	5					
	Totals.....		19	44	7	18	20	25	9	21	30	24	65	12	19	0	6	200

TOTALFG%	1st Half: 10-25 40.0%	2nd Half: 9-19 47.4%	Game: 43.2%	DEADBALL
3-Pt. FG%	1st Half: 5-14 35.7%	2nd Half: 2-4 50.0%	Game: 38.9%	REBOUNDS
F Throw %	1st Half: 5-5 100%	2nd Half: 15-20 75.0%	Game: 80.0%	2

HOME TEAM: Oklahoma State 10-1

#	Player	tot-fg		3-pt		rebounds		pf	tp	a	to	blk	s	min				
		fg	fga	fg	fga	ft	fta								de	tot		
23	McFarlin, Ivan	f	10	14	0	0	7	7	6	6	3	27	0	1	0	33		
33	Miller, Jafael	f	0	3	0	0	1	2	1	4	5	2	1	1	0	1	30	
05	Williams, Victor	g	3	7	0	1	2	4	0	1	3	8	1	1	0	3	25	
24	Allen, Tony	g	7	14	2	4	6	1	1	2	4	22	6	3	1	34		
34	Sanders, Melvin	g	4	7	1	3	5	6	1	4	5	3	14	0	1	2	24	
25	Weatherston, J.	g	2	7	0	0	2	2	2	2	2	2	1	2	0	16		
30	Cadson, Cheyne	g	1	3	0	0	2	0	0	3	4	5	2	0	0	21		
40	Williams, Andre	g	1	1	0	0	0	0	0	3	3	1	0	1	1	0	17	
	TEAM										4	4	1					
	Totals.....		26	51	3	8	23	31	9	19	28	24	78	14	11	2	10	200

TOTALFG%	1st Half: 13-26 50.0%	2nd Half: 13-25 52.0%	Game: 51.0%	DEADBALL
3-Pt. FG%	1st Half: 2-4 50.0%	2nd Half: 1-4 25.0%	Game: 37.5%	REBOUNDS
F Throw %	1st Half: 7-7 100%	2nd Half: 16-24 66.7%	Game: 74.2%	3

Officials: Scott Thornley, Mark Whitehead, Eddie Jackson

Technical fouls: Brigham Young-None. Oklahoma State-TEAM.

Attendance: 18034

Score by Periods

1st 2nd Total

Brigham Young 30 35 65

Oklahoma State 35 43 78

First game of 2002 Touchstone Energy All-College Classic at the Ford Center in downtown Oklahoma City. No. 10 Oklahoma defeated No. 14 Michigan State, 60-58, in game two. Game one was televised on ESPN2 and game two on ESPN.

Points in the paint-BY12,OKST 20. Points off turnovers-BY10,OKST 25.

2nd chance points-BY13,OKST 13. Fast break points-BY0,OKST 0.

Bench points-BY16,OKST 6. Score tied-1 time. Lead changes-2 times.

BYU @ Weber State - Game #14

01-08-03 7:05pm at Dee Events Center - Ogden, Utah

VISITORS: Brigham Young University 10-4

#	Player	tot-fg		3-pt		rebounds		pf	tp	a	to	blk	s	min				
		fg	fga	fg	fga	ft	fta								de	tot		
02	HANSEN, Travis	f	2	3	0	0	0	0	1	2	1	0	0	2	0	10		
05	SHOFF, Jake	f	0	0	0	0	0	1	1	2	1	0	0	2	0	10		
55	ARAUJO, Rafael	c	6	14	0	0	7	10	6	3	9	4	1	2	2	29		
03	BIGELOW, Mark	g	2	12	1	5	2	2	1	5	6	1	7	1	4	1	36	
24	WOODBERRY, Kevin	g	3	12	1	2	0	1	1	4	6	3	0	2	2	26		
04	LEMES, Luiz	g	0	1	0	0	0	0	0	0	1	0	0	0	0	4		
10	NASHIF, Terry	g	1	2	0	1	1	2	0	0	1	3	0	0	1	19		
12	ROBERTS, Marc	g	2	2	0	2	2	1	2	3	5	6	2	0	2	10		
14	BOWER, Ricky	g	3	5	2	3	2	1	3	4	2	10	1	1	0	19		
15	ALLEN, John	g	0	1	0	0	4	1	2	3	4	1	0	0	0	7		
52	JENSEN, Jared	g	1	4	0	0	2	2	3	2	0	2	0	0	1	14		
	TEAM										1	1						
	Totals.....		21	55	5	18	22	31	15	23	38	30	69	7	18	4	5	200

TOTALFG%	1st Half: 7-23 30.4%	2nd Half: 14-32 43.8%	Game: 38.2%	DEADBALL
3-Pt. FG%	1st Half: 2-8 25.0%	2nd Half: 3-10 30.0%	Game: 27.8%	REBOUNDS
F Throw %	1st Half: 4-8 50.0%	2nd Half: 18-23 78.3%	Game: 71.0%	2

HOME TEAM: Weber State 10-5

#	Player	tot-fg		3-pt		rebounds		pf	tp	a	to	blk	s	min				
		fg	fga	fg	fga	ft	fta								de	tot		
02	Sparrow, Nic	f	2	3	1	2	3	4	3	3	7	12	1	5	1	26		
05	Orokojic, Slobodan	f	4	7	0	2	5	7	2	9	5	13	2	0	0	25		
33	Bachmann, Stephan	c	0	4	0	1	0	0	0	1	5	0	1	0	0	10		
03	Boyette, Jermaine	g	11	16	0	1	15	7	2	0	2	3	7	2	1	36		
22	Hamilton, John	g	2	11	1	8	3	4	0	4	1	8	1	1	0	37		
23	Barton, Brad	g	1	1	1	1	0	2	4	6	1	3	3	3	0	22		
42	Eyre, Talmadge	g	0	1	0	0	1	3	1	4	5	5	1	1	0	15		
43	Morrison, Stevie	g	0	0	0	0	0	0	0	0	0	1	0	0	0	6		
50	Danley, Pat	g	3	4	0	0	1	0	0	0	4	6	0	0	0	17		
	TEAM										1	2						
	Totals.....		23	49	2	15	27	36	10	26	36	27	75	10	13	0	3	200

TOTALFG%	1st Half: 11-27 40.7%	2nd Half: 12-22 54.5%	Game: 46.9%	DEADBALL
3-Pt. FG%	1st Half: 1-8 12.5%	2nd Half: 1-7 14.3%	Game: 13.3%	REBOUNDS
F Throw %	1st Half: 12-15 80.0%	2nd Half: 15-21 71.4%	Game: 75.0%	2

Officials: Michael Irving, Chris Rastatter, Byrne Haskins

Technical fouls: Brigham Young University-None. Weber State-None.

Attendance: 10820

Score by Periods

1st 2nd Total

Brigham Young University 20 49 69

Weber State 35 40 75

Points in the paint-BY20,WEBERST 32. Points off turnovers-BY12,WEBERST 21.

2nd chance points-BY12,WEBERST 9. Fast break points-BY4,WEBERST 10.

Bench points-BY25,WEBERST 10. Score tied-1 time. Lead changes-2 times.

BYU vs. Idaho State - Game #15

1/11/03 7:05 p.m. at Provo, UT

VISITORS: Idaho State

#	Player	tot-fg		3-pt		rebounds		pf	tp	a	to	blk	s	min				
		fg	fga	fg	fga	ft	fta								de	tot		
31	HENRY, Scott	f	4	6	0	0	2	2	1	2	3	0	10	1	2	0	25	
34	KIRKLAND, Rashad	f	2	3	0	0	0	0	1	2	3	3	4	1	0	2	33	
10	BROOKS, Alvin	g	4	8	1	3	0	0	0	0	0	2	9	3	1	0	27	
23	POOLE, Marquis	g	3	7	0	1	1	2	1	2	3	7	4	1	0	0	24	
30	SCHROEDER, David	g	4	0	3	1	2	0	0	0	0	1	2	2	0	0	28	
03	JACKSON, Dion	g	1	0	0	0	2	2	0	2	2	0	2	4	1	0	9	
05	LEWIS, Arzelle	g	3	6	2	4	0	0	0	0	0	1	8	0	0	0	13	
15	DUNHAM, Bruce	g	0	0	0	0	0	0	0	0	0	0	2	0	0	0	7	
32	BROWN, Jeremy	g	5	13	2	5	1	4	2	1	3	2	13	0	2	0	15	
42	SMITH, Jesse	g	1	2	0	0	0	0	1	1	1	2	0	1	0	0	10	
44	MUNYAGI, Ray	g	1	3	0	0	1	0	2	2	3	2	0	1	0	1	13	
	TEAM										3	3						
	Totals.....		23	53	5	16	7	13	18	11	19	15	58	16	12	0	9	200

TOTALFG%	1st Half: 10-28 35.7%	2nd Half: 13-25 52.0%	Game: 43.4%	DEADBALL
3-Pt. FG%	1st Half: 2-9 22.2%			

BYU vs. New Mexico – Game #19 (MWC Game #4)

02/01/03 1:00 PM at Brigham Young University
VISITORS: University of New Mexico 7-11,1-4

#	Player	tot-fg		3-pt		rebounds		pf	tp	a	to	blk	s	min				
		fg	fga	fg	fga	ft	fta								of	de	tot	
13	CHIOTTI, David	f	0	0	0	0	0	0	4	3	0	2	1	0	23			
00	WALTERS, Mark	g	4	9	1	3	0	1	2	1	3	4	9	1	4	0	2	33
00	DOUGLAS, Ruben	g	9	20	7	12	14	17	0	7	7	1	39	2	2	1	0	38
11	TINDALL, Javin	g	3	8	2	6	0	1	0	0	0	2	8	2	2	0	0	34
12	ASHCRAFT, Ryan	g	1	5	1	4	0	0	1	4	5	3	3	2	2	0	0	33
01	BELL, Chad	g	0	1	0	0	0	0	0	0	0	1	0	0	1	1	0	9
22	HART, Jeff	g	1	1	1	1	0	0	0	0	0	1	3	0	1	0	0	12
24	WILLIAMS, Jamaal	f	0	3	0	0	0	0	0	0	0	1	0	0	0	0	0	17
34	MONETTE, Mikal	g	1	1	0	0	0	0	1	1	0	2	0	0	0	0	0	3
42	McCOWAN, Michael	g	0	0	0	0	0	0	2	2	1	0	0	0	0	0	0	8
TEAM																		
Totals			19	48	12	26	14	19	7	19	26	17	64	7	14	3	200	

TOTALFG%	1st Half: 10-24 41.7%	2nd Half: 9-24 37.5%	Game: 39.6%	DEADBALL
3-Pt. FG%	1st Half: 6-13 46.2%	2nd Half: 6-13 46.2%	Game: 46.2%	REBOUNDS
F Throw %	1st Half: 5-9 55.6%	2nd Half: 9-10 90.0%	Game: 73.7%	0

HOME TEAM: BRIGHAM YOUNG Cougars 14-5,3-1

#	Player	tot-fg		3-pt		rebounds		pf	tp	a	to	blk	s	min			
		fg	fga	fg	fga	ft	fta								of	de	tot
03	BIGELOW, Mark	f	7	14	4	8	0	0	1	4	5	3	18	4	2	0	31
52	JENSEN, Jared	f	5	8	0	0	5	2	3	5	1	15	1	1	1	0	26
55	ARAUJO, Rafael	c	1	6	0	0	1	2	1	5	6	1	3	2	2	0	19
02	HANSEN, Travis	g	7	11	2	3	4	3	2	5	3	19	3	3	0	1	29
10	NASHIF, Terry	g	0	1	0	0	0	1	2	3	1	0	3	1	0	1	14
04	LEMES, Luiz	g	1	3	0	1	1	1	0	1	1	2	3	1	0	0	11
05	SHOFF, Jake	g	0	0	0	0	0	0	0	0	0	0	0	0	0	0	1
12	ROBERTS, Marc	g	0	1	0	0	2	2	1	2	3	3	2	1	1	0	12
14	BOWER, Ricky	g	4	7	4	7	2	2	0	2	2	14	3	1	0	0	27
15	ALLEN, John	g	0	1	0	0	0	0	2	2	0	0	0	0	0	0	3
24	WOODBERRY, Kevin	g	2	3	1	2	1	0	4	4	1	6	2	1	0	1	26
32	JEPSEN, Bart	g	0	0	0	0	0	0	0	0	0	0	0	0	0	0	1
TEAM																	
Totals			27	55	11	21	15	17	11	27	38	17	80	20	12	1	200

TOTALFG%	1st Half: 14-26 53.8%	2nd Half: 13-29 44.8%	Game: 49.1%	DEADBALL
3-Pt. FG%	1st Half: 6-12 50.0%	2nd Half: 5-9 55.6%	Game: 52.4%	REBOUNDS
F Throw %	1st Half: 5-5 100%	2nd Half: 10-12 83.3%	Game: 88.2%	0

Officials: Lonnie Dixon, Mike Giarrantano, Ron Zetcher
Technical fouls: University of New Mexico-None. BRIGHAM YOUNG Cougars-None.
Attendance: 10914
Score by Periods
Univeristy of New Mexico 31 33 64
BRIGHAM YOUNG Cougars 39 41 80

Points in the paint-NM 6,BY30. Points off turnovers-NM 14,BY21.
2nd chance points-NM 8,BY14. Fast break points-NM 2,BY6.
Bench points-NM 5,BY25. Score tied-3 times. Lead changes-11 times.

BYU vs. Air Force – Game #20 (MWC Game #5)

02/03/03 8:30 pm at Brigham Young University
VISITORS: Air Force Academy 10-9,1-5

#	Player	tot-fg		3-pt		rebounds		pf	tp	a	to	blk	s	min			
		fg	fga	fg	fga	ft	fta								of	de	tot
33	GERLACH, Joel	f	1	6	2	3	0	2	0	0	2	3	1	1	1	17	
32	BELLAIRS, Tom	c	1	5	0	3	2	2	0	2	4	1	1	1	1	21	
10	KUHLE, AJ	g	0	6	0	3	0	0	0	1	1	3	0	2	0	26	
11	KELLER, Tim	g	3	10	3	7	0	0	0	1	1	3	9	1	3	0	34
22	JENKINS, Vernard	g	0	2	0	2	0	0	0	1	1	1	0	0	1	0	29
14	JENKINS, Marcus	g	0	0	0	0	1	2	0	0	0	0	0	0	0	0	0
15	HOOD, Antoine	g	3	7	0	4	3	2	5	7	3	9	1	2	0	1	17
35	HOLUM, Marc	g	0	2	0	2	0	1	0	0	0	0	0	0	0	0	11
40	PETERSON, David	g	0	2	0	2	0	0	0	0	0	4	0	0	1	0	15
42	BUCHANAN, Caleb	g	0	1	0	0	0	0	0	2	2	0	0	0	0	0	4
45	WELCH, Nick	g	3	10	1	6	0	0	1	1	2	3	7	0	0	2	26
TEAM																	
Totals			11	51	5	33	6	10	6	15	21	22	33	7	9	2	200

TOTALFG%	1st Half: 4-20 20.0%	2nd Half: 7-31 22.6%	Game: 21.6%	DEADBALL
3-Pt. FG%	1st Half: 2-15 13.3%	2nd Half: 3-18 16.7%	Game: 15.2%	REBOUNDS
F Throw %	1st Half: 0-3 0.0%	2nd Half: 6-7 85.7%	Game: 60.0%	0

HOME TEAM: BRIGHAM YOUNG Cougars 15-5, 4-1

#	Player	tot-fg		3-pt		rebounds		pf	tp	a	to	blk	s	min			
		fg	fga	fg	fga	ft	fta								of	de	tot
03	BIGELOW, Mark	f	2	6	2	3	0	2	5	7	0	6	2	2	0	2	30
55	ARAUJO, Rafael	c	4	9	0	0	1	4	3	9	12	2	9	0	2	1	18
02	HANSEN, Travis	g	6	8	2	2	2	3	1	4	5	2	16	1	3	1	23
10	NASHIF, Terry	g	0	0	0	0	0	0	0	3	3	1	0	4	0	0	17
14	BOWER, Ricky	g	2	4	1	2	0	0	1	4	5	1	5	3	0	0	25
04	LEMES, Luiz	g	2	4	1	1	2	2	0	1	1	0	7	1	0	1	15
05	SHOFF, Jake	g	1	2	0	1	1	2	2	1	3	1	3	0	1	0	8
12	ROBERTS, Marc	g	1	2	0	0	4	6	1	2	3	2	6	0	1	0	12
15	ALLEN, John	g	1	4	1	3	0	0	0	3	3	0	3	0	0	0	9
24	WOODBERRY, Kevin	g	1	3	1	2	1	2	0	6	0	4	3	1	0	0	17
32	JEPSEN, Bart	g	1	1	0	0	0	0	1	0	1	2	0	1	0	0	6
40	HOWARD, Dan	g	0	1	0	0	0	0	0	0	1	0	0	1	0	0	8
52	JENSEN, Jared	g	0	1	0	0	4	4	0	0	0	4	4	0	1	0	12
TEAM																	
Totals			21	45	8	14	15	23	17	38	55	15	65	16	16	3	200

TOTALFG%	1st Half: 11-24 45.8%	2nd Half: 10-21 47.6%	Game: 46.7%	DEADBALL
3-Pt. FG%	1st Half: 5-7 71.4%	2nd Half: 3-7 42.9%	Game: 57.1%	REBOUNDS
F Throw %	1st Half: 3-6 50.0%	2nd Half: 12-17 70.6%	Game: 65.2%	0

Officials: David Hall, Dan Chrisman, Bill Kennedy
Technical fouls: Air Force Academy-None. BRIGHAM YOUNG Cougars-None.
Attendance: 10180
Score by Periods
Air Force Academy 10 23 33
BRIGHAM YOUNG Cougars 30 35 65

Points in the paint-AF 10,BY16. Points off turnovers-AF 10,BY7.
2nd chance points-AF 4,BY14. Fast break points-AF 2,BY0.
Bench points-AF 17,BY29. Score tied-0 times. Lead changes-1 time.

BYU @ Wyoming – Game #21 (MWC Game #6)

2-8-03 1:07 pm at Arena Auditorium, Laramie, Wyoming
VISITORS: Brigham Young 16-5 (5-1 MWC)

#	Player	tot-fg		3-pt		rebounds		pf	tp	a	to	blk	s	min				
		fg	fga	fg	fga	ft	fta								of	de	tot	
03	BIGELOW, Mark	f	7	13	3	4	6	6	1	1	2	2	23	2	0	0	35	
52	JENSEN, Jared	f	3	7	0	0	4	6	2	1	3	5	10	0	0	1	20	
55	ARAUJO, Rafael	c	8	11	1	1	0	0	2	5	7	4	17	0	3	0	1	24
02	HANSEN, Travis	g	6	19	1	5	2	2	1	1	2	3	15	1	4	1	35	
24	WOODBERRY, Keving	g	0	2	0	1	0	0	2	4	6	1	0	3	3	0	5	27
05	SHOFF, Jake	g	2	2	0	0	0	2	3	7	10	3	4	0	1	0	0	27
10	NASHIF, Terry	g	0	1	0	0	0	0	0	0	0	0	1	0	4	0	0	13
14	BOWER, Ricky	g	1	5	1	3	0	0	0	0	0	1	3	0	0	0	10	
32	JEPSEN, Bart	g	1	2	0	0	0	0	0	1	1	2	2	0	0	0	0	9
TEAM																		
Totals			28	62	6	14	12	16	15	22	37	22	74	10	11	1	8	200

TOTALFG%	1st Half: 13-33 39.4%	2nd Half: 15-29 51.7%	Game: 45.2%	DEADBALL
3-Pt. FG%	1st Half: 5-11 45.5%	2nd Half: 1-3 33.3%	Game: 42.9%	REBOUNDS
F Throw %	1st Half: 4-6 66.7%	2nd Half: 8-10 80.0%	Game: 75.0%	2

HOME TEAM: Wyoming 16-5 (4-2 MWC)

#	Player	tot-fg		3-pt		rebounds		pf	tp	a	to	blk	s	min				
		fg	fga	fg	fga	ft	fta								of	de	tot	
20	ROTTINGHAUS, D.	f	2	3	1	2	0	0	1	1	2	3	5	3	0	0	24	
25	RIES, Joe	f	0	5	0	0	3	4	0	2	2	0	3	0	1	0	15	
05	NSCWU-AMADI	c	7	8	0	0	6	6	4	8	12	2	20	1	0	1	0	37
01	RICHARDSON, D.	g	4	13	3	7	8	8	0	1	1	3	19	2	6	0	1	39
03	STRAIGHT, Jay	g	2	10	1	2	3	5	1	4	5	2	8	5	3	0	2	38
13	DUNN, Alex	g	1	3	0	0	0	2	4	1	5	3	2	0	1	1	0	22
23	ADAMS, David	g	2	5	1	3	4	5	0	1	1	2	9	0	1	0	1	16
24	MC																	

2002-03 BYU MEN'S BASKETBALL
BYU Cougars Season Box Score (as of Feb 08, 2003)
All games

RECORD:	OVERALL	HOME	AWAY	NEUTRAL
ALL GAMES.....	(16-5)	(10-1)	(3-3)	(3-1)
CONFERENCE.....	(5-1)	(3-1)	(2-0)	(0-0)
NON-CONFERENCE.....	(11-4)	(7-0)	(1-3)	(3-1)

##	Player	GP-GS	Min--Avg	---TOTAL---		---3-PTS---		---FT-FTA---		----REBOUNDS----				PF	FO	A	TO	Blk	Stl	Pts	Avg
				FG-FGA	Pct	3FG-FGA	Pct	FT-FTA	Pct	Off	Def	Tot	Avg								
02	HANSEN, Travis.....	21-21	634 30.2	104-223	.466	23-59	.390	103-131	.786	38	64	102	4.9	64	4	55	64	13	18	334	15.9
	Conference-Only..	6-6	187 31.2	33-68	.485	8-15	.533	31-37	.838	13	21	34	5.7	19	0	14	18	5	8	105	17.5
03	BIGELOW, Mark.....	21-21	654 31.1	93-205	.454	48-99	.485	53-67	.791	14	65	79	3.8	46	1	46	38	9	20	287	13.7
	Conference-Only..	6-6	205 34.2	35-73	.479	21-39	.538	14-15	.933	5	21	26	4.3	13	1	13	7	1	10	105	17.5
55	ARAUJO, Rafael.....	21-21	500 23.8	102-178	.573	1-6	.167	45-75	.600	58	130	188	9.0	78	3	22	64	12	28	250	11.9
	Conference-Only..	6-6	144 24.0	33-60	.550	1-3	.333	11-22	.500	17	37	54	9.0	20	1	6	18	2	8	78	13.0
52	JENSEN, Jared.....	21-18	463 22.0	55-97	.567	0-0	.000	65-81	.802	23	49	72	3.4	65	5	9	24	7	5	175	8.3
	Conference-Only..	6-5	122 20.3	14-30	.467	0-0	.000	25-29	.862	7	8	15	2.5	21	2	4	7	1	1	53	8.8
14	BOWER, Ricky.....	21-2	428 20.4	37-81	.457	24-52	.462	43-48	.896	6	33	39	1.9	35	0	38	23	2	12	141	6.7
	Conference-Only..	6-1	134 22.3	12-27	.444	9-19	.474	9-10	.900	2	9	11	1.8	8	0	12	5	0	0	42	7.0
24	WOODBERRY, Kevin...	21-15	479 22.8	33-98	.337	19-65	.292	26-47	.553	5	40	45	2.1	34	0	48	34	5	29	111	5.3
	Conference-Only..	6-5	112 18.7	5-14	.357	3-8	.375	7-10	.700	2	15	17	2.8	8	0	12	5	0	8	20	3.3
12	ROBERTS, Marc.....	5-0	48 9.6	3-8	.375	0-2	.000	11-14	.786	3	6	9	1.8	13	1	3	8	0	2	17	3.4
	Conference-Only..	3-0	24 8.0	1-3	.333	0-0	.000	6-8	.750	2	4	6	2.0	5	0	1	2	0	1	8	2.7
15	ALLEN, John.....	19-0	171 9.0	17-37	.459	8-14	.571	19-20	.950	5	23	28	1.5	34	0	9	8	0	2	61	3.2
	Conference-Only..	4-0	20 5.0	1-5	.200	1-3	.333	3-4	.750	0	5	5	1.3	2	0	0	1	0	0	6	1.5
05	SHOFF, Jake.....	19-1	178 9.4	18-29	.621	0-1	.000	15-24	.625	18	27	45	2.4	24	0	6	12	0	5	51	2.7
	Conference-Only..	6-0	61 10.2	5-8	.625	0-1	.000	5-9	.556	6	10	16	2.7	9	0	1	3	0	1	15	2.5
10	NASHIF, Terry.....	21-6	319 15.2	16-45	.356	8-18	.444	14-20	.700	4	32	36	1.7	31	0	47	14	3	14	54	2.6
	Conference-Only..	6-5	126 21.0	4-14	.286	3-4	.750	2-5	.400	2	12	14	2.3	13	0	23	6	2	2	13	2.2
04	LEMES, Luiz.....	17-0	139 8.2	10-25	.400	6-13	.462	3-5	.600	1	12	13	0.8	8	0	10	5	2	2	29	1.7
	Conference-Only..	4-0	32 8.0	3-7	.429	1-2	.500	3-3	1.000	0	2	2	0.5	3	0	3	0	1	0	10	2.5
40	HOWARD, Dan.....	17-0	121 7.1	9-20	.450	0-0	.000	5-10	.500	5	7	12	0.7	19	0	2	10	6	1	23	1.4
	Conference-Only..	3-0	17 5.7	0-1	.000	0-0	.000	0-0	.000	0	0	0	0.0	1	0	0	3	1	0	0	0.0
32	JEPSEN, Bart.....	14-0	66 4.7	8-16	.500	1-2	.500	1-2	.500	4	9	13	0.9	9	0	0	4	1	2	18	1.3
	Conference-Only..	3-0	16 5.3	2-3	.667	0-0	.000	0-0	.000	1	1	2	0.7	3	0	0	1	0	0	4	1.3
	TEAM.....									43	37	80	3.8	1			2				
	Conference-Only..									18	6	24	4.0	0			0				

	Total.....	21	4200	505-1062	.476	138-331	.417	403-544	.741	227	534	761	36.2	461	14	295	310	60	140	1551	73.9
	Conference-Only..	6	1200	148-313	.473	47-94	.500	116-152	.763	75	151	226	37.7	125	4	89	76	13	39	459	76.5

	Opponents.....	21	4200	442-1109	.399	104-353	.295	351-494	.711	231	425	656	31.2	468	-	216	308	50	124	1339	63.8
	Conference-Only..	6	1200	120-303	.396	43-124	.347	105-137	.766	61	120	181	30.2	132	2	61	81	17	31	388	64.7

SCORE BY PERIODS:	1st	2nd	Total
-----	-----	-----	-----
BYU Cougars.....	713	838	- 1551
Opponents.....	645	694	- 1339

DEADBALL REBOUNDS:	OFF	DEF	TOTAL
-----	-----	-----	-----
BYU Cougars.....	41	8	49
Opponents.....	37	5	42

2002-03 BYU MEN'S BASKETBALL
 BYU Cougars Category Leaders (as of Feb 08, 2003)
 All games

FG PERCENTAGE	FG	ATT	Pct
SHOFF, Jake.....	18	29	.621
ARAUJO, Rafael.....	102	178	.573
JENSEN, Jared.....	55	97	.567
JEPSEN, Bart.....	8	16	.500
HANSEN, Travis.....	104	223	.466
ALLEN, John.....	17	37	.459
BOWER, Ricky.....	37	81	.457
BIGELOW, Mark.....	93	205	.454
HOWARD, Dan.....	9	20	.450
LEMES, Luiz.....	10	25	.400
ROBERTS, Marc.....	3	8	.375
NASHIF, Terry.....	16	45	.356

3-POINT PERCENTAGE	3FG	ATT	Pct
ALLEN, John.....	8	14	.571
JEPSEN, Bart.....	1	2	.500
BIGELOW, Mark.....	48	99	.485
BOWER, Ricky.....	24	52	.462
LEMES, Luiz.....	6	13	.462
NASHIF, Terry.....	8	18	.444
HANSEN, Travis.....	23	59	.390
WOODBERRY, Kevin....	19	65	.292
ARAUJO, Rafael.....	1	6	.167
ROBERTS, Marc.....	0	2	.000
SHOFF, Jake.....	0	1	.000

FT PERCENTAGE	FT	ATT	Pct
ALLEN, John.....	19	20	.950
BOWER, Ricky.....	43	48	.896
JENSEN, Jared.....	65	81	.802
BIGELOW, Mark.....	53	67	.791
HANSEN, Travis.....	103	131	.786
ROBERTS, Marc.....	11	14	.786
NASHIF, Terry.....	14	20	.700
SHOFF, Jake.....	15	24	.625
ARAUJO, Rafael.....	45	75	.600
LEMES, Luiz.....	3	5	.600
WOODBERRY, Kevin....	26	47	.553
HOWARD, Dan.....	5	10	.500
JEPSEN, Bart.....	1	2	.500

POINTS	G	Pts	Pts/G
HANSEN, Travis.....	21	334	15.9
BIGELOW, Mark.....	21	287	13.7
ARAUJO, Rafael.....	21	250	11.9
JENSEN, Jared.....	21	175	8.3
BOWER, Ricky.....	21	141	6.7
WOODBERRY, Kevin....	21	111	5.3
ALLEN, John.....	19	61	3.2
NASHIF, Terry.....	21	54	2.6
SHOFF, Jake.....	19	51	2.7
LEMES, Luiz.....	17	29	1.7
HOWARD, Dan.....	17	23	1.4
JEPSEN, Bart.....	14	18	1.3

FIELD GOAL ATTEMPTS	G	Att	Att/G
HANSEN, Travis.....	21	223	10.6
BIGELOW, Mark.....	21	205	9.8
ARAUJO, Rafael.....	21	178	8.5
WOODBERRY, Kevin....	21	98	4.7
JENSEN, Jared.....	21	97	4.6

FIELD GOALS MADE	G	Made	Made/G
HANSEN, Travis.....	21	104	5.0
ARAUJO, Rafael.....	21	102	4.9
BIGELOW, Mark.....	21	93	4.4
JENSEN, Jared.....	21	55	2.6
BOWER, Ricky.....	21	37	1.8

3-POINT FG ATTEMPTS	G	Att	Att/G
BIGELOW, Mark.....	21	99	4.7
WOODBERRY, Kevin....	21	65	3.1
HANSEN, Travis.....	21	59	2.8
BOWER, Ricky.....	21	52	2.5
NASHIF, Terry.....	21	18	0.9

3-POINT FGS MADE	G	Made	Made/G
BIGELOW, Mark.....	21	48	2.3
BOWER, Ricky.....	21	24	1.1
HANSEN, Travis.....	21	23	1.1
WOODBERRY, Kevin....	21	19	0.9
ALLEN, John.....	19	8	0.4
NASHIF, Terry.....	21	8	0.4

FREE THROW ATTEMPTS	G	Att	Att/G
HANSEN, Travis.....	21	131	6.2
JENSEN, Jared.....	21	81	3.9
ARAUJO, Rafael.....	21	75	3.6
BIGELOW, Mark.....	21	67	3.2
BOWER, Ricky.....	21	48	2.3

FREE THROWS MADE	G	Made	Made/G
HANSEN, Travis.....	21	103	4.9
ARAUJO, Rafael.....	21	45	2.1
BIGELOW, Mark.....	21	53	2.5
JENSEN, Jared.....	21	65	3.1
BOWER, Ricky.....	21	43	2.0

POINTS AVERAGE	G	Pts	Avg/G
HANSEN, Travis.....	21	334	15.9
BIGELOW, Mark.....	21	287	13.7
ARAUJO, Rafael.....	21	250	11.9
JENSEN, Jared.....	21	175	8.3
BOWER, Ricky.....	21	141	6.7
WOODBERRY, Kevin....	21	111	5.3
ROBERTS, Marc.....	5	17	3.4
ALLEN, John.....	19	61	3.2
SHOFF, Jake.....	19	51	2.7
NASHIF, Terry.....	21	54	2.6
LEMES, Luiz.....	17	29	1.7
HOWARD, Dan.....	17	23	1.4

2002-03 BYU MEN'S BASKETBALL
 BYU Cougars Category Leaders (as of Feb 08, 2003)
 All games

REBOUNDS	G	Reb	Reb/G
ARAUJO, Rafael.....	21	188	9.0
HANSEN, Travis.....	21	102	4.9
BIGELOW, Mark.....	21	79	3.8
JENSEN, Jared.....	21	72	3.4
WOODBERRY, Kevin....	21	45	2.1
SHOFF, Jake.....	19	45	2.4

REBOUND AVERAGE	G	Reb	Avg/G
ARAUJO, Rafael.....	21	188	9.0
HANSEN, Travis.....	21	102	4.9
BIGELOW, Mark.....	21	79	3.8
JENSEN, Jared.....	21	72	3.4
SHOFF, Jake.....	19	45	2.4

OFFENSIVE REBOUNDS	G	No.	Avg/G
ARAUJO, Rafael.....	21	58	2.8
HANSEN, Travis.....	21	38	1.8
JENSEN, Jared.....	21	23	1.1
SHOFF, Jake.....	19	18	0.9
BIGELOW, Mark.....	21	14	0.7

DEFENSIVE REBOUNDS	G	No.	Avg/G
ARAUJO, Rafael.....	21	130	6.2
BIGELOW, Mark.....	21	65	3.1
HANSEN, Travis.....	21	64	3.0
JENSEN, Jared.....	21	49	2.3
WOODBERRY, Kevin....	21	40	1.9

FOULS	G	No.	Per/G
ARAUJO, Rafael.....	21	78	3.7
JENSEN, Jared.....	21	65	3.1
HANSEN, Travis.....	21	64	3.0
BIGELOW, Mark.....	21	46	2.2
BOWER, Ricky.....	21	35	1.7

FOULOUTS	G	No.
JENSEN, Jared.....	21	5
HANSEN, Travis.....	21	4
ARAUJO, Rafael.....	21	3
ROBERTS, Marc.....	5	1
BIGELOW, Mark.....	21	1

ASSISTS	G	No.	A/G
HANSEN, Travis.....	21	55	2.6
WOODBERRY, Kevin....	21	48	2.3
NASHIF, Terry.....	21	47	2.2
BIGELOW, Mark.....	21	46	2.2
BOWER, Ricky.....	21	38	1.8

STEALS	G	No.	S/G
WOODBERRY, Kevin....	21	29	1.4
ARAUJO, Rafael.....	21	28	1.3
BIGELOW, Mark.....	21	20	1.0
HANSEN, Travis.....	21	18	0.9
NASHIF, Terry.....	21	14	0.7

BLOCKED SHOTS	G	No.	Blk/G
HANSEN, Travis.....	21	13	0.6
ARAUJO, Rafael.....	21	12	0.6
BIGELOW, Mark.....	21	9	0.4
JENSEN, Jared.....	21	7	0.3
HOWARD, Dan.....	17	6	0.4

MINUTES	G	No.	Min/G
BIGELOW, Mark.....	21	654	31.1
HANSEN, Travis.....	21	634	30.2
ARAUJO, Rafael.....	21	500	23.8
WOODBERRY, Kevin....	21	479	22.8
JENSEN, Jared.....	21	463	22.0

TURNOVERS	G	No.	TO/G
ARAUJO, Rafael.....	21	64	3.0
HANSEN, Travis.....	21	64	3.0
BIGELOW, Mark.....	21	38	1.8
WOODBERRY, Kevin....	21	34	1.6
JENSEN, Jared.....	21	24	1.1

2002-03 BYU MEN'S BASKETBALL
BYU Cougars Overall/Conference Statistics (as of Feb 08, 2003)
All games

SUMMARY	OVERALL STATISTICS										CONFERENCE STATISTICS									
	GP-GS	Min/G	FG%	3PT%	FT%	R/G	A/G	STL	BLK	PTS/G	GP-GS	Min/G	FG%	3PT%	FT%	R/G	A/G	STL	BLK	PTS/G
HANSEN, Travis.....	21-21	30.2	.466	.390	.786	4.9	2.6	18	13	15.9	6-6	31.2	.485	.533	.838	5.7	2.3	8	5	17.5
BIGELOW, Mark.....	21-21	31.1	.454	.485	.791	3.8	2.2	20	9	13.7	6-6	34.2	.479	.538	.933	4.3	2.2	10	1	17.5
ARAUJO, Rafael.....	21-21	23.8	.573	.167	.600	9.0	1.0	28	12	11.9	6-6	24.0	.550	.333	.500	9.0	1.0	8	2	13.0
JENSEN, Jared.....	21-18	22.0	.567	.000	.802	3.4	0.4	5	7	8.3	6-5	20.3	.467	.000	.862	2.5	0.7	1	1	8.8
BOWER, Ricky.....	21-2	20.4	.457	.462	.896	1.9	1.8	12	2	6.7	6-1	22.3	.444	.474	.900	1.8	2.0	0	0	7.0
WOODBERRY, Kevin....	21-15	22.8	.337	.292	.553	2.1	2.3	29	5	5.3	6-1	18.7	.357	.375	.700	2.8	2.0	8	0	3.3
ROBERTS, Marc.....	5-0	9.6	.375	.000	.786	1.8	0.6	2	0	3.4	3-0	8.0	.333	.000	.750	2.0	0.3	1	0	2.7
ALLEN, John.....	19-0	9.0	.459	.571	.950	1.5	0.5	2	0	3.2	4-0	5.0	.200	.333	.750	1.3	0.0	0	0	1.5
SHOFF, Jake.....	19-1	9.4	.621	.000	.625	2.4	0.3	5	0	2.7	6-0	10.2	.625	.000	.556	2.7	0.2	1	0	2.5
NASHIF, Terry.....	21-6	15.2	.356	.444	.700	1.7	2.2	14	3	2.6	6-5	21.0	.286	.750	.400	2.3	3.8	2	2	2.2
LEMES, Luiz.....	17-0	8.2	.400	.462	.600	0.8	0.6	2	2	1.7	4-0	8.0	.429	.500	1.000	0.5	0.8	0	1	2.5
HOWARD, Dan.....	17-0	7.1	.450	.000	.500	0.7	0.1	1	6	1.4	3-0	5.7	.000	.000	.000	0.0	0.0	0	1	0.0
JEPSEN, Bart.....	14-0	4.7	.500	.500	.500	0.9	0.0	2	1	1.3	3-0	5.3	.667	.000	.000	0.7	0.0	0	0	1.3
Total.....	21		.476	.417	.741	36.2	14.0	140	60	73.9	6		.473	.500	.763	37.7	14.8	39	13	76.5
Opponents.....	21		.399	.295	.711	31.2	10.3	124	50	63.8	6		.396	.347	.766	30.2	10.2	31	17	64.7

SCORING	OVERALL STATISTICS								CONFERENCE STATISTICS							
	FG-FGA	FG%	3FG-FGA	3PT%	FT-FTA	FT%	PTS	PTS/G	FG-FGA	FG%	3FG-FGA	3PT%	FT-FTA	FT%	PTS	PTS/G
HANSEN, Travis.....	104-223	.466	23-59	.390	103-131	.786	334	15.9	33-68	.485	8-15	.533	31-37	.838	105	17.5
BIGELOW, Mark.....	93-205	.454	48-99	.485	53-67	.791	287	13.7	35-73	.479	21-39	.538	14-15	.933	105	17.5
ARAUJO, Rafael.....	102-178	.573	1-6	.167	45-75	.600	250	11.9	33-60	.550	1-3	.333	11-22	.500	78	13.0
JENSEN, Jared.....	55-97	.567	0-0	.000	65-81	.802	175	8.3	14-30	.467	0-0	.000	25-29	.862	53	8.8
BOWER, Ricky.....	37-81	.457	24-52	.462	43-48	.896	141	6.7	12-27	.444	9-19	.474	9-10	.900	42	7.0
WOODBERRY, Kevin....	33-98	.337	19-65	.292	26-47	.553	111	5.3	5-14	.357	3-8	.375	7-10	.700	20	3.3
ROBERTS, Marc.....	3-8	.375	0-2	.000	11-14	.786	17	3.4	1-3	.333	0-0	.000	6-8	.750	8	2.7
ALLEN, John.....	17-37	.459	8-14	.571	19-20	.950	61	3.2	1-5	.200	1-3	.333	3-4	.750	6	1.5
SHOFF, Jake.....	18-29	.621	0-1	.000	15-24	.625	51	2.7	5-8	.625	0-1	.000	5-9	.556	15	2.5
NASHIF, Terry.....	16-45	.356	8-18	.444	14-20	.700	54	2.6	4-14	.286	3-4	.750	2-5	.400	13	2.2
LEMES, Luiz.....	10-25	.400	6-13	.462	3-5	.600	29	1.7	3-7	.429	1-2	.500	3-3	1.000	10	2.5
HOWARD, Dan.....	9-20	.450	0-0	.000	5-10	.500	23	1.4	0-1	.000	0-0	.000	0-0	.000	0	0.0
JEPSEN, Bart.....	8-16	.500	1-2	.500	1-2	.500	18	1.3	2-3	.667	0-0	.000	0-0	.000	4	1.3
Total.....	505-1062	.476	138-331	.417	403-544	.741	1551	73.9	148-313	.473	47-94	.500	116-152	.763	459	76.5
Opponents.....	442-1109	.399	104-353	.295	351-494	.711	1339	63.8	120-303	.396	43-124	.347	105-137	.766	388	64.7

TOTALS	OVERALL STATISTICS											CONFERENCE STATISTICS										
	O-REB	D-REB	TOTAL	PF	FO	A	TO	A/TO	Hi	Pts	O-REB	D-REB	TOTAL	PF	FO	A	TO	A/TO	Hi	Pts		
HANSEN, Travis.....	38	64	102	64	4	55	64	0.9	23	23	13	21	34	19	0	14	18	0.8	21	21		
BIGELOW, Mark.....	14	65	79	46	1	46	38	1.2	23	23	5	21	26	13	1	13	7	1.9	23	23		
ARAUJO, Rafael.....	58	130	188	78	3	22	64	0.3	24	24	17	37	54	20	1	6	18	0.3	22	22		
JENSEN, Jared.....	23	49	72	65	5	9	24	0.4	18	18	7	8	15	21	2	4	7	0.6	15	15		
BOWER, Ricky.....	6	33	39	35	0	38	23	1.7	14	14	2	9	11	8	0	12	5	2.4	14	14		
WOODBERRY, Kevin....	5	40	45	34	0	48	34	1.4	12	12	2	15	17	8	0	12	5	2.4	8	8		
ROBERTS, Marc.....	3	6	9	13	1	3	8	0.4	6	6	2	4	6	5	0	1	2	0.5	6	6		
ALLEN, John.....	5	23	28	34	0	9	8	1.1	8	8	0	5	5	2	0	0	1	0.0	3	3		
SHOFF, Jake.....	18	27	45	24	0	6	12	0.5	15	15	6	10	16	9	0	1	3	0.3	4	4		
NASHIF, Terry.....	4	32	36	31	0	47	14	3.4	11	11	2	12	14	13	0	23	6	3.8	11	11		
LEMES, Luiz.....	1	12	13	8	0	10	5	2.0	7	7	0	2	2	3	0	3	0	0.0	7	7		
HOWARD, Dan.....	5	7	12	19	0	2	10	0.2	11	11	0	0	0	1	0	3	0.0	0	0	0		
JEPSEN, Bart.....	4	9	13	9	0	0	4	0.0	7	7	1	1	2	3	0	0	1	0.0	2	2		
Total.....	227	534	761	461	14	295	310	1.0	95	95	75	151	226	125	4	89	76	1.2	85	85		
Opponents.....	231	425	656	468	-	216	308	0.7	84	84	61	120	181	132	2	61	81	0.8	79	79		

2002-03 BYU MEN'S BASKETBALL
 BYU Cougars Team Game-by-Game (as of Feb 08, 2003)
 All games

TEAM STATISTICS

Opponent	Date	Score	W/L	---TOTAL---		--3-PTRS--		FT-FTA		----REBOUNDS----				PF	A	TO	Blk	Stl	Pts	---Avg	
				FG-FGA	Pct	3FG-FGA	Pct	Pct	Pct	Off	Def	Tot	Avg								
vs Toledo	11/22/02	71-56	W	21-49	.429	8-13	.615	21-27	.778	10	25	35	35.0	25	12	17	1	6	71	71.0	
vs Kansas State	11/23/02	73-64	W	21-44	.477	7-13	.538	24-34	.706	7	25	32	33.5	26	13	13	5	5	73	72.0	
vs St. Bonaventure	11/25/02	66-57	W	20-50	.400	4-15	.267	22-27	.815	13	33	46	37.7	23	9	18	5	6	66	70.0	
RICE	11/30/02	95-56	W	33-53	.623	7-13	.538	22-27	.815	8	27	35	37.0	19	17	14	3	12	95	76.2	
at Arizona State	12-04-02	64-60	W	23-45	.511	1-7	.143	17-24	.708	8	29	37	37.0	22	16	21	5	7	64	73.8	
at Creighton	12-07-02	64-74	L	23-50	.460	7-17	.412	11-13	.846	7	27	34	36.5	21	11	23	4	6	64	72.2	
SAN DIEGO	12/11/02	64-49	W	25-55	.455	3-12	.250	11-20	.550	14	21	35	36.3	17	13	14	4	11	64	71.0	
UTAH STATE UNIVERSITY	12/14/02	66-56	W	19-42	.452	7-19	.368	21-29	.724	7	21	28	35.2	19	13	11	3	3	66	70.4	
UC SANTA BARBARA	12/21/02	69-56	W	20-42	.476	6-20	.300	23-27	.852	4	25	29	34.6	21	14	13	5	3	69	70.2	
at Univ. of San Franc	12/23/02	72-84	L	23-63	.365	3-17	.176	23-35	.657	17	23	40	35.1	28	10	12	1	10	72	70.4	
SOUTHERN UTAH UNIVERS	12/28/02	93-60	W	29-50	.580	14-24	.583	21-29	.724	8	25	33	34.9	22	25	10	1	7	93	72.5	
PEPPERDINE	01/02/03	84-68	W	32-59	.542	3-15	.200	17-26	.654	9	31	40	35.3	25	21	12	3	6	84	73.4	
vs Oklahoma State	01-04-03	65-78	L	19-44	.432	7-18	.389	20-25	.800	9	21	30	34.9	24	12	19	0	6	65	72.8	
at Weber State	01-08-03	69-75	L	21-55	.382	5-18	.278	22-31	.710	15	23	38	35.1	30	7	18	4	5	69	72.5	
IDAHO STATE	1/11/03	77-58	W	28-48	.583	9-16	.563	12-18	.667	16	27	43	35.7	14	13	19	3	8	77	72.8	
UNLV	01/16/03	85-77	W	26-55	.473	6-12	.500	27-33	.818	13	25	38	35.8	24	15	12	3	7	85	73.6	
at SAN DIEGO STATE	01-20-03	80-69	W	22-45	.489	10-17	.588	26-34	.765	6	19	25	35.2	23	14	11	1	10	80	73.9	
UNIVERSITY OF UTAH	01/25/03	75-79	L	24-51	.471	6-16	.375	21-29	.724	13	20	33	35.1	24	14	14	4	3	75	74.0	
UNIVERISTY OF NEW MEX	02/01/03	80-64	W	27-55	.491	11-21	.524	15-17	.882	11	27	38	35.2	17	20	12	1	7	80	74.3	
AIR FORCE ACADEMY	02/03/03	65-33	W	21-45	.467	8-14	.571	15-23	.652	17	38	55	36.2	15	16	16	3	4	65	73.8	
at Wyoming	2-8-03	74-66	W	28-62	.452	6-14	.429	12-16	.750	15	22	37	36.2	22	10	11	1	8	74	73.9	
BYU Cougars				1551	505-1062	.476	138-331	.417	403-544	.741	227	534	761	36.2	461	295	310	60	140	1551	73.9
Opponents				1339	442-1109	.399	104-353	.295	351-494	.711	231	425	656	31.2	468	216	308	50	124	1339	63.8

Games played: 21
 Points/game: 73.9
 FG Pct: 47.6
 3FG Pct: 41.7
 FT Pct: 74.1

Rebounds/game: 36.2
 Assists/game: 14.0
 Turnovers/game: 14.8
 Assist/turnover ratio: 1.0
 Steals/game: 6.7
 Blocks/game: 2.9

2002-03 BYU MEN'S BASKETBALL
BYU Cougars Opponent Game-by-Game (as of Feb 08, 2003)
All games

OPPONENT STATISTICS

Opponent	Date	Score	W/L	---TOTAL---		--3-PTRS--		FT-FTA		----REBOUNDS----				PF	A	TO	Blk	Stl	Pts---Avg	
				FG-FGA	Pct	3FG-FGA	Pct	Pct	Pct	Off	Def	Tot	Avg							
vs Toledo	11/22/02	71-56	W	18-52	.346	5-19	.263	15-23	.652	11	18	29	29.0	23	7	17	6	4	56	56.0
vs Kansas State	11/23/02	73-64	W	21-52	.404	3-8	.375	19-31	.613	8	21	29	29.0	23	9	10	4	6	64	60.0
vs St. Bonaventure	11/25/02	66-57	W	18-64	.281	6-17	.353	15-22	.682	16	20	36	31.3	24	7	11	2	8	57	59.0
RICE	11/30/02	95-56	W	18-54	.333	3-16	.188	17-22	.773	14	17	31	31.3	22	8	24	2	7	56	58.2
at Arizona State	12-04-02	64-60	W	26-63	.413	3-11	.273	5-15	.333	14	18	32	31.4	17	11	14	3	7	60	58.6
at Creighton	12-07-02	64-74	L	27-64	.422	8-28	.286	12-18	.667	14	22	36	32.2	15	15	12	5	9	74	61.2
SAN DIEGO	12/11/02	64-49	W	14-42	.333	4-18	.222	17-23	.739	11	21	32	32.1	22	7	24	3	5	49	59.4
UTAH STATE UNIVERSITY	12/14/02	66-56	W	21-51	.412	0-5	.000	14-20	.700	13	19	32	32.1	24	12	14	2	4	56	59.0
UC SANTA BARBARA	12/21/02	69-56	W	19-52	.365	6-23	.261	12-17	.706	11	20	31	32.0	24	8	17	0	4	56	58.7
at Univ. of San Franc	12/23/02	72-84	L	29-57	.509	5-17	.294	21-27	.778	9	29	38	32.6	27	14	18	4	4	84	61.2
SOUTHERN UTAH UNIVERS	12/28/02	93-60	W	19-44	.432	1-7	.143	21-30	.700	9	21	30	32.4	23	6	17	0	6	60	61.1
PEPPERDINE	01/02/03	84-68	W	20-58	.345	7-21	.333	21-29	.724	13	23	36	32.7	26	11	13	0	7	68	61.7
vs Oklahoma State	01-04-03	65-78	L	26-51	.510	3-8	.375	23-31	.742	9	19	28	32.3	24	14	11	2	10	78	62.9
at Weber State	01-08-03	69-75	L	23-49	.469	2-15	.133	27-36	.750	10	26	36	32.6	27	10	13	0	3	75	63.8
IDAHO STATE	1/11/03	77-58	W	23-53	.434	5-16	.313	7-13	.538	8	11	19	31.7	15	16	12	0	9	58	63.4
UNLV	01/16/03	85-77	W	24-57	.421	6-17	.353	23-24	.958	9	22	31	31.6	24	11	13	1	7	77	64.2
at SAN DIEGO STATE	01-20-03	80-69	W	23-49	.469	7-16	.438	16-22	.727	13	21	34	31.8	26	9	19	5	2	69	64.5
UNIVERSITY OF UTAH	01/25/03	75-79	L	25-51	.490	7-18	.389	22-32	.688	16	22	38	32.1	26	16	13	3	6	79	65.3
UNIVERISTY OF NEW MEX	02/01/03	80-64	W	19-48	.396	12-26	.462	14-19	.737	7	19	26	31.8	17	7	14	3	3	64	65.3
AIR FORCE ACADEMY	02/03/03	65-33	W	11-51	.216	5-33	.152	6-10	.600	6	15	21	31.3	22	7	9	2	7	33	63.7
at Wyoming	2-8-03	74-66	W	18-47	.383	6-14	.429	24-30	.800	10	21	31	31.2	17	11	13	3	6	66	63.8
Opponents		1339		442-1109	.399	104-353	.295	351-494	.711	231	425	656	31.2	468	216	308	50	124	1339	63.8
BYU Cougars		1551		505-1062	.476	138-331	.417	403-544	.741	227	534	761	36.2	461	295	310	60	140	1551	73.9

Games played: 21
Points/game: 63.8
FG Pct: 39.9
3FG Pct: 29.5
FT Pct: 71.1

Rebounds/game: 31.2
Assists/game: 10.3
Turnovers/game: 14.7
Assist/turnover ratio: 0.7
Steals/game: 5.9
Blocks/game: 2.4

2002-03 BYU MEN'S BASKETBALL
BYU Cougars Game-by-Game Points-Rebounds-Assists (as of Feb 08, 2003)
All games

Opponent	Date	Score	WL	02	03	04	05	10	12	14	15	24
				HANSEN, TR	BIGELOW, M	LEMES, LUI	SHOFF, JAK	NASHIF, TE	ROBERTS, M	BOWER, RIC	ALLEN, JOH	WOODBERRY
vs Toledo	11/22/02	71-56	W	22- 8- 5	12- 5- 3	0- 1- 0	DNP	3- 3- 1	DNP	10- 3- 1	5- 1- 1	5- 3- 1
vs Kansas State	11/23/02	73-64	W	19- 2- 2	18- 3- 4	0- 1- 1	0- 4- 0	3- 0- 0	DNP	7- 4- 2	5- 1- 0	2- 0- 3
vs St. Bonaventure	11/25/02	66-57	W	12-12- 1	11- 2- 2	0- 0- 0	2- 1- 0	2- 1- 2	DNP	4- 5- 1	5- 4- 0	8- 1- 2
RICE	11/30/02	95-56	W	9- 4- 4	19- 1- 2	7- 2- 2	DNP	10- 5- 5	DNP	3- 0- 0	2- 3- 1	10- 2- 0
at Arizona State	12-04-02	64-60	W	23- 1- 3	6- 2- 1	0- 0- 0	1- 2- 1	0- 2- 0	DNP	2- 0- 2	8- 3- 1	3- 4- 4
at Creighton	12-07-02	64-74	L	11- 2- 2	21- 6- 2	3- 1- 1	0- 0- 0	0- 2- 0	DNP	9- 1- 4	0- 1- 0	3- 0- 0
SAN DIEGO	12/11/02	64-49	W	17- 7- 3	10- 8- 5	0- 0- 1	4- 1- 0	0- 1- 1	DNP	0- 0- 0	3- 2- 0	8- 2- 0
UTAH STATE UNIVERSITY	12/14/02	66-56	W	13- 4- 1	13- 4- 0	0- 1- 0	3- 3- 2	0- 1- 0	DNP	8- 0- 1	0- 0- 0	12- 3- 6
UC SANTA BARBARA	12/21/02	69-56	W	19- 7- 5	11- 3- 0	0- 1- 0	0- 1- 0	9- 2- 3	DNP	9- 1- 4	4- 1- 1	2- 1- 1
at Univ. of San Francis	12/23/02	72-84	L	13- 5- 2	8- 4- 2	DNP	9- 3- 0	0- 1- 0	DNP	4- 3- 3	0- 0- 0	10- 2- 3
SOUTHERN UTAH UNIVERSIT	12/28/02	93-60	W	12- 1- 4	14- 0- 3	3- 1- 1	2- 3- 0	6- 0- 5	DNP	9- 5- 4	8- 1- 2	6- 2- 6
PEPPERDINE	01/02/03	84-68	W	17- 6- 5	12- 2- 3	6- 2- 1	15- 5- 1	0- 1- 3	DNP	2- 0- 2	4- 2- 1	5- 3- 4
vs Oklahoma State	01-04-03	65-78	L	14- 1- 3	11- 3- 2	0- 1- 0	0- 2- 1	2- 0- 1	DNP	9- 1- 2	2- 0- 0	7- 0- 1
at Weber State	01-08-03	69-75	L	12- 6- 1	7- 6- 1	0- 0- 0	0- 2- 0	3- 0- 0	6- 3- 0	10- 4- 0	4- 3- 1	6- 1- 3
IDAHO STATE	1/11/03	77-58	W	16- 2- 0	9- 4- 3	DNP	0- 2- 0	3- 3- 3	3- 0- 2	13- 1- 0	5- 1- 1	4- 4- 2
UNLV	01/16/03	85-77	W	20- 6- 3	21- 3- 2	DNP	2- 2- 0	2- 4- 7	DNP	3- 0- 1	2- 0- 0	2- 0- 1
at SAN DIEGO STATE	01-20-03	80-69	W	14- 4- 2	21- 4- 0	0- 0- 1	4- 1- 1	11- 3- 3	0- 0- 0	7- 2- 0	DNP	8- 1- 1
UNIVERSITY OF UTAH	01/25/03	75-79	L	21-12- 4	16- 5- 3	0- 0- 0	2- 0- 0	0- 1- 2	DNP	10- 2- 3	1- 0- 0	0- 0- 2
UNIVERISTY OF NEW MEXIC	02/01/03	80-64	W	19- 5- 3	18- 5- 4	3- 1- 1	0- 0- 0	0- 3- 3	2- 3- 1	14- 2- 3	0- 2- 0	6- 4- 2
AIR FORCE ACADEMY	02/03/03	65-33	W	16- 5- 1	6- 7- 2	7- 1- 1	3- 3- 0	0- 3- 4	6- 3- 0	5- 5- 5	3- 3- 0	4- 6- 3
at Wyoming	2-8-03	74-66	W	15- 2- 1	23- 2- 2	DNP	4-10- 0	0- 0- 4	DNP	3- 0- 0	DNP	0- 6- 3

Opponent	Date	Score	WL	32	40	52	55
				JEPSEN, BA	HOWARD, DA	JENSEN, JA	ARAUJO, RA
vs Toledo	11/22/02	71-56	W	0- 0- 0	11- 2- 0	2- 1- 0	1- 5- 0
vs Kansas State	11/23/02	73-64	W	0- 0- 0	0- 2- 1	10- 5- 0	9- 4- 0
vs St. Bonaventure	11/25/02	66-57	W	DNP	0- 0- 0	15- 6- 0	7-10- 1
RICE	11/30/02	95-56	W	7- 2- 0	4- 0- 0	18- 5- 0	6- 8- 3
at Arizona State	12-04-02	64-60	W	0- 0- 0	0- 2- 0	12- 6- 1	9-11- 3
at Creighton	12-07-02	64-74	L	2- 1- 0	0- 0- 1	9- 3- 0	6-12- 1
SAN DIEGO	12/11/02	64-49	W	0- 1- 0	0- 0- 0	11- 4- 1	11- 4- 2
UTAH STATE UNIVERSITY	12/14/02	66-56	W	0- 0- 0	0- 0- 0	7- 3- 1	10- 7- 2
UC SANTA BARBARA	12/21/02	69-56	W	DNP	0- 0- 0	9- 5- 0	6- 5- 0
at Univ. of San Francis	12/23/02	72-84	L	DNP	0- 0- 0	4- 2- 0	24-17- 0
SOUTHERN UTAH UNIVERSIT	12/28/02	93-60	W	5- 3- 0	3- 2- 0	8- 2- 0	17- 7- 0
PEPPERDINE	01/02/03	84-68	W	0- 3- 0	0- 1- 0	4- 3- 1	19-11- 0
vs Oklahoma State	01-04-03	65-78	L	0- 0- 0	3- 1- 0	6- 2- 0	11-14- 2
at Weber State	01-08-03	69-75	L	DNP	DNP	2- 3- 0	19- 9- 1
IDAHO STATE	1/11/03	77-58	W	0- 1- 0	2- 2- 0	5- 7- 1	17-10- 1
UNLV	01/16/03	85-77	W	DNP	DNP	11- 4- 0	22-15- 1
at SAN DIEGO STATE	01-20-03	80-69	W	DNP	0- 0- 0	7- 3- 3	8- 5- 3
UNIVERSITY OF UTAH	01/25/03	75-79	L	DNP	0- 0- 0	6- 0- 0	19- 9- 0
UNIVERISTY OF NEW MEXIC	02/01/03	80-64	W	0- 0- 0	DNP	15- 5- 1	3- 6- 2
AIR FORCE ACADEMY	02/03/03	65-33	W	2- 1- 0	0- 0- 0	4- 0- 0	9-12- 0
at Wyoming	2-8-03	74-66	W	2- 1- 0	DNP	10- 3- 0	17- 7- 0

2002-03 BYU MEN'S BASKETBALL
 BYU Cougars Game-by-Game Highs (as of Feb 08, 2003)
 All games

Opponent	Date	Score	WL	POINTS	REBOUNDS	ASSISTS	STEALS	BLOCKED SHOTS
vs Toledo	11/22/02	71-56	W	22-HANSEN, Travi	8-HANSEN, Travi	5-HANSEN, Travi	2-WOODBERRY, Ke NASHIF, Terry	1-ARAUJO, Rafae
vs Kansas State	11/23/02	73-64	W	19-HANSEN, Travi	5-JENSEN, Jared	4-BIGELOW, Mark	3-BIGELOW, Mark	3-HOWARD, Dan
vs St. Bonaventure	11/25/02	66-57	W	15-JENSEN, Jared	12-HANSEN, Travi	2-NASHIF, Terry BIGELOW, Mark WOODBERRY, Ke	2-WOODBERRY, Ke NASHIF, Terry	2-ARAUJO, Rafae
RICE	11/30/02	95-56	W	19-BIGELOW, Mark	8-ARAUJO, Rafae	5-NASHIF, Terry	3-ARAUJO, Rafae WOODBERRY, Ke	1-HOWARD, Dan WOODBERRY, Ke HANSEN, Travi
at Arizona State	12-04-02	64-60	W	23-Hansen, Travi	11-Araujo, Rafae	4-Woodberry, Ke	2-Bower, Ricky	3-Araujo, Rafae
at Creighton	12-07-02	64-74	L	21-BIGELOW, Mark	12-ARAUJO, Rafae	4-BOWER, Ricky	2-BOWER, Ricky	1-JENSEN, Jared HOWARD, Dan BIGELOW, Mark ARAUJO, Rafae
SAN DIEGO	12/11/02	64-49	W	17-HANSEN, Travi	8-BIGELOW, Mark	5-BIGELOW, Mark	4-WOODBERRY, Ke	2-HANSEN, Travi
UTAH STATE UNIVERSITY	12/14/02	66-56	W	13-BIGELOW, Mark HANSEN, Travi	7-ARAUJO, Rafae	6-WOODBERRY, Ke	1-WOODBERRY, Ke BOWER, Ricky SHOFF, Jake	1-HANSEN, Travi BIGELOW, Mark ARAUJO, Rafae
UC SANTA BARBARA	12/21/02	69-56	W	19-HANSEN, Travi	7-HANSEN, Travi	5-HANSEN, Travi	1-HANSEN, Travi NASHIF, Terry BOWER, Ricky	2-JENSEN, Jared
at Univ. of San Francisco	12/23/02	72-84	L	24-ARAUJO, Rafae	17-ARAUJO, Rafae	3-BOWER, Ricky WOODBERRY, Ke	3-ARAUJO, Rafae	1-ARAUJO, Rafae
SOUTHERN UTAH UNIVERSITY	12/28/02	93-60	W	17-ARAUJO, Rafae	7-ARAUJO, Rafae	6-WOODBERRY, Ke	2-NASHIF, Terry	1-NASHIF, Terry
PEPPERDINE	01/02/03	84-68	W	19-ARAUJO, Rafae	11-ARAUJO, Rafae	5-HANSEN, Travi	2-HANSEN, Travi WOODBERRY, Ke	2-HANSEN, Travi
vs Oklahoma State	01-04-03	65-78	L	14-Hansen, Travi	14-Araujo, Rafae	3-Hansen, Travi	1-Bower, Ricky Araujo, Rafae Shoff, Jake Hansen, Travi Woodberry, Ke Nashif, Terry	None
at Weber State	01-08-03	69-75	L	19-ARAUJO, Rafae	9-ARAUJO, Rafae	3-WOODBERRY, Ke	2-WOODBERRY, Ke ARAUJO, Rafae	1-ARAUJO, Rafae BIGELOW, Mark HANSEN, Travi BOWER, Ricky
IDAHO STATE	1/11/03	77-58	W	17-ARAUJO, Rafae	10-ARAUJO, Rafae	3-NASHIF, Terry BIGELOW, Mark	4-ARAUJO, Rafae	1-JEPSEN, Bart JENSEN, Jared BIGELOW, Mark
UNLV	01/16/03	85-77	W	22-ARAUJO, Rafae	15-ARAUJO, Rafae	7-NASHIF, Terry	3-ARAUJO, Rafae	2-NASHIF, Terry
at SAN DIEGO STATE	01-20-03	80-69	W	21-BIGELOW, Mark	5-ARAUJO, Rafae	3-JENSEN, Jared NASHIF, Terry ARAUJO, Rafae	3-BIGELOW, Mark ARAUJO, Rafae	1-HOWARD, Dan
UNIVERSITY OF UTAH	01/25/03	75-79	L	21-HANSEN, Travi	12-HANSEN, Travi	4-HANSEN, Travi	2-HANSEN, Travi	3-HANSEN, Travi
UNIVERISTY OF NEW MEXICO	02/01/03	80-64	W	19-HANSEN, Travi	6-ARAUJO, Rafae	4-BIGELOW, Mark	3-BIGELOW, Mark	1-JENSEN, Jared
AIR FORCE ACADEMY	02/03/03	65-33	W	16-HANSEN, Travi	12-ARAUJO, Rafae	5-BOWER, Ricky	2-BIGELOW, Mark	1-HANSEN, Travi ARAUJO, Rafae LEMES, Luiz
at Wyoming	2-8-03	74-66	W	23-BIGELOW, Mark	10-SHOFF, Jake	4-NASHIF, Terry	5-WOODBERRY, Ke	1-HANSEN, Travi

2002-03 BYU MEN'S BASKETBALL
 BYU Cougars High/Low Analysis (as of Feb 08, 2003)
 All games

BYU Cougars - TEAM GAME HIGHS

POINTS.....	95	vs RICE (11/30/02)
	93	vs Southern Utah University (12/28/02)
	85	vs UNLV (01/16/03)
	84	vs Pepperdine (01/02/03)
	80	vs Univeristy of New Mexico (02/01/03)
	80	at SAN DIEGO STATE (01-20-03)
FIELD GOALS MADE.....	33	vs RICE (11/30/02)
	32	vs Pepperdine (01/02/03)
FIELD GOAL ATTEMPTS.....	63	at Univ. of San Francisco (12/23/02)
	62	at Wyoming (2-8-03)
FIELD GOAL PERCENTAGE.....	.623 (33-53)	vs RICE (11/30/02)
	.583 (28-48)	vs Idaho State (1/11/03)
3 PT FIELD GOALS MADE.....	14	vs Southern Utah University (12/28/02)
	11	vs Univeristy of New Mexico (02/01/03)
3 PT FG ATTEMPTS.....	24	vs Southern Utah University (12/28/02)
	21	vs Univeristy of New Mexico (02/01/03)
3 PT FG PERCENTAGE.....	.615 (8-13)	vs Toledo (11/22/02)
	.588 (10-17)	at SAN DIEGO STATE (01-20-03)
FREE THROWS MADE.....	27	vs UNLV (01/16/03)
	26	at SAN DIEGO STATE (01-20-03)
FREE THROW ATTEMPTS.....	35	at Univ. of San Francisco (12/23/02)
	34	at SAN DIEGO STATE (01-20-03)
	34	vs Kansas State (11/23/02)
FREE THROW PERCENTAGE.....	.882 (15-17)	vs Univeristy of New Mexico (02/01/03)
	.852 (23-27)	vs UC Santa Barbara (12/21/02)
REBOUNDS.....	55	vs Air Force Academy (02/03/03)
	46	vs St. Bonaventure (11/25/02)
ASSISTS.....	25	vs Southern Utah University (12/28/02)
	21	vs Pepperdine (01/02/03)
STEALS.....	12	vs RICE (11/30/02)
	11	vs San Diego (12/11/02)
BLOCKED SHOTS.....	5	vs UC Santa Barbara (12/21/02)
	5	at Arizona State (12-04-02)
	5	vs St. Bonaventure (11/25/02)
	5	vs Kansas State (11/23/02)
TURNOVERS.....	23	at Creighton (12-07-02)
	21	at Arizona State (12-04-02)
FOULS.....	30	at Weber State (01-08-03)
	28	at Univ. of San Francisco (12/23/02)

2002-03 BYU MEN'S BASKETBALL
 BYU Cougars High/Low Analysis (as of Feb 08, 2003)
 All games

Opponent - GAME HIGHS

POINTS.....	84	at Univ. of San Francisco (12/23/02)
	79	vs University of Utah (01/25/03)
	78	vs Oklahoma State (01-04-03)
	77	vs UNLV (01/16/03)
	75	at Weber State (01-08-03)
FIELD GOALS MADE.....	29	at Univ. of San Francisco (12/23/02)
	27	at Creighton (12-07-02)
FIELD GOAL ATTEMPTS.....	64	at Creighton (12-07-02)
	64	vs St. Bonaventure (11/25/02)
FIELD GOAL PERCENTAGE.....	.510 (26-51)	vs Oklahoma State (01-04-03)
	.509 (29-57)	at Univ. of San Francisco (12/23/02)
3 PT FIELD GOALS MADE.....	12	vs Univeristy of New Mexico (02/01/03)
	8	at Creighton (12-07-02)
3 PT FG ATTEMPTS.....	33	vs Air Force Academy (02/03/03)
	28	at Creighton (12-07-02)
3 PT FG PERCENTAGE.....	.462 (12-26)	vs Univeristy of New Mexico (02/01/03)
	.438 (7-16)	at SAN DIEGO STATE (01-20-03)
FREE THROWS MADE.....	27	at Weber State (01-08-03)
	24	at Wyoming (2-8-03)
FREE THROW ATTEMPTS.....	36	at Weber State (01-08-03)
	32	vs University of Utah (01/25/03)
FREE THROW PERCENTAGE.....	.958 (23-24)	vs UNLV (01/16/03)
	.800 (24-30)	at Wyoming (2-8-03)
REBOUNDS.....	38	vs University of Utah (01/25/03)
	38	at Univ. of San Francisco (12/23/02)
ASSISTS.....	16	vs University of Utah (01/25/03)
	16	vs Idaho State (1/11/03)
STEALS.....	10	vs Oklahoma State (01-04-03)
	9	vs Idaho State (1/11/03)
	9	at Creighton (12-07-02)
BLOCKED SHOTS.....	6	vs Toledo (11/22/02)
	5	at SAN DIEGO STATE (01-20-03)
	5	at Creighton (12-07-02)
TURNOVERS.....	24	vs San Diego (12/11/02)
	24	vs RICE (11/30/02)
FOULS.....	27	at Weber State (01-08-03)
	27	at Univ. of San Francisco (12/23/02)

2002-03 BYU MEN'S BASKETBALL
 BYU Cougars High/Low Analysis (as of Feb 08, 2003)
 All games

BYU Cougars - GAME LOWS

POINTS.....	64	at Arizona State (12-04-02)
	64	at Creighton (12-07-02)
	64	vs San Diego (12/11/02)
	65	vs Oklahoma State (01-04-03)
	65	vs Air Force Academy (02/03/03)
FIELD GOALS MADE.....	19	vs Utah State University (12/14/02)
	19	vs Oklahoma State (01-04-03)
FIELD GOAL ATTEMPTS.....	42	vs Utah State University (12/14/02)
	42	vs UC Santa Barbara (12/21/02)
FIELD GOAL PERCENTAGE.....	.365 (23-63)	at Univ. of San Francisco (12/23/02)
	.382 (21-55)	at Weber State (01-08-03)
3 PT FIELD GOALS MADE.....	1	at Arizona State (12-04-02)
	3	vs San Diego (12/11/02)
	3	at Univ. of San Francisco (12/23/02)
	3	vs Pepperdine (01/02/03)
3 PT FG ATTEMPTS.....	7	at Arizona State (12-04-02)
	12	vs San Diego (12/11/02)
	12	vs UNLV (01/16/03)
3 PT FG PERCENTAGE.....	.143 (1-7)	at Arizona State (12-04-02)
	.176 (3-17)	at Univ. of San Francisco (12/23/02)
FREE THROWS MADE.....	11	at Creighton (12-07-02)
	11	vs San Diego (12/11/02)
FREE THROW ATTEMPTS.....	13	at Creighton (12-07-02)
	16	at Wyoming (2-8-03)
FREE THROW PERCENTAGE.....	.550 (11-20)	vs San Diego (12/11/02)
	.652 (15-23)	vs Air Force Academy (02/03/03)
REBOUNDS.....	25	at SAN DIEGO STATE (01-20-03)
	28	vs Utah State University (12/14/02)
ASSISTS.....	7	at Weber State (01-08-03)
	9	vs St. Bonaventure (11/25/02)
STEALS.....	3	vs Utah State University (12/14/02)
	3	vs UC Santa Barbara (12/21/02)
	3	vs University of Utah (01/25/03)
BLOCKED SHOTS.....	0	vs Oklahoma State (01-04-03)
	1	vs Toledo (11/22/02)
	1	at Univ. of San Francisco (12/23/02)
	1	vs Southern Utah University (12/28/02)
	1	at SAN DIEGO STATE (01-20-03)
	1	vs Univeristy of New Mexico (02/01/03)
	1	at Wyoming (2-8-03)
TURNOVERS.....	10	vs Southern Utah University (12/28/02)
	11	vs Utah State University (12/14/02)
	11	at SAN DIEGO STATE (01-20-03)
	11	at Wyoming (2-8-03)
FOULS.....	14	vs Idaho State (1/11/03)
	15	vs Air Force Academy (02/03/03)

2002-03 BYU MEN'S BASKETBALL
 BYU Cougars High/Low Analysis (as of Feb 08, 2003)
 All games

Opponent - GAME LOWS

POINTS.....	33	vs Air Force Academy (02/03/03)
	49	vs San Diego (12/11/02)
FIELD GOALS MADE.....	56	vs Toledo (11/22/02)
	56	vs RICE (11/30/02)
FIELD GOAL ATTEMPTS.....	56	vs Utah State University (12/14/02)
	56	vs UC Santa Barbara (12/21/02)
FIELD GOAL PERCENTAGE.....	.216 (11-51)	vs Air Force Academy (02/03/03)
	.281 (18-64)	vs St. Bonaventure (11/25/02)
3 PT FIELD GOALS MADE.....	0	vs Utah State University (12/14/02)
	1	vs Southern Utah University (12/28/02)
3 PT FG ATTEMPTS.....	5	vs Utah State University (12/14/02)
	7	vs Southern Utah University (12/28/02)
3 PT FG PERCENTAGE.....	.000 (0-5)	vs Utah State University (12/14/02)
	.133 (2-15)	at Weber State (01-08-03)
FREE THROWS MADE.....	5	at Arizona State (12-04-02)
	6	vs Air Force Academy (02/03/03)
FREE THROW ATTEMPTS.....	10	vs Air Force Academy (02/03/03)
	13	vs Idaho State (1/11/03)
FREE THROW PERCENTAGE.....	.333 (5-15)	at Arizona State (12-04-02)
	.538 (7-13)	vs Idaho State (1/11/03)
REBOUNDS.....	19	vs Idaho State (1/11/03)
	21	vs Air Force Academy (02/03/03)
ASSISTS.....	6	vs Southern Utah University (12/28/02)
	7	vs Toledo (11/22/02)
STEALS.....	7	vs St. Bonaventure (11/25/02)
	7	vs San Diego (12/11/02)
BLOCKED SHOTS.....	7	vs Univeristy of New Mexico (02/01/03)
	7	vs Air Force Academy (02/03/03)
TURNOVERS.....	2	at SAN DIEGO STATE (01-20-03)
	3	at Weber State (01-08-03)
FOULS.....	3	vs Univeristy of New Mexico (02/01/03)
	0	vs UC Santa Barbara (12/21/02)
FOULS.....	0	vs Southern Utah University (12/28/02)
	0	vs Pepperdine (01/02/03)
FOULS.....	0	at Weber State (01-08-03)
	0	vs Idaho State (1/11/03)
FOULS.....	9	vs Air Force Academy (02/03/03)
	10	vs Kansas State (11/23/02)
FOULS.....	15	at Creighton (12-07-02)
	15	vs Idaho State (1/11/03)

2002-03 BYU MEN'S BASKETBALL
 BYU Cougars High/Low Analysis (as of Feb 08, 2003)
 All games

BYU Cougars - INDIVIDUAL GAME HIGHS

POINTS.....	24	ARAUJO, Rafael at Univ. of San Francisco (12/23/02)
	23	BIGELOW, Mark at Wyoming (2-8-03)
	23	Hansen, Travis at Arizona State (12-04-02)
	22	ARAUJO, Rafael vs UNLV (01/16/03)
	22	HANSEN, Travis vs Toledo (11/22/02)
FIELD GOALS MADE.....	11	ARAUJO, Rafael at Univ. of San Francisco (12/23/02)
	10	ARAUJO, Rafael vs UNLV (01/16/03)
FIELD GOAL ATT.....	20	ARAUJO, Rafael at Univ. of San Francisco (12/23/02)
	19	HANSEN, Travis at Wyoming (2-8-03)
FG PCT (min 4 made).....	1.000 (6-6)	SHOFF, Jake vs Pepperdine (01/02/03)
	1.000 (6-6)	JENSEN, Jared vs RICE (11/30/02)
3 PT FG MADE.....	5	BIGELOW, Mark at SAN DIEGO STATE (01-20-03)
	4	BOWER, Ricky vs Univeristy of New Mexico (02/01/03)
	4	BIGELOW, Mark vs Univeristy of New Mexico (02/01/03)
	4	BIGELOW, Mark vs UNLV (01/16/03)
	4	BOWER, Ricky vs Idaho State (1/11/03)
	4	BIGELOW, Mark vs Southern Utah University (12/28/02)
	4	BIGELOW, Mark at Creighton (12-07-02)
3 PT FG ATTEMPTS.....	9	BIGELOW, Mark at SAN DIEGO STATE (01-20-03)
	9	WOODBERRY, Kevin at Univ. of San Francisco (12/23/02)
3-PT FG PCT (min 3 made).....	1.000 (3-3)	NASHIF, Terry at SAN DIEGO STATE (01-20-03)
	.750 (3-4)	BIGELOW, Mark at Wyoming (2-8-03)
FREE THROWS MADE.....	14	HANSEN, Travis vs University of Utah (01/25/03)
	10	HANSEN, Travis vs UC Santa Barbara (12/21/02)
FREE THROW ATT.....	15	HANSEN, Travis vs University of Utah (01/25/03)
	12	HANSEN, Travis vs UC Santa Barbara (12/21/02)
FT PCT (min 6 made).....	1.000 (7-7)	BIGELOW, Mark vs UNLV (01/16/03)
	1.000 (6-6)	BIGELOW, Mark at Wyoming (2-8-03)
	1.000 (6-6)	BOWER, Ricky vs Utah State University (12/14/02)
	1.000 (6-6)	NASHIF, Terry vs RICE (11/30/02)
	1.000 (6-6)	HANSEN, Travis vs Toledo (11/22/02)
REBOUNDS.....	17	ARAUJO, Rafael at Univ. of San Francisco (12/23/02)
	15	ARAUJO, Rafael vs UNLV (01/16/03)
ASSISTS.....	7	NASHIF, Terry vs UNLV (01/16/03)
	6	WOODBERRY, Kevin vs Southern Utah University (12/28/02)
	6	WOODBERRY, Kevin vs Utah State University (12/14/02)
STEALS.....	5	WOODBERRY, Kevin at Wyoming (2-8-03)
BLOCKED SHOTS.....	3	HANSEN, Travis vs University of Utah (01/25/03)
	3	Araujo, Rafael at Arizona State (12-04-02)
	3	HOWARD, Dan vs Kansas State (11/23/02)
TURNOVERS.....	8	HANSEN, Travis vs St. Bonaventure (11/25/02)
FOULS.....	5	JENSEN, Jared at Wyoming (2-8-03)
	5	BIGELOW, Mark at SAN DIEGO STATE (01-20-03)
	5	ARAUJO, Rafael at SAN DIEGO STATE (01-20-03)
	5	JENSEN, Jared vs UNLV (01/16/03)
	5	HANSEN, Travis at Weber State (01-08-03)
	5	ROBERTS, Marc at Weber State (01-08-03)
	5	Hansen, Travis vs Oklahoma State (01-04-03)
	5	JENSEN, Jared vs Pepperdine (01/02/03)
	5	HANSEN, Travis at Univ. of San Francisco (12/23/02)
	5	JENSEN, Jared at Univ. of San Francisco (12/23/02)
	5	HANSEN, Travis at Creighton (12-07-02)
	5	ARAUJO, Rafael vs Kansas State (11/23/02)