



BYU Men's Basketball

Game Notes – vs. Air Force

2000-01 Mountain West Conference Tournament Champion • 2000-01 MWC Regular Season Co-Champion

25 Conference Championships • 19 NCAA Appearances • 8 NIT Appearances • 2 NIT Titles • 1 Eastman/Wooden Award Winner

BYU Hosts Air Force Monday at 8:30 p.m.

BYU (15-8, 5-5 MWC) will try to extend the nation's longest home court victory streak while seeking to avenge an earlier loss at Air Force when it hosts the Falcons (9-13, 3-6) Monday in a late 8:30 p.m. MST start. The Cougars have won 33 straight games in the Marriott Center since their last home loss on Feb. 17, 2000 when the Lobos edged the Cougars 78-74. Air Force has split its last two games, defeating New Mexico before losing at Utah Saturday. The game will be taped-delay broadcast on KUWB-30 at 9 p.m.

Up Next

BYU hosts rival Utah Saturday at 1 p.m. in the featured MWC ESPN+Plus contest.

Game Parking Affected by Olympics

BYU parking lots 45, 48 and 49 immediately west, south and east of LaVell Edwards Stadium will not be available for BYU basketball event parking Monday. The Salt Lake Olympic Committee is using the parking lots for patrons attending women's and men's hockey at The Peaks during the 2002 Olympic Winter Games. Except for these closures, all parking lots and routes on campus will be open. Additional BYU basketball event parking is being made available in Lot 1 by the BYU administration building (ASB), Lot 2 by the Museum of Art, and Lot 50 by Print and Mail Services (directly south of MTC).

GAME FACTS (BYU Game 24)

Monday, Feb. 18, 2002

BYU (15-8, 5-5) vs. Air Force (9-13, 3-6)

Marriott Center [22,700] • Provo, Utah • 8:37 p.m. MST

Coaches: BYU, Steve Cleveland (82-65 in fifth year; same overall)
AFA, Joe Scott (17-34 in second year; same overall)

Series: BYU leads, 38-8

TV: SportsWest Productions (delayed on KUWB-30 in SLC)
Air Time: 9 p.m. MST – (TAPED DEL AY)
Play-by-Play: Craig Bolerjack
Game Analyst: Blaine Fowler

Radio: KSL Newsradio 1160 AM (Cougar Sports Network)
Pregame Air Time - 7:30 p.m. MST
Play-by-Play: Greg Wrubell
Game Analyst: Mark Durrant

Web: Live audio on KSL.com

BYU's Probable Starters:

Pos.	#	Name	Ht.	Wt.	Yr.	PPG	RPG
F	3	Mark Bigelow	6-7	190	So.	15.7	2.8
F	25	Eric Nielsen	6-9	215	Sr.	10.3	4.8
C	52	Jared Jensen	6-9	245	Fr.	9.2	3.6
G	2	Travis Hansen	6-6	210	Jr.	15.3	6.6
G	31	Matt Montague	6-0	190	Sr.	6.3	7.5 apg

BYU Reserves:

Pos.	#	Name	Ht.	Wt.	Yr.	PPG	RPG
G	20	Daniel Bobik	6-6	205	So.	7.2	2.6
G	22	Jimmy Balderson	6-6	200	Fr.	4.5	1.6
C	42	Jon Carlisle	6-10	250	So.	2.0	1.7
F	32	Bart Jepsen	6-9	235	So.	1.1	1.7
C	40	Dan Howard	7-0	225	So.	1.3	1.4
G	10	Terry Nashif	5-10	165	Fr.	0.3	0.7 apg
F	4	Jesse Pinegar	6-9	225	Fr.	0.4	0.6

2001-02 Schedule/Results

Overall: 15-8 H: 13-0 A: 1-8 N: 1-0

MWC: 5-5 H: 5-0 A: 0-5

Date	Opponent (TV)	Time	
Nov. 6	EA Sports All-Stars (exhibition)	81-84	L
Nov. 10	London Leopards (exhibition)	90-70	W
Nov. 17	at Univ. of San Diego	70-59	W
Nov. 24	Arizona State (SWP/Fox Sports Ariz.)	82-70	W
Nov. 28	at UC Santa Barbara	58-68	L
Dec. 1	at Utah State (SWP)	81-90 (OT)	L
Dec. 5	Weber State	65-47	W
Dec. 8	Creighton (SWP)	61-52	W
Dec. 12	Fort Lewis (KBYU)	101-53	W
Dec. 15	University of Idaho (KBYU)	70-48	W
Dec. 22	v. Stanford in Las Vegas (ESPN)	81-76	W
Dec. 27	Cal State Northridge	84-70	W
Dec. 29	Southern Utah	79-58	W
Jan. 2	Univ. of San Francisco	65-51	W
Jan. 5	at Pepperdine (SWP, FSW2)	79-82 (OT)	L
Jan. 12*	San Diego State (SWP)	75-64	W
Jan. 15*	UNLV (SWP)	60-47	W
Jan. 19*	at New Mexico (ESPN+Plus)	58-73	L
Jan. 21*	at Air Force (SWP)	64-74	L
Jan. 28*	at Utah (ESPN)	66-71	L
Feb. 2*	Wyoming (ESPN+Plus)	85-70	W
Feb. 4*	Colorado State (SWP/WB, delay^)	57-52	W
Feb. 9*	at UNLV (SWP, WB, Live)	70-73	L
Feb. 11*	at San Diego State (SWP, WB, delay^)	73-77	L
Feb. 16*	New Mexico (ESPN+Plus)	68-62	W
Feb. 18*	Air Force (SWP, WB, delay^)	8:30 p.m.	
Feb. 23*	Utah (ESPN+Plus)	1 p.m.	
Feb. 28*	at Wyoming (SWP, WB, delay^)	7:30 p.m.	
Mar. 2*	at Colorado State (SWP, KSL)	7 p.m.	
Mar. 7-9	at MWC Tournament in Las Vegas		

*Mountain West Conference game

All times local to site

^ SportsWest game being taped-delay broadcast at 9 p.m. MT on WB30

AFA Quick Facts:**General Info**

Location: USAF Academy, Colo.

Founded: 1954

Enrollment: 4,000

Nickname: Falcons

Colors: Blue and Silver

Home Arena: Clune Arena (6,002)

Conference: Mountain West

Athletic Director: Col. Randall Spetman

Basketball Info

Head Coach: Joe Scott

Alma Mater: Princeton University (1987)

Office Phone: (719) 333-3039

Overall Record (Years): 17-34 (2nd year)

Record at School (Years): same

Assistant Coaches: Chris Mooney, Mike

McKee, Larry Mangino, Maj. Jon Jordan

2000-2001

Overall Record: 8-21

Conf. Record/Finish: 3-11/8th

Final Ranking/Post Season Finish: NA

2001-2002

Letterman Returning/Lost: 10/4

Starters Returning/Lost: 4/1

Returning Starters (last year's stats)

Lamoni Yazzie, 6-1, 180, Sr., G (8.8 ppg, 2.2 rpg)

Tom Bellairs, 6-7, 230, Jr., F/C (9.7 ppg, 7.3 rpg)

Vernard Jenkins, 5-9, 184, Jr., G (6.7 ppg, 3.8 apg)

Joel Gerlach, 6-6, 195, So., F (8.6 ppg, 2.1 rpg)

Media Relations

Basketball Contact: Jerry Cross

Office: (719) 333-3950

Home: (719) 473-8704

Email: jerry.cross@usafa.af.mil

Fax: (719) 333-3798

Athletics Web Site

www.airforcesports.com

Utah Tickets Still Available

Tickets to the BYU vs. Utah men's basketball game on Saturday, Feb. 23 are still available. The game starts at 1 p.m.

A few lower bowl and some good upper chair and bleacher seats remain. Tickets can be obtained at the Marriott Center Ticket Office or by calling 1-800-322-BYU1 or 378-BYU1.

Student tickets are also available.

Scouting Air Force

Air Force (9-13, 3-6 MWC) has gone 3-3 in its last six outings, which began with its 74-64 win over BYU in Colorado Springs. In that win the Falcons shot the highest percentage yielded by BYU this year (.543). The Falcons lost a close game at Utah on Saturday, 59-51, despite leading for most of the game. They have played well while suffering some tough losses in conference play, including an 83-76 quadruple overtime loss at Wyoming, a 63-57 overtime loss to Utah and three-point setbacks at Colorado State (60-57) and at New Mexico (50-47). In addition to its win over BYU, AFA has home MWC wins over San Diego State (67-54) and New Mexico (47-44). The Falcons have already surpassed the eight overall wins and equaled the three conference victories they achieved last year in coach Joe Scott's first season at the Academy. The Falcons returned 10 lettermen and four starters from last year's 8-21, 3-11 team. The Falcons are 0-4 on the road in conference play but have four road/neutral court wins this year in 13 games. The Falcons are 2-9 in an opponent's arena and 2-0 on a neutral floor. AFA's four wins away from Clune Arena is the most in one season since 1989-90 (two of those wins came in the WAC tournament). The Falcons have won twice on the road for the first time since 1998-99. Their victory over Northern Arizona (57-56) is its first road win over a team with a winning record since beating Navy 64-63 on Nov. 30, 1997. In nonconference, they have wins over Denver (52-44) and Arkansas State (67-63 OT) Yale (68-62), Montana State (70-65), Liberty (66-54) and Northern Arizona (57-56). The Falcons split their first eight games of the year, alternating wins and losses, before suffering two straight losses for the first time when a loss at Denver on Dec. 12. followed their loss to Oakland. The Falcons longest losing streak of the year is four and its longest winning string of two was just ended Saturday at Utah. AFA's back-to-back conference wins was the first time since 1995 that they have won two straight league games. They have won three straight conference games at home for the first time since 1989. Lamoni Yazzie (6-1, 180, Sr., G) leads the Falcons in scoring at 12.8, followed by Joel Gerlach (6-6, 195, So., F) at 11.8 and Tom Bellairs (6-7, 230, Jr., F/C) at 10.5. Another returning starter, Vernard Jenkins (5-9, 184, Jr., G) has a team-leading 54 assists. Bellairs pulls down a team-best 5.6 rebounds per game. The Falcons have attempted 440 three-point shots in 22 games (20 treys per game). They make 7.7 threes per game on average, shooting 38.6 percent from behind the arc. Yazzie has made a team-best 50 three-pointers (2.3 per game). Gerlach (.481), Bellairs (.425) and Tim Keller (.415) and shoot better than 40 percent from long range, making 26, 17 and 27 threes, respectively. A.J. Kuhle has made 29 threes at a 36.3 percent clip. As a team, Air Force shoots 47.1 percent from the floor, 38.6 percent on threes, and 70 percent from the line. They average only 22.3 rebounds while allowing 29.4. Air Force is averaging 58.0 points and allowing 61.5. Teams have shot 47 percent against the Falcons, but only 31.5 percent on threes. (Sophomore Robert Todd (7.1 ppg) was suspended and then left the team this year after eight games).

AIR FORCE PROBABLE STARTERS

No.	Name	Pos.	Ht.	Wt.	PPG	RPG
33	Joel Gerlach	F	6-6	195	11.8	3.4
32	Tom Bellairs	C	6-7	230	10.5	5.6
12	Lamoni Yazzie	G	6-1	180	12.8	2.2
10	A.J. Kuhle	G	6-3	185	7.8	2.8
22	Vernard Jenkins	G	5-9	180	4.0	2.0

Series Information

AFA defeated BYU at Clune Arena in January to end a BYU four-game winning streak in the series. AFA has never won back-to-back games in the series since its first game in 1963. BYU has won five of the last eight outings since winning a series-best 15 straight over the Falcons from 1990-96. BYU has won the last 10 games in the Marriott Center since a 79-78 Falcon win in 1989 (Cleveland is 3-0 in Provo). Air Force has won three of the last four at USAFA (Cleveland is 1-3 at Air Force). BYU won three times last year vs. the Falcons.

Overall Series Record: BYU leads 38-8

BYU Record in Provo: 18-3

BYU Record at The Academy: 17-5

BYU Record at Neutral Sites: 3-0

BYU Record under Steve Cleveland: 5-3

Longest BYU Win Streak: 15 (1990-96)

Longest Air Force Win Streak: 1

Largest BYU Margin of Victory: 35, 103-68 in 1993

Largest Air Force Margin of Victory: 19, 61-80 in 1998

Most Points Scored by BYU: 110 in 1965

Most Points Scored by Air Force: 93 in 1987

BYU at Air Force (Jan. 21, 2002 at USAFA)

VISITORS: BYU 12-5, 2-2 MWC

Table with 16 columns: #, Player, fg, fga, ft, fta, of, de, tot, pf, tp, a, to, blk, s, min. Lists player statistics for 15 players and team totals.

TOTALFG% 1st Half: 10-15 66.7% 2nd Half: 10-28 35.7% Game: 46.5% DEADBALL 3-Pt. FG% 1st Half: 3-5 60.0% 2nd Half: 2-11 18.2% Game: 31.3% REBOUNDS F Throw % 1st Half: 7-9 77.8% 2nd Half: 12-14 85.7% Game: 82.6%

HOME TEAM: Air Force 7-10, 1-3 MWC

Table with 16 columns: #, Player, fg, fga, ft, fta, of, de, tot, pf, tp, a, to, blk, s, min. Lists player statistics for 15 players and team totals.

TOTALFG% 1st Half: 16-29 55.2% 2nd Half: 9-17 52.9% Game: 54.3% DEADBALL 3-Pt. FG% 1st Half: 9-16 56.3% 2nd Half: 4-8 50.0% Game: 54.2% REBOUNDS F Throw % 1st Half: 4-4 100.0% 2nd Half: 10-13 76.9% Game: 84.7%

Summary row for Air Force with totals: 30, 34, 64, 42, 32, 74

BYU vs. Air Force (March 8, 2001 in MWC Tourney)

VISITORS: Air Force 8-21, 3-11 MWC

Table with 16 columns: #, Player, fg, fga, ft, fta, of, de, tot, pf, tp, a, to, blk, s, min. Lists player statistics for 15 players and team totals.

TOTALFG% 1st Half: 11-17 64.7% 2nd Half: 8-19 42.1% Game: 52% DEADBALL 3-Pt. FG% 1st Half: 4-4 100.0% 2nd Half: 1-6 16.7% Game: 54.2% REBOUNDS F Throw % 1st Half: 1-4 25.0% 2nd Half: 10-13 76.9% Game: 88.2%

HOME TEAM: BYU 22-8, 10-4 MWC

Table with 16 columns: #, Player, fg, fga, ft, fta, of, de, tot, pf, tp, a, to, blk, s, min. Lists player statistics for 15 players and team totals.

TOTALFG% 1st Half: 7-17 41.2% 2nd Half: 14-24 58.3% Game: 51% DEADBALL 3-Pt. FG% 1st Half: 3-8 37.5% 2nd Half: 6-7 85.7% Game: 60.0% REBOUNDS F Throw % 1st Half: 8-10 80.0% 2nd Half: 10-14 71.4% Game: 75.0%

Summary row for Air Force with totals: 31, 23, 54, 25, 44, 69

Air Force at BYU (Feb. 1, 2001 in Provo)

VISITORS: Air Force Academy 6-14, 1-5

Table with 16 columns: #, Player, fg, fga, ft, fta, of, de, tot, pf, tp, a, to, blk, s, min. Lists player statistics for 15 players and team totals.

TOTALFG% 1st Half: 6-20 30.0% 2nd Half: 6-24 25.0% Game: 30.0% DEADBALL 3-Pt. FG% 1st Half: 4-9 44.4% 2nd Half: 7-14 50.0% Game: 31.2% REBOUNDS F Throw % 1st Half: 1-2 50.0% 2nd Half: 15-18 83.3% Game: 80.0%

HOME TEAM: BRIGHAM YOUNG Cougars 15-6, 4-2

Table with 16 columns: #, Player, fg, fga, ft, fta, of, de, tot, pf, tp, a, to, blk, s, min. Lists player statistics for 15 players and team totals.

TOTALFG% 1st Half: 9-18 50.0% 2nd Half: 13-24 54.2% Game: 52% DEADBALL 3-Pt. FG% 1st Half: 3-8 37.5% 2nd Half: 2-10 20.0% Game: 26% REBOUNDS F Throw % 1st Half: 8-8 100.0% 2nd Half: 5-8 62.5% Game: 76.3%

Summary row for Air Force Academy with totals: 17, 28, 45, 29, 33, 62

Cougars 3-Point Bombed by Air Force in 74-64 Loss in First 2002 Meeting

USAFA, Colo. (Jan. 21, 2002) - BYU was blind-sided by a hungry Air Force team in a 74-64 loss at the Air Force Academy in Colorado Springs. The Falcons began the game with a full-court press and bombarded the Cougars with 13 three-pointers on their way to their first conference win of the season. "Why we would come out and play with this kind of energy, I'm not sure," said BYU head coach Steve Cleveland. "Not only was there a lack of defensive intensity, but there was also a lack of defensive court sense and awareness." Air Force (7-10, 1-3) put BYU on its heels early with its fast and furious long-range shooting, dropping seven three-pointers on the Cougars in the first half alone. Tim Keller came off the bench to burn Brigham Young with 5-of-5 three-point shooting in the first half. "It was like a clinic for them," Cleveland said. "Once they got their confidence, then they could make their threes even when they were contested." BYU (12-5, 2-2) actually shot better percentages in all shooting categories in the first half, going 10-15 from the floor and 3-5 from beyond the three-point arc. But the Falcons shot nearly twice as much as the Cougars. The Falcons went 16-29 from the field, including 9-16 three-point shooting in the first half. At the start of the second half, the Cougars turned to Jared Jensen. Jensen scored seven of BYU's first nine points as BYU rallied back early in the second half. For the game, Jensen notched game highs in scoring with 20 points and seven rebounds. The freshman center's 20 points is a career high. BYU freshman guard Jimmy Balderson also made an impact, scoring 14 points and grabbing 6 rebounds off the bench for the Cougars. His 14 points is the most he has scored against a division one opponent. Balderson recorded career highs in three-pointers made and attempted with 2-of-6 shooting from beyond the arc. "I thought Jimmy Balderson came off the bench and earned the right to play, and that's what he did," said Cleveland. "He gave us a huge lift." But their efforts would not be enough to stop the scrappy Falcons — a team that lost its last two games to Utah in overtime and to New Mexico by three points. "We'd already given them all their confidence in the first half. They were hungry. They found a way to win tonight and we did not," Cleveland said. "We didn't have the energy until the last eight or nine minutes." Two true freshmen scored more than half of BYU's points with Jensen's 20 points and Balderson's 14 points. The Cougars made 19-of-23 (82.6%) shots from the stripe. BYU's shooting guards struggled. Travis Hansen fouled out with five points on 2-of-7 shooting. In his first career start, sixth man Daniel Bobik took and made only one shot.

BYU Defeated Falcons in Last Year's MWC Tournament Opener

LAS VEGAS (March 8, 2001) - Terrell Lyday scored 25 points to lead BYU to a win over Air Force, 69-54, in the Cougars' MWC tournament opener. The Cougars played the Falcons in back-to-back contests, having just played in Colorado Springs to finish the regular season. Trent Whiting added 17 and Mekeli Wesley 13 as BYU shot 51 percent from the field and 60 percent on threes (9-16). Air Force also shot well, making 52 percent overall and 50 percent on threes. Matt Montague started for the third time vs. the Falcons, playing 37 minutes while going 2-2 from the floor (5 points, 4 rebounds). Once again, Montague provided a spark at the end of the half but BYU trailed 31-25 going into the break. The Cougars put the clamps on Air Force in the second half, allowing only 22 points. Meanwhile BYU's offense found the mark, scoring 44 points while shooting 58 percent from the floor and making 6-7 three-point attempts. Lamoní Yazzie hit two threes and led Air Force with 12 points.

BYU Got Out to Early Lead, Defeated Air Force Last Time in Provo

PROVO, Utah (Feb. 1, 2001) - BYU utilized a stingy defense and a hot hand from senior guard Terrell Lyday to defeat Air Force 62-45 in the Marriott Center. The Falcons began the game missing their first 10 field goal attempts as the Cougars scored 15 unanswered points. The Cougar charge was led by Lyday who had 10 points before the Falcons found the bottom of the net. Air Force coach Joe Scott cited the Falcons scoring drought as a reason for the lackluster performance. "This game was won in the first six minutes," Scott said. "If you want to win a game on the road, you have to go out and take it. We just let them have it in the beginning." Despite the slow start, the Falcons stayed in the game by playing some defense of their own and by taking advantage of the Cougars' 10 first half turnovers. "It was evident that our impatience led to too many turnovers," coach Steve Cleveland said. "They were just silly turnovers. Air Force is not an easy team to play against and we can't play like that to win." The Falcons first half hopes rested on the shoulders of Lamoní Yazzie, as he scored 8 points, including 2 of 3 from the three point line. Air Force fought back into the game early in the second half with a 7-3 run to open the second period, this time led by sophomore center Tom Bellairs. The Falcons closed the gap to just 8 points at 32-24. Scott felt the Falcons' effort was vital to keeping it close. "I can't question my guys on their effort and their alertness on defense," Scott said. "We're playing pretty good defense. Now, our offense has to get up to where it matches our defense." The Cougars responded in the second half by posting a 15-5 run of their own, with buckets from Mekeli Wesley, Trent Whiting and Lyday, along with two free throws from junior guard Matt Montague. The run put the Falcons away for the night, with the teams exchanging buckets and fouls for the final ten minutes. Cleveland commented on the Air Force scheme. "Its hard to get any kind of rhythm or flow against these guys [Air Force]," Cleveland said. "You just never feel comfortable playing that system, at either end of the floor and you don't know what you're going to get." Lyday led the Cougars with 22 points on 8 for 13 shooting to pace the Cougars. The Cougars other two leading scores, Whiting and Wesley added 11 and 9 respectively. Meanwhile, Bellairs scored a career high 18 points, including 10 for 11 shooting from the free throw line. Yazzie was the only other Falcon in double figures at 11 and shooting 60 percent from behind the arc.

2001-02 BYUQuick Facts**General Information**

Location: Provo, Utah 84602
 Enrollment: 30,069 (Daytime)
 Founded: Oct. 15, 1875, by The Church of Jesus Christ of Latter-day Saints
 Colors: Blue, White and Tan
 Elevation: 4,553 feet
 Nickname: Cougars
 Mascot: Cosmo
 Affiliation: NCAADivision I
 Conference: Mountain West
 President: Merrill J. Bateman (Utah, '60)
 Athletic Director: Val Hale (BYU, '81)
 Ticket Office Phone: (801) 378-BYU1
 or 1-800-322-BYU1

Basketball Information

Head Coach: Steve Cleveland (UC-Irvine, '76)
 Office Phone: (801) 378-3612
 Best time to call: Contact SID
 Record at BYU: 82-65, 5th year
 Career (4-year schools): same
 Associate Head Coach: Dave Rose (Houston, '83),
 Asst. Coaches: Andy Toolson (BYU, 1990); John Wardenburg (BYU, 1986)
 Director of Basketball Operations: Nate Call (BYU, '93),
 Trainer: Steve Pincock
 Arena: Marriott Center (22,700)
 2000-01 Record: 24-9
 2000-01 MWC Record: 10-4, T-1st
 2001 MWC Tournament Champions
 Postseason: NCAA first round
 Final National Ranking: N/A
 Starters Returning/Lost: 1/4
 Letterwinners Returning/Lost: 8**/9

*includes Mark Bigelow, a starter returning from a previous season, not last year's team.

**includes sophomore Jacob Chrisman, who has announced plans to redshirt the season to play baseball but could return.

Media Relations

Media Relations Contact: Brett Pyne
 Office Phone: (801) 378-4912
 Home Phone: (801) 796-6867
 Media Relations Mailing Address:
 30 SFH, Provo, UT, 84602-2239
 Media Relations FAX: (801) 378-3520
 Press Box Phone: (801) 378-3675
 Website: www.byucougars.com

BYU Battles Back to Defeat New Mexico Saturday

PROVO, Utah (Feb. 16, 2002) - BYU came out on top over New Mexico 68-62 at the Marriott Center Saturday afternoon in a seesaw battle that saw the Cougars repeatedly battle back from behind to win their 33rd straight home game. The last team to beat BYU at home was the Lobos, who did so almost two years ago to the day when New Mexico won 78-74 on Feb. 17, 2000 Down 51-39 with 13 minutes remaining in the game, BYU went on a tear outscoring the Lobos 29-11 to come away with the victory. Before today's victory, BYU had never come back to win a game when trailing with five minutes left (0-6 for the season before today). New Mexico led 57-53 with five minutes remaining today. "This game said something about the character of the team," BYU head coach Steve Cleveland said. "I told our players after the game that this may be the most gratifying win of the season." "We knew they would make a run on us and they did," said New Mexico head coach Fran Fraschilla. "It's a game where we knew we wouldn't be able to blow them out." Cougar Travis Hansen led the comeback, scoring 14 in the second half to finish with a game-high 20 points. This is his sixth 20-point game this season but it is the first time he has scored 20 or more points since the Utah game Jan. 28 in Salt Lake. Hansen also spurred his teammates on with four assists, one shy of his career high of five that he set last year against UNLV. Mark Bigelow also came around in the second half as he scored 10 points in the last period. He finished with 14 points, marking his fifth consecutive game in double figures. "I was really pleased with the way Travis and Mark made big baskets toward the end. We played really, really intelligent ball in the last minutes of the game," Cleveland said. In contrast to Hansen and Bigelow, Eric Nielsen led all scorers at the half with 10 points but didn't score at all in the second and only took one shot. The Cougars as a team shot 49 percent from the field but only 20 percent from three-point range for the game. Matt Montague led all players with eight assists as he continues to be a national leader in assists per game (apg). He averages 7.5 apg which is good for third nationally. Cougar center Dan Howard again provided solid play off the bench, scoring three points and grabbing two rebounds in 12 minutes of play. Against SDSU, Howard had eight points and seven rebounds in 17 minutes, making this back-to-back performance the most impressive of his career. The outcome of the game was never clear as each team scored in spurts. Down 7-4, BYU went on a 10-3 run to go up 14-10 with 12:27 left in the first half. New Mexico then went on an 11-4 run to make the score 21-18 at the 6:31 mark of the first half. Another Cougar run, 7-4, brought them into the lead, 25-24, before the teams ultimately ended the half in a tie, 34-34. New Mexico started the second half with a 17-5 run of their own to make the score 51-39 with 13 minutes left in the game. From there, BYU battled back with their impressive run of 29-11 to defeat the Lobos for the fifth time in six meetings. The win gives the Cougars a split with New Mexico for the season as BYU lost 73-58 down at The Pit in Albuquerque Jan. 19.

BYU Shoots Well but Aztecs Claim Win in San Diego Monday

SAN DIEGO (Feb. 11, 2002) - BYU fell to San Diego State, 77-73, at Cox Arena in San Diego Monday night. The loss is the first in Steve Cleveland's career against the Aztecs and is the Cougars' fifth conference road loss and eighth consecutive road loss of the season. BYU (14-8, 4-5) has yet to win a conference road game this season. The Cougars lost despite shooting 51 percent, including 50 percent from beyond the arc (6-12). In a game eerily similar to last Saturday night's loss at UNLV, BYU got down early and just didn't have enough to overcome the deficit. "We never got over the top," said BYU head coach Steve Cleveland. "The effort was certainly more sustained, but we were just never able to get over the hump." The Cougars found an unexpected spark from Dan Howard, who notched career highs in points (8), rebounds (7) and minutes and tied career highs in field goal attempts and field goal percentage. "I think Dan was the critical component for us to get back into the game," Cleveland said. "He actually had energy, he gave us a lift and brought us into the game." "It felt good to get out there and play with someone besides my teammates," added Howard, who has spent much of the season playing on the practice squad for the Cougars. Howard ignited a comeback with his rebound and put-back followed by BYU freshman Jimmy Balderson's lay-in that tied the game for the Cougars 47-47 with 13:37 remaining. SDSU then went on a 5-0 run before Balderson scored again to make the score 52-49 with 12 minutes remaining. A BYU free throw and a three-pointer by Daniel Bobik brought BYU within one, 54-53, as BYU hit 9 of their first 11 shots to start the second half. The Aztecs then went on a 7-2 run capped by a Deandre Moore three-pointer, making the score 61-55. Moore finished the game shooting 4-for-4 from beyond the arc. Despite Nielsen and Bobik layups, BYU still trailed 63-59 before SDSU went on another run to extend its lead, 68-59, on an Al Faux three-pointer. Howard put in two more points, making it 68-62, and ended the scoring for both teams for the next three minutes. SDSU made four foul shots while the Cougars hit two field goals to bring the score to 73-66 with 20 seconds left in the contest. Both teams began the game with solid shooting, connecting on a combined 17-of-22 to start the game. The Cougars hit seven of their first 10 shots while the Aztecs made 10-of-12 from the field. For the rest of the first half, however, the Cougars were only able to connect on four of their 16 attempts and ended the half shooting 11-for-26 (42 percent). BYU went five minutes without a field goal and fell behind 38-27, their biggest deficit of the game. Montague made two three-pointers to tie his career best for three-pointers made in a game. He led the Cougars in scoring in the first half with eight points. Meanwhile, Aztec Holcomb led his team and all scorers with 11 first half points on his way to a double-double (15 pts, 10 rebs). Nielsen paced BYU with 14 points, Montague added 12 and Bigelow 10.

2001-02 Numerical Roster

No.	Name	Pos.	Ht.	Wt.	Yr.	Exp.	Hometown (Previous School)	Player Note
2	Travis Hansen	G/F	6-6	210	Jr.	1L	Orem, Utah (Utah Valley State College)	• Leads team in rebounding (6.6), second in scoring (15.3)
3	Mark Bigelow	G/F	6-7	190	So.	1L	Olympia, Wash. (Olympia HS)	• 13-plus pts in 19 games, leading scorer at 15.7 ppg
4	Jesse Pinegar	F	6-9	220	Fr.	RS	Salt Lake City, Utah (Brighton HS)	• 5 limited appearances since return from shoulder surgery
10	Terry Nashif	G	5-10	165	Fr.	HS	Vancouver, Wash. (Evergreen HS)	• Freshman point sees very limited play (10 min. high)
12	Shawn Opunui	G	5-11	175	Fr.	HS	Orem, Utah (Orem HS)	• Will not play; out with torn ligaments in left thumb
20	Daniel Bobik	G	6-6	205	So.	1L	Newbury Park, Calif. (Newbury Park HS)	• Top reserve at 7.2 ppg; played season-low 8 min. vs. UNM
22	Jimmy Balderson	G	6-6	200	Fr.	HS	Magrath, Alberta (Magrath HS)	• Played in 20 of 23 games, shoots 51 percent from floor
25	Eric Nielsen	F	6-9	215	Sr.	3L	Fremont, Calif. (Irvington HS)	• 14 double-digit point games, including 10 of last 12 games
31	Matt Montague	G	6-0	190	Sr.	3L	Louisville, Ky. (Male HS)	• T-2nd nationally in assists (7.5), also 4.2 rpg, 6.3 ppg
32	Bart Jepsen	F	6-9	235	So.	1L	Roswell, N.M. (Roswell HS)	• Joins Bobik as only reserves to play in every game
40	Dan Howard	C	7-0	225	So.	1L	Kaysville, Utah (Davis HS)	• First significant time in last two games (8pts, 7rebs at SDSU)
42	Jon Carlisle	C	6-10	250	So.	TR	Salt Lake City, Utah (Utah)	• Career high 8 points vs. Wyoming in high of 19 min.
52	Jared Jensen	F/C	6-9	245	Fr.	HS	West Haven, Utah (Fremont HS)	• Averages 9.2 ppg and has MWC's top FG% (.610)

Redshirting in 2001-02

5	^Jake Shoff	F/C	6-8	255	Jr.	TR	Alpine, Utah (Weber State)	• Transfer from Weber State must sit out this season
14	^Ricky Bower	G	6-4	185	Jr.	TR	Meridian, Idaho (Wisconsin)	• Transfer from Wisconsin must sit out this season
34	Jacob Chrisman	F	6-8	225	So.	1L	Provo, Utah (Provo HS)	• Baseball pitcher redshirting basketball season
24	Gifford Nielsen	G	6-5	195	Fr.	HS	Sugar Land, Texas (Clemons HS)	• All-District guard to sit out this season
13	Dane Runia	G	6-0	170	Fr.	HS	Provo, Utah (Timpview HS)	• All-State point guard will redshirt this season

Head Coach: Steve Cleveland (UC-Irvine, '76), 5th Year

Associate Head Coach: David Rose (Houston, '83)

Assistant Coaches: Andy Toolson (BYU, '90); John Wardenburg (BYU, '86)

Director of Basketball Operations: Nate Call (BYU, '93)

BYU PLAYER SEASON & CAREER HIGHS

#	Player	Points	Rebounds	Assists (^blocks/#steals)
2	HANSEN, Travis Career:	30 at Pepperdine same	17 at Pepperdine same	4 vs. New Mexico 5 vs. UNLV (2001)
3	BIGELOW, Mark Career:	31 vs. Arizona State 33 at Washington State (1998-99)	7 vs. Weber State 14 (twice- 1998-99)	4 (twice) / ^3 (twice) 6 (twice - 1998-99) / ^ same
4	PINEGAR, Jesse Career:	2 vs. SUU same	1 vs. Fort Lewis, Idaho, SUU same	1 vs. Fort Lewis / #2 vs. Idaho same
10	NASHIF, Terry Career:	3 vs. CSUN same	3 vs. SUU same	3 vs. Fort Lewis / # 1 vs. CSUN same
12	OPUNUI, Shawn Career:	6 vs. Fort Lewis same	4 vs. Fort Lewis same	10 vs. Fort Lewis / # 3 vs. Fort Lewis same
20	BOBIK, Daniel Career:	17 vs. Idaho, CSUN same	8 vs. Creighton same	4 vs. CSUN / #3 vs. CSUN / ^ 1 same (twice) / same
22	BALDERSON, Jimmy Career:	19 vs. Fort Lewis same	7 vs. Fort Lewis same	2 (twice) / #3 vs. Fort Lewis same
25	NIELSEN, Eric Career:	29 vs. Stanford same	8 vs. Weber State, USF 13 vs. South Alabama (2000-01)	3 vs. USF / ^ 3 vs. Wyoming, at SDSU 4 at Utah (1997) / ^ same
31	MONTAGUE, Matt Career:	13 at Utah 15 vs. SMU (1997)	8 vs. SDSU 10 vs. Tulsa (1997)	15 vs. Idaho, Wyoming / # 5 vs. USF same / # same (twice)
32	JEPSEN, Bart Career:	7 vs. SDSU same [UNLV (1998), SDSU (2002)]	6 vs. Arizona State 9 vs. Washington (1997-98)	2 vs. Fort Lewis, ^1 vs. SDSU, CSU same, 2 vs. Washington (1997-98)
40	HOWARD, Dan Career:	8 at SDSU same	7 at SDSU same	^ 1 (twice) / # 1 at SDSU same (six times) / same (once)
42	CARLISLE, Jon Career:	8 vs. Wyoming same	4 vs. SDSU, at UNM same	2 vs. Wyoming / ^ 3 at UNM same
52	JENSEN, Jared Career:	20 at Air Force same	10 vs. Creighton, CSUN same	2 vs. Creighton / ^2 (3 times), #2 (3 times) same

BYU Margin of Victory/Defeat:

	Wins	Losses
1 point		
2 points		
3 points		.2
4 points		.1
5 points	.2	.1
6 points	.1	
7 points		
8 points		
9 points	.1	.1
10 points		.2
11 points	.1	
12 points	.1	
13 points	.2	
14 points	.2	
15 points	.1	.1
16-19 points	.1 (18)	
20-24 points	.2 (21, 22)	
25-29 points		
30-plus points	.1 (48)	

BYU's record when ...

BYU leads at half	.11-4
Opponent leads at half	.2-4
Score tied at half	.2-0
BYU leads with 5 minutes left	.14-2
Opponent leads with 5 min. left	.1-6
BYU leads with 1 minute left	.15-0
Opponent leads with 1 min. left	.0-7
Score tied with 1 minute left	.0-1
Game goes into overtime	.0-2
BYU out rebounds opponent	.11-2
Opponent out rebounds BYU	.3-5
BYU and opponent tie in rebounds	.1-1
BYU shoots 50 % or better	.4-1
Opponent shoots 50 % or better	.0-3
BYU out shoots opponent	.13-3
Opponent out shoots BYU	.2-5
BYU scores 60 or more points	.14-6
Opponent scores below 60 points	.9-0

Shooting Numbers

BYU is shooting 49.3 percent in its 15 victories and 44.6 percent in its eight losses. The Cougars are shooting .498 at home and .448 on the road. BYU has shot at least 45 percent in 16 games this year. BYU has shot 50 percent or better five times this year and is making 47.6 percent from the floor overall. BYU is tied for 24th nationally in field goal percentage.

From Three-Point Range

BYU is shooting 39.2 percent on threes (tied for 25th nationally). BYU made a season-low two threes Saturday vs. UNM, going 2-10, to end a string of six straight games with at least five threes. That string started at AFA (5-16). BYU was 6-12 at SDSU last Monday. BYU's 57.1 percent from three-point range vs. Wyoming was its second highest mark from downtown this season. BYU equaled a season-high 11 treys vs. Southern Utah on Dec. 29. BYU made eight three pointers in the first half (season best) against SUU. The Cougars also had 11 three pointers against Idaho. BYU attempted a season-high 22 threes vs Southern Utah. Mark Bigelow made five treys vs. SUU. Bobik has also made five threes in a game, going 5-7 vs. Idaho. Mark Bigelow has made a team-high 50 threes (.413) and made a three in 20 of 23 games this year (including a BYU-record 22 straight games dating back to his freshman season). Travis Hansen has made 26 threes (.419) and Daniel Bobik has made 24 (.381).

One-Two Scoring Punch

Mark Bigelow and Travis Hansen are BYU's one-two scoring punch. Both players have had a 30-point scoring game with Bigelow totaling 31 vs. Arizona State and Hansen having a 30-point performance at Pepperdine. Bigelow has reached double figures in 20 of 23 games and Hansen has been in double-digits in 17 of 23 games. The only game this year when neither player reached double-digit points was at UNM. Hansen had 20 and Bigelow 14 vs. UNM Saturday. Hansen rebounded with 22 points at Utah after a season-low five points at Air Force. Bigelow equaled a season-low four points at Utah, but responded to share game-high honors with Hansen vs. Wyoming with 19. Overall, Bigelow averages 15.7 and Hansen 15.3.

Other Scoring Options

The Cougars have three players scoring in double figure points. After leaders Mark Bigelow (15.7) and Travis Hansen (15.3), senior Eric Nielsen averages 10.3 ppg and has scored a career-high 29 points vs. Stanford. He has scored in double-digits in 10 of his last 11 starts and 10 of the last 12 games. In addition, freshman center Jared Jensen is averaging 9.2 ppg and had a career-high 20 points at Air Force. Reserve guard Daniel Bobik is adding 7.5 ppg off the bench and has twice scored highs of 17 points. Freshman guard Jimmy Balderson has reached double figures three times with a high of 19 points while point guard Matt Montague has reached double digits four times, including a season-high 13 points at Utah. He had 12 at SDSU last Monday.

Perimeter Barometer

In the first 11 games this year BYU started with a 9-2 record as Mark Bigelow shot 46.9 percent, Travis Hansen 46.0 percent, and Daniel Bobik 45.2 percent. BYU was 3-4 over the next seven games, however, as Bigelow went 24-71 (.338) Hansen 31-83 (.373), and Daniel Bobik 14-40 (.350). There shooting touch returned with home wins over Wyoming and CSU as Bigelow made 15-24 (.625) Hansen 13-21 (.619) and Bobik 2-4 (.500). Including Saturday's win over UNM, Bigelow and Hansen are both 20-34 (.588) in the last three home games since their mid-season slump. In wins this year, Bigelow is shooting .486 and averaging 17.5 ppg, Hansen .469 and 14.6 ppg and Bobik .413 and 7.2 ppg. In losses, Bigelow's number drop to .346 and 12.1 ppg while Hansen's percentage falls to .419 but his average is up to team-leading 16.6 ppg. Bobik has shot better in losses (.440) with similar average (7.1 ppg).

Numbers at the Line

BYU is shooting 77.5 percent from the line for the year (4th nationally). Last year, BYU led the nation at 78 percent from the line. Since shooting its worst percentage from the line at UNM, making only 7-12 free throws (.583), BYU shot 82.6 percent (Air Force) and 86.7 percent (Utah) and 81.8 percent (Wyo) before suffering only its second game below 70 percent at 66.7 percent vs. CSU. BYU shot 75 percent at UNLV and SDSU and 78.3 vs. UNM.

Bobik, Hansen Made Run at Consecutive Free Throw Record

Daniel Bobik made 27 consecutive free throws before missing his last attempt (3-4) at Utah. His string of successes spanned 17 games, last missing in the second game vs. Arizona State. The BYU record is 32 set by Michael Smith. Travis Hansen reaching 23 straight this year until missing on his fourth attempt at home vs. SDSU. Bobik is 10th nationally at 92.1 percent. Jimmy Balderson had a string of 14 straight makes come to an end at SDSU.

Six Seeing Majority of Minutes

Six players play the majority of the minutes for BYU coach Steve Cleveland. Only Daniel Bobik averages double-digit minutes off the bench. Four starters, Matt Montague, Eric Nielsen, Mark Bigelow and Travis Hansen average more than 30 minutes a game, with Montague playing a team-high 37.3 minutes per outing. Forward Bart Jepsen and guard Daniel Bobik are the only reserves to play in every game. Jon Carlisle and Dan Howard have been seeing some time in the post and Jimmy Balderson on the perimeter. Dan Howard played a career-high 17 minutes at SDSU Monday and 12 vs. UNM Saturday. With reserve point guard Shawn Opunui out with an injury, BYUsuits up 12 players.

2001-02 BYU Starting Lineups

Opp.	PG	SG	SF	PF	C
@USD	Montague	Hansen	Bigelow	Nielsen	Howard
ASU	Montague	Hansen	Bigelow	Nielsen	Jensen
@UCSB	Montague	Hansen	Bigelow	Nielsen	Jensen
@USU	Montague	Hansen	Bigelow	Nielsen	Jensen
WSU	Montague	Hansen	Bigelow	Nielsen	Jensen
CU	Montague	Hansen	Bigelow	Nielsen	Jensen
FLC	Montague	Hansen	Bigelow	Nielsen	Jensen
Idaho	Montague	Hansen	Bigelow	Nielsen	Jensen
v.Stanford	Montague	Hansen	Bigelow	Nielsen	Jensen
CSUN	Montague	Hansen	Bigelow	Nielsen	Jensen
SUU	Montague	Hansen	Bigelow	Nielsen	Jensen
USF	Montague	Hansen	Bigelow	Nielsen	Jensen
@Pepp	Montague	Hansen	Bigelow	Nielsen	Jensen
SDSU	Montague	Hansen	Bigelow	Nielsen	Jensen
UNLV	Montague	Hansen	Bigelow	Nielsen	Jensen
@UNM	Montague	Hansen	Bigelow	Nielsen	Jensen
@AFA	Montague	Bobik	Hansen	Bigelow	Jensen
@Utah	Montague	Hansen	Bigelow	Nielsen	Jensen
Wyo	Montague	Hansen	Bigelow	Nielsen	Jensen
CSU	Montague	Hansen	Bigelow	Nielsen	Jensen
@UNLV	Montague	Hansen	Bigelow	Nielsen	Jensen
@SDSU	Montague	Hansen	Bigelow	Nielsen	Jensen
UNM	Montague	Hansen	Bigelow	Nielsen	Jensen

BYU Starting Lineup Record

Montague, Hanen, Bigelow, Nielsen, Jensen	14-7
Montague, Hanen, Bigelow, Nielsen, Howard	1-0
Montague, Bobik, Hansen, Bigelow, Jensen	0-1

Coaching Staff Additions

Former BYU player Andy Toolson and Pine View High School (St. George, Utah) coach John Wardenburg were hired as assistant coaches in May. Toolson joins Cleveland's staff after an 11-year professional career in Europe and the NBA, while Wardenburg comes to BYU with 11 years of coaching experience at the high school and junior college level. Former assistant coach Nathan Call was named director of basketball operations. Associate Head Coach Dave Rose remains in that capacity.

Top JC Center Signs with Cougars

Rafael Araujo, a 6-foot-11, 260-pound center at Western Arizona, in November signed an NCAA Letter-of-Intent to play at BYU. Considered one of the top five junior-college players in the country, Araujo was recruited by North Carolina, Illinois, UNLV and San Diego State among others. A physically strong athlete with great leaping ability, Araujo runs the floor well and has range on the perimeter. "We are thrilled to have Rafael decide to join the BYU basketball program," BYU coach Steve Cleveland said. "He is a great young man that people really enjoy being around. He's got legitimate NBA center size and has the potential to make a significant impact on the program. He's still got some things to learn, but he has all the tools to become an outstanding player at the Division I level." A native of Sao Paulo, Brazil, Araujo will enter BYU as a junior. He will enroll next fall.

Montague is BYU Energizer, Keeps on Going, and Going

Senior point guard Matt Montague averages a team-leading 37.3 minutes per game. While playing nearly the entire game, he tied for 2nd nationally in assists (7.5), dishing out 172 assists to only 58 turnovers. In MWC play, he averages 7.8 assists, making 78 assists while only committing 27 turnovers. He leads the league in assist/turnover ratio. He is also averaging a career-best 6.3 ppg and 4.2 rpg.

Streaks

BYU won its last game to end a two-game skid. BYU has lost eight straight road games (not including the Stanford win on a neutral court) since opening the season with a win at the University of San Diego. BYU's longest losing streak of the year is three games, its first in Mountain West play and its first three-game slide since February 1999 when BYU lost at Fresno State, San Jose State (OT) and vs. New Mexico in Provo as a member of the WAC. Including this year, the Cougars have had nine two-game losing streaks since losing the three straight in 1999. BYU's road losses include Utah State (OT), UCSB, Pepperdine (OT), UNM, AFA, Utah UNLV (at the buzzer) and SDSU. BYU had a season-best eight-game winning streak halted at Pepperdine. The eight straight wins was the longest streak since the 1992-93 team won 13 in a row. Coach Cleveland's teams have had six five-game streaks over the last three seasons, which they twice extended it to six games before the most recent streak was extended to eight games. BYU has won 33 consecutive home games.

Home Winning Streak

BYU has a 33-game home court winning streak. The streak, which is a school record topping the 24 straight won between March 1994 and January 1996, is the longest current streak in the nation after Detroit's 39 straight wins came to an end last Monday. Gonzaga and Tennessee Tech are second at 26 straight at home. BYU is 13-0 this year and was a perfect 15-0 in the Marriott Center last season. BYU's last home loss was on Feb. 17, 2000 when New Mexico edged the Cougars 78-74. BYU has won 15 straight at home over MWC teams.

Hitting the Glass

BYU has had the rebounding edge in 13 of 23 games, earning a 11-2 record when winning the battle of the boards. Overall, BYU averages 33.7 rebounds while its opponents grab on average 30.9. The Cougars have been out rebounded eight times overall this year (3-5 in those games). BYU has been out boarded in seven of 10 MWC games. BYU got some key rebounds late vs. UNM Saturday to help seal its comeback despite being out boarded 32-25. Allowing some offensive rebounds late had hurt the Cougars in recent close losses. BYU's low on the glass was 23 at Air Force. BYU out boarded Fort Lewis, 47-17, for its season high. BYU's 42-26 rebounding advantage over ASU was the third worst margin suffered by ASU coach Rob Evan's in his coaching career and his worst at ASU. Shooting guard Travis Hansen leads the team (6.6) and point guard Matt Montague is third at 4.2. Forward Eric Nielsen is second at 4.8. Hansen has had highs of 17 and 15 rebounds and had an 11-board effort at Utah. Montague has grabbed six or more rebounds in eight games.

BYU Defense

BYU ranks second in the conference in field goal percentage defense (.419) and three-point percentage defense (.300) and third in scoring defense (64.7). After holding San Diego State to 37 percent shooting and UNLV to 39 percent at home to open MWC play, BYU yielded 53.6 percent to the Lobos at The Pit and 54.3 percent to Air Force - the two highest highest percentages allowed by BYU this year. The Cougars stepped up their defense against Utah, who was shooting 60 percent from three-point range over the first four MWC games. BYU held the Utes to 42 percent overall, including 22 percent on threes. Wyoming shot 45 percent, CSU 42.6 percent, UNLV 46.7 percent and SDSU 48.2 and UNM 45.3 in the last five games. Only three teams have shot better than 50 percent against BYU (at AFA, .543; at New Mexico, .536; at Utah State, .509). The Cougars have held nine opponents this year below 40 percent shooting while eight teams have shot better than 45 percent against BYU.

Biggest Crowd in Two Years

Attendance vs. San Diego State in the MWC opener was 19,411, the largest Marriott Center crowd since Jan. 15, 2000 when 22,580 showed up to see BYU play Utah. The largest crowd last season was 19,098, also against Utah. Unlike many schools, BYU's announced attendance is actual attendance instead of paid attendance.

From the Training Room

Senior Eric Nielsen was knocked out momentarily during last Saturday's game at UNLV. He had his lip stitched and a CT scan later that evening proved negative and he had 14 points at SDSU. Matt Montague and Travis Hansen are playing with groin-pull injuries. Hansen also has a deep pull in his hip flexor. Montague also broke his nose during practice on Christmas day. He did not miss any playing time. Nielsen did not start at Air Force due to illness. After playing only four games, reserve point guard Shawn Opunui could likely be out the remainder of the season with torn ligaments in his left thumb. After getting out of a hard cast, he wears a splint and is doing therapy.



MWC STANDINGS

Team	MWC	Overall
Wyoming	8-1	17-5
Utah	8-2	18-5
BYU	5-5	15-8
UNLV	5-5	13-9
New Mexico	4-5	14-9
San Diego State	4-6	15-10
Air Force	3-6	9-13
Colorado State	1-8	10-14

MWC Players of the Week

Nov. 19	Joel Gerlach (So., F), Air Force
Nov. 26	Ruben Douglas (Jr., G), New Mexico
Dec. 3	Tony Bland (Jr., G), San Diego State
Dec. 10	Al Faux (Sr., G), San Diego State
Dec. 17	Dalron Johnson (Jr., F), UNLV
Dec. 24	Eric Nielsen (Sr., F), BYU
Dec. 31	Marcus Banks (Jr., G), UNLV
Jan. 7	Travis Hansen (Jr., G), BYU
Jan. 14	Randy Holcomb (Sr., F), SDSU
Jan. 21	Nick Jacobson (So., G), Utah
Jan. 28	Brian Greene (Jr., F), CSU
Feb. 4	Britton Johnson (Jr., F), Utah
Feb. 11	Tom Bellairs (Jr., F), Air Force

Preseason MWC Poll (Media)

- Wyoming
- Utah
- New Mexico
- San Diego State
- UNLV
- BYU
- Colorado State
- Air Force

LAST YEAR'S MWC STANDINGS

Team	MWC	Overall
1. BYU	10-4	24-9
Wyoming	10-4	20-10
Utah	10-4	19-12
4. UNLV	7-7	16-13
5. New Mexico	6-8	21-13
Colorado State	6-8	15-13
7. San Diego State	4-10	14-14
8. Air Force	3-11	8-21

Hansen Named MWC Player of the Week on Jan. 7

COLORADO SPRINGS, Colo. (Jan. 7, 2002) – BYU junior forward Travis Hansen has been named the Mountain West Conference Men's Basketball Player of the Week after averaging a double-double last week in BYU's two games. Hansen, from Orem, Utah (Utah Valley State College) averaged 19.5 points and 11.5 rebounds while BYU defeated San Francisco and lost in overtime at Pepperdine. The Cougar guard shot 48 percent from the field (13-of-27) and was perfect from the free throw line (14-of-14). "Travis is very deserving," BYU coach Steve Cleveland said. "He had a special performance at Pepperdine. He just competed like a lion. He was a warrior out there who carried us on his shoulders." In the 84-70 win vs. San Francisco, Hansen scored nine points, grabbed six rebounds, had two assists, one block and one steal in 27 minutes. Against Pepperdine, he collected his team-leading third double-double of the year with 30 points and 17 rebounds in the 82-79 overtime loss. He went 10-of-19 from the floor and 10-of-10 from the line while adding two assists and one steal in 42 minutes. He set career highs during the game in points, defensive rebounds, total rebounds, field goals made, field goals attempted, free throws made, free throw percentage, and minutes played. Hansen's 17 boards tops his previous high of 15 rebounds set earlier this year and are the most by a Cougar since Brett Applegate had 17 rebounds in December 1983. This is Hansen's first player of the week honor of his career and the second awarded to a Cougar this season. BYU senior forward Eric Nielsen earned the honor on Dec. 24. "It's an nice honor for me and the team," Hansen said. "I think it reflects how we have played as a team during the preseason. Obviously it would be a lot sweeter had we won the game at Pepperdine, but it is something to build upon entering our conference games."

Nielsen Earns MWC Player of the Week Award after Stanford Victory

COLORADO SPRINGS, Colo. (Dec. 24, 2001) - BYU senior forward Eric Nielsen was named the Mountain West Conference Men's Basketball Player of the Week Monday after leading the Cougars to an 81-76 upset of 13th-ranked Stanford Saturday at the Las Vegas Showdown. It was Nielsen's first player of the week honor of his career. Nielsen, from Freemont, Calif. (Irvington HS) scored a career-high 29 points after making 11-of-16 shots from the floor (68.8 percent), including 2-for-2 from three-point range. He was also a perfect 5-for-5 from the free throw line and grabbed six rebounds, while dishing out two assists. Nielsen's two treys marked a career best and equaled the total number of threes he's made in the past two years combined. Nielsen scored 17 points in 18 first-half minutes, keeping BYU within one at intermission, 41-40. He added 12 points in the second half and helped the Cougars outrebound Stanford, holding the Cardinal nine boards their season average. Nielsen also set career highs with the 16 field goal attempts, 11 field goals made and free throw percentage (1.000).

Bigelow Sets Three-Point Mark vs. UNLV in Provo

Against UNLV, Mark Bigelow connected from behind the arc for the 22nd straight game dating back to his freshman season, a new BYU record. His streak ended with three misses at New Mexico. Terrell Lyday previously held the record with 21, all coming in the 1999-2000 season. Lyday's 21 games is still the single-season consecutive games record for BYU. Bigelow also achieved the third-longest single season mark at 15 games. BYU assistant coach Andy Toolson is second on the single-season list. Toolson made a three in 29 of 30 games as a senior in 1990, with streaks of 16 and 13 games. Toolson didn't make a three vs. Wyoming.

Cougars at this Point in Conference Play

The last time BYU was 5-5 in conference play was in 2000 and 1999. BYU was 7-3 last year. The Cougars were 5-6 after 11 games in both 1999 and 2000 and 8-3 last year.

Cleveland in Conference Openers

BYU won its conference opener for the third straight season. BYU is 4-1 in conference openers under Steve Cleveland. BYU won also defeated San Diego State at home to open the MWC season last year and won at UNLV in 1999-2000. In Cleveland's first year BYU opened on the road at Tulsa with a win. The lone opening loss in the last five years was at Utah in 1998-99.

Cleveland in Conference Games Overall

After the win over UNM, Cleveland's conference (WAC/MWC) record is 32-34. Cleveland reached a .500 mark with the UNLV win in Provo before three conference road losses at New Mexico, Air Force and Utah. Taking over after BYU's 1-25 season, Cleveland improved BYU's conference record in each of his first four seasons. The UNLV win in Provo was the first time since a 2-2 mark in his first season that Cleveland reached .500 in conference play. Overall, he has been at .500 three times (1-1, 2-2, 29-29) and has had a winning mark twice (1-0, 2-1). Cleveland has a 21-16 (.568) MWC record.

BYU Opponent 2001-02 Records

(as of Feb. 17)

Nonconference teams

San Diego	14-11
Arizona State	14-10
UC Santa Barbara	15-8
Utah State	20-4
Weber State	16-8
Creighton	17-6
Ft. Lewis	16-8
Idaho	9-15
Stanford	17-6
CSNorthridge	8-15
Southern Utah	10-14
San Francisco	12-13
Pepperdine	<u>18-7</u>

Total nonconference opponents - (.598) 186-125

MWC teams ...

San Diego State	15-10
UNLV	14-9
New Mexico	14-9
Air Force	9-13
Utah	18-5
Wyoming	17-5
Colorado State	<u>10-14</u>

Total record MWC opponents - (.624) 103-65

Total record all opponents - (.603) 289-190

Cougar Sports Network – KSL Radio

The “Voice of the Cougars” is KSLNewsradio 1160’s Greg Wrubell. He is in his sixth season as the play-by-play voice of BYU basketball. Wrubell, also the voice of BYU football, is joined by color analyst Mark Durrant, a four-year BYU basketball letterman who graduated in 1995 as a three-time Academic All-WAC forward.

KSLNewsradio 1160 AM in Salt Lake City is the flagship of the Cougar Sports Network. Network Stations are located in:

Price, UtahKARB 98.3 FM
Cedar City, UtahKSUB 590 AM
St. George, UtahKDXU 890 AM
Manti, UtahKMXU 105.1 FM
Blanding, UtahKUTA 790 AM
Burley, IdahoKBAR 1230AM
Jerome, IdahoKART 1400 AM
Boise, IdahoKCID 1490 AM
Blackfoot, IdahoKOSZ 105.5 FM
Preston, IdahoKACH 1340 AM
Las Vegas, NevadaKSHP1400 AM

BYU in Nonconference

BYU achieved double-digit nonconference wins for the third straight season with a 10-3 mark this year. Last year BYU was 11-4 entering MWC play and went on to a 24-9 record. In 1999-2000 the Cougars were 11-2 and finished 22-11. BYU has defeated 26 straight nonconference opponents in the Marriott Center. The last non-league foe to win in Provo was the California Bears, who edged BYU 71-70 on Dec. 19, 1998. BYU has a 32-6 home record against nonconference teams under Steve Cleveland. BYU is 25-0 vs. non-MWC teams at home since the conference was founded in 1999. The Cougars are the only MWC team with an unbeaten home nonconference mark.

Winning Ways Have Changed

When BYU’s scoring leader Mark Bigelow last played for the Cougars prior to his mission in 1998-99, the Cougars suffered several close defeats on the way to a 12-16 record. With BYU off to an 15-8 record this year, Bigelow has already helped the Cougars achieve more wins than his team achieved his freshman year. During Bigelow’s mission, BYU earned back-to-back 20-plus win seasons. Including this year, the Cougars are 61-28 (.685) in the last three seasons.

Tough MWC Conference

BYU’s seven Mountain West opponents have combined (as of Feb. 17) to win 62 percent of their games this year. The league was predicted to be stronger top to bottom from last season. BYU was picked sixth in the preseason poll with Wyoming and Utah considered the top two teams to win the title this year.

BYU Opponent Records

Of the 20 opponents BYU will face this year, 14 have winning records as of Feb. 17. Six teams have a losing record. Seven of BYU’s eight losses (except Air Force) have come against team’s with winning records. Overall, BYU’s opponents have combined to win 60.3 percent of their games with the nonconference teams having won 60 percent and MWC teams 62 percent.

BYU vs. Postseason Teams/Conference Champs

On this year’s schedule, BYU plays seven conference champions, including Pac-10 champion Stanford, and 12 games against teams who qualified for postseason play last year. In addition to Stanford, last year’s champions included Creighton of the Missouri Valley Conference, Utah State of the Big West, Cal State Northridge of the Big Sky (playing in Big West this year), Southern Utah of the Mid-Continent Conference and fellow co-champions Utah and Wyoming of the Mountain West Conference. Pepperdine and New Mexico also advanced to post-season play in the NIT tournament. So far this year, BYU is 5-2 vs. the conference title holders with another game against Utah and Wyoming still on the schedule. BYU is 6-4 against teams that earned postseason berths last year with losses at Utah State, Pepperdine, New Mexico and Utah and wins over Creighton, Stanford, CSNorthridge, Southern Utah, Wyoming and New Mexico.

Ranked Opponents

BYU’s win this year over then No. 13 Stanford in Las Vegas was the Cougars’ first win over a top-20 team since upsetting No. 15 New Mexico (83-62) in The Pit in February 1998. Last year BYU lost to No. 13 USC, 70-67, at the Yahoo Sports Invitational in Laie, Hawaii, after leading by 18 at the half, 41-23. BYU played at No. 4 Arizona on Dec. 1, 1999 but lost 86-62 after a late Arizona run in the final eight minutes. BYU took No. 11 Arizona to overtime in Provo on Nov. 24, 1998, before losing 78-74. BYU nearly won in regulation, but Arizona’s Jason Terry hit a three-pointer to send the game to overtime.

Radio/TV

All BYU games will be carried live on the Cougar Sports Radio Network, originating from KSLNewsradio 1160 AM in Salt Lake City. BYU is featured six times this season in the Mountain West television package with ESPN, ESPN2, ESPN Regional Television (ESPN+Plus) and ABC. The Cougars play twice on ESPN and four times on ESPN+Plus. An additional 13 BYU games are part of the SportsWest Productions’ package and KBYU will produce two games for taped-delay broadcast. In all 21-of-27 regular season games are slated for television broadcast. BYU also appeared on Fox Sports West 2 against Pepperdine and Fox Sports Arizona vs. Arizona State.

Roster Breakdown

Starters Returning (1)

Eric Nielsen F Sr. (6.2 ppg, 3.8 rpg)

Starters Lost (4)

Mekeli Wesley F Sr. (17.2 ppg, 5.5 rpg)
 Terrell Lyday G Sr. (16.4 ppg, 2.8 rpg)
 Trent Whiting G Sr. (14.2 ppg, 3.2 rpg)
 Nathan Cooper F Sr. (4.5 ppg, 3.8 rpg)

Letterwinners Returning (8)

*Mark Bigelow G/F So. (15.0 ppg, 6.3 rpg in 1998-99)
 Daniel Bobik G So. (3.5 ppg, 1.4 rpg)
 Travis Hansen F Jr. (5.5 ppg, 3.0 rpg)
 Dan Howard C So. (0.9 ppg, 0.6 rpg)
 -Bart Jepsen F So. (1.2 ppg, 2.1 rpg in 1997-98)
 Matt Montague G Sr. (2.2 ppg, 1.8 rpg, 2.9 apg)
 Eric Nielsen F Sr. (6.2 ppg, 3.8 rpg)
 #Jacob Chrisman F So. (2.8 ppg, 1.9 rpg)

Letterwinners Lost (9)

Mekeli Wesley F Sr. (17.2 ppg, 5.5 rpg)
 Terrell Lyday G Sr. (16.4 ppg, 2.8 rpg)
 Trent Whiting G Sr. (14.2 ppg, 3.2 rpg)
 Nathan Cooper F Sr. (4.5 ppg, 3.8 rpg)
 Nate Knight F/C Sr. (2.5 ppg, 2.5 rpg)
 ##Derek Dawes C Fr. (1.1 ppg, 2.0 rpg)
 Jordan Archibald G Fr. (0.1 ppg, 0.1 apg)
 Ty Shippen G Jr. (0.6 ppg, 0.4 apg)
 **Michael Vranes G Sr. (8.0 ppg, 4.1 rpg in 1999-2000)

Redshirt Freshmen Returning (1)

Jesse Pinegar F 6-9 220 Fr.

Newcomers (9)

Jon Carlisle C 6-10 260 Jr.
 Jared Jensen F/C 6-9 245 Fr.
 Shawn Oponui G 5-11 175 Fr.
 Jimmy Balderson G 6-5 200 Fr.
 Terry Nashif G 5-11 170 Fr.
 ^Ricky Bower G 6-4 185 Jr.
 ^Jake Shoff F/C 6-8 255 Jr.
 ^^ Dane Runia G 6-0 170 Fr.
 ^^ Gifford Nielsen G 6-4 195 Fr.

On LDS Church Missions (5)

Austin Ainge G 6-1 Fr. Dom. Republic return - 2002-03
 John Allen F 6-6 So. El Salvador return - 2002-03
 Marc Roberts G 6-2 So. Argentina return - 2002-03
 Derek Dawes C 6-11 So. New Hampshire return - 2003-04
 Garner Meads F 6-8 Fr. Edmonton return - 2003-04

Notes:

* Returning from mission for Church of Jesus Christ of Latter-day Saints
 ** Missed last season with a foot injury, learned will also not play this year.
 -Redshirted last year
 # Plans to sit out as redshirt to play full baseball season
 ## Departed on mission for Church of Jesus Christ of Latter-day Saints
 ^ Redshirting this season because of transfer rules
 ^^ Freshmen will redshirt in 2001-02

Breakdown By Class

Seniors (2)
 Juniors (1)
 Sophomores (6)
 Freshman (7)

Sagarin Ratings (as of Feb. 17)

BYU is currently ranked 51st and is the third-rated team in the Mountain West Conference in the Sagarin ratings. BYU has the highest rated schedule (35th). The MWC is the 7th ranked conference. Below is a list of MWC teams in order of ranking. To see the latest Sagarin Rankings go to: <http://www.usatoday.com/sports/sagarin.htm>

Rk.	Team	Sched Rank
39	Utah	58
48	Wyoming	139
51	BYU	35
73	San Diego State	51
75	UNLV	68
83	New Mexico	121
140	Colorado State	76
155	Air Force	72

RPI Report (as of Feb. 17)

According to the CollegeRPI.com rankings, BYU is ranked 37th nationally in RPI, the second-rated MWC team behind Utah at 19. The Mountain West Conference is rated 7th among the 32 conferences (and five independents).

School	Collegerpi.com
Utah	18
BYU	37
New Mexico	52
San Diego State	63
Wyoming	71
UNLV	77
Air Force	146
Colorado State	155

BYU in MWC Statistics (as of Feb. 17)

Category	All Games	Conf. Only
Scoring Offense	5th	5th
Scoring Defense	3rd	3rd
Scoring Margin	3rd	3rd
FT Percentage	1st	1st
FG Percentage	T-2nd	3rd
FG % Defense	2nd	3rd
3-FG Percentage	2nd	3rd
3-FG % Defense	2nd	3rd
Rebound Offense	T-5th	5th
Rebounding Defense	4th	5th
Rebound Margin	5th	6th
Blocked Shots	6th	5th
Assists	T-5th	3rd
Steals	8th	8th
Turnover Margin	6th	3rd
Assist/Turnover Ratio	1st	1st
Offensive Rebounds	7th	6th
Defensive Rebounds	2nd	5th
3-FG Made	4th	T-4th

Individual (overall games)

• Matt Montague leads the MWC in assists and assist/turnover ratio. He is tied for 9th in defensive rebounds, tied for 9th in steals, 11th in free throw percentage and tied for 17th in rebounding.

• Mark Bigelow 7th in scoring, 5th in free throw percentage, and 4th in three-pointers per game and 10th in three-point percentage.

• Travis Hansen is 8th in scoring, 7th in rebounding, 4th in defensive rebounds, tied for 7th in three-point percentage, tied for 9th in free throw percentage.

• Eric Nielsen is 7th in field goal percentage, tied for 10th in blocks, tied for 9th in defensive rebounds, and 13th in rebounds.

• Daniel Bobik would lead all MWC players in free throw percentage (.921) but doesn't shoot enough to qualify for the rankings. He is 14th in three-point percentage.

• Jared Jensen is No. 1 in FG percentage, is 6th in FT percentage and 14th in off. rebounds.

• Jon Carlisle is 12th in blocked shots.

BYU in National Statistics (as of Feb. 17)

Team
 • BYU is 4th in the nation in free throw shooting percentage (.775), tied for 24th in field goal percentage (.476), and tied for 25th in three-point percentage (.392).

Individual

• Matt Montague is tied for 2nd in assists (7.5) (T.J. Ford, Texas, 8.7; Edward Scott, Clemson, 7.5). Daniel Bobik is 10th in free throw percentage (.921). Jared Jensen is 21st in FG percentage (.610).

MATT MONTAGUE / 6-0 • 190 • senior • point guard

- Montague provides leadership at the point having started 80 times and played in all 115 games in his fourth year. He has led the team in assists during each of his four seasons.
- He averages a MWC-best 7.5 assists, which ranks 2nd nationally. He tops the MWC in assist/turnover ratio. He has 172 assists and 58 turnovers. He has two of the nation's top seven assist games. He had 15 assists vs. Wyoming and Idaho. It is the most assists by a Cougar since Mike May set the school record with 16 vs. Niagara in 1976.
- He recorded double-digit assists in back-to-back games for the first time in his career, with 15 (vs. Wyo.) and 11 (vs. CSU). He has had 10 or more assists in six games this year and nine times in his career.
- With 12 pts at SDSU last Monday, he has reached double figures points in five games this year, including a season-high 13 points at Utah.
- He made a career-best eight free throws to seal the win for BYU vs. Stanford.
- Since grabbing seven rebounds vs. Stanford, Montague grabbed six or more boards in 8 of the next 10 games, including a season-high 8 rebounds at home vs. SDSU. At 6-foot, he is third on the team in rebounding average at 4.2 but he hasn't had more than 3 boards in the last five games.
- With four turnovers at SDSU, he ended a string of 10 games with 3 or less. He has had only four games with four or more turnovers despite averaging 37.3 minutes and handling the ball the entire game.



Matt Montague – 2001-02 Game-by-Game

Opponent	Date	GS	Min	TOTAL			3-PTS			REBOUNDS			PF	FO	A	TO	Blk	Stl	Pts	Avg					
				FG	FGA	Pct	3FG	3FGA	Pct	FT	FTA	Pct									Off	Def	Tot	Avg	
at University of San Diego	11-17-01	*	38	2	5	.400	0	1	.000	7	8	.875	0	2	2	2.0	3	0	8	3	0	2	11	11.0	
ARI ZONA STATE	11/24/12	*	40	0	2	.000	0	1	.000	2	2	1.000	0	4	4	3.0	2	0	6	5	0	0	2	6.5	
at UC Santa Barbara	11-28-01	*	38	4	7	.571	0	1	.000	0	2	.000	1	4	5	3.7	3	0	6	2	0	1	8	7.0	
at Utah State	12/1/01	*	42	5	5	.200	0	0	.000	0	0	.000	0	1	1	3.0	3	0	10	2	0	1	2	5.8	
WEBER STATE WILDCATS	12-05-01	*	39	3	7	.429	0	1	.000	2	2	1.000	1	1	2	2.8	2	0	7	1	0	1	8	6.2	
CREIGHTON	12/8/01	*	40	0	4	.000	0	2	.000	4	4	1.000	1	3	4	3.0	0	0	5	0	0	4	4	5.8	
FORT LEWIS COLLEGE	12/12/01	*	19	2	5	.400	1	4	.250	2	2	1.000	1	4	5	3.3	0	0	4	2	0	1	7	6.0	
IDAHO	12/15/01	*	33	2	4	.500	0	2	.000	0	0	.000	0	3	3	3.3	1	0	15	2	0	0	4	5.8	
vs Stanford	12/22/01	*	40	0	3	.000	0	0	.000	8	11	.727	1	6	7	3.7	0	0	4	1	0	0	8	6.0	
CAL STATE NORTHRIDGE	12/27/01	*	35	2	4	.500	0	1	.000	2	3	.667	0	7	7	4.0	1	0	4	3	0	2	6	6.0	
SOUTHERN UTAH UNIVERSITY	12/29/01	*	30	1	1	1.000	0	0	.000	0	0	.000	1	2	3	3.9	1	0	10	4	0	2	2	5.6	
UNI VERSITY OF SAN FRANCISCO	01/02/02	*	39	3	4	.750	2	2	1.000	3	4	.750	1	6	7	4.2	0	0	7	0	0	5	11	6.1	
at Pepperdine	1/5/02	*	45	3	8	.375	1	2	.500	5	8	.625	1	5	6	4.3	2	0	8	1	0	2	12	6.5	
SAN DIEGO STATE	01/12/02	*	39	2	5	.400	1	2	.500	3	4	.750	0	8	8	4.6	1	0	6	3	0	3	8	6.6	
NEVADA-LAS VEGAS	01/15/02	*	39	2	2	1.000	0	0	.000	2	3	.667	0	6	6	4.7	0	0	5	3	0	1	6	6.6	
at New Mexico	01/19/02	*	40	2	5	.400	0	1	.000	0	0	.000	1	5	6	4.8	1	0	11	3	0	1	4	6.4	
at Air Force	1-21-02	*	36	1	2	.500	0	1	.000	0	0	.000	0	3	3	4.6	1	0	4	0	0	1	2	6.2	
at Utah	01/28/02	*	33	6	11	.545	1	5	.200	0	1	.000	1	6	7	4.8	3	0	5	3	0	0	13	6.6	
WYOMING COWBOYS	02/02/02	*	40	3	4	.750	0	0	.000	0	0	.000	0	3	3	4.7	0	0	15	2	0	2	6	6.5	
COLORADO STATE UNIVERSITY	02/04/02	*	40	1	5	.200	1	3	.333	2	3	.667	1	2	3	4.6	0	0	11	3	0	2	5	6.5	
at UNLV Runnin' Rebels	02/09/02	*	36	0	3	.000	0	1	.000	0	0	.000	0	2	2	4.5	3	0	8	3	0	1	0	6.1	
at SAN DIEGO STATE	02-11-02	*	37	4	7	.571	2	2	1.000	2	3	.667	1	1	2	4.4	3	0	5	4	0	0	12	6.4	
NEW MEXICO	02/16/02	*	39	1	5	.200	1	3	.333	2	2	1.000	0	1	1	4.2	0	0	8	3	0	1	5	6.3	
Total			23	857	45	108	.417	10	35	.286	46	62	.742	12	85	97	4.2	30	0	172	58	0	33	146	6.3

CAREER HIGHS:

- POINTS: 15 vs. SMU
- FG MADE: 6 vs. TCU, at Utah
- FG ATT: 12 vs. SDSU
- 3FG MADE: 3 vs. TCU
- 3FG ATT: 5 at Utah
- 3FG%: 1.000 (2-2) (three times)
- FT MADE: 8 vs. Stanford
- FT ATT: 12 vs. CS Fullerton
- FT %: .875 (7-8) at San Diego
- REB: 10 vs. Tulsa
- ASSISTS: 15 v. Idaho, Wyoming
- STEALS: 5 vs. SUU, USF
- BLOCKS: 1 vs. Boise State
- MINUTES: 45 at Pepperdine

TRAVIS HANSEN / 6-6 • 210 • junior • guard/forward

- Hansen played a supporting role in his first season at BYU last year and missed part of the year with injury.
- This year he is BYU's second-leading scorer with a 15.3 average and grabs a team-high 6.6 rebounds per game.
- He had 20 points vs. UNM and has scored 17 or more in five of the last six games, including three games with 20 or more points. The exception was his 7 points at SDSU last Monday, where he played a season-low 18 minutes due to foul trouble.
- He has led BYU in scoring nine times overall this year, including 20 vs. UNM Saturday.
- Hansen rebounded from a season-low 5 points at Air Force with a game-high 22 points at Utah.
- He has reached double-digit points in 17 of 23 games.
- He averaged a double-double against league leaders Utah and Wyoming (20.5 ppg, 10.0 rpg).
- He had his team-leading fourth double-double of the year vs. Utah with 22 points and 11 rebounds. Against Pepperdine he had career highs of 30 points and 17 rebounds. He set career highs during the game in points, defensive rebounds, total rebounds, field goals made, field goals attempted, free throws made, free throw percentage, and minutes played. Hansen is the second Cougar to score 30 points in a game this year (Mark Bigelow 31 vs. ASU). Hansen's 17 boards tops his previous high of 15 rebounds this year and is the most boards by a Cougars since Brett Applegate had 17 rebounds in December 1983. Only 20 Cougars have ever had more than 17 boards in a game. No Cougar guard has ever totaled more boards in a single game.
- He played a key defensive role against first-team All-American Casey Jacobsen of Stanford. He is usually given the assignment to guard the option's best perimeter player.



Travis Hansen – 2001-02 Game-by-Game


Opponent	Date	GS	Min	TOTAL			3-PTS			REBOUNDS			PF	FO	A	TO	Blk	Stl	Pts	Avg					
				FG	FGA	Pct	3FG	3FGA	Pct	FT	FTA	Pct									Off	Def	Tot	Avg	
at University of San Diego	11-17-01	*	37	6	11	.545	0	1	.000	9	15	.600	1	7	8	8.0	4	0	1	3	2	1	21	21.0	
ARI ZONA STATE	11/24/12	*	31	5	16	.313	2	6	.333	6	6	1.000	5	10	15	11.5	4	0	0	5	0	0	18	19.5	
at UC Santa Barbara	11-28-01	*	36	4	16	.250	2	4	.500	4	4	1.000	2	8	10	13.0	3	0	2	1	0	0	14	17.7	
at Utah State	12/1/01	*	38	10	15	.667	3	5	.600	3	4	.750	2	3	5	9.5	4	0	1	1	0	0	26	19.8	
WEBER STATE WILDCATS	12-05-01	*	23	3	7	.429	1	2	.500	0	0	.000	2	4	6	8.8	4	0	1	3	0	0	7	17.2	
CREIGHTON	12/8/01	*	34	5	7	.714	1	1	1.000	7	9	.778	1	4	5	8.2	1	0	1	4	0	0	18	17.3	
FORT LEWIS COLLEGE	12/12/01	*	19	6	7	.857	0	1	.000	3	4	.750	1	6	7	8.0	2	0	2	2	0	0	15	17.0	
IDAHO	12/15/01	*	33	3	8	.375	2	4	.500	3	5	.600	0	4	4	7.5	4	0	1	0	1	0	11	16.3	
vs Stanford	12/22/01	*	25	3	7	.429	2	3	.667	0	1	.000	0	9	9	7.7	5	1	0	2	0	0	8	15.3	
CAL STATE NORTHRIDGE	12/27/01	*	26	2	8	.250	0	2	.000	7	8	.875	1	3	4	7.3	3	0	1	1	0	0	11	14.9	
SOUTHERN UTAH UNIVERSITY	12/29/01	*	24	5	10	.500	2	5	.400	4	4	1.000	0	4	4	7.0	4	0	3	3	0	0	16	15.0	
UNI VERSITY OF SAN FRANCISCO	01/02/02	*	27	2	7	.286	1	4	.250	4	4	1.000	2	4	6	6.9	4	0	2	2	1	1	9	14.5	
at Pepperdine	1/5/02	*	42	10	19	.526	0	1	.000	10	10	1.000	2	15	17	7.7	5	1	2	3	0	1	30	15.7	
SAN DIEGO STATE	01/12/02	*	36	5	10	.500	3	4	.750	6	9	.667	0	2	2	7.3	3	0	2	1	1	1	19	15.9	
NEVADA-LAS VEGAS	01/15/02	*	36	2	10	.200	1	3	.333	5	10	.500	1	5	6	7.2	2	0	3	6	0	1	10	15.5	
at New Mexico	01/19/02	*	29	4	13	.308	0	3	.000	0	0	.000	0	3	3	6.9	2	0	1	2	0	0	8	15.1	
at Air Force	1-21-02	*	23	2	7	.286	0	0	.000	1	2	.500	2	3	5	6.8	5	1	1	1	0	0	5	14.5	
at Utah	01/28/02	*	38	6	17	.353	2	3	.667	8	8	1.000	5	6	11	7.1	2	0	0	3	0	2	22	14.9	
WYOMING COWBOYS	02/02/02	*	25	8	12	.667	2	2	1.000	1	2	.500	2	7	9	7.2	3	0	1	2	1	1	19	15.1	
COLORADO STATE UNIVERSITY	02/04/02	*	36	5	9	.556	1	3	.333	6	12	.500	1	4	5	7.1	2	0	1	1	1	1	17	15.2	
at UNLV Runnin' Rebels	02/09/02	*	23	6	12	.500	1	3	.333	8	10	.800	1	3	4	6.9	4	0	3	0	0	2	21	15.5	
at SAN DIEGO STATE	02-11-02	*	18	2	6	.333	0	1	.000	3	4	.750	0	2	2	6.7	5	1	1	0	0	0	7	15.1	
NEW MEXICO	02/16/02	*	35	7	13	.538	0	1	.000	6	6	1.000	0	5	5	6.6	1	0	4	2	1	1	20	15.3	
Total			23	694	111	248	.448	26	62	.419	104	137	.759	31	121	152	6.6	76	4	34	48	10	12	352	15.3

CAREER HIGHS:

- POINTS: 30 at Pepperdine
- FG MADE: 10 at Utah St, Pepp.
- FG ATT: 19 at Pepperdine
- 3FG MADE:

MARK BIGELOW / 6-7 • 190 • sophomore • guard/forward

- Bigelow was BYU's leading scorer (15.0) and rebounder (6.3) in 1998-99 before going on a two-year LDS Church mission to Ft. Lauderdale, Fla. He is still working to regain his pre-mission conditioning and strength.
- He leads BYU in scoring at 15.7 ppg and has scored at least 13 points in 19 of 23 games. He has five 20 or more points games this year, including a BYU season-high 31 vs. ASU. He had a string of 14 straight double-digit games before his season-low 4 points at UNM. He also had 4 points at Utah, taking a season-low one three-point attempt.
- After averaging 18.3 ppg over the first 11 games and shooting .469 from the floor, Bigelow slumped to 24-71 (.338) over the next seven games, including 8-32(.250) on threes while averaging 11.7 ppg over that stretch. He rebounded vs. Wyoming going 8-12 for 19 points. In the last five games, starting with Wyoming, he has continued to shoot better, going 27-53 (.509) from the floor and 11-25 (.444) on threes, averaging 15.2 ppg.
- Bigelow made two three-pointers vs. UNLV in Provo to set a BYU record with 22 consecutive games with a trey. His string ended the next game at UNM (0-3). Bigelow made a three in the first 15 games this year and the last seven of his freshman year in 1998-99 (Terrell Lyday holds single-season mark, 21 games in 1999-2000). Bigelow has made two or more threes in 14 games this year, including a career-equaling 5 threes vs. Southern Utah. He had four threes vs. CSU, a conference-season high. He is 0-7 on threes vs. UNM - two of only three games he hasn't made a trey.
- He averages 18.4 ppg at home, shooting .500, including .427 on threes; and 12.1 ppg and .350, .391 away.



Mark Bigelow – 2001-02 Game-by-Game


Opponent	Date	GS	Min	TOTAL			3-PTS			REBOUNDS			PF	FO	A	TO	Blk	Stl	Pts	Avg					
				FG	FGA	Pct	3FG	3FGA	Pct	FT	FTA	Pct									Off	Def	Tot		
at University of San Diego	11-17-01	*	23	3	10	.300	1	3	.333	2	2	1.000	0	2	2	0	0	0	9	9.0					
ARI ZONA STATE	11/24/12	*	37	9	17	.529	4	8	.500	9	10	.900	1	2	3	2.5	2	0	31	20.0					
at UC Santa Barbara	11-28-01	*	34	5	13	.385	4	6	.667	1	1	1.000	0	5	5	3.3	1	0	15	18.3					
at Utah State	12/1/01	*	28	5	12	.417	3	7	.429	8	9	.889	2	0	2	3.0	5	1	2	21	19.0				
WEBER STATE WILDCATS	12-05-01	*	31	5	12	.417	2	6	.333	2	2	1.000	3	4	7	3.8	3	0	3	2	18.0				
CREIGHTON	12/8/01	*	35	5	11	.455	2	4	.500	5	6	.833	0	0	0	3.2	3	0	1	3	17.8				
FORT LEWIS COLLEGE	12/12/01	*	19	4	5	.800	1	2	.500	5	5	1.000	0	1	1	2.9	1	0	2	0	14	17.3			
IDAHO	12/15/01	*	24	4	7	.571	3	6	.500	8	8	1.000	0	4	4	3.0	3	0	1	2	0	19	17.5		
vs Stanford	12/22/01	*	37	4	9	.444	2	4	.500	5	8	.625	0	5	5	3.2	2	0	0	2	0	15	17.2		
CAL STATE NORTHRIDGE	12/27/01	*	35	10	20	.500	4	10	.400	3	4	.750	0	2	2	3.1	0	0	1	2	0	27	18.2		
SOUTHERN UTAH UNI VERSITY	12/29/01	*	30	7	14	.500	5	8	.625	1	2	.500	2	4	6	3.4	0	0	2	3	0	20	18.4		
UNI VERSITY OF SAN FRANCISCO	01/02/02	*	34	4	11	.364	1	3	.333	6	6	1.000	0	2	2	3.3	0	0	1	0	0	15	18.1		
at Pepperdine	1/5/02	*	33	3	12	.250	1	5	.200	7	8	.875	0	2	2	3.2	4	0	1	0	0	14	17.8		
SAN DIEGO STATE	01/12/02	*	29	5	13	.385	1	6	.167	2	2	1.000	0	1	1	3.0	3	0	2	2	0	13	17.4		
NEVADA-LAS VEGAS	01/15/02	*	34	4	10	.400	2	5	.400	6	8	.750	1	3	4	3.1	1	0	0	5	1	0	16	17.3	
at New Mexico	01/19/02	*	23	2	7	.286	0	3	.000	0	1	.000	0	2	2	3.0	3	0	0	0	0	4	16.5		
at Air Force	1-21-02	*	38	5	13	.385	3	9	.333	3	4	.750	0	1	1	2.9	3	0	1	2	1	16	15.5		
at Utah	01/28/02	*	36	1	5	.200	0	1	.000	2	2	1.000	1	3	4	2.9	1	0	3	2	0	4	15.8		
WYOMING COWBOYS	02/02/02	*	34	8	12	.667	3	6	.500	0	0	.000	0	2	2	2.9	3	0	1	1	1	19	15.9		
COLORADO STATE UNI VERSITY	02/04/02	*	34	7	12	.583	4	7	.571	2	4	.500	1	4	5	3.0	0	0	0	1	0	2	20	16.2	
at UNLV Runni n' Rebels	02/09/02	*	38	4	11	.364	3	5	.600	2	2	1.000	0	2	2	3.0	2	0	2	2	0	1	13	16.0	
at SAN DIEGO STATE	02-11-02	*	36	3	8	.375	1	3	.333	3	4	.750	0	2	2	2.9	3	0	4	1	0	0	10	15.7	
NEW MEXICO	02/16/02	*	33	5	10	.500	0	4	.000	4	6	.667	0	1	1	2.8	2	0	2	1	0	1	14	15.7	
Total s			23	735	112	254	.441	50	121	.413	86	104	.827	11	54	65	2.8	50	2	35	45	9	13	360	15.7

CAREER HIGHS:

- POINTS: 33 at Washington St.
- FG MADE: 11 at Washington St.
- FG ATT: 20 at Wash. St., CSUN
- FG%: .800 (8-10) vs. UTEP
- 3FG MADE: 5 vs. La Tech, SUU
- 3FG ATT: 10 vs. CSUN
- 3FG%: .750 (3-4) at Wash. St.
- FT MADE: 11 (twice)
- FT ATT: 11 (twice)
- FT %: 1.000 (11-11) (twice)
- REB: 14 (twice)
- ASSISTS: 6 (twice)
- STEALS: 9 vs. Arizona
- BLOCKS: 3 at UCSB, v. Creighton
- MINUTES: 42 vs. Arizona

ERIC NIELSEN / 6-9 • 215 • senior • forward

- A four-year starter, Nielsen is the onllystarter back from last year's NCAAteam. An intelligent player with a good mid-range jumper, his 55.2 career field goal percentage (328-594) is fifth all-time at BYU (No. 1 Alan Taylor, .574; No. 2 Gary Trost, .566, No. 3 Jared Miller and Russel Larson, .556). Nielsen and teammate Matt Montague were all freshmen members of the 1996-97 BYU team that finished 1-25. Since returning from his mission, Nielsen has played three seasons for coach Cleveland, helping the Cougars earn a combined 61-28 (.685) record to date, including two post-season tournament berths. He is Academic All-MWC and a Cougar Scholar Athlete.
- Nielsen is third on the team in scoring (10.3 ppg), second in rebounding (4.8 rpg) and field goal percentage (.527).
- He is averaging 12.6 ppg in the last three outings. He was forced out at UNLV after being knocked out momentary.
- He has scored in double figures in 10 of the last 12 games. He has reached double digits 14 times this year.
- He was sick and did not start for the first time this year at Air Force, playing 20 minutes with three free throws.
- After scoring a season-low 2 points against Idaho in 25 minutes, taking only two shots, he scored a career-high 29 points vs. Stanford, taking a career-high 16 attempts while making a personal-best 11 shots.
- He has taken 182 shots this year, topping his previous season high of 157 as a freshman. Last year the most shots he took in a game was eight, when he averaged 3.8 attempts per game. This year he is averaging 7.9 attempts.
- Nielsen fouled out for the first time this year at Utah (with 8:36 remaining). He had fouled out of 26 of 92 games (every 3.5 games) over his first three seasons (10 times as a freshman, 7 times as a sophomore and 9 times last year).
- He missed his only start at Air Force because he was ill. He did not attempt a shot for only time this year (3 pts).



Eric Nielsen – 2001-02 Game-by-Game


Opponent	Date	GS	Min	TOTAL			3-PTS			REBOUNDS			PF	FO	A	TO	Blk	Stl	Pts	Avg					
				FG	FGA	Pct	3FG	3FGA	Pct	FT	FTA	Pct									Off	Def	Tot		
at University of San Diego	11-17-01	*	38	3	7	.429	0	0	.000	2	2	1.000	1	6	7	7.0	2	0	0	8	8.0				
ARI ZONA STATE	11/24/12	*	38	8	11	.727	0	0	.000	3	5	.600	4	2	6	8.5	3	0	1	2	0	19	13.5		
at UC Santa Barbara	11-28-01	*	24	1	4	.250	0	1	.000	1	1	1.000	2	4	5.7	4	0	1	5	0	1	3	10.0		
at Utah State	12/1/01	*	30	5	8	.625	0	0	.000	4	4	1.000	1	3	4	5.3	4	0	1	0	0	14	11.0		
WEBER STATE WILDCATS	12-05-01	*	35	6	10	.600	1	1	1.000	1	2	.500	0	8	8	5.8	3	0	2	2	0	14	11.6		
CREIGHTON	12/8/01	*	36	4	8	.500	0	0	.000	1	3	.333	1	4	5	5.7	1	0	2	2	0	9	11.2		
FORT LEWIS COLLEGE	12/12/01	*	19	2	3	.667	0	0	.000	0	0	.000	2	2	4	5.4	3	0	2	2	0	4	10.1		
IDAHO	12/15/01	*	25	1	2	.500	0	0	.000	0	0	.000	0	4	4	5.3	0	0	0	1	0	0	2	9.1	
vs Stanford	12/22/01	*	38	11	16	.688	2	2	1.000	5	5	1.000	2	4	6	5.3	4	0	2	3	0	29	11.3		
CAL STATE NORTHRIDGE	12/27/01	*	34	2	7	.286	0	0	.000	1	1	1.000	0	6	6	5.4	3	0	0	0	0	5	10.7		
SOUTHERN UTAH UNI VERSITY	12/29/01	*	25	3	3	1.000	0	0	.000	0	0	.000	2	2	4	5.3	4	0	1	3	2	6	10.3		
UNI VERSITY OF SAN FRANCISCO	01/02/02	*	37	5	8	.625	0	0	.000	2	3	.667	1	7	8	5.5	3	0	3	1	2	0	12	10.4	
at Pepperdine	1/5/02	*	41	5	11	.455	0	1	.000	0	2	.000	3	0	3	5.3	4	0	0	4	0	0	10	10.4	
SAN DIEGO STATE	01/12/02	*	23	3	5	.600	0	0	.000	5	6	.833	1	2	3	5.1	4	0	1	0	1	0	11	10.4	
NEVADA-LAS VEGAS	01/15/02	*	33	5	6	.833	0	0	.000	1	1	1.000	0	4	4	5.1	4	0	0	5	0	0	11	10.5	
at New Mexico	01/19/02	*	37	4	11	.364	2	2	1.000	0	0	.000	1	3	4	5.0	1	0	3	0	1	0	10	10.4	
at Air Force	1-21-02	*	20	0	0	.000	0	0	.000	3	4	.750	0	0	0	4.7	0	0	1	1	0	0	3	10.0	
at Utah	01/28/02	*	21	5	7	.714	0	1	.000	0	0	.000	1	2	3	4.6	5	1	1	5	1	0	10	10.0	
WYOMING COWBOYS	02/02/02	*	38	5	14	.357	1	2	.500	1	2	.500	1	6	7	4.7	1	0	2	1	3	0	12	10.1	
COLORADO STATE UNI VERSITY	02/04/02	*	30	2	8	.250	0	0	.000	3	4	.750	0	4	4	4.7	3	0	1	2	1	0	7	10.0	
at UNLV Runni n' Rebels	02/09/02	*	34	6	10	.600	1	2	.500	1	2	.500	1	4	5	4.7	1	0	0	1	2	0	14	10.1	
at SAN DIEGO STATE	02-11-02	*	38	6	15	.400	2	4	.500	0	0	.000	2	5	7	4.8	3	0	0	1	3	0	14	10.3	
NEW MEXICO	02/16/02	*	38	4	8	.500	1	1	1.000	1	1	1.000	0	5	5	4.8	4	0	1	0	1	0	10	10.3	
Total s			22	732	96	182	.527	10	17	.588	35	48	.729	26	85	111	4.8	64	1	21	47	16	4	237	10.3

CAREER HIGHS:

- POINTS: 29 vs. Stanford
- FG MADE: 11 vs. Stanford
- FG ATT: 16 vs. Stanford
- FG%: 1.000 (6-6) (twice)
- 3FG MADE: 2 (three times)
- 3FG ATT: 5 at Utah
- 3FG%: 1.000 (2-2) Stanford, at UNM
- FT MADE: 7 vs. SUU
- FT ATT: 8

JARED JENSEN / 6-9 • 245 • freshman • center

- Jensen earned the 2001 Utah Deseret News Mr. Basketball Award after scoring 25.8 points and pulling down 13 rebounds per game this past season at Fremont High School. With the loss of 2001 Mountain West Conference Player of the Year Mekeli Wesley in the post, he has earned the starting center spot.
- He is fourth on the team overall at 9.2 ppg. In MWC games, he is tied for third on the team at 10.2 ppg.
- He shoots a team-leading and MWC-best 61.0 percent (21st nationally). He has 11 double figure games this year.
- He has played 20 or more minutes in 13 games. After 8 straight 20-plus minute outings, he played a season-low 7 minutes at Utah and has only had one 20-minute game in the last six contests. He had 7 pts in 17 minutes vs. UNM.
- He tied a career-best six field goals while grabbing a career-best 6 offensive rebounds at UNLV (12 points).
- He has failed to make a field goal three times this year (at Pepperdine, at Utah an vs. CSU). Against Utah, he got in foul trouble and played only seven minutes because of matchups at Utah and did not score for only the second time this year (first time was at Pepperdine).
- He had perhaps the best game of his young career at Air Force when he scored a career-high 20 points, going 6-10 from the floor and 8-9 from the line. He also added 7 rebounds and 2 steals.
- Jensen had his first career double-double with 13 points and 10 rebounds vs. CS Northridge. He also had a career-best 10 boards vs. Creighton.



Jared Jensen – 2001-02 Game-by-Game

Opponent	Date	GS	Min	TOTAL			3-PTS			REBOUNDS			Avg	PF	FO	A	TO	Blk	Stl	Pts	Avg				
				FG	FGA	Pct	3FG	FGA	Pct	FT	FTA	Pct										Off	Def	Tot	
at University of San Diego	11-17-01	*	9	2	2	1.000	0	0	.000	2	2	1.000	2	2	4	4.0	5	1	0	0	6	6.0			
ARI ZONA STATE	11/24/12	*	15	2	3	.667	0	0	.000	0	0	.000	0	2	2	3.0	3	0	1	0	4	5.0			
at UC Santa Barbara	11-28-01	*	32	4	5	.800	0	0	.000	6	8	.750	0	0	0	2.0	4	0	2	0	14	8.0			
at Utah State	12/1/01	*	26	2	2	1.000	0	0	.000	0	0	.000	0	1	1	1.8	1	0	0	1	4	7.0			
WEBER STATE W LDCATS	12-05-01	*	20	3	7	.429	0	0	.000	1	1	1.000	0	2	2	1.8	1	0	1	1	7	7.0			
CREIGHTON	12/8/01	*	18	2	4	.500	0	0	.000	0	0	.000	1	9	10	3.2	4	0	2	0	4	6.5			
FORT LEWIS COLLEGE	12/12/01	*	16	5	7	.714	0	0	.000	2	3	.667	0	1	1	2.9	0	0	0	0	12	7.3			
IDAHO	12/15/01	*	20	4	4	1.000	0	0	.000	4	4	1.000	0	4	4	3.0	1	0	1	2	0	12	7.9		
vs Stanford	12/22/01	*	19	2	5	.400	0	0	.000	5	6	.833	2	0	2	2.9	3	0	0	1	0	9	8.0		
CAL STATE NORTHRIDGE	12/27/01	*	25	5	6	.833	0	0	.000	3	4	.750	6	4	10	3.6	4	0	1	1	2	13	8.5		
SOUTHERN UTAH UNIVERSITY	12/29/01	*	24	5	6	.833	0	0	.000	4	5	.800	1	4	5	3.7	3	0	2	0	1	14	9.0		
UNIVERSITY OF SAN FRANCISCO	01/02/02	*	27	5	10	.500	0	0	.000	0	0	.000	1	1	2	3.6	1	0	0	1	1	10	9.1		
at Pepperdine	1/5/02	*	29	0	4	.000	0	0	.000	0	0	.000	3	2	5	3.7	1	0	0	2	0	8	4.4		
SAN DIEGO STATE	01/12/02	*	28	4	6	.667	0	0	.000	9	12	.750	1	1	2	3.6	5	1	0	1	0	17	9.0		
NEVADA-LAS VEGAS	01/15/02	*	21	3	7	.429	0	0	.000	2	2	1.000	4	3	7	3.8	1	0	1	0	2	8	8.9		
at New Mexico	01/19/02	*	24	6	7	.857	0	0	.000	3	5	.600	3	0	3	3.8	3	0	2	0	1	15	9.3		
at Air Force	1-21-02	*	27	6	10	.600	0	0	.000	8	9	.889	5	2	7	3.9	3	0	0	2	0	20	9.9		
at Utah	01/28/02	*	7	0	1	.000	0	0	.000	0	0	.000	1	1	2	3.8	3	0	0	1	0	0	9.4		
WYOMING COWBOYS	02/02/02	*	18	4	8	.500	0	0	.000	2	2	1.000	1	1	2	3.7	5	1	0	2	1	10	9.4		
COLORADO STATE UNIVERSITY	02/04/02	*	24	0	2	.000	0	0	.000	6	6	1.000	1	2	3	3.7	2	0	0	1	0	6	9.3		
at UNLV Runni n' Rebels	02/09/02	*	19	6	9	.667	0	0	.000	0	0	.000	6	1	7	3.9	2	0	0	2	0	12	9.4		
at SAN DIEGO STATE	02-11-02	*	15	3	4	.750	0	0	.000	1	2	.500	0	0	0	3.7	2	0	0	1	2	7	9.3		
NEW MEXICO	02/16/02	*	17	2	4	.500	0	0	.000	3	4	.750	0	2	2	3.6	0	0	0	1	0	7	9.2		
Totals			22	480	75	123	.610	0	0	.000	61	75	.813	38	45	83	3.6	57	3	5	20	12	14	211	9.2

CAREER HIGHS:

- POINTS: 20 at Air Force
- FG MADE: 6 (3 times)
- FG ATT: 10 vs. USF, at AFA
- 3FG MADE: 1.000 (4-4) vs. Idaho
- 3FG ATT: --
- 3FG%: --
- FT MADE: 9 vs. SDSU
- FT ATT: 12 vs. SDSU
- FT %: 1.000 (6-6) vs. CSU
- REB: 10 vs. Creighton, CSUN
- ASSISTS: 2 vs. Creighton
- STEALS: 2 vs. CSUN, UNLV, AF
- BLOCKS: 2 (three times)
- MINUTES: 32 at UCSB

DANIEL BOBIK / 6-6 • 205 • sophomore • guard

- Last year Daniel Bobik averaged 3.5 points and 10.4 minutes while playing in 28 of 33 games as a freshman. Bobik plays the sixth-man role this year.
- Bobik is fifth on the team in scoring (7.2). He has scored in double digits in seven games, including two MWC games. He had 10 at Utah and 11 at New Mexico. At UNM, he went 4-6 from the floor, a career-best .667 percentage, with 11 points. He scored on back-to-back ally-oop layins. He reached double digits in three straight games with a career-high 17 against Idaho, 10 against Stanford and 17 again vs. CS Northridge.
- He had a career-best 8 rebounds vs. Creighton.
- He played 20 minutes for the first time in the last four games at SDSU, but played a season-low 8 minutes Saturday vs. UNM. He had seen the fewest minutes of the year in recent games. He played 13 minutes vs. CSU after 15 minutes vs. Wyoming in BYU's prior two-game homestand. He played 16 minutes at UNLV. He averages 20.2 minutes overall. He played a career-high 33 minutes with 12 points and four rebounds in the season-opener at USD.
- He did not take a shot for the first time this year in his season-low 8 minutes Saturday vs. UNM.
- Five of his seven double figures games have been on the road, including 12 at USD, 10 vs. Stanford in two wins.
- With Eric Nielsen sick, he got his only start at Air Force, playing 21 minutes, taking only 1 shot, scoring 2 points.
- He shoots a MWC-best 92.1 percent (10th nationally) from the line and had a string of 27 straight free throws until missing his last attempt at Utah (all-time BYU record is 32 by Michael Smith). Bobik's free throw string extended over 17 games (began vs. ASU). He set career bests in all three free throw categories, going 8-8 vs. CS Northridge.



Daniel Bobik – 2001-02 Game-by-Game

Opponent	Date	GS	Min	TOTAL			3-PTS			REBOUNDS			Avg	PF	FO	A	TO	Blk	Stl	Pts	Avg				
				FG	FGA	Pct	3FG	FGA	Pct	FT	FTA	Pct										Off	Def	Tot	
at University of San Diego	11-17-01		33	3	7	.429	2	5	.400	4	4	1.000	1	3	4	4.0	4	0	2	4	0	12	12.0		
ARI ZONA STATE	11/24/12		19	1	2	.500	1	2	.500	4	6	.667	0	2	2	3.0	2	0	1	2	1	7	9.5		
at UC Santa Barbara	11-28-01		17	2	7	.286	0	2	.000	0	0	.000	1	4	5	3.7	2	0	0	2	2	4	7.7		
at Utah State	12/1/01		25	5	12	.417	3	6	.500	0	0	.000	1	3	4	3.8	4	0	3	2	0	13	9.0		
WEBER STATE W LDCATS	12-05-01		26	4	10	.400	1	4	.250	0	0	.000	1	1	2	3.4	1	0	2	0	1	9	9.0		
CREIGHTON	12/8/01		25	2	4	.500	0	0	.000	3	3	1.000	0	8	8	4.2	2	0	1	1	0	7	8.7		
FORT LEWIS COLLEGE	12/12/01		18	2	3	.667	1	2	.500	2	2	1.000	0	1	1	3.7	0	0	1	1	0	7	8.4		
IDAHO	12/15/01		19	5	8	.625	5	7	.714	2	2	1.000	0	3	3	3.6	2	0	2	1	0	17	9.5		
vs Stanford	12/22/01		21	3	7	.429	1	2	.500	3	3	1.000	1	3	4	3.7	2	0	2	1	0	10	9.6		
CAL STATE NORTHRIDGE	12/27/01		23	4	9	.444	1	4	.250	8	8	1.000	1	3	4	3.7	1	0	4	4	0	3	17	10.3	
SOUTHERN UTAH UNIVERSITY	12/29/01		18	2	4	.500	2	3	.667	0	0	.000	0	0	0	3.4	0	0	2	1	1	6	9.9		
UNIVERSITY OF SAN FRANCISCO	01/02/02		16	1	6	.167	0	4	.000	0	0	.000	0	2	2	3.3	2	0	2	4	0	2	9.3		
at Pepperdine	1/5/02		25	3	9	.333	2	5	.400	0	0	.000	0	2	2	3.2	5	1	0	3	2	1	8	9.2	
SAN DIEGO STATE	01/12/02		17	0	5	.000	0	3	.000	0	0	.000	0	2	2	3.1	1	0	0	1	1	0	8.5		
NEVADA-LAS VEGAS	01/15/02		20	2	6	.333	1	2	.500	2	2	1.000	0	2	2	3.0	3	0	2	1	0	7	8.4		
at New Mexico	01/19/02		24	4	6	.667	1	3	.333	2	2	1.000	0	2	2	2.9	5	1	0	3	0	2	11	8.6	
at Air Force	1-21-02	*	21	1	1	1.000	0	0	.000	0	0	.000	0	0	0	2.8	3	0	0	3	0	2	8.2		
at Utah	01/28/02		26	3	7	.429	1	4	.250	3	4	.750	0	1	1	2.7	4	0	3	0	1	10	8.3		
WYOMING COWBOYS	02/02/02		15	2	3	.667	1	2	.500	0	0	.000	0	2	2	2.6	1	0	3	1	0	5	8.1		
COLORADO STATE UNIVERSITY	02/04/02		13	0	1	.000	0	1	.000	2	2	1.000	1	2	3	2.7	0	0	2	0	0	2	7.8		
at UNLV Runni n' Rebels	02/09/02		16	1	3	.333	0	0	.000	0	0	.000	1	2	3	2.7	3	0	0	4	0	0	2	7.5	
at SAN DIEGO STATE	02-11-02		20	3	5	.600	1	2	.500	0	0	.000	1	2	3	2.7	2	0	1	1	0	1	7	7.5	
NEW MEXICO	02/16/02		8	0	0	.000	0	0	.000	0	0	.000	0	1	1	2.6	2	0	1	0	0	0	7.2		
Totals			1	465	53	125	.424	24	63	.381	35	38	.921	9	51	60	2.6	51	2	29	45	6	18	165	7.2

CAREER HIGHS:

- POINTS: 17 vs. Idaho, CSUN
- FG MADE: 5 vs. Elon, Idaho
- FG ATT: 12 at Utah State
- FG%: .667 (4-6) at UNM
- 3FG MADE: 5 vs. Idaho
- 3FG ATT: 7 vs. Idaho
- 3FG%: .714 (5-7) vs. Idaho
- FT MADE: 8 vs. CSUN
- FT ATT: 8 vs. TAMCC, CSUN
- FT %: 1.000 (8-8) vs. CSUN
- REB: 8 vs. Creighton
- ASSISTS: 4 vs. CSUN
- STEALS: 3 vs. CSUN
- BLOCKS: 2 at Pepperdine
- MINUTES: 33 at San Diego</

BART JEPSEN / 6-9 • 235 • redshirt sophomore • forward

- Jepsen redshirted last season after returning from an LDS Church mission. He is a rebounder and defender who can run the floor well. Before a two-year LDS Church mission, Jepsen started nine times while playing 27 games as a freshman in 1997-98 in Cleveland's first season.
- Jepsen has appeared in every game this year off the bench, joining Bobik as only reserves to play in every game.
- He had 2 points on a dunk in only 4 minutes Saturday vs. UNM and three rebounds in only five minutes at SDSU last Monday.
- He blocked Brian Greene's shot with seconds left to help BYU preserve its three-point lead over CSU at home. It was his third blocked shot of the year.
- After playing double-digit minutes in five of first seven games, he has only played 10 or more minutes in four of the last 16 games, but played a season-high 22 minutes at UNLV last Saturday (also played 22 minutes at Utah State).
- Jepsen tied his career high in scoring with seven points and field goals made (3), coming off the bench to give the Cougars a big lift in 19 minutes vs. SDSU in Provo. His two dunks in the first half helped give BYU momentum, taking a lead it never lost throughout the entire second half. His 3-4 shooting night was also a career-best percentage.
- His rebound high is 6 vs. Arizona State.



Bart Jepsen – 2001-02 Game-by-Game

Opponent	Date	GS	Min	TOTAL		3-PTS		FT	FTA	REBOUNDS				PF	FO	A	TO	Blk	Stl	Pts	Avg			
				FG	FGA	Pct	3FG			FGA	Pct	Off	Def									Tot	Avg	
at University of San Diego	11-17-01	3	0	0	.000	0	0	.000	0	0	0	1	0	1	1.0	1	0	0	0	0	0.0			
ARIZONA STATE	11/24/12	20	0	4	.000	0	0	.000	1	2	.500	1	5	6	3.5	5	1	0	3	0	1	0.5		
at UC Santa Barbara	11-28-01	18	0	0	.000	0	0	.000	0	0	.000	1	4	5	4.0	1	0	0	0	0	0.3			
at Utah State	12/1/01	22	0	2	.000	0	0	.000	0	0	.000	1	2	3	3.8	2	0	0	1	1	0	0.3		
WEBER STATE W LDCATS	12-05-01	5	0	0	.000	0	0	.000	0	0	.000	1	0	1	3.2	1	0	0	0	0	0.2			
CREIGHTON	12/8/01	11	1	2	.500	0	0	.000	0	0	.000	1	1	2	3.0	4	0	0	1	0	2	0.5		
FORT LEWIS COLLEGE	12/12/01	11	2	3	.667	0	0	.000	1	1	1.000	1	2	3	3.0	3	0	2	1	0	5	1.1		
IDAHO	12/15/01	8	1	1	1.000	0	0	.000	0	0	.000	0	1	1	2.8	0	0	0	0	0	2	1.3		
vs Stanford	12/22/01	4	0	1	.000	0	0	.000	0	0	.000	0	1	1	2.6	1	0	0	0	0	0	1.1		
CAL STATE NORTHRI DGE	12/27/01	4	0	0	.000	0	0	.000	0	0	.000	0	0	0	2.3	0	0	0	0	0	0	1.0		
SOUTHERN UTAH UNI VERSITY	12/29/01	11	0	0	.000	0	0	.000	0	0	.000	0	3	3	2.4	3	0	0	1	0	0	0.9		
UNI VERSITY OF SAN FRANCISCO	01/02/02	1	0	0	.000	0	0	.000	0	0	.000	0	0	0	2.2	0	0	0	0	0	0	0.8		
at Pepperdine	1/5/02	1	0	0	.000	0	0	.000	0	1	1.000	0	1	1	2.1	1	0	0	0	0	0	0.8		
SAN DIEGO STATE	01/12/02	19	3	4	.750	0	1	.000	1	2	.500	2	0	2	2.1	2	0	0	0	1	0	1.2		
NEVADA-LAS VEGAS	01/15/02	9	0	0	.000	0	0	.000	0	0	.000	0	0	0	1.9	1	0	0	0	0	0	1.1		
at New Mexi co	01/19/02	2	0	0	.000	0	0	.000	0	0	.000	0	0	0	1.8	0	0	0	0	0	0	1.1		
at Air Force	1-21-02	1	0	0	.000	0	0	.000	0	0	.000	0	0	0	1.7	1	0	0	0	0	0	1.0		
at Utah	01/28/02	15	1	1	1.000	0	0	.000	0	0	.000	1	2	3	1.8	2	0	0	0	1	2	1.1		
WYOMING COWBOYS	02/02/02	2	0	0	.000	0	0	.000	0	0	.000	0	0	0	1.7	2	0	1	1	0	0	1.0		
COLORADO STATE UNI VERSITY	02/04/02	9	0	1	.000	0	0	.000	0	0	.000	0	1	1	1.7	2	0	0	1	1	0	1.0		
at UNLV Runni n' Rebels	02/09/02	22	2	4	.500	0	0	.000	0	0	.000	0	3	3	1.7	0	0	0	0	0	1	4.1		
at SAN DIEGO STATE	02-11-02	5	0	1	.000	0	0	.000	0	0	.000	1	2	3	1.8	0	0	0	1	0	0	1.0		
NEW MEXI CO	02/16/02	4	1	1	1.000	0	0	.000	0	0	.000	0	0	0	1.7	1	0	0	0	0	0	2.1		
Totals		0	207	11	25	.440	0	1	.000	3	5	.600	11	28	39	1.7	33	1	3	10	3	2	25	1.1

CAREER HIGHS:

- POINTS: 7 at UNLV (98), v. SDSU
- FG MADE: 3 at UNLV, v. SDSU
- FG ATT: 8 at UNLV
- FG%: .750 (3-4) vs. SDSU
- 3FG MADE: 1 at UNLV
- 3FG ATT: 4 at UNLV
- 3FG%: .250 (1-4) at UNLV
- FT MADE: 4 vs. Air Force
- FT ATT: 4 vs. Air Force
- FT %: 1.000 (4-4) vs. Air Force
- REB: 9 vs. Washington
- ASSISTS: 2 (twice)
- STEALS: 2 (twice)
- BLOCKS: 3 vs. UTEP
- MINUTES: 35 at Tulsa

JESSE PINEGAR / 6-9 • 220 • redshirt freshman • forward

- Pinegar has played in five games since being cleared by doctors in December (due to shoulder surgery in June). It was his first action since his junior year of high school. He sat out his senior year of high school after shoulder surgery and then redshirted last season at BYU. He injured his shoulder again this summer and had surgery in June.
- Pinegar scored the first points of his collegiate career vs. Southern Utah. He scored with about a minute to play on running one-hand baseline jumper. He played a season-high seven minutes with 1 rebound and 1 assist vs. Fort Lewis in his first career appearance.
- He has not appeared in any conference games.
- Pinegar redshirted last year after coming to BYU as one of the Cougars' top recruits and the first of BYU's top-20 recruiting class to commit to the Cougars. He was rated the top center in the West as a junior and sat out his senior year of high school after shoulder surgery. A skilled offensive player, he was expected to play a role for BYU this season but again injured his left (non dominant) shoulder in June. He is a mobile, athletic player, who has excellent range beyond the three-point line. He made significant strides in the weight room last season before the injury.
- He no longer has pain in his shoulder but remains behind in his conditioning and strength and, consequently, will likely not factor into any regular rotation this season.



Jesse Pinegar – 2001-02 Game-by-Game

Opponent	Date	GS	Min	TOTAL		3-PTS		FT	FTA	REBOUNDS				PF	FO	A	TO	Blk	Stl	Pts	Avg		
				FG	FGA	Pct	3FG			FGA	Pct	Off	Def									Tot	Avg
FORT LEWIS COLLEGE	12/12/01	7	0	2	.000	0	0	.000	0	0	.000	0	1	1	1.0	1	0	1	1	0	0	0.0	
IDAHO	12/15/01	5	0	1	.000	0	0	.000	0	0	.000	0	1	1	1.0	0	0	1	1	0	0	0.0	
CAL STATE NORTHRI DGE	12/27/01	2	0	0	.000	0	0	.000	0	0	.000	0	0	0	0.7	0	0	0	0	0	0	0.0	
SOUTHERN UTAH UNI VERSITY	12/29/01	3	1	2	.500	0	1	.000	0	0	.000	0	1	1	0.8	0	0	0	0	0	2	0.5	
UNI VERSITY OF SAN FRANCISCO	01/02/02	1	0	0	.000	0	0	.000	0	0	.000	0	0	0	0.6	0	0	0	0	0	0	0.4	
Totals		0	18	1	5	.200	0	1	.000	0	0	.000	0	3	3	0.6	1	0	1	2	0	2	0.4

CAREER HIGHS:

- POINTS: 2 vs. SUU
- FG MADE: 1 vs. SUU
- FG ATT: 2 vs. Fort Lewis, SUU
- FG%: .500 (1-2) vs. SUU
- 3FG MADE: --
- 3FG ATT: 1 vs. SUU
- 3FG%: --
- FT MADE: --
- FT ATT: --
- FT %: --
- REB: 1 (three times)
- ASSISTS: 1 at Fort Lewis
- STEALS: 2 vs. Idaho
- BLOCKS: --
- MINUTES: 7 vs. Fort Lewis

DAN HOWARD / 7-0 • 225 • sophomore • center

- The tallest player on the roster, he has a nice touch for a big man. He is a career 14-19 from the floor in his two seasons, including 6-8 this year.
- Howard has appeared in 14 games overall this season. Last year, Howard also played in 14 games in limited action.
- He has played his most significant time in the last two games. He played 12 minutes, including a nice tip-in follow to help BYU come back on UNM Saturday. Last Monday at SDSU he had career highs in points (8), rebounds (7), steals (1) and minutes (19) and equaled his career bests in field goals (3), field goal attempts (3), field goal percentage (3-3, 1.000), free throws (2), free throw attempts (2) and free throw percentage (2-2, 1.000). While his offensive numbers were good, his biggest contribution was on the defensive end. He was able to significantly slow down SDSU's Randy Holcomb, who had a huge first half for the Aztecs. Howard's action in the past two games is his first extended minutes in games still in question since playing a season-high 12 minutes at San Francisco last season.
- In conference play, he appeared against CSU and Wyoming in addition to SDSU and UNM games.
- He started the season-opener at USD, the only start of his career. He played seven minutes, with one rebound.
- He played 2 minutes vs. Stanford with one rebound.
- He had 4 points and 5 boards vs. Fort Lewis and had 3 rebounds and 2 blocks vs. Idaho. He played a 13 minutes in each game.
- He has played double-digit minutes four times this year. In those games he averages 13.8 minutes, 3.8 ppg, 4.3 rpg while going 6-7 from the floor and 3-4 from the line.



Dan Howard – 2001-02 Game-by-Game


Opponent	Date	GS	Min	TOTAL			3-PTS			REBOUNDS				PF	FO	A	TO	Blk	Stl	Pts	Avg				
				FG	FGA	Pct	3FG	3FGA	Pct	FT	FTA	Pct	Off									Def	Tot	Avg	
at University of San Diego	11-17-01	*	7	0	0	.000	0	0	.000	0	0	.000	0	1	1	1.0	1	0	0	0	0.0				
at Utah State	12/1/01		2	0	0	.000	0	0	.000	0	0	.000	0	0	0.5	1	0	0	0	0	0.0				
WEBER STATE WILDCATS	12-05-01		4	0	0	.000	0	0	.000	0	0	.000	1	0	1.7	2	0	0	1	0	0.0				
CREGGINGTON	12/8/01		1	0	0	.000	0	0	.000	0	0	.000	0	0	0.5	1	0	0	0	0	0.0				
FORT LEWIS COLLEGE	12/12/01		13	2	2	1.000	0	0	.000	0	0	.000	2	3	5	1.4	1	0	1	0	4.8				
IDAHO	12/15/01		13	0	1	.000	0	0	.000	0	0	.000	1	2	3	1.7	0	0	1	2	0.7				
vs Stanford	12/22/01		2	0	1	.000	0	0	.000	0	0	.000	1	0	1	1.6	0	0	0	0	0.6				
CAL STATE NORTHRIDGE	12/27/01		3	0	0	.000	0	0	.000	2	2	1.000	0	0	1.4	2	0	0	0	0	2.8				
SOUTHERN UTAH UNIVERSITY	12/29/01		5	0	0	.000	0	0	.000	1	2	.500	0	0	1.2	0	0	0	0	0	1.8				
UNIVERSITY OF SAN FRANCISCO	01/02/02		2	0	0	.000	0	0	.000	0	0	.000	0	0	1.1	0	0	0	0	0	0.7				
WYOMING COWBOYS	02/02/02		4	0	0	.000	0	0	.000	0	0	.000	0	0	1.0	0	0	0	0	0	0.6				
COLORADO STATE UNIVERSITY	02/04/02		3	0	0	.000	0	0	.000	0	0	.000	0	0	0.9	2	0	0	0	0	0.6				
at SAN DIEGO STATE	02-11-02		17	3	3	1.000	0	0	.000	2	2	1.000	2	5	7	1.4	2	0	0	1	8.1				
NEW MEXICO	02/16/02		12	1	1	1.000	0	0	.000	1	2	.500	1	1	2	1.4	2	0	0	0	3.1				
Totals			1	88	6	8	.750	0	0	.000	6	8	.750	8	12	20	1.4	14	0	0	2	4	1	18	1.3

CAREER HIGHS:

- POINTS: 8 at SDSU
- FG: 3 vs. UC Riverside, at SDSU
- FGA: 3 vs. UC Riverside, at SDSU
- FG%: 1.000 (3-3) v. UCR, at SDSU
- 3FG MADE: --
- 3FG ATT: --
- 3FG%: --
- FT MADE: 2 (three times)
- FT ATT: 2 (six times)
- FT %: 1.000 (2-2) (three times)
- REB: 7 at SDSU
- ASSISTS: --
- STEALS: 1 at SDSU
- BLOCKS: 2 vs. Idaho
- MINUTES: 17 at SDSU

JON CARLISLE / 6-10 • 250 • sophomore • center

- Carlisle is from Salt Lake City and last played on Utah's Final Four team in 1998 as the primary backup to current Cleveland Cavaliers center Michael Doleac. He averaging 2.4 points and 2.1 rebounds in 10.3 minutes per game.
- He continues to work to get back into playing shape, having taken off 40 pounds since returning from his mission. He is a talented post player who has the tools to be a strong contributor once he is in condition to play more minutes. He has been a spark in the post at times, giving the Cougars a solid effort during his limited time.
- Carlisle has played in 18 games, including the last 17 straight. He has grabbed a rebound in 15 of 18 games and has scored in 10 of his 18 games.
- He is 12-24(.500) from the floor.
- After three straight scoreless games, he scored 5 points and had 2 rebounds in 8 minutes vs. UNM Saturday. He recorded his first steal of the year and equaled a season-high 4 field goal attempts.
- He played a season-high 19 minutes vs. Wyoming, scoring a career-high 8 points.
- He has played double-digit minutes four times. He played 14 minutes vs. Stanford, more than doubling his previous high while making a significant contribution to the victory, playing 10 minutes in the first half with Jared Jensen in foul trouble.
- He had four points and season-high four boards in 13 minutes at UNM in Albuquerque. He also had four rebounds in eight minutes vs. SDSU in Provo. He was BYU's second-leading rebounder vs. SDSU. He had two blocks, one rebound and dove on the floor to create a BYU possession resulting in a Matt Montague layin in only seven minutes at



Jon Carlisle – 2001-02 Game-by-Game


Opponent	Date	GS	Min	TOTAL			3-PTS			REBOUNDS				PF	FO	A	TO	Blk	Stl	Pts	Avg				
				FG	FGA	Pct	3FG	3FGA	Pct	FT	FTA	Pct	Off									Def	Tot	Avg	
WEBER STATE WILDCATS	12-05-01		3	0	0	.000	0	0	.000	0	0	.000	0	2	2	2.0	1	0	0	0	0.0				
FORT LEWIS COLLEGE	12/12/01		7	3	4	.750	0	0	.000	0	0	.000	1	2	3	2.5	1	0	0	2	6.3				
IDAHO	12/15/01		6	0	1	.000	0	0	.000	0	0	.000	1	0	1	2.0	1	0	0	0	2.0				
vs Stanford	12/22/01		14	1	3	.333	0	0	.000	0	0	.000	1	1	2	2.0	2	0	2	1	2.0				
CAL STATE NORTHRIDGE	12/27/01		3	0	0	.000	0	0	.000	0	0	.000	1	0	1	1.8	1	0	0	0	1.6				
SOUTHERN UTAH UNIVERSITY	12/29/01		7	0	0	.000	0	0	.000	1	2	.500	1	2	1.8	1	0	0	1	0	1.5				
UNIVERSITY OF SAN FRANCISCO	01/02/02		13	1	2	.500	0	0	.000	2	4	.500	1	2	3	2.0	2	0	1	2	4.9				
at Pepperdine	1/5/02		8	1	2	.500	0	0	.000	0	0	.000	1	2	2.0	5	1	0	0	0	2.9				
SAN DIEGO STATE	01/12/02		8	0	1	.000	0	0	.000	0	0	.000	1	3	4	2.2	1	0	1	0	1.7				
NEVADA-LAS VEGAS	01/15/02		6	0	1	.000	0	0	.000	2	2	1.000	1	2	2.2	0	0	0	0	0	2.1				
at New Mexico	01/19/02		13	1	2	.500	0	0	.000	2	4	.500	1	3	4	2.4	2	0	0	3	4.9				
at Air Force	1-21-02		6	1	1	1.000	0	0	.000	0	0	.000	0	0	2.2	0	0	0	0	0	2.9				
at Utah	01/28/02		7	0	0	.000	0	0	.000	0	0	.000	0	1	2	1.1	1	0	0	2	1.8				
WYOMING COWBOYS	02/02/02		19	2	2	1.000	0	0	.000	4	4	1.000	0	1	2	3.0	2	1	1	0	8.2				
COLORADO STATE UNIVERSITY	02/04/02		7	0	1	.000	0	0	.000	0	0	.000	0	0	1.9	3	0	2	0	0	2.1				
at UNLV Runnin' Rebels	02/09/02		2	0	0	.000	0	0	.000	0	2	.000	0	1	1.8	0	0	0	0	0	1.9				
at SAN DIEGO STATE	02-11-02		3	0	0	.000	0	0	.000	0	0	.000	0	0	1.7	0	0	1	0	0	1.8				
NEW MEXICO	02/16/02		8	2	4	.500	0	0	.000	1	2	.500	1	1	2	1.7	2	0	2	1	5.2				
Totals			0	140	12	24	.500	0	0	.000	12	20	.600	11	20	31	1.7	26	1	5	9	12	1	36	2.0

BYU CAREER HIGHS:

- POINTS: 8 vs. Wyoming
- FG MADE: 3 vs. Fort Lewis
- FG ATT: 4 vs. Fort Lewis, UNM
- FG%: 1.000 (2-2) vs. Wyoming
- 3FG MADE: --
- 3FG ATT: --
- 3FG%: --
- FT MADE: 4 vs. Wyoming
- FT ATT: 4 vs. USF, Wyoming
- FT %: 1.000 (4-4) vs. Wyoming
- REB: 4 vs. SDSU
- ASSISTS: 2 vs. Wyoming
- STEALS: 1 vs. UNM
- BLOCKS: 3 at New Mexico
- MINUTES: 19 vs. Wyoming

JIMMY BALDERSON / 6-6 • 200 • freshman • guard

- Balderson averaged 34 points, 9.2 rebounds and 6.8 assists at Magrath High School in Alberta, Canada, where he shot 54 percent from the floor and 91 percent from the line. He has excellent range from the three-point line and good size. He plans to leave in the spring on a two-year mission for the Church of Jesus Christ of Latter-day Saints.
- Balderson shoots 51 percent from the floor and 32 percent on threes. Almost half of his attempts are three-pointers.
- He had 8 points in seven minutes at SDSU last Monday. He scored six points in five minutes vs. Wyoming on a three-pointer and a spectacular old-fashioned three-point play on a reverse layin.
- Balderson has played in 20 games. He played a season-high 23 minutes at Air Force, with 14 points, 6 rebounds. His 14 points at Air Force is his highest total vs. a Division I team.
- He has reached double figures three times. In addition to 14 points at AFA, he scored 11 points in 13 minutes vs. Southern Utah and totaling a career-high 19 points to lead all BYU scorers against Fort Lewis in 22 minutes. He went 8-10 from the floor vs. Fort Lewis. He also recorded career highs with 7 rebounds and 3 steals, sharing team-high honors in both categories.
- He hit the game-tying trey from the left corner to force overtime at Pepperdine in his only minute of action.
- He has been able to score when he has gotten the playing time. He has played double-digit minutes in six games, averaging 9.7 points in 16.2 minutes in those games.
- He had a string of 14 consecutive made free throws come to an end at SDSU last Monday, going 4-5 from the line. He missed the first of three attempts after being fouled on a three-point attempt with 1.7 seconds remaining.



Jimmy Balderson – 2001-02 Game-by-Game

Opponent	Date	GS	Min	TOTAL			3-PTS			REBOUNDS			PF	FO	A	TO	Blk	Stl	Pts	Avg				
				FG	FGA	Pct	3FG	3FGA	Pct	FT	FTA	Pct									Off	Def	Tot	
at University of San Diego	11-17-01	10	1	2	.500	0	0	.000	1	2	.500	1	4	5	5.0	2	0	0	1	3	3.0			
at UC Santa Barbara	11-28-01	1	0	0	.000	0	0	.000	0	0	.000	0	0	0	2.5	0	0	0	0	0	1.5			
at Utah State	12/1/01	9	0	2	.000	0	2	.000	1	2	.500	0	0	0	1.7	0	0	0	0	0	1.3			
WEBER STATE WILDCATS	12-05-01	13	2	4	.500	0	1	.000	2	2	1.000	1	1	2	1.8	1	0	2	2	1	6	2.5		
FORT LEWIS COLLEGE	12/12/01	22	8	10	.800	1	3	.333	2	4	.500	1	6	7	2.8	1	0	2	0	3	19	5.8		
IDAHO	12/15/01	7	1	2	.500	1	2	.500	0	0	.000	0	1	1	2.5	0	0	0	0	0	3	5.3		
CAL. STATE NORTHRIDGE	12/27/01	5	0	0	.000	0	0	.000	0	0	.000	0	0	0	2.1	1	0	0	0	0	0	4.6		
SOUTHERN UTAH UNIVERSITY	12/29/01	13	4	6	.667	2	4	.500	1	2	.500	1	1	2	2.1	1	0	2	2	0	11	5.4		
UNIVERSITY OF SAN FRANCISCO	01/02/02	2	0	1	.000	0	1	.000	2	2	1.000	0	0	0	1.9	0	0	0	0	0	2	5.0		
at Pepperdine	1/5/02	1	1	1	1.000	1	1	1.000	0	0	.000	0	0	0	1.7	1	0	0	0	0	3	4.8		
SAN DIEGO STATE	01/12/02	1	0	0	.000	0	0	.000	0	0	.000	0	0	0	1.5	0	0	0	0	0	0	4.4		
NEVADA-LAS VEGAS	01/15/02	1	0	0	.000	0	0	.000	0	0	.000	0	0	0	1.4	0	0	0	0	0	0	4.0		
at New Mexico	01/19/02	7	1	3	.333	0	1	.000	0	0	.000	1	1	1.4	1	0	0	0	0	0	2	3.8		
at Air Force	1-21-02	23	4	9	.444	2	6	.333	4	4	1.000	2	4	6	1.7	1	0	1	3	0	14	4.6		
at Utah	01/28/02	16	2	6	.333	1	2	.500	0	0	.000	1	1	2	1.7	5	1	0	0	0	1	5	4.6	
WYOMING COWBOYS	02/02/02	5	2	3	.667	1	2	.500	1	1	1.000	0	0	0	1.6	1	0	0	0	0	0	6	4.7	
COLORADO STATE UNIVERSITY	02/04/02	4	0	1	.000	0	0	.000	0	0	.000	1	1	2	1.6	0	0	1	0	0	0	4.4		
at UNLV Runnin' Rebels	02/09/02	6	0	2	.000	0	2	.000	4	4	1.000	0	2	2	1.7	1	0	1	0	0	4	4.4		
at SAN DIEGO STATE	02-11-02	7	2	2	1.000	0	0	.000	4	5	.800	0	0	0	1.6	0	0	1	0	0	8	4.6		
NEW MEXICO	02/16/02	6	1	3	.333	0	1	.000	0	0	.000	0	1	1	1.6	1	0	1	0	0	2	4.5		
Totals		0	159	29	57	.509	9	28	.321	22	28	.786	8	23	31	1.6	17	1	8	13	0	7	89	4.5

CAREER HIGHS:

- POINTS: 19 vs. Fort Lewis
- FG MADE: 8 vs. Fort Lewis
- FG ATT: 10 vs. Fort Lewis
- FG%: .800 (8-10) vs. Fort Lewis
- 3FG MADE: 2 vs. SUU, at AFA
- 3FG ATT: 6 at AFA
- 3FG%: .500 (2-4) vs. SUU
- FT MADE: 4 at AFA
- FT ATT: 4 vs. Fort Lewis, at AFA
- FT %: 1.000 (4-4) at AFA, at UNLV
- REB: 7 vs. Fort Lewis
- ASSISTS: 2 vs. Weber St., SUU
- STEALS: 3 vs. Fort Lewis
- BLOCKS: --
- MINUTES: 23 at Air Force

TERRY NASHIF / 5-10 • 165 • freshman • guard

- Nashif is a freshman who served a mission for the Church of Jesus Christ of Latter-day Saints after his senior year in 1999 at Evergreen High School in Vancouver, Wash. A smart player who can put down the three-pointer, he is an excellent distributor of the ball.
- Nashif is the only true point guard backing up Matt Montague since the loss of Shawn Oponui to injury.
- With starter Matt Montague playing nearly the entire game, Nashif has usually only seen very limited action.
- He has played in 15 games, but has played only one minute in six of those games.
- He equalled his season high playing 10 minutes vs. Southern Utah, recording a high of 3 rebounds. He played 10 minutes against Fort Lewis, and had 2 points and 3 assists.
- He recorded a career-high 3 points, going 3-6 from the line, playing five minutes vs. CSUN.
- He played four minutes at UNLV and at SDSU. His last five appearances are all on the road. He hasn't played in a home game since the UNLV victory on Jan. 15.



Terry Nashif – 2001-02 Game-by-Game

Opponent	Date	GS	Min	TOTAL			3-PTS			REBOUNDS			PF	FO	A	TO	Blk	Stl	Pts	Avg				
				FG	FGA	Pct	3FG	3FGA	Pct	FT	FTA	Pct									Off	Def	Tot	
at University of San Diego	11-17-01	1	0	0	.000	0	0	.000	0	0	.000	0	0	0	0	0	0	0	0	0	0	0.0		
WEBER STATE WILDCATS	12-05-01	1	0	0	.000	0	0	.000	0	0	.000	0	0	0	0	0	0	0	0	0	0	0.0		
FORT LEWIS COLLEGE	12/12/01	10	1	1	1.000	0	0	.000	0	0	.000	0	2	2	0.7	2	0	3	1	0	0	2	0.7	
IDAHO	12/15/01	5	0	0	.000	0	0	.000	0	0	.000	0	0	0	0.5	0	0	1	1	0	0	0	0.5	
vs Stanford	12/22/01	0	0	0	.000	0	0	.000	0	0	.000	0	0	0	0.4	0	0	0	0	0	0	0	0.4	
CAL. STATE NORTHRIDGE	12/27/01	5	0	1	.000	0	1	.000	3	6	.500	0	2	2	0.7	0	0	1	1	0	1	3	0.8	
SOUTHERN UTAH UNIVERSITY	12/29/01	10	0	1	.000	0	1	.000	0	0	.000	0	3	3	1.0	1	0	2	0	0	0	0	0.7	
UNIVERSITY OF SAN FRANCISCO	01/02/02	1	0	0	.000	0	0	.000	0	0	.000	0	1	1	1.0	0	0	0	0	0	0	0	0.6	
at Pepperdine	1/5/02	0	0	0	.000	0	0	.000	0	0	.000	0	0	0	0.9	0	0	0	1	0	0	0	0.6	
NEVADA-LAS VEGAS	01/15/02	1	0	0	.000	0	0	.000	0	0	.000	0	0	0	0.8	0	0	0	0	0	0	0	0.5	
at New Mexico	01/19/02	1	0	0	.000	0	0	.000	0	0	.000	0	0	0	0.7	0	0	0	0	0	0	0	0.5	
at Air Force	1-21-02	5	0	0	.000	0	0	.000	0	0	.000	0	0	0	0.7	0	0	1	1	0	0	0	0.4	
at Utah	01/28/02	1	0	0	.000	0	0	.000	0	0	.000	0	0	0	0.6	0	0	0	0	0	0	0	0.4	
at UNLV Runnin' Rebels	02/09/02	4	0	0	.000	0	0	.000	0	0	.000	0	0	0	0.6	1	0	1	0	0	0	0	0.4	
at SAN DIEGO STATE	02-11-02	4	0	0	.000	0	0	.000	0	0	.000	0	0	0	0.5	2	0	1	0	0	0	0	0.3	
Totals		0	49	1	3	.333	0	2	.000	3	6	.500	0	8	8	0.5	7	0	10	6	0	1	5	0.3

CAREER HIGHS:

- POINTS: 3 vs. CSUN
- FG MADE: 1 vs. Fort Lewis
- FG ATT: 1 (three times)
- FG%: 1.000 (1-1) vs. Fort Lewis
- 3FG MADE: --
- 3FG ATT: 1 vs. CSUN, SUU
- 3FG%: --
- FT MADE: 3 vs. CSUN
- FT ATT: 6 vs. CSUN
- FT %: .500 (3-6) vs. CSUN
- REB: 3 vs. SUU
- ASSISTS: 3 vs. Fort Lewis
- STEALS: 1 vs. CSUN
- BLOCKS: --
- MINUTES: 10 vs. Ft Lewis, SUU

SHAWN OPUNUI / 5-11 • 170 • freshman • point guard

• Opunui could be out the remainder of the season with torn ligaments in his left thumb. He originally suffered ligament damage in his thumb while playing three minutes at Utah State on Dec. 1 and then reinjured his left thumb vs. Idaho (torn ligaments). Since getting his hard cast taken off, he has been wearing a removable splint and doing therapy.

- He played in four games.
- His only significant playing time was against Fort Lewis when he played 20 minutes. It was his first action in three games after injuring his thumb at Utah State. He dished out a career-best 10 assists and had career highs with six points, four rebounds and three steals. He had six assists in the first half in only seven minutes.
- Opunui averaged 21.7 points and 6.1 assists as an all-state point guard at Orem High School in 1999 before leaving for an LDS Church mission. Opunui shot nearly 91 percent from the free throw line, third best in state history, and 40 percent on three-point attempts. His 401 assists put him on the state's top-10 all-time list. He is an athletic point guard who has excellent open court passing skills and is an outstanding three-point shooter. He loves pushing the ball up the floor as a true point guard with great court vision.



CAREER HIGHS:

POINTS: 6 vs. Fort Lewis
 FG MADE: 2 vs. Fort Lewis
 FG ATT: 3 vs. Fort Lewis
 FG%: .667 (2-3) vs. Fort Lewis
 3FG MADE: 1 vs. Fort Lewis
 3FG ATT: 2 vs. Fort Lewis
 3FG%: .500 (1-2) vs. Fort Lewis
 FT MADE: 1 vs. Fort Lewis
 FT ATT: 3 vs. Fort Lewis
 FT %: .333 (1-3) vs. Fort Lewis
 REB: 4 vs. Fort Lewis
 ASSISTS: 10 vs. Fort Lewis
 STEALS: 3 vs. Fort Lewis
 BLOCKS: –
 MINUTES: 20 vs. Fort Lewis

Shawn Opunui – 2001-02 Game-by-Game

Opponent	Date	GS	Min	TOTAL			3-PTS			REBOUNDS			Avg	PF	FO	A	TO	Bl	k	Stl	Pts	Avg			
				FG	FGA	Pct	3FG	FGA	Pct	FT	FTA	Pct											Off	Def	Tot
at University of San Diego	11-17-01		1	0	0	.000	0	0	.000	0	0	.000	0	0	0	0.0	0	0	0	1	0	0	0	0.0	
at Utah State	12/1/01		3	0	0	.000	0	0	.000	0	0	.000	0	0	0	0.0	0	0	1	0	0	0	0.0		
FORT LEWIS COLLEGE	12/12/01		20	2	3	.667	1	2	.500	1	3	.333	0	4	4	1.3	1	0	10	2	0	3	6	2.0	
IDAHO	12/15/01		2	0	0	.000	0	0	.000	0	0	.000	0	0	0	1.0	1	0	0	1	0	0	0	1.5	
Totals			0	26	2	3	.667	1	2	.500	1	3	.333	0	4	4	1.0	2	0	11	4	0	3	6	1.5



STEVE CLEVELAND / head coach

Steve Cleveland is in his fifth season at the helm of the Cougars. In his five years at BYU, Cleveland has proven to be a first-rate recruiter, an excellent coach and player developer, and above all, a

winner.

Last year Cleveland guiding BYU to its first NCAA tournament bid since 1995, its first conference regular season title since 1993 and its first conference tournament championship since 1992. While rebuilding a program that finished 1-25 before his arrival, he has improved the Cougars each season, posting records of 9-21, 12-16, 22-11 and 24-9. The Cougars also improved upon an NIT season in 1999-2000 to earn an NCAA berth last year.

The past two seasons both rank among of the school's best year's ever in terms of wins dating back to the Cougars first season in 1902. In fact, only five BYU teams have ever recorded more wins than last year's 24-9 team and only seven have improved upon the 22-11 record in 1999-2000.

The Cougars have improved their conference record each year under Cleveland (4-10 first year; 6-8 second year; 7-7 third year, 10-4 last year). The Cougars are an impressive 29-2 at home the past two years and have improved on the road with 17 away/neutral wins the past two seasons. BYU was a perfect 15-0 in the Marriott Center last year.

Cleveland's teams have come on strong at the end of each season. Last year BYU won five straight games on the road to secure a share of the MWC regular season title and earn the automatic NCAA bid by claiming the MWC Tournament in Las Vegas. The Cougars won six of their last eight games the prior season, including two MWC tournament wins and two NIT victories. In Cleveland's first year, BYU completed a rare sweep of New Mexico and UTEP on the road to earn a WAC tournament berth. The road sweep of New Mexico and UTEP was the first for BYU since 1990-91 and the 83-62 upset of No.15-ranked New Mexico in the Pit ended the Lobos' 41-game home winning streak. In Cleveland's second season the Cougars had a blowout win over UTEP before a 90-74 conference tournament upset

victory over TCU to achieve BYU's first conference tournament win since 1994. Cleveland has improved BYU each year in post season as well. After guided his team to the 2000 Mountain West Conference Tournament finals and the quarterfinals of the NIT in 2000, last year he coached the Cougars to the 2001 MWC Tournament Championship and an NCAA berth.

As a recruiter, Cleveland has made a similar impact on BYU's program. Cleveland recruits have proven they are not only committed to Cleveland's vision but also are the kind of players to help make that vision a reality in Provo. Cleveland and his staff have been able to attract top talent from Utah and beyond. BYU has had one of the conference's top players in each of his four seasons. Last year Trent Whiting transferred from Utah even though he had to give up a year of eligibility. He was named to the MWC Newcomer Team and earned All-MWC Second Team honors while averaging 14.2 points. In 1999-2000, Terrell Lyday was the MWC Newcomer of the Year and was fourth in the league in scoring with a BYU-best 17.1 ppg. He followed in the footsteps of Mark Bigelow, who led the Cougars in scoring (15.0) and rebounding (6.3) while being named the Western Athletic Conference Pacific Division Freshman of the Year and second-team All-WAC in 1998-99 before departing for a two-year LDS Church mission. Ron Selleaze transferred to BYU in Cleveland's first season and earned WAC

Newcomer of the Year and second-team all-conference honors.

He signed a multi-year contract extension in October. Before taking the helm at BYU on March 11, 1997, Cleveland compiled a 157-77 record at Fresno City College in Fresno, Calif. Cleveland was named coach of the year two times while at FCC and led the Rams to post-season playoffs in each of his seven seasons in Fresno. Cleveland coached 10 years at Fresno's Clovis West High School, compiling a 180-70 record.

PLAYING CAREER

Cleveland played college basketball at UC Irvine and was the Anteaters' MVP and leading scorer his senior season in 1975-76. Prior to attending UC Irvine, Cleveland was Fresno City College's Most Outstanding Player in 1973-74. Cleveland received a B.A. degree in social science from UC Irvine in 1976, and received a Master's in education administration from Fresno Pacific in 1979.

PERSONAL

Cleveland, 49, was born in the Los Angeles area and spent most of his life in Fresno, Calif. He served an LDS Church mission to England from 1971-73. Cleveland was the first head basketball or football coach at BYU to have served a church mission. Cleveland and his wife Kip have three children: sons Casey (23) and Skyler (20) and daughter Katie (11).

STEVE CLEVELAND / college coaching ledger

Brigham Young University							
Year	W	L	Pct.	Conference	Conf. Tourney	Ntl Tourney	
2001-2002	15	8	.652	5-5			
2000-2001	24	9	.727	10-4 (T-1st)	3-0	0-1 NCAA	
1999-2000	22	11	.667	7-7 (sixth MWC)	2-1	2-1 NIT	
1998-1999	12	16	.429	6-8 (fifth WAC)	1-1		
1997-1998	9	21	.300	4-10 (sixth WAC)	0-1		
Totals	82	65	.558	32-34 (.485)	6-3 (.667)	2-2 (.500)	
Fresno City College							
Year	W	L	Pct.	Conference	N. Cal	Final 8	
1996-97	31	4	.886	13-1 (first)	3-0	1-1	
1995-96	22	10	.688	9-5 (second)	1-1		
1994-95	26	11	.703	9-5 (fourth)	3-0	0-1	
1993-94	18	13	.581	7-5 (fourth)	0-1		
1992-93	17	15	.531	5-7 (fourth)	1-1		
1991-92	24	10	.706	8-4 (second)	0-1		
1990-91	19	14	.576	4-8 (fifth)	0-1		
Totals	157	77	.671	55-35 (.611)	8-5 (.615)	1-2 (.333)	

All Games

RECORD:	OVERALL	HOME	AWAY	NEUTRAL
ALL GAMES	15-8	13-0	1-8	1-0
CONFERENCE	5-5	5-0	0-5	0-0
NON-CONFERENCE	10-3	8-0	1-3	1-0

#	Player	GP	GS	TOTAL			3-PTS			REBOUNDS			PF	FO	A	TO	Blk	Stl	Pts	Avg							
				Min	Avg	FG	FGA	Pct	3FG	FGA	Pct	FT									FTA	Pct	Off	Def	Tot	Avg	
03	BIGELOW, Mark	23	23	735	32.0	112	254	.441	50	121	.413	86	104	.827	11	54	65	2.8	50	2	35	45	9	13	360	15.7	
02	HANSEN, Travis	23	23	694	30.2	111	248	.448	26	62	.419	104	137	.759	31	121	152	6.6	76	4	34	48	10	12	352	15.3	
25	NI ELSSEN, Eric	23	22	732	31.8	96	182	.527	10	17	.588	35	48	.729	26	85	111	4.8	64	1	21	47	16	4	237	10.3	
52	JENSEN, Jared	23	22	480	20.9	75	123	.610	0	0	.000	61	75	.813	38	45	83	3.6	57	3	5	20	12	14	211	9.2	
20	BOBIK, Daniel	23	1	465	20.2	53	125	.424	24	63	.381	35	38	.921	9	51	60	2.6	51	2	29	45	6	18	165	7.2	
31	MONTAGUE, Matt	23	23	857	37.3	45	108	.417	10	35	.286	46	62	.742	12	85	97	4.2	30	0	172	58	0	33	146	6.3	
22	BALDERSON, Jimmy	20	0	159	8.0	29	57	.509	9	28	.321	22	28	.786	8	23	31	1.6	17	1	8	13	0	7	89	4.5	
42	CARLISLE, Jon	18	0	140	7.8	12	24	.500	0	0	.000	12	20	.600	11	20	31	1.7	26	1	5	9	12	1	36	2.0	
12	OPUNUI, Shawn	4	0	26	6.5	2	3	.667	1	2	.500	1	3	.333	0	4	4	1.0	2	0	11	4	0	3	6	1.5	
40	HOWARD, Dan	14	1	88	6.3	6	8	.750	0	0	.000	6	8	.750	8	12	20	1.4	14	0	0	2	4	1	18	1.3	
32	JEPSEN, Bart	23	0	207	9.0	11	25	.440	0	1	.000	3	5	.600	11	28	39	1.7	33	1	3	10	3	2	25	1.1	
04	PI NEGAR, Jesse	5	0	18	3.6	1	5	.200	0	1	.000	0	0	.000	0	3	3	0.6	1	0	1	2	0	2	2	0.4	
10	NASHI F, Terry	15	0	49	3.3	1	3	.333	0	2	.000	3	6	.500	0	8	8	0.5	7	0	10	6	0	1	5	0.3	
TM TEAM																											
Total		23		5541165			.476			130 332 .392			414 534 .775			194 580 774 33.7			428 15 334 309 72 111 1652 71.8								
Opponents		23		5241251			.419			114 380 .300			325 465 .699			223 487 710 30.9			458 - 292 286 52 138 1487 64.7								

Team Statistics - All games

TEAM STATISTICS	BYU	OPP
SCORING	1652	1487
Points per game	71.8	64.7
Scoring margin	+7.2	-
FIELD GOALS-ATT	554-1165	524-1251
Field goal pct	.476	.419
3 POINT FG-ATT	130-332	114-380
3-point FG pct	.392	.300
3-pt FG made per game	5.7	5.0
FREE THROWS-ATT	414-534	325-465
Free throw pct	.775	.699
REBOUNDS	774	710
Rebounds per game	33.7	30.9
Rebounding margin	+2.8	-
ASSISTS	334	292
Assists per game	14.5	12.7
TURNOVERS	309	286
Turnovers per game	13.4	12.4
Turnover margin	-1.0	-
Assist/turnover ratio	1.1	1.0
STEALS	111	138
Steals per game	4.8	6.0
BLOCKS	72	52
Blocks per game	3.1	2.3
WINNING STREAK	1	-
Home win streak	13	-
ATTENDANCE	108421	79801
Home games-Avg/Game	13-8340	9-7800
Neutral site-Avg/Game	-	1-9601

Game Results - All games

Date	Opponent	Score	Attend
11-17-01	at University of San Diego	W 70-59	2315
11/24/12	ARIZONA STATE	W 82-70	6228
11-28-01	at UC Santa Barbara	L 58-68	3608
12/1/01	at Utah State	LOT 81-90	10270
12-05-01	WEBER STATE WILDCATS	W 65-47	5948
12/8/01	CREIGHTON	W 61-52	6072
12/12/01	FORT LEWIS COLLEGE	W 101-53	3881
12/15/01	IDAHO	W 70-48	5003
12/22/01	vs Stanford	W 81-76	9601
12/27/01	CAL STATE NORTHRIDGE	W 84-70	8632
12/29/01	SOUTHERN UTAH UNIVERSITY	W 79-58	10266
01/02/02	UNIVERSITY OF SAN FRANCISCO	W 65-51	8453
1/5/02	at Pepperdine	LOT 79-82	3378
* 01/12/02	SAN DIEGO STATE	W 75-64	19411
* 01/15/02	NEVADA-LAS VEGAS	W 60-47	8978
* 01/19/02	at New Mexico	L 58-73	17046
* 1-21-02	at Air Force	L 64-74	1581
* 01/28/02	at Utah	L 66-71	14517
* 02/02/02	WYOMING COWBOYS	W 85-70	10121
* 02/04/02	COLORADO STATE UNIVERSITY	W 57-52	8325
* 02/09/02	at UNLV Runni n' Rebels	L 70-73	11733
* 02-11-02	at SAN DIEGO STATE	L 73-77	5752
* 02/16/02	NEW MEXICO	W 68-62	7103

SCORE BY PERIODS:	1st	2nd	OT	Total
BRI GHAM YOUNG Cougars	781	855	16	1652
Opponents	695	764	28	1487

Mountain West Conference Games

RECORD:	OVERALL	HOME	AWAY	NEUTRAL
ALL GAMES	5-5	5-0	0-5	0-0
CONFERENCE	5-5	5-0	0-5	0-0
NON-CONFERENCE	0-0	0-0	0-0	0-0

#	Player	GP	GS	Min	Avg	TOTAL			3-PTS			REBOUNDS			PF	FO	A	TO	Blk	Stl	Pts	Avg																				
						FG	FGA	Pct	3FG	FGA	Pct	FT	FTA	Pct									Off	Def	Tot																	
02	HANSEN, Travis	10	10	299	29.9	47	109	.431	10	23	.435	44	63	.698	12	40	52	5.2	29	2	17	18	5	9	148	14.8																
03	BIGELOW, Mark	10	10	335	33.5	44	101	.436	17	49	.347	24	33	.727	3	21	24	2.4	21	0	15	17	3	7	129	12.9																
25	NI ELSSEN, Eric	10	9	312	31.2	40	84	.476	7	12	.583	15	20	.750	7	35	42	4.2	26	1	7	19	12	1	102	10.2																
52	JENSEN, Jared	10	10	200	20.0	34	58	.586	0	0	.000	34	42	.810	22	13	35	3.5	26	2	1	8	6	8	102	10.2																
31	MONTAGUE, Matt	10	10	379	37.9	22	49	.449	6	18	.333	11	16	.688	4	37	41	4.1	12	0	78	27	0	12	61	6.1																
20	BOBIK, Daniel	10	1	180	18.0	16	37	.432	5	17	.294	9	10	.900	3	16	19	1.9	24	1	7	19	1	4	46	4.6																
22	BALDERSON, Jimmy	10	0	76	7.6	12	29	.414	4	14	.286	13	14	.929	4	10	14	1.4	10	1	3	5	0	2	41	4.1																
40	HOWARD, Dan	4	0	36	9.0	4	4	1.000	0	0	.000	3	4	.750	3	6	9	2.3	6	0	0	0	0	1	11	2.8																
42	CARLSLE, Jon	10	0	79	7.9	6	12	.500	0	0	.000	9	14	.643	4	11	15	1.5	12	0	4	5	7	1	21	2.1																
32	JEPSEN, Bart	10	0	88	8.8	7	12	.583	0	1	.000	1	2	.500	4	8	12	1.2	11	0	1	3	2	2	15	1.5																
10	NASHIF, Terry	6	0	16	2.7	0	0	.000	0	0	.000	0	0	.000	0	0	0	0.0	3	0	3	1	0	0	0	0.0																
TM	TEAM																				10	23	33	3.3	0			0														
	Total	10																				232	495	.469	49	134	.366	163	218	.748	76	220	296	29.6	180	7	136	122	36	47	676	67.6
	Opponents	10																				240	529	.454	47	142	.331	136	184	.739	93	219	312	31.2	195	-	136	124	26	50	663	66.3

Team Statistics – MWC games

TEAM STATISTICS	BYU	OPP
SCORING	676	663
Points per game	67.6	66.3
Scoring margin	+1.3	-
FIELD GOALS-ATT	232-495	240-529
Field goal pct	.469	.454
3 POINT FG-ATT	49-134	47-142
3-point FG pct	.366	.331
3-pt FG made per game	4.9	4.7
FREE THROWS-ATT	163-218	136-184
Free throw pct	.748	.739
REBOUNDS	296	312
Rebounds per game	29.6	31.2
Rebounding margin	-1.6	-
ASSISTS	136	136
Assists per game	13.6	13.6
TURNOVERS	122	124
Turnovers per game	12.2	12.4
Turnover margin	+0.2	-
Assist/turnover ratio	1.1	1.1
STEALS	47	50
Steals per game	4.7	5.0
BLOCKS	36	26
Blocks per game	3.6	2.6
WINNING STREAK	1	-
Home win streak	5	-
ATTENDANCE	53938	50629
Home games-Avg/Game	5-10788	5-10126
Neutral site-Avg/Game	-	0-0

Game Results – MWC games

Date	Opponent	Score	Attend
* 01/12/02	SAN DIEGO STATE	W 75-64	19411
* 01/15/02	NEVADA-LAS VEGAS	W 60-47	8978
* 01/19/02	at New Mexico	L 58-73	17046
* 1-21-02	at Air Force	L 64-74	1581
* 01/28/02	at Utah	L 66-71	14517
* 02/02/02	WYOMING COWBOYS	W 85-70	10121
* 02/04/02	COLORADO STATE UNIVERSITY	W 57-52	8325
* 02/09/02	at UNLV Runnin' Rebels	L 70-73	11733
* 02-11-02	at SAN DIEGO STATE	L 73-77	5752
* 02/16/02	NEW MEXICO	W 68-62	7103

SCORE BY PERIODS:	1st	2nd	OT	Total
BRIGHAM YOUNG Cougars	317	359	0	676
Opponents	345	318	0	663

Stats Summary – All Games

SUMMARY	GP	GS	Min/G	FG%	3PT%	FT%	R/G	A/G	STL	BLK	PTS/G
BIGELOW, Mark	23	23	32.0	.441	.413	.827	2.8	1.5	13	9	15.7
HANSEN, Travis	23	23	30.2	.448	.419	.759	6.6	1.5	12	10	15.3
NIELSEN, Eric	23	22	31.8	.527	.588	.729	4.8	0.9	4	16	10.3
JENSEN, Jared	23	22	20.9	.610	.000	.813	3.6	0.2	14	12	9.2
BOBIK, Daniel	23	1	20.2	.424	.381	.921	2.6	1.3	18	6	7.2
MONTAGUE, Matt	23	23	37.3	.417	.286	.742	4.2	7.5	33	0	6.3
BALDERSON, Jimmy	20	0	8.0	.509	.321	.786	1.6	0.4	7	0	4.5
CARLSLE, Jon	18	0	7.8	.500	.000	.600	1.7	0.3	1	12	2.0
OPUNUI, Shawn	4	0	6.5	.667	.500	.333	1.0	2.8	3	0	1.5
HOWARD, Dan	14	1	6.3	.750	.000	.750	1.4	0.0	1	4	1.3
JEPSEN, Bart	23	0	9.0	.440	.000	.600	1.7	0.1	2	3	1.1
PINEGAR, Jesse	5	0	3.6	.200	.000	.000	0.6	0.2	2	0	0.4
NASHIF, Terry	15	0	3.3	.333	.000	.500	0.5	0.7	1	0	0.3
Total	23			.476	.392	.775	33.7	14.5	111	72	71.8
Opponents	23			.419	.300	.699	30.9	12.7	138	52	64.7

Stats Summary – Conference Games

GP	GS	Min/G	FG%	3PT%	FT%	R/G	A/G	STL	BLK	PTS/G
10	10	33.5	.436	.347	.727	2.4	1.5	7	3	12.9
10	10	29.9	.431	.435	.698	5.2	1.7	9	5	14.8
10	9	31.2	.476	.583	.750	4.2	0.7	1	12	10.2
10	10	20.0	.586	.000	.810	3.5	0.1	8	6	10.2
10	1	18.0	.432	.294	.900	1.9	0.7	4	1	4.6
10	10	37.9	.449	.333	.688	4.1	7.8	12	0	6.1
10	0	7.6	.414	.286	.929	1.4	0.3	2	0	4.1
10	0	7.9	.500	.000	.643	1.5	0.4	1	7	2.1
4	0	9.0	1.000	.000	.750	2.3	0.0	1	0	2.8
10	0	8.8	.583	.000	.500	1.2	0.1	2	2	1.5
6	0	2.7	.000	.000	.000	0.0	0.5	0	0	0.0
10			.469	.366	.748	29.6	13.6	47	36	67.6
10			.454	.331	.739	31.2	13.6	50	26	66.3

SCORING	FG	FGA	FG%	3FG	3FGA	3PT%	FT	FTA	FT%	PTS	PTS/G
BIGELOW, Mark	112	254	.441	50	121	.413	86	104	.827	360	15.7
HANSEN, Travis	111	248	.448	26	62	.419	104	137	.759	352	15.3
NIELSEN, Eric	96	182	.527	10	17	.588	35	48	.729	237	10.3
JENSEN, Jared	75	123	.610	0	0	.000	61	75	.813	211	9.2
BOBIK, Daniel	53	125	.424	24	63	.381	35	38	.921	165	7.2
MONTAGUE, Matt	45	108	.417	10	35	.286	46	62	.742	146	6.3
BALDERSON, Jimmy	29	57	.509	9	28	.321	22	28	.786	89	4.5
CARLSLE, Jon	12	24	.500	0	0	.000	12	20	.600	36	2.0
OPUNUI, Shawn	2	3	.667	1	2	.500	1	3	.333	6	1.5
HOWARD, Dan	6	8	.750	0	0	.000	6	8	.750	18	1.3
JEPSEN, Bart	11	25	.440	0	1	.000	3	5	.600	25	1.1
PINEGAR, Jesse	1	5	.200	0	1	.000	0	0	.000	2	0.4
NASHIF, Terry	1	3	.333	0	2	.000	3	6	.500	5	0.3
Total	554	1165	.476	130	332	.392	414	534	.775	1652	71.8
Opponents	524	1251	.419	114	380	.300	325	465	.699	1487	64.7

FG	FGA	FG%	3FG	3FGA	3PT%	FT	FTA	FT%	PTS	PTS/G
44	101	.436	17	49	.347	24	33	.727	129	12.9
47	109	.431	10	23	.435	44	63	.698	148	14.8
40	84	.476	7	12	.583	15	20	.750	102	10.2
34	58	.586	0	0	.000	34	42	.810	102	10.2
16	37	.432	5	17	.294	9	10	.900	46	4.6
22	49	.449	6	18	.333	11	16	.688	61	6.1
12	29	.414	4	14	.286	13	14	.929	41	4.1
6	12	.500	0	0	.000	9	14	.643	21	2.1
4	4	1.000	0	0	.000	3	4	.750	11	2.8
7	12	.583	0	1	.000	1	2	.500	15	1.5
0	0	.000	0	0	.000	0	0	.000	0	0.0
232	495	.469	49	134	.366	163	218	.748	676	67.6
240	529	.454	47	142	.331	136	184	.739	663	66.3

TOTALS	O-REB	D-REB	TOTAL	PF	FO	A	TO	A/TO	Hi	Pts
BIGELOW, Mark	11	54	65	50	2	35	45	0.8	31	
HANSEN, Travis	31	121	152	76	4	34	48	0.7	30	
NIELSEN, Eric	26	85	111	64	1	21	47	0.4	29	
JENSEN, Jared	38	45	83	57	3	5	20	0.3	20	
BOBIK, Daniel	9	51	60	51	2	29	45	0.6	17	
MONTAGUE, Matt	12	85	97	30	0	172	58	3.0	13	
BALDERSON, Jimmy	8	23	31	17	1	8	13	0.6	19	
CARLSLE, Jon	11	20	31	26	1	5	9	0.6	8	
OPUNUI, Shawn	0	4	4	2	0	11	4	2.8	6	
HOWARD, Dan	8	12	20	14	0	0	2	0.0	8	
JEPSEN, Bart	11	28	39	33	1	3	10	0.3	7	
PINEGAR, Jesse	0	3	3	1	0	1	2	0.5	2	
NASHIF, Terry	0	8	8	7	0	10	6	1.7	3	
Total	194	580	774	428	15	334	309	1.1	101	
Opponents	223	487	710	458	-	292	286	1.0	90	

O-REB	D-REB	TOTAL	PF	FO	A	TO	A/TO	Hi	Pts
3	21	24	21	0	15	17	0.9	20	
12	40	52	29	2	17	18	0.9	22	
7	35	42	26	1	7	19	0.4	14	
22	13	35	26	2	1	8	0.1	20	
3	16	19	24	1	7	19	0.4	11	
4	37	41	12	0	78	27	2.9	13	
4	10	14	10	1	3	5	0.6	14	
4	11	15	12	0	4	5	0.8	8	
3	6	9	6	0	0	0	0.0	8	
4	8	12	11	0	1	3	0.3	7	
0	0	0	3	0	3	1	3.0	0	
76	220	296	180	7	136	122	1.1	85	
93	219	312	195	5	136	124	1.1	77	

Home Games

RECORD:	OVERALL	HOME	AWAY	NEUTRAL
ALL GAMES	13-0	13-0	0-0	0-0
CONFERENCE	5-0	5-0	0-0	0-0
NON-CONFERENCE	8-0	8-0	0-0	0-0

##	Player	GP	GS	TOTAL			3-PTS			REBOUNDS			PF	FO	A	TO	Blk	Stl	Pts	Avg						
				Min	Avg	FG	FGA	Pct	3FG	FGA	Pct	FT									FTA	Pct	Off	Def	Tot	Avg
03	BIGELOW, Mark	13	13	409	31.5	77	154	.500	32	75	.427	53	63	.841	8	30	38	2.9	21	0	19	26	5	9	239	18.4
02	HANSEN, Travis	13	13	385	29.6	58	125	.464	16	38	.421	58	79	.734	16	62	78	6.0	37	0	22	32	7	6	190	14.6
52	JENSEN, Jared	13	13	273	21.0	44	74	.595	0	0	.000	36	43	.837	16	36	52	4.0	30	2	5	8	10	10	124	9.5
25	NIELSEN, Eric	13	13	411	31.6	50	93	.538	3	4	.750	19	28	.679	12	56	68	5.2	36	0	16	21	10	2	122	9.4
20	BOBIK, Daniel	13	0	237	18.2	25	61	.410	13	34	.382	23	25	.920	3	29	32	2.5	17	0	21	19	4	9	86	6.6
31	MONTAGUE, Matt	13	13	472	36.3	22	52	.423	6	21	.286	24	29	.828	6	50	56	4.3	8	0	103	36	0	24	74	5.7
22	BALDERSON, Jimmy	11	0	79	7.2	18	30	.600	5	14	.357	8	11	.727	4	11	15	1.4	6	0	4	8	0	4	49	4.5
12	OPUNUI, Shawn	2	0	22	11.0	2	3	.667	1	2	.500	1	3	.333	0	4	4	2.0	2	0	10	3	0	3	6	3.0
42	CARLISLE, Jon	11	0	87	7.9	8	16	.500	0	0	.000	10	14	.714	8	13	21	1.9	16	0	4	7	6	1	26	2.4
32	JEPSEN, Bart	13	0	114	8.8	8	16	.500	0	1	.000	3	5	.600	6	13	19	1.5	24	1	3	8	2	0	19	1.5
40	HOWARD, Dan	10	0	60	6.0	3	4	.750	0	0	.000	4	6	.667	5	6	11	1.1	10	0	0	1	4	0	10	1.0
10	NASHIF, Terry	7	0	33	4.7	1	3	.333	0	2	.000	3	6	.500	0	8	8	1.1	4	0	7	4	0	1	5	0.7
04	PINEGAR, Jesse	5	0	18	3.6	1	5	.200	0	1	.000	0	0	.000	0	3	3	0.6	1	0	1	2	0	2	2	0.4
TM	TEAM														16	28	44	3.7	0			0				
	Total	13				317	636	.498	76	192	.396	242	312	.776	100	349	449	34.5	212	3	215	175	48	71	952	73.2
	Opponents	13				273	692	.395	54	201	.269	144	209	.689	110	264	374	28.8	263	-	136	184	22	80	744	57.2

Away/Neutral Games

RECORD:	OVERALL	HOME	AWAY	NEUTRAL
ALL GAMES	2-8	0-0	1-8	1-0
CONFERENCE	0-5	0-0	0-5	0-0
NON-CONFERENCE	2-3	0-0	1-3	1-0

##	Player	GP	GS	TOTAL			3-PTS			REBOUNDS			PF	FO	A	TO	Blk	Stl	Pts	Avg						
				Min	Avg	FG	FGA	Pct	3FG	FGA	Pct	FT									FTA	Pct	Off	Def	Tot	Avg
02	HANSEN, Travis	10	10	309	30.9	53	123	.431	10	24	.417	46	58	.793	15	59	74	7.4	39	4	12	16	3	6	162	16.2
03	BIGELOW, Mark	10	10	326	32.6	35	100	.350	18	46	.391	33	41	.805	3	24	27	2.7	29	2	16	19	4	4	121	12.1
25	NIELSEN, Eric	10	9	321	32.1	46	89	.517	7	13	.538	16	20	.800	14	29	43	4.3	28	1	5	26	6	2	115	11.5
52	JENSEN, Jared	10	9	207	20.7	31	49	.633	0	0	.000	25	32	.781	22	9	31	3.1	27	1	0	12	2	4	87	8.7
20	BOBIK, Daniel	10	1	228	22.8	28	64	.438	11	29	.379	12	13	.923	6	22	28	2.8	34	2	8	26	2	9	79	7.9
31	MONTAGUE, Matt	10	10	385	38.5	23	56	.411	4	14	.286	22	33	.667	6	35	41	4.1	22	0	69	22	0	9	72	7.2
22	BALDERSON, Jimmy	9	0	80	8.9	11	27	.407	4	14	.286	14	17	.824	4	12	16	1.8	11	1	4	5	0	3	40	4.4
40	HOWARD, Dan	4	1	28	7.0	3	4	.750	0	0	.000	2	2	1.000	3	6	9	2.3	4	0	0	1	0	1	8	2.0
42	CARLISLE, Jon	7	0	53	7.6	4	8	.500	0	0	.000	2	6	.333	3	7	10	1.4	10	1	1	2	6	0	10	1.4
32	JEPSEN, Bart	10	0	93	9.3	3	9	.333	0	0	.000	0	0	.000	5	15	20	2.0	9	0	0	2	1	2	6	0.6
12	OPUNUI, Shawn	2	0	4	2.0	0	0	.000	0	0	.000	0	0	.000	0	0	0	0.0	0	0	1	1	0	0	0	0.0
10	NASHIF, Terry	8	0	16	2.0	0	0	.000	0	0	.000	0	0	.000	0	0	0	0.0	3	0	3	2	0	0	0	0.0
TM	TEAM														3	1	4	4.0	0			0				
TM	TEAM														10	12	22	2.4	0			0				
	Total	10				237	529	.448	54	140	.386	172	222	.775	94	231	325	32.5	216	12	119	134	24	40	700	70.0
	Opponents	10				251	559	.449	60	179	.335	181	256	.707	113	223	336	33.6	195	-	156	102	30	58	743	74.3

Wins

RECORD:	OVERALL	HOME	AWAY	NEUTRAL
ALL GAMES	15-0	13-0	1-0	1-0
CONFERENCE	5-0	5-0	0-0	0-0
NON- CONFERENCE	10-0	8-0	1-0	1-0

##	Player	GP	GS	Min	Avg	TOTAL			3-PTS			REBOUNDS			PF	FO	A	TO	Blk	Stl	Pts	Avg					
						FG	FGA	Pct	3FG	FGA	Pct	FT	FTA	Pct									Off	Def	Tot	Avg	
03	BI GELOW, Mark	15	15	469	31.3	84	173	.486	35	82	.427	60	73	.822	8	37	45	3.0	28	1	22	30	5	9	263	17.5	
02	HANSEN, Travis	15	15	447	29.8	67	143	.469	18	42	.429	67	95	.705	17	78	95	6.3	46	1	23	37	9	7	219	14.6	
25	NIELSEN, Eric	15	15	487	32.5	64	116	.552	5	6	.833	26	35	.743	15	66	81	5.4	42	0	18	26	10	2	159	10.6	
52	JENSEN, Jared	15	14	301	20.1	48	81	.593	0	0	.000	43	51	.843	20	38	58	3.9	38	3	5	9	10	10	139	9.3	
20	BOBI K, Daniel	15	0	291	19.4	31	75	.413	16	41	.390	30	32	.938	5	35	40	2.7	23	0	25	24	4	11	108	7.2	
31	MONTAGUE, Matt	15	15	550	36.7	24	60	.400	6	22	.273	39	48	.813	7	58	65	4.3	11	0	115	40	0	26	93	6.2	
22	BALDERSON, Jimmy	12	0	89	7.4	19	32	.594	5	14	.357	9	13	.692	5	15	20	1.7	8	0	4	10	0	5	52	4.3	
42	CARLI SLE, Jon	12	0	101	8.4	9	19	.474	0	0	.000	10	14	.714	9	14	23	1.9	18	0	4	9	7	1	28	2.3	
12	OPUNUI, Shawn	3	0	23	7.7	2	3	.667	1	2	.500	1	3	.333	0	4	4	1.3	2	0	10	4	0	3	6	2.0	
32	JEPSEN, Bart	15	0	121	8.1	8	17	.471	0	1	.000	3	5	.600	7	14	21	1.4	26	1	3	8	2	0	19	1.3	
40	HOWARD, Dan	12	1	69	5.8	3	5	.600	0	0	.000	4	6	.667	6	7	13	1.1	11	0	0	2	4	0	10	0.8	
10	NASHIF, Terry	9	0	34	3.8	1	3	.333	0	2	.000	3	6	.500	0	8	8	0.9	4	0	7	4	0	1	5	0.6	
04	PI NEGAR, Jesse	5	0	18	3.6	1	5	.200	0	1	.000	0	0	.000	0	3	3	0.6	1	0	1	2	0	2	2	0.4	
TM TEAM																											
Total		15					361	732	.493	86	213	.404	295	381	.774	116	408	524	34.9	258	6	237	205	51	77	1103	73.5
Opponents		15					318	810	.393	64	243	.263	179	268	.668	135	307	442	29.5	313	-	163	203	29	92	879	58.6

Losses

RECORD:	OVERALL	HOME	AWAY	NEUTRAL
ALL GAMES	0-8	0-0	0-8	0-0
CONFERENCE	0-5	0-0	0-5	0-0
NON- CONFERENCE	0-3	0-0	0-3	0-0

##	Player	GP	GS	Min	Avg	TOTAL			3-PTS			REBOUNDS			PF	FO	A	TO	Blk	Stl	Pts	Avg					
						FG	FGA	Pct	3FG	FGA	Pct	FT	FTA	Pct									Off	Def	Tot	Avg	
02	HANSEN, Travis	8	8	247	30.9	44	105	.419	8	20	.400	37	42	.881	14	43	57	7.1	30	3	11	11	1	5	133	16.6	
03	BI GELOW, Mark	8	8	266	33.2	28	81	.346	15	39	.385	26	31	.839	3	17	20	2.5	22	1	13	15	4	4	97	12.1	
25	NIELSEN, Eric	8	7	245	30.6	32	66	.485	5	11	.455	9	13	.692	11	19	30	3.8	22	1	3	21	6	2	78	9.8	
52	JENSEN, Jared	8	8	179	22.4	27	42	.643	0	0	.000	18	24	.750	18	7	25	3.1	19	0	0	11	2	4	72	9.0	
20	BOBI K, Daniel	8	1	174	21.8	22	50	.440	8	22	.364	5	6	.833	4	16	20	2.5	28	2	4	21	2	7	57	7.1	
31	MONTAGUE, Matt	8	8	307	38.4	21	48	.438	4	13	.308	7	14	.500	5	27	32	4.0	19	0	57	18	0	7	53	6.6	
22	BALDERSON, Jimmy	8	0	70	8.8	10	25	.400	4	14	.286	13	15	.867	3	8	11	1.4	9	1	4	3	0	2	37	4.6	
40	HOWARD, Dan	2	0	19	9.5	3	3	1.000	0	0	.000	2	2	1.000	2	5	7	3.5	3	0	0	0	0	1	8	4.0	
42	CARLI SLE, Jon	6	0	39	6.5	3	5	.600	0	0	.000	2	6	.333	2	6	8	1.3	8	1	1	0	5	0	8	1.3	
32	JEPSEN, Bart	8	0	86	10.8	3	8	.375	0	0	.000	0	0	.000	4	14	18	2.3	7	0	0	2	1	2	6	0.8	
12	OPUNUI, Shawn	1	0	3	3.0	0	0	.000	0	0	.000	0	0	.000	0	0	0	0.0	0	0	1	0	0	0	0	0.0	
10	NASHIF, Terry	6	0	15	2.5	0	0	.000	0	0	.000	0	0	.000	0	0	0	0.0	3	0	3	2	0	0	0	0.0	
TM TEAM																											
Total		8					193	433	.446	44	119	.370	119	153	.778	78	172	250	31.3	170	9	97	104	21	34	549	68.6
Opponents		8					206	441	.467	50	137	.365	146	197	.741	88	180	268	33.5	145	-	129	83	23	46	608	76.0

Opponent	1st	2nd	Score	Mar	Total	FG	FG Pct	3-Pointers	3FG Pct	Free Throws	FT Pct	Rebounds	Mar	Assist	TOver	Block	Steal	Fouls
University of San Diego	27/23	43/36	70-59	+11	20-44/18-52	.455/.346		3-10/4-17	.300/.235	27-35/19-35	.771/.543	37/31	+6	14/13	18/11	2/2	6/7	27/28
ARIZONA STATE	37/29	45/41	82-70	+12	25-55/26-56	.455/.464		7-17/4-11	.412/.364	25-31/14-20	.806/.700	42/26	+16	13/11	19/16	1/2	3/9	21/26
UC Santa Barbara	34/29	24/39	58-68	(10)	20-52/20-53	.385/.377		6-14/3-16	.429/.188	12-16/25-28	.750/.893	35/35	-	11/15	17/11	3/3	4/9	18/16
Utah State	37/34	38/41	81-90	(9)	28-58/28-55	.483/.509		9-20/6-13	.450/.462	16-19/28-30	.842/.933	24/35	(11)	16/23	10/7	1/1	4/4	24/16
WEBER STATE WILDCATS	43/29	22/18	65-47	+18	26-57/17-48	.456/.354		5-15/2-12	.333/.167	8-9/11-20	.889/.550	37/32	+5	17/7	12/15	3/1	5/5	20/15
CREIGHTON	26/23	35/29	61-52	+9	19-40/19-55	.475/.345		3-7/4-17	.429/.235	20-25/10-16	.800/.625	36/29	+7	12/7	16/11	5/4	6/10	16/21
FORT LEWIS COLLEGE	50/21	51/32	101-53	+48	39-56/19-57	.696/.333		5-14/7-24	.357/.292	18-24/8-14	.750/.571	47/17	+30	26/14	16/13	3/0	8/7	16/22
IDAHO	32/19	38/29	70-48	+22	21-39/17-50	.538/.340		11-21/5-14	.524/.357	17-19/9-13	.895/.692	29/25	+4	20/10	11/9	5/0	4/5	13/14
Stanford	40/41	41/35	81-76	+5	24-52/27-66	.462/.409		7-11/6-25	.636/.240	26-34/16-24	.765/.667	38/37	+1	8/14	12/8	1/5	0/5	19/22
CAL STATE NORTHRI DGE	34/24	50/46	84-70	+14	25-55/26-59	.455/.441		5-18/7-22	.278/.318	29-36/11-17	.806/.647	39/32	+7	12/14	12/15	1/0	8/8	16/24
SOUTHERN UTAH UNI VERSITY	34/21	45/37	79-58	+21	28-47/20-56	.596/.357		11-22/7-21	.500/.333	12-17/11-19	.706/.579	38/26	+12	22/11	20/14	3/0	3/10	18/17
UNI V. OF SAN FRANCISCO	36/31	29/20	65-51	+14	21-49/20-50	.429/.400		4-14/3-21	.286/.143	19-23/8-9	.826/.889	32/30	+2	16/8	9/15	6/2	9/3	12/18
Pepperdine	34/26	35/43	79-82	(3)	26-66/27-65	.394/.415		5-15/9-25	.333/.360	22-28/19-36	.786/.528	44/43	+1	11/9	15/17	2/6	4/6	28/24
SAN DIEGO STATE	39/32	36/32	75-64	+11	22-49/21-57	.449/.368		5-16/3-9	.313/.333	26-35/19-23	.743/.826	28/44	(16)	12/10	8/13	4/2	6/2	20/26
NEVADA-LAS VEGAS	22/26	38/21	60-47	+13	18-42/20-51	.429/.392		4-10/2-14	.400/.143	20-28/5-8	.714/.625	39/22	+17	11/10	20/15	2/5	4/13	12/22
New Mexico	32/31	26/42	58-73	(15)	24-54/30-56	.444/.536		3-13/4-13	.231/.308	7-12/9-14	.583/.643	29/33	(4)	12/16	13/10	3/3	5/5	18/15
Air Force	30/42	34/32	64-74	(10)	20-43/25-46	.465/.543		5-16/13-24	.313/.542	19-23/11-17	.826/.647	23/27	(4)	9/17	11/10	2/3	5/2	17/20
Utah	22/34	44/37	66-71	(5)	24-55/21-50	.436/.420		5-16/4-18	.313/.222	13-15/25-31	.867/.806	36/29	+7	9/9	17/11	3/3	5/8	26/16
WYOMING COWBOYS	45/33	40/37	85-70	+15	34-58/24-53	.586/.453		8-14/1-9	.571/.111	9-11/21-23	.818/.913	27/29	(2)	25/9	9/13	8/1	5/2	19/13
COLORADO STATE UNI VERSITY	30/30	27/22	57-52	+5	15-40/20-47	.375/.426		6-14/4-10	.429/.400	21-31/8-12	.677/.667	30/30	-	13/14	14/18	3/2	6/4	14/26
UNLV Runnin' Rebels	31/43	39/30	70-73	(3)	25-54/28-60	.463/.467		5-13/5-16	.385/.313	15-20/12-19	.750/.632	32/35	(3)	15/20	12/10	2/2	5/7	17/20
SAN DIEGO STATE	32/40	41/37	73-77	(4)	26-51/27-56	.510/.482		6-12/6-12	.500/.500	15-20/17-22	.750/.773	27/31	(4)	14/20	9/7	5/2	2/5	22/18
NEW MEXICO	34/34	34/28	68-62	+6	24-49/24-53	.490/.453		2-10/5-17	.200/.294	18-23/9-15	.783/.600	25/32	(7)	16/11	9/17	4/3	4/2	15/19

Note: Game totals are displayed in the format TEAM/OPPONENT for each category

<u>Opponent</u>	<u>Date</u>	<u>Score</u>	<u>WL</u>	<u>POINTS</u>	<u>REBOUNDS</u>	<u>ASSISTS</u>	<u>STEALS</u>	<u>BLOCKED SHOTS</u>
at University of San Diego	11-17-01	70-59	W	21-HANSEN, Travis	8-HANSEN, Travis	8-MONTAGUE, Matt	2-BOBI K, Daniel MONTAGUE, Matt	2-HANSEN, Travis
ARIZONA STATE	11/24/02	82-70	W	31-BI GELOW, Mark	15-HANSEN, Travis	6-MONTAGUE, Matt	2-NI ELSESEN, Eric	1-BOBI K, Daniel
at UC Santa Barbara	11-28-01	58-68	L	15-BI GELOW, Mark	10-HANSEN, Travis	6-MONTAGUE, Matt	2-BOBI K, Daniel	3-BI GELOW, Mark
at Utah State	12/1/01	81-90	LOT	26-HANSEN, Travis	5-HANSEN, Travis	10-MONTAGUE, Matt	2-BI GELOW, Mark	1-JEPSSEN, Bart
WEBER STATE WILDCATS	12-05-01	65-47	W	14-BI GELOW, Mark NI ELSESEN, Eric	8-NI ELSESEN, Eric	7-MONTAGUE, Matt	2-BOBI K, Daniel	1-BOBI K, Daniel JENSEN, Jared HOWARD, Dan
CREIGHTON	12/8/01	61-52	W	18-HANSEN, Travis	10-JENSEN, Jared	5-MONTAGUE, Matt	4-MONTAGUE, Matt	3-BI GELOW, Mark
FORT LEWIS COLLEGE	12/12/01	101-53	W	19-BALDERSON, Jimmy	7-HANSEN, Travis BALDERSON, Jimmy	10-OPUNUI, Shawn	3-BALDERSON, Jimmy OPUNUI, Shawn	2-CARLI SLE, Jon
IDAHO	12/15/01	70-48	W	19-BI GELOW, Mark	4-JENSEN, Jared NI ELSESEN, Eric HANSEN, Travis BI GELOW, Mark	15-MONTAGUE, Matt	2-PI NEGAR, Jesse	2-JENSEN, Jared HOWARD, Dan
vs Stanford	12/22/01	81-76	W	29-NI ELSESEN, Eric	9-HANSEN, Travis	4-MONTAGUE, Matt	None	1-CARLI SLE, Jon
CAL STATE NORTHRIDGE	12/27/01	84-70	W	27-BI GELOW, Mark	10-JENSEN, Jared	4-BOBI K, Daniel MONTAGUE, Matt	3-BOBI K, Daniel	1-JENSEN, Jared
SOUTHERN UTAH UNIVERSITY	12/29/01	79-58	W	20-BI GELOW, Mark	6-BI GELOW, Mark	10-MONTAGUE, Matt	2-MONTAGUE, Matt	2-NI ELSESEN, Eric
UNIVERSITY OF SAN FRANCISCO	01/02/02	65-51	W	15-BI GELOW, Mark	8-NI ELSESEN, Eric	7-MONTAGUE, Matt	5-MONTAGUE, Matt	2-CARLI SLE, Jon NI ELSESEN, Eric
at Pepperdine	1/5/02	79-82	LOT	30-HANSEN, Travis	17-HANSEN, Travis	8-MONTAGUE, Matt	2-MONTAGUE, Matt	2-BOBI K, Daniel
SAN DIEGO STATE	01/12/02	75-64	W	19-HANSEN, Travis	8-MONTAGUE, Matt	6-MONTAGUE, Matt	3-MONTAGUE, Matt	1-JEPSSEN, Bart NI ELSESEN, Eric BOBI K, Daniel HANSEN, Travis
NEVADA-LAS VEGAS	01/15/02	60-47	W	16-BI GELOW, Mark	7-JENSEN, Jared	5-MONTAGUE, Matt	2-JENSEN, Jared	1-BI GELOW, Mark JENSEN, Jared
at New Mexico	01/19/02	58-73	L	15-JENSEN, Jared	6-MONTAGUE, Matt	11-MONTAGUE, Matt	2-BOBI K, Daniel	3-CARLI SLE, Jon
at Air Force	1-21-02	64-74	L	20-JENSEN, Jared	7-JENSEN, Jared	4-MONTAGUE, Matt	2-JENSEN, Jared	1-BI GELOW, Mark HANSEN, Travis
at Utah	01/28/02	66-71	L	22-HANSEN, Travis	11-HANSEN, Travis	5-MONTAGUE, Matt	2-HANSEN, Travis	2-CARLI SLE, Jon
WYOMING COWBOYS	02/02/02	85-70	W	19-HANSEN, Travis BI GELOW, Mark	9-HANSEN, Travis	15-MONTAGUE, Matt	2-MONTAGUE, Matt	3-NI ELSESEN, Eric
COLORADO STATE UNIVERSITY	02/04/02	57-52	W	20-BI GELOW, Mark	5-HANSEN, Travis BI GELOW, Mark	11-MONTAGUE, Matt	2-BI GELOW, Mark MONTAGUE, Matt	1-NI ELSESEN, Eric JEPSSEN, Bart HANSEN, Travis
at UNLV Runnin' Rebels	02/09/02	70-73	L	21-HANSEN, Travis	7-JENSEN, Jared	8-MONTAGUE, Matt	2-HANSEN, Travis	2-NI ELSESEN, Eric
at SAN DIEGO STATE	02-11-02	73-77	L	14-NI ELSESEN, Eric	7-HOWARD, Dan NI ELSESEN, Eric	5-MONTAGUE, Matt	1-HOWARD, Dan BOBI K, Daniel	3-NI ELSESEN, Eric
NEW MEXICO	02/16/02	68-62	W	20-HANSEN, Travis	5-NI ELSESEN, Eric HANSEN, Travis	8-MONTAGUE, Matt	1-CARLI SLE, Jon BI GELOW, Mark MONTAGUE, Matt HANSEN, Travis	1-JENSEN, Jared HANSEN, Travis NI ELSESEN, Eric CARLI SLE, Jon

BYU Cougars - TEAM GAME HIGHS

POINTS	101	vs Fort Lewis College (12/12/01)
	85	vs Wyoming Cowboys (02/02/02)
	84	vs Cal State Northridge (12/27/01)
	82	vs Arizona State (11/24/12)
	81	vs Stanford (12/22/01)
	81	at Utah State (12/1/01)
FIELD GOALS MADE	39	vs Fort Lewis College (12/12/01)
	34	vs Wyoming Cowboys (02/02/02)
FIELD GOAL ATTEMPTS	66	at Pepperdine (1/5/02)
	58	vs Wyoming Cowboys (02/02/02)
	58	at Utah State (12/1/01)
FIELD GOAL PERCENTAGE	.696 (39-56)	vs Fort Lewis College (12/12/01)
	.596 (28-47)	vs Southern Utah University (12/29/01)
3 PT FIELD GOALS MADE	11	vs Southern Utah University (12/29/01)
	11	vs Idaho (12/15/01)
3 PT FG ATTEMPTS	22	vs Southern Utah University (12/29/01)
	21	vs Idaho (12/15/01)
3 PT FG PERCENTAGE	.636 (7-11)	vs Stanford (12/22/01)
	.571 (8-14)	vs Wyoming Cowboys (02/02/02)
FREE THROWS MADE	29	vs Cal State Northridge (12/27/01)
	27	at University of San Diego (11-17-01)
FREE THROW ATTEMPTS	36	vs Cal State Northridge (12/27/01)
	35	vs San Diego State (01/12/02)
	35	at University of San Diego (11-17-01)
FREE THROW PERCENTAGE	.895 (17-19)	vs Idaho (12/15/01)
	.889 (8-9)	vs Weber State Wildcats (12-05-01)
REBOUNDS	47	vs Fort Lewis College (12/12/01)
	44	at Pepperdine (1/5/02)
ASSISTS	26	vs Fort Lewis College (12/12/01)
	25	vs Wyoming Cowboys (02/02/02)
STEALS	9	vs University of San Francisco (01/02/02)
	8	vs Cal State Northridge (12/27/01)
	8	vs Fort Lewis College (12/12/01)
BLOCKED SHOTS	8	vs Wyoming Cowboys (02/02/02)
	6	vs University of San Francisco (01/02/02)
TURNOVERS	20	vs Nevada-Las Vegas (01/15/02)
	20	vs Southern Utah University (12/29/01)
FOULS	28	at Pepperdine (1/5/02)
	27	at University of San Diego (11-17-01)

Opponent - GAME HIGHS

POINTS	90	at Utah State (12/1/01)
	82	at Pepperdine (1/5/02)
	77	at SAN DIEGO STATE (02-11-02)
	76	vs Stanford (12/22/01)
	74	at Air Force (1-21-02)
FIELD GOALS MADE	30	at New Mexico (01/19/02)
	28	at UNLV Runnin' Rebels (02/09/02)
	28	at Utah State (12/1/01)
FIELD GOAL ATTEMPTS	66	vs Stanford (12/22/01)
	65	at Pepperdine (1/5/02)
FIELD GOAL PERCENTAGE	.543 (25-46)	at Air Force (1-21-02)
	.536 (30-56)	at New Mexico (01/19/02)
3 PT FIELD GOALS MADE	13	at Air Force (1-21-02)
	9	at Pepperdine (1/5/02)
3 PT FG ATTEMPTS	25	at Pepperdine (1/5/02)
	25	vs Stanford (12/22/01)
3 PT FG PERCENTAGE	.542 (13-24)	at Air Force (1-21-02)
	.500 (6-12)	at SAN DIEGO STATE (02-11-02)
FREE THROWS MADE	28	at Utah State (12/1/01)
	25	at Utah (01/28/02)
	25	at UC Santa Barbara (11-28-01)
FREE THROW ATTEMPTS	36	at Pepperdine (1/5/02)
	35	at University of San Diego (11-17-01)
FREE THROW PERCENTAGE	.933 (28-30)	at Utah State (12/1/01)
	.913 (21-23)	vs Wyoming Cowboys (02/02/02)
REBOUNDS	44	vs San Diego State (01/12/02)
	43	at Pepperdine (1/5/02)
ASSISTS	23	at Utah State (12/1/01)
	20	at SAN DIEGO STATE (02-11-02)
	20	at UNLV Runnin' Rebels (02/09/02)
STEALS	13	vs Nevada-Las Vegas (01/15/02)
	10	vs Southern Utah University (12/29/01)
	10	vs CREIGHTON (12/8/01)
BLOCKED SHOTS	6	at Pepperdine (1/5/02)
	5	vs Nevada-Las Vegas (01/15/02)
	5	vs Stanford (12/22/01)
TURNOVERS	18	vs Colorado State University (02/04/02)
	17	vs New Mexico (02/16/02)
	17	at Pepperdine (1/5/02)
FOULS	28	at University of San Diego (11-17-01)
	26	vs Colorado State University (02/04/02)
	26	vs San Diego State (01/12/02)
	26	vs Arizona State (11/24/12)

BYU Cougars - GAME LOWS

POINTS	57	vs Colorado State University (02/04/02)
	58	at UC Santa Barbara (11-28-01)
	58	at New Mexico (01/19/02)
	60	vs Nevada-Las Vegas (01/15/02)
	61	vs CREIGHTON (12/8/01)
FIELD GOALS MADE	15	vs Colorado State University (02/04/02)
	18	vs Nevada-Las Vegas (01/15/02)
FIELD GOAL ATTEMPTS	39	vs Idaho (12/15/01)
	40	vs CREIGHTON (12/8/01)
	40	vs Colorado State University (02/04/02)
FIELD GOAL PERCENTAGE	.375 (15-40)	vs Colorado State University (02/04/02)
	.385 (20-52)	at UC Santa Barbara (11-28-01)
3 PT FIELD GOALS MADE	2	vs New Mexico (02/16/02)
	3	at University of San Diego (11-17-01)
	3	vs CREIGHTON (12/8/01)
	3	at New Mexico (01/19/02)
3 PT FG ATTEMPTS	7	vs CREIGHTON (12/8/01)
	10	at University of San Diego (11-17-01)
	10	vs Nevada-Las Vegas (01/15/02)
	10	vs New Mexico (02/16/02)
3 PT FG PERCENTAGE	.200 (2-10)	vs New Mexico (02/16/02)
	.231 (3-13)	vs New Mexico (01/19/02)
FREE THROWS MADE	7	at New Mexico (01/19/02)
	8	vs Weber State Wildcats (12-05-01)
FREE THROW ATTEMPTS	9	vs Weber State Wildcats (12-05-01)
	11	vs Wyoming Cowboys (02/02/02)
FREE THROW PERCENTAGE	.583 (7-12)	at New Mexico (01/19/02)
	.677 (21-31)	vs Colorado State University (02/04/02)
REBOUNDS	23	at Air Force (1-21-02)
	24	at Utah State (12/1/01)
ASSISTS	8	vs Stanford (12/22/01)
	9	at Air Force (1-21-02)
	9	at Utah (01/28/02)
STEALS	0	vs Stanford (12/22/01)
	2	at SAN DIEGO STATE (02-11-02)
BLOCKED SHOTS	1	vs Arizona State (11/24/12)
	1	at Utah State (12/1/01)
	1	vs Stanford (12/22/01)
	1	vs Cal State Northridge (12/27/01)
TURNOVERS	8	vs San Diego State (01/12/02)
	9	vs University of San Francisco (01/02/02)
	9	vs Wyoming Cowboys (02/02/02)
	9	at SAN DIEGO STATE (02-11-02)
	9	vs New Mexico (02/16/02)
FOULS	12	vs University of San Francisco (01/02/02)
	12	vs Nevada-Las Vegas (01/15/02)

Opponent - GAME LOWS

POINTS	47	vs Weber State Wildcats (12-05-01)
	47	vs Nevada-Las Vegas (01/15/02)
	48	vs Idaho (12/15/01)
	51	vs University of San Francisco (01/02/02)
	52	vs CREIGHTON (12/8/01)
	52	vs Colorado State University (02/04/02)
FIELD GOALS MADE	17	vs Weber State Wildcats (12-05-01)
	17	vs Idaho (12/15/01)
FIELD GOAL ATTEMPTS	46	at Air Force (1-21-02)
	47	vs Colorado State University (02/04/02)
FIELD GOAL PERCENTAGE	.333 (19-57)	vs Fort Lewis College (12/12/01)
	.340 (17-50)	vs Idaho (12/15/01)
3 PT FIELD GOALS MADE	1	vs Wyoming Cowboys (02/02/02)
	2	vs Weber State Wildcats (12-05-01)
	2	vs Nevada-Las Vegas (01/15/02)
3 PT FG ATTEMPTS	9	vs Santa Barbara (11-28-01)
	9	vs Wyoming Cowboys (02/02/02)
3 PT FG PERCENTAGE	.111 (1-9)	vs Wyoming Cowboys (02/02/02)
	.143 (2-14)	vs Nevada-Las Vegas (01/15/02)
	.143 (3-21)	vs University of San Francisco (01/02/02)
FREE THROWS MADE	5	vs Nevada-Las Vegas (01/15/02)
	8	vs Fort Lewis College (12/12/01)
	8	vs University of San Francisco (01/02/02)
	8	vs Colorado State University (02/04/02)
FREE THROW ATTEMPTS	8	vs Nevada-Las Vegas (01/15/02)
	9	vs University of San Francisco (01/02/02)
FREE THROW PERCENTAGE	.528 (19-36)	at Pepperdine (1/5/02)
	.543 (19-35)	at University of San Diego (11-17-01)
REBOUNDS	17	vs Fort Lewis College (12/12/01)
	22	vs Nevada-Las Vegas (01/15/02)
ASSISTS	7	vs Weber State Wildcats (12-05-01)
	7	vs CREIGHTON (12/8/01)
STEALS	2	vs San Diego State (01/12/02)
	2	at Air Force (1-21-02)
	2	vs Wyoming Cowboys (02/02/02)
	2	vs New Mexico (02/16/02)
BLOCKED SHOTS	0	vs four teams
TURNOVERS	7	at Utah State (12/1/01)
	7	at SAN DIEGO STATE (02-11-02)
FOULS	13	vs Wyoming Cowboys (02/02/02)
	14	vs Idaho (12/15/01)

POINTS	31	BIGELOW, Mark vs Arizona State (11/24/12)
	30	HANSEN, Travis at Pepperdine (1/5/02)
	29	NI ELSEN, Eric vs Stanford (12/22/01)
	27	BI GELOW, Mark vs Cal State Northridge (12/27/01)
	26	HANSEN, Travis at Utah State (12/1/01)
FIELD GOALS MADE	11	NI ELSEN, Eric vs Stanford (12/22/01)
	10	HANSEN, Travis at Pepperdine (1/5/02)
	10	BI GELOW, Mark vs Cal State Northridge (12/27/01)
	10	HANSEN, Travis at Utah State (12/1/01)
FIELD GOAL ATT	20	BI GELOW, Mark vs Cal State Northridge (12/27/01)
	19	HANSEN, Travis at Pepperdine (1/5/02)
FG PCT (min 5 made)	.857 (6-7)	JENSEN, Jared at New Mexico (01/19/02)
	.833 (5-6)	NI ELSEN, Eric vs Nevada-Las Vegas (01/15/02)
	.833 (5-6)	JENSEN, Jared vs Southern Utah University (12/29/01)
	.833 (5-6)	JENSEN, Jared vs Cal State Northridge (12/27/01)
3 PT FG MADE	5	BI GELOW, Mark vs Southern Utah University (12/29/01)
	5	BOBIK, Daniel vs Idaho (12/15/01)
3 PT FG ATTEMPTS	10	BI GELOW, Mark vs Cal State Northridge (12/27/01)
	9	BI GELOW, Mark at Air Force (1-21-02)
3-PT FG PCT (min 2 made)	1.000 (2-2)	MONTAGUE, Matt at SAN DIEGO STATE (02-11-02)
	1.000 (2-2)	HANSEN, Travis vs Wyoming Cowboys (02/02/02)
	1.000 (2-2)	NI ELSEN, Eric at New Mexico (01/19/02)
	1.000 (2-2)	MONTAGUE, Matt vs University of San Francisco (01/02/02)
	1.000 (2-2)	NI ELSEN, Eric vs Stanford (12/22/01)
FREE THROWS MADE	10	HANSEN, Travis at Pepperdine (1/5/02)
	9	JENSEN, Jared vs San Diego State (01/12/02)
	9	BI GELOW, Mark vs Arizona State (11/24/12)
	9	HANSEN, Travis at University of San Diego (11-17-01)
FREE THROW ATT	15	HANSEN, Travis at University of San Diego (11-17-01)
	12	HANSEN, Travis vs Colorado State University (02/04/02)
	12	JENSEN, Jared vs San Diego State (01/12/02)
FT PCT (min 3 made)	1.000 (10-10)	HANSEN, Travis at Pepperdine (1/5/02)
	1.000 (8-8)	HANSEN, Travis at Utah (01/28/02)
	1.000 (8-8)	BOBIK, Daniel vs Cal State Northridge (12/27/01)
	1.000 (8-8)	BI GELOW, Mark vs Idaho (12/15/01)
	1.000 (6-6)	HANSEN, Travis vs New Mexico (02/16/02)
	1.000 (6-6)	JENSEN, Jared vs Colorado State University (02/04/02)
	1.000 (6-6)	BI GELOW, Mark vs University of San Francisco (01/02/02)
	1.000 (6-6)	HANSEN, Travis vs Arizona State (11/24/12)
	1.000 (5-5)	NI ELSEN, Eric vs Stanford (12/22/01)
	1.000 (5-5)	BI GELOW, Mark vs Fort Lewis College (12/12/01)
	1.000 (4-4)	BALDERSON, Jimmy at UNLV Runnin' Rebels (02/09/02)
	1.000 (4-4)	CARLI SLE, Jon vs Wyoming Cowboys (02/02/02)
	1.000 (4-4)	BALDERSON, Jimmy at Air Force (1-21-02)
	1.000 (4-4)	HANSEN, Travis vs University of San Francisco (01/02/02)
	1.000 (4-4)	HANSEN, Travis vs Southern Utah University (12/29/01)
	1.000 (4-4)	JENSEN, Jared vs Idaho (12/15/01)
	1.000 (4-4)	MONTAGUE, Matt vs CREIGHTON (12/8/01)
	1.000 (4-4)	NI ELSEN, Eric at Utah State (12/1/01)
	1.000 (4-4)	HANSEN, Travis at UC Santa Barbara (11-28-01)
	1.000 (4-4)	BOBIK, Daniel at University of San Diego (11-17-01)
	1.000 (3-3)	BOBIK, Daniel vs Stanford (12/22/01)
	1.000 (3-3)	BOBIK, Daniel vs CREIGHTON (12/8/01)
REBOUNDS	17	HANSEN, Travis at Pepperdine (1/5/02)
	15	HANSEN, Travis vs Arizona State (11/24/12)
ASSISTS	15	MONTAGUE, Matt vs Wyoming Cowboys (02/02/02)
	15	MONTAGUE, Matt vs Idaho (12/15/01)
STEALS	5	MONTAGUE, Matt vs University of San Francisco (01/02/02)
	4	MONTAGUE, Matt vs CREIGHTON (12/8/01)
BLOCKED SHOTS	3	NI ELSEN, Eric at SAN DIEGO STATE (02-11-02)
	3	NI ELSEN, Eric vs Wyoming Cowboys (02/02/02)
	3	CARLI SLE, Jon at New Mexico (01/19/02)
	3	BI GELOW, Mark vs CREIGHTON (12/8/01)
TURNOVERS	3	BI GELOW, Mark at UC Santa Barbara (11-28-01)
	6	HANSEN, Travis vs Nevada-Las Vegas (01/15/02)
	5	NI ELSEN, Eric at Utah (01/28/02)
	5	BI GELOW, Mark vs Nevada-Las Vegas (01/15/02)
	5	NI ELSEN, Eric vs Nevada-Las Vegas (01/15/02)
	5	MONTAGUE, Matt vs CREIGHTON (12/8/01)
	5	NI ELSEN, Eric at UC Santa Barbara (11-28-01)
	5	BI GELOW, Mark at UC Santa Barbara (11-28-01)
	5	HANSEN, Travis vs Arizona State (11/24/12)
	5	MONTAGUE, Matt vs Arizona State (11/24/12)
FOULS	5	HANSEN, Travis at SAN DIEGO STATE (02-11-02)
	5	JENSEN, Jared vs Wyoming Cowboys (02/02/02)
	5	NI ELSEN, Eric at Utah (01/28/02)
	5	BALDERSON, Jimmy at Utah (01/28/02)
	5	HANSEN, Travis at Air Force (1-21-02)
	5	BOBIK, Daniel at New Mexico (01/19/02)
	5	JENSEN, Jared vs San Diego State (01/12/02)
	5	CARLI SLE, Jon at Pepperdine (1/5/02)
	5	HANSEN, Travis at Pepperdine (1/5/02)
	5	BOBIK, Daniel at Pepperdine (1/5/02)
	5	HANSEN, Travis vs Stanford (12/22/01)
	5	BI GELOW, Mark at Utah State (12/1/01)
	5	JEPSEN, Bart vs Arizona State (11/24/12)
	5	BI GELOW, Mark at University of San Diego (11-17-01)
	5	JENSEN, Jared at University of San Diego (11-17-01)

FG PERCENTAGE	FG	ATT	Pct	FREE THROW ATTEMPTS	G	Att	Att/G	STEALS	G	No.	S/G
HOWARD, Dan	6	8	.750	HANSEN, Travis	23	137	6.0	MONTAGUE, Matt	23	33	1.4
OPUNUI, Shawn	2	3	.667	BIGELOW, Mark	23	104	4.5	BOBIK, Daniel	23	18	0.8
JENSEN, Jared	75	123	.610	JENSEN, Jared	23	75	3.3	JENSEN, Jared	23	14	0.6
NI EISEN, Eric	96	182	.527	MONTAGUE, Matt	23	62	2.7	BIGELOW, Mark	23	13	0.6
BALDERSON, Jimmy	29	57	.509	NI EISEN, Eric	23	48	2.1	HANSEN, Travis	23	12	0.5
CARLSLE, Jon	12	24	.500								
HANSEN, Travis	111	248	.448	FREE THROWS MADE	G	Made	Made/G				
BIGELOW, Mark	112	254	.441	BIGELOW, Mark	23	86	3.7	OFFENSIVE REBOUNDS	G	No.	Avg/G
JEPSEN, Bart	11	25	.440	HANSEN, Travis	23	104	4.5	JENSEN, Jared	23	38	1.7
BOBIK, Daniel	53	125	.424	NI EISEN, Eric	23	35	1.5	HANSEN, Travis	23	31	1.3
MONTAGUE, Matt	45	108	.417	JENSEN, Jared	23	61	2.7	NI EISEN, Eric	23	26	1.1
NASHIF, Terry	1	3	.333	BOBIK, Daniel	23	35	1.5	MONTAGUE, Matt	23	12	0.5
				MONTAGUE, Matt	23	46	2.0	BIGELOW, Mark	23	11	0.5
								JEPSEN, Bart	23	11	0.5
FIELD GOAL ATTEMPTS	G	Att	Att/G					CARLSLE, Jon	18	11	0.6
BIGELOW, Mark	23	254	11.0	POINTS	G	Pts	Pts/G				
HANSEN, Travis	23	248	10.8	BIGELOW, Mark	23	360	15.7	DEFENSIVE REBOUNDS	G	No.	Avg/G
NI EISEN, Eric	23	182	7.9	HANSEN, Travis	23	352	15.3	HANSEN, Travis	23	121	5.3
BOBIK, Daniel	23	125	5.4	NI EISEN, Eric	23	237	10.3	NI EISEN, Eric	23	85	3.7
JENSEN, Jared	23	123	5.3	JENSEN, Jared	23	211	9.2	MONTAGUE, Matt	23	85	3.7
				BOBIK, Daniel	23	165	7.2	BIGELOW, Mark	23	54	2.3
FIELD GOALS MADE	G	Made	Made/G	MONTAGUE, Matt	23	146	6.3	BOBIK, Daniel	23	51	2.2
BIGELOW, Mark	23	112	4.9	BALDERSON, Jimmy	20	89	4.5				
HANSEN, Travis	23	111	4.8	CARLSLE, Jon	18	36	2.0				
NI EISEN, Eric	23	96	4.2	JEPSEN, Bart	23	25	1.1	BLOCKED SHOTS	G	No.	Bl k/G
JENSEN, Jared	23	75	3.3	HOWARD, Dan	14	18	1.3	NI EISEN, Eric	23	16	0.7
BOBIK, Daniel	23	53	2.3	OPUNUI, Shawn	4	6	1.5	CARLSLE, Jon	18	12	0.7
				NASHIF, Terry	15	5	0.3	JENSEN, Jared	23	12	0.5
3-POINT PERCENTAGE	3FG	ATT	Pct					HANSEN, Travis	23	10	0.4
NI EISEN, Eric	10	17	.588	POINTS AVERAGE	G	Pts	Avg/G	BIGELOW, Mark	23	9	0.4
OPUNUI, Shawn	1	2	.500	BIGELOW, Mark	23	360	15.7	MINUTES	G	No.	Min/G
HANSEN, Travis	26	62	.419	HANSEN, Travis	23	352	15.3	MONTAGUE, Matt	23	857	37.3
BIGELOW, Mark	50	121	.413	NI EISEN, Eric	23	237	10.3	BIGELOW, Mark	23	735	32.0
BOBIK, Daniel	24	63	.381	JENSEN, Jared	23	211	9.2	NI EISEN, Eric	23	732	31.8
BALDERSON, Jimmy	9	28	.321	BOBIK, Daniel	23	165	7.2	HANSEN, Travis	23	694	30.2
MONTAGUE, Matt	10	35	.286	MONTAGUE, Matt	23	146	6.3	JENSEN, Jared	23	480	20.9
NASHIF, Terry	0	2	.000	BALDERSON, Jimmy	20	89	4.5				
JEPSEN, Bart	0	1	.000	CARLSLE, Jon	18	36	2.0	FOULS	G	No.	Per/G
PI NEGAR, Jesse	0	1	.000	OPUNUI, Shawn	4	6	1.5	HANSEN, Travis	23	76	3.3
				HOWARD, Dan	14	18	1.3	NI EISEN, Eric	23	64	2.8
3-POINT FG ATTEMPTS	G	Att	Att/G	JEPSEN, Bart	23	25	1.1	JENSEN, Jared	23	57	2.5
BIGELOW, Mark	23	121	5.3	PI NEGAR, Jesse	5	2	0.4	BOBIK, Daniel	23	51	2.2
BOBIK, Daniel	23	63	2.7					BIGELOW, Mark	23	50	2.2
HANSEN, Travis	23	62	2.7	REBOUNDS	G	Reb	Reb/G				
MONTAGUE, Matt	23	35	1.5	HANSEN, Travis	23	152	6.6	FOULOUTS	G	No.	
BALDERSON, Jimmy	20	28	1.4	NI EISEN, Eric	23	111	4.8	HANSEN, Travis	23	4	
				MONTAGUE, Matt	23	97	4.2	JENSEN, Jared	23	3	
3-POINT FGS MADE	G	Made	Made/G	JENSEN, Jared	23	83	3.6	BOBIK, Daniel	23	2	
BIGELOW, Mark	23	50	2.2	BIGELOW, Mark	23	65	2.8	BIGELOW, Mark	23	2	
HANSEN, Travis	23	26	1.1					BALDERSON, Jimmy	20	1	
BOBIK, Daniel	23	24	1.0	REBOUND AVERAGE	G	Reb	Avg/G	JEPSEN, Bart	23	1	
NI EISEN, Eric	23	10	0.4	HANSEN, Travis	23	152	6.6	NI EISEN, Eric	23	1	
MONTAGUE, Matt	23	10	0.4	NI EISEN, Eric	23	111	4.8	CARLSLE, Jon	18	1	
				MONTAGUE, Matt	23	97	4.2				
FT PERCENTAGE	FT	ATT	Pct	JENSEN, Jared	23	83	3.6				
BOBIK, Daniel	35	38	.921	BIGELOW, Mark	23	65	2.8	TURNOVERS	G	No.	TO/G
BIGELOW, Mark	86	104	.827					MONTAGUE, Matt	23	58	2.5
JENSEN, Jared	61	75	.813	ASSISTS	G	No.	A/G	HANSEN, Travis	23	48	2.1
BALDERSON, Jimmy	22	28	.786	MONTAGUE, Matt	23	172	7.5	NI EISEN, Eric	23	47	2.0
HANSEN, Travis	104	137	.759	BIGELOW, Mark	23	35	1.5	BIGELOW, Mark	23	45	2.0
HOWARD, Dan	6	8	.750	HANSEN, Travis	23	34	1.5	BOBIK, Daniel	23	45	2.0
MONTAGUE, Matt	46	62	.742	BOBIK, Daniel	23	29	1.3				
NI EISEN, Eric	35	48	.729	NI EISEN, Eric	23	21	0.9				
JEPSEN, Bart	3	5	.600								
CARLSLE, Jon	12	20	.600								
NASHIF, Terry	3	6	.500								
OPUNUI, Shawn	1	3	.333								

Opponent	Date	Score	WL	02 HANSEN, TR	03 BI GELOW, M	04 PI NEGAR, J	10 NASHI F, TE	12 OPUNUI, SH	20 BOBI K, DAN	22 BALDERSON	25 NI ELSSEN, E	31 MONTAGUE,
at University of San Diego	11-17-01	70-59	W	21-8-1	9-2-3	DNP	0-0-0	0-0-0	12-4-2	3-5-0	8-7-0	11-2-8
ARIZONA STATE	11/24/12	82-70	W	18-15-0	31-3-4	DNP	DNP	DNP	7-2-1	DNP	19-6-1	2-4-6
at UC Santa Barbara	11-28-01	58-68	L	14-10-2	15-5-1	DNP	DNP	DNP	4-5-0	0-0-1	3-4-1	8-5-6
at Utah State	12/1/01	81-90	LOT	26-5-1	21-2-1	DNP	DNP	0-0-1	13-4-3	1-0-0	14-4-0	2-1-10
WEBER STATE WILDCATS	12-05-01	65-47	W	7-6-1	14-7-3	DNP	0-0-0	DNP	9-2-2	6-2-2	14-8-2	8-2-7
CREIGHTON	12/8/01	61-52	W	18-5-1	17-0-1	DNP	DNP	DNP	7-8-1	DNP	9-5-2	4-4-5
FORT LEWIS COLLEGE	12/12/01	101-53	W	15-7-2	14-1-1	0-1-1	2-2-3	6-4-10	7-1-1	19-7-0	4-4-2	7-5-4
IDAHO	12/15/01	70-48	W	11-4-1	19-4-1	0-1-0	0-0-1	0-0-0	17-3-2	3-1-0	2-4-0	4-3-15
vs Stanford	12/22/01	81-76	W	8-9-0	15-5-0	DNP	0-0-0	DNP	10-4-2	DNP	29-6-2	8-7-4
CAL STATE NORTHRI DGE	12/27/01	84-70	W	11-4-1	27-2-1	0-0-0	3-2-1	DNP	17-4-4	0-0-0	5-6-0	6-7-4
SOUTHERN UTAH UNIVERSITY	12/29/01	79-58	W	16-4-3	20-6-2	2-1-0	0-3-2	DNP	6-0-2	11-2-2	6-4-1	2-3-10
UNIVERSITY OF SAN FRANCISCO	01/02/02	65-51	W	9-6-2	15-2-1	0-0-0	0-1-0	DNP	2-2-2	2-0-0	12-8-3	11-7-7
at Pepperdine	1/5/02	79-82	LOT	30-17-2	14-2-1	DNP	0-0-0	DNP	8-2-0	3-0-0	10-3-0	12-6-8
SAN DIEGO STATE	01/12/02	75-64	W	19-2-2	13-1-2	DNP	DNP	DNP	0-2-0	0-0-0	11-3-1	8-8-6
NEVADA-LAS VEGAS	01/15/02	60-47	W	10-6-3	16-4-0	DNP	0-0-0	DNP	7-2-2	0-0-0	11-4-0	6-6-5
at New Mexico	01/19/02	58-73	L	8-3-1	4-2-0	DNP	0-0-0	DNP	11-2-0	2-1-0	10-4-0	4-6-11
at Air Force	1-21-02	64-74	L	5-5-1	16-1-1	DNP	0-0-1	DNP	2-0-0	14-6-1	3-0-1	2-3-4
at Utah	01/28/02	66-71	L	22-11-0	4-4-3	DNP	0-0-0	DNP	10-1-0	5-2-0	10-3-1	13-7-5
WYOMING COWBOYS	02/02/02	85-70	W	19-9-1	19-2-1	DNP	DNP	DNP	5-2-3	6-0-0	12-7-2	6-3-15
COLORADO STATE UNIVERSITY	02/04/02	57-52	W	17-5-1	20-5-0	DNP	DNP	DNP	2-3-0	0-2-0	7-4-1	5-3-11
at UNLV Runnin' Rebels	02/09/02	70-73	L	21-4-3	13-2-2	DNP	0-0-1	DNP	2-3-0	4-2-1	14-5-0	0-2-8
at SAN DIEGO STATE	02-11-02	73-77	L	7-2-1	10-2-4	DNP	0-0-1	DNP	7-3-1	8-0-1	14-7-0	12-2-5
NEW MEXICO	02/16/02	68-62	W	20-5-4	14-1-2	DNP	DNP	DNP	0-1-1	2-1-0	10-5-1	5-1-8

Opponent	Date	Score	WL	32 JEPSEN, BA	40 HOWARD, DA	42 CARLI SLE,	52 JENSEN, JA
at University of San Diego	11-17-01	70-59	W	0-1-0	0-1-0	DNP	6-4-0
ARIZONA STATE	11/24/12	82-70	W	1-6-0	DNP	DNP	4-2-1
at UC Santa Barbara	11-28-01	58-68	L	0-5-0	DNP	DNP	14-0-0
at Utah State	12/1/01	81-90	LOT	0-3-0	0-0-0	DNP	4-1-0
WEBER STATE WILDCATS	12-05-01	65-47	W	0-1-0	0-1-0	0-2-0	7-2-0
CREIGHTON	12/8/01	61-52	W	2-2-0	0-0-0	DNP	4-10-2
FORT LEWIS COLLEGE	12/12/01	101-53	W	5-3-2	4-5-0	6-3-0	12-1-0
IDAHO	12/15/01	70-48	W	2-1-0	0-3-0	0-1-0	12-4-0
vs Stanford	12/22/01	81-76	W	0-1-0	0-1-0	2-2-0	9-2-0
CAL STATE NORTHRI DGE	12/27/01	84-70	W	0-0-0	2-0-0	0-1-0	13-10-1
SOUTHERN UTAH UNIVERSITY	12/29/01	79-58	W	0-3-0	1-0-0	1-2-0	14-5-0
UNIVERSITY OF SAN FRANCISCO	01/02/02	65-51	W	0-0-0	0-0-0	4-3-1	10-2-0
at Pepperdine	1/5/02	79-82	LOT	0-1-0	DNP	2-2-0	0-5-0
SAN DIEGO STATE	01/12/02	75-64	W	7-2-0	DNP	0-4-1	17-2-0
NEVADA-LAS VEGAS	01/15/02	60-47	W	0-0-0	DNP	2-2-0	8-7-1
at New Mexico	01/19/02	58-73	L	0-0-0	DNP	4-4-0	15-3-0
at Air Force	1-21-02	64-74	L	0-0-0	DNP	2-0-0	20-7-0
at Utah	01/28/02	66-71	L	2-3-0	DNP	0-1-0	0-2-0
WYOMING COWBOYS	02/02/02	85-70	W	0-0-1	0-0-0	8-1-2	10-2-0
COLORADO STATE UNIVERSITY	02/04/02	57-52	W	0-1-0	0-0-0	0-0-0	6-3-0
at UNLV Runnin' Rebels	02/09/02	70-73	L	4-3-0	DNP	0-1-0	12-7-0
at SAN DIEGO STATE	02-11-02	73-77	L	0-3-0	8-7-0	0-0-1	7-0-0
NEW MEXICO	02/16/02	68-62	W	2-0-0	3-2-0	5-2-0	7-2-0

BYU at U. of San Diego – Game #1

Brigham Young University vs University of San Diego
11-17-01 7:00 p.m. at San Diego, CA
VISITORS: Brigham Young University 1-0

#	Player	tot-fg		3-pt		rebounds		pf	tp	a	to	blk	s	min				
		fg	fga	fg	fga	ft	fta								of	de	tot	
03	BIGELOW, Mark	f	3	10	1	3	2	2	0	2	2	5	9	3	2	0	0	23
25	NIELSEN, Eric	f	3	7	0	0	2	2	1	6	7	2	8	0	2	0	0	38
40	HOWARD, Dan	c	0	0	0	0	0	0	0	1	1	0	0	0	0	0	0	7
02	HANSEN, Travis	g	6	11	0	1	9	15	1	7	8	4	21	1	3	2	1	37
31	MONTAGUE, Matt	g	2	5	0	1	7	8	0	2	2	3	11	8	3	0	2	38
10	NASHIF, Terry	g	0	0	0	0	0	0	0	0	0	0	0	0	0	0	0	1
12	OPUNUI, Shawn	g	0	0	0	0	0	0	0	0	0	0	0	0	0	0	0	1
20	BOBIK, Daniel	g	3	7	2	5	4	4	1	3	4	4	12	2	4	0	2	33
22	BALDERSON, Jim	g	1	2	0	0	1	2	1	4	5	2	3	0	2	0	1	10
32	JEPSEN, Bart	g	0	0	0	0	0	0	0	0	0	0	0	0	0	0	0	3
52	JENSEN, Jared	g	2	2	0	0	2	2	2	2	4	5	6	0	0	0	0	9
	TEAM																	
	Totals.....		20	44	3	10	27	35	8	29	37	27	70	14	18	2	6	200

TOTALFG%	1st Half: 10-25 40.0%	2nd Half: 10-19 52.6%	Game: 45.5%	DEADBALL
3-Pt. FG%	1st Half: 2-7 28.6%	2nd Half: 1-3 33.3%	Game: 30.0%	REBOUNDS
F Throw %	1st Half: 5-8 62.5%	2nd Half: 22-27 81.5%	Game: 77.1%	4

HOME TEAM: University of San Diego 0-1

#	Player	tot-fg		3-pt		rebounds		pf	tp	a	to	blk	s	min				
		fg	fga	fg	fga	ft	fta								of	de	tot	
24	LIPPOLD, Tom	f	3	9	0	0	4	6	0	3	3	3	10	0	0	0	1	26
53	HANSON, Kevin	c	0	1	0	0	2	4	0	1	1	4	2	1	0	0	0	12
12	LAW, Andre	g	2	10	0	3	5	8	1	0	1	1	9	2	1	0	0	31
20	MCGRAIN, Mike	g	0	2	0	1	2	4	0	1	1	5	2	3	5	0	2	26
25	ADAMO, Sam	g	5	15	1	5	0	0	3	6	9	3	11	0	2	1	1	35
14	DEZELL, Matt	g	1	1	1	1	0	0	0	0	0	0	2	3	2	0	0	14
21	BOARDMAN, Scott	g	1	3	0	2	1	2	0	0	4	3	3	2	0	0	1	21
32	BEISER, Corey	g	0	1	0	1	1	2	1	2	3	2	1	1	0	0	1	11
34	BLAIR, Jason	g	5	8	2	3	4	2	2	4	4	15	1	0	0	0	2	14
42	LEWIS, Nick	g	0	1	0	1	2	1	0	1	0	1	0	0	0	0	0	3
54	HEPSTADT, Ryan	g	1	1	0	0	3	0	1	1	0	2	0	0	0	0	1	7
	TEAM																	
	Totals.....		18	52	4	17	19	35	12	19	31	28	59	13	11	2	7	200

TOTALFG%	1st Half: 6-25 24.0%	2nd Half: 12-27 44.4%	Game: 34.6%	DEADBALL
3-Pt. FG%	1st Half: 1-11 9.1%	2nd Half: 3-6 50.0%	Game: 23.5%	REBOUNDS
F Throw %	1st Half: 10-15 66.7%	2nd Half: 9-20 45.0%	Game: 34.3%	9

Officials: Fred Carbone, Andy Rios, Sam Haddad
Technical fouls: Brigham Young University-None, University of San Diego-None.
Attendance: 2315
Score by Periods
Brigham Young University 27 43 70
University of San Diego 23 38 59

Arizona State at BYU – Game #2

Arizona State vs BRIGHAM YOUNG Cougars
11/14/12 4:07 at Provo, Utah
VISITORS: Arizona State 1-2

#	Player	tot-fg		3-pt		rebounds		pf	tp	a	to	blk	s	min				
		fg	fga	fg	fga	ft	fta								of	de	tot	
04	SMITH, Tommy	f	5	12	0	1	9	11	2	7	9	5	19	0	3	0	27	
52	PREWITT, Chad	c	7	10	2	3	4	6	3	1	4	4	20	2	3	0	0	29
03	DODD, Kyle	g	1	1	0	0	1	0	0	0	1	0	0	0	0	0	0	17
14	MILLAGE, Curtis	g	6	14	0	3	0	0	1	0	1	3	12	3	0	0	3	32
15	SHELL, Tanner	g	0	1	0	1	2	0	1	1	2	1	2	0	0	0	0	16
01	BRAXTON, Jason	g	2	5	0	0	0	0	0	1	3	4	1	4	1	2	22	
02	KNIGHT, Donnell	g	1	2	0	0	0	0	2	2	2	2	0	1	0	0	10	
11	STOREY, Aweve	g	0	2	0	0	0	0	0	3	3	0	0	0	0	0	11	
12	CRANDALL, Kenny	g	2	4	1	2	0	0	1	1	4	5	0	0	0	0	0	13
20	NAHRA, Brad	g	0	0	0	0	0	0	0	1	1	0	0	0	0	0	0	1
22	JOHNSTON, Tyson	g	0	0	0	0	0	0	0	0	0	0	0	0	0	0	0	2
23	HOWARD, Jonathan	g	1	2	0	0	0	0	0	1	1	1	2	4	0	0	0	9
24	ALLEN, Justin	g	0	0	0	0	0	0	0	0	0	0	0	0	0	0	0	1
42	REDHAGE, Shawn	g	1	3	1	1	0	0	0	0	0	0	0	3	2	1	0	10
	TEAM																	
	Totals.....		26	56	4	11	14	20	7	19	26	26	70	11	16	2	9	200

TOTALFG%	1st Half: 10-21 47.6%	2nd Half: 16-35 45.7%	Game: 46.4%	DEADBALL
3-Pt. FG%	1st Half: 1-3 33.3%	2nd Half: 3-8 37.5%	Game: 36.4%	REBOUNDS
F Throw %	1st Half: 8-12 66.7%	2nd Half: 6-8 75.0%	Game: 70.0%	1

HOME TEAM: BRIGHAM YOUNG Cougars 2-0

#	Player	tot-fg		3-pt		rebounds		pf	tp	a	to	blk	s	min				
		fg	fga	fg	fga	ft	fta								of	de	tot	
03	BIGELOW, Mark	f	9	17	4	8	9	10	1	2	3	2	31	4	2	0	0	37
25	NIELSEN, Eric	f	8	11	0	3	5	4	2	6	3	19	1	2	0	2	38	
52	JENSEN, Jared	c	2	3	0	0	0	0	2	2	3	4	1	0	0	0	0	15
02	HANSEN, Travis	g	5	16	2	6	6	5	10	15	4	18	0	5	0	0	31	
31	MONTAGUE, Matt	g	0	2	0	1	2	2	0	4	2	2	6	5	0	0	0	40
20	BOBIK, Daniel	g	1	2	1	2	4	6	2	2	2	7	1	2	1	1	19	
32	JEPSEN, Bart	g	0	4	0	0	1	2	1	5	6	1	0	3	0	0	20	
	TEAM																	
	Totals.....		25	55	7	17	25	31	15	27	42	21	82	13	19	1	3	200

TOTALFG%	1st Half: 12-31 38.7%	2nd Half: 13-24 54.2%	Game: 45.5%	DEADBALL
3-Pt. FG%	1st Half: 5-12 41.7%	2nd Half: 2-5 40.0%	Game: 41.2%	REBOUNDS
F Throw %	1st Half: 8-11 72.7%	2nd Half: 17-20 85.0%	Game: 80.6%	3

Officials: Bill Gracey, Stanley Reynolds, Mark Whitehead
Technical fouls: Arizona State-None, BRIGHAM YOUNG Cougars-None.
Attendance: 6228
Score by Periods
Arizona State 29 41 70
BRIGHAM YOUNG Cougars 37 45 82

BYU at UC Santa Barbara – Game #3

BYU vs UC Santa Barbara
11-28-01 7:00 PM at the Thunderdome at UCSB
VISITORS: BYU 2-1

#	Player	tot-fg		3-pt		rebounds		pf	tp	a	to	blk	s	min				
		fg	fga	fg	fga	ft	fta								of	de	tot	
25	NIELSEN, Eric	f	1	4	0	1	1	1	1	2	2	4	3	1	5	0	1	24
52	JENSEN, Jared	f	4	5	0	0	6	8	0	0	0	0	4	14	2	0	0	32
02	HANSEN, Travis	g	4	16	2	4	4	4	2	8	10	3	14	2	1	0	0	36
03	BIGELOW, Mark	g	5	13	4	6	1	1	0	5	5	15	1	5	3	0	34	
31	MONTAGUE, Matt	g	4	7	1	0	2	1	4	5	3	8	6	2	0	0	1	38
20	BOBIK, Daniel	g	2	7	0	2	0	0	1	4	5	2	4	0	2	0	2	17
22	BALDERSON, J	g	0	0	0	0	0	0	0	0	0	0	0	0	0	0	0	1
32	JEPSEN, Bart	g	0	0	0	0	0	0	0	1	4	5	1	0	0	0	0	18
	TEAM																	
	Totals.....		20	52	6	14	12	16	7	28	35	18	58	11	17	3	4	200

TOTALFG%	1st Half: 14-26 53.8%	2nd Half: 6-26 23.1%	Game: 38.5%	DEADBALL
3-Pt. FG%	1st Half: 5-13 38.5%	2nd Half: 1-11 9.1%	Game: 42.9%	REBOUNDS
F Throw %	1st Half: 1-1 100%	2nd Half: 11-15 73.3%	Game: 75.0%	1

HOME TEAM: UC Santa Barbara 3-1

#	Player	tot-fg		3-pt		rebounds		pf	tp	a	to	blk	s	min
		fg	fga	fg	fga	ft	fta							

Fort Lewis at BYU – Game # 7

Fort Lewis College vs BRIGHAM YOUNG Cougars
12/12/01 7:06 at Marriott Center, Provo, Utah
VISITORS: Fort Lewis College 3-4

#	Player	tot-fig		3-pt		rebounds		fta	of	de	tot	pf	tp	a	to	blk	s	min
		fg	fga	fg	fga	ft	fta											
02	FOUTZ, Ben	4	10	0	1	0	0	2	3	5	4	8	1	0	0	0	0	20
22	COLE, Zack	1	5	1	5	0	0	0	0	0	2	3	1	0	0	1	17	
23	PATIK, Kurt	4	10	1	2	2	2	3	1	4	2	11	3	1	0	2	29	
33	LORZ, Trevor	4	10	2	5	2	4	0	1	1	12	1	4	0	1	31		
35	HATCH, Kevin	4	13	2	7	2	6	0	1	1	3	12	4	0	0	2	35	
01	YUTZY, Derek	0	0	0	0	0	0	0	0	0	1	0	1	2	0	12		
05	SIMINGTON, Dan	1	2	1	2	0	0	1	1	2	3	1	1	0	0	15		
11	PIETRACK, Bob	0	0	0	0	0	0	0	0	0	1	0	0	1	0	4		
12	EDSTROM, Tim	0	2	0	1	0	0	1	2	1	2	1	0	0	0	13		
24	FAUST, Jason	0	0	0	0	2	0	0	0	2	1	1	0	0	0	4		
42	BROOKS, Nick	1	4	0	1	0	0	1	1	3	2	0	2	0	1	13		
55	GUNKLEMAN, Rob	0	1	0	0	0	0	0	0	0	2	1	1	0	0	7		
TEAM											1	2						
Totals		19	57	7	24	8	14	7	10	17	22	53	14	13	0	7	200	

TOTALFG%	1st Half: 8-28 28.6%	2nd Half: 11-29 37.9%	Game: 33.3%	DEADBALL
3-Pt. FG%	1st Half: 2-11 18.2%	2nd Half: 5-13 38.5%	Game: 29.2%	REBOUNDS
F Throw %	1st Half: 3-8 37.5%	2nd Half: 5-8 63.3%	Game: 57.1%	3

HOME TEAM: BRIGHAM YOUNG Cougars 5-2

#	Player	tot-fig		3-pt		rebounds		fta	of	de	tot	pf	tp	a	to	blk	s	min
		fg	fga	fg	fga	ft	fta											
03	RIGELOW, Mark	4	5	1	2	5	5	0	1	1	14	1	2	0	1	19		
25	NIELSEN, Eric	2	3	0	0	0	2	2	4	3	4	2	2	0	0	19		
25	JENSEN, Jared	5	7	0	0	2	3	0	1	1	12	0	0	0	0	16		
02	HANSEN, Travis	6	8	0	1	3	4	1	6	7	2	15	2	0	0	19		
31	MONTAGUE, Matt	2	5	1	4	2	1	4	5	0	7	4	2	0	1	19		
04	PINEGAR, Jesse	0	2	0	0	0	0	0	0	1	1	0	1	0	0	7		
10	NASHIF, Terry	1	1	0	0	0	2	2	2	3	1	0	0	0	0	10		
12	OPUNUI, Shawn	2	3	1	2	1	3	0	4	1	6	1	0	0	3	20		
20	BOBIK, Daniel	2	3	1	2	2	2	0	1	1	7	1	0	0	0	18		
22	BALDERSON, J	8	10	1	3	2	4	1	6	7	1	19	0	2	0	22		
32	JEPSEN, Bart	2	3	0	0	1	1	2	3	5	2	1	0	0	0	11		
40	HOWARD, Dan	2	2	0	0	0	2	3	5	1	4	0	0	1	0	13		
42	CARLISLE, Jon	3	4	0	0	0	1	2	3	1	6	0	0	2	0	7		
TEAM											3							
Totals		39	56	5	14	18	24	12	35	47	16	101	26	16	3	8	200	

TOTALFG%	1st Half: 18-29 62.1%	2nd Half: 21-27 77.8%	Game: 69.6%	DEADBALL
3-Pt. FG%	1st Half: 2-9 22.2%	2nd Half: 3-6 50.0%	Game: 35.7%	REBOUNDS
F Throw %	1st Half: 12-14 85.7%	2nd Half: 6-10 60.0%	Game: 75.0%	2

Officials: Terry Christman, Mark McMullen, Roosevelt Brown
Technical fouls: Fort Lewis College-None. BRIGHAM YOUNG Cougars-None.
Attendance: 3881
Score by Periods
Fort Lewis College 21 32 53
BRIGHAM YOUNG Cougars 50 51 101

BYU vs. No. 13 Stanford – Game # 9

@ Las Vegas Showdown
BYU vs Stanford
12/22/01 9:05 PM at Thomas & Mack Center, Las Vegas, Nev.
VISITORS: BYU 7-2

#	Player	tot-fig		3-pt		rebounds		fta	of	de	tot	pf	tp	a	to	blk	s	min
		fg	fga	fg	fga	ft	fta											
03	RIGELOW, Mark	4	9	2	4	5	8	0	5	2	15	0	2	0	0	37		
25	NIELSEN, Eric	11	16	2	2	5	2	4	6	4	29	2	3	0	0	38		
25	JENSEN, Jared	2	5	0	0	5	2	0	2	3	9	0	1	0	0	19		
02	HANSEN, Travis	3	7	2	3	0	1	0	9	5	8	0	2	0	0	25		
31	MONTAGUE, Matt	0	3	0	0	8	11	1	6	7	0	8	4	1	0	40		
10	NASHIF, Terry	0	0	0	0	0	0	0	0	0	0	0	0	0	0	0		
20	BOBIK, Daniel	3	7	1	2	3	3	1	3	4	2	10	2	0	1	21		
32	JEPSEN, Bart	0	1	0	0	0	0	0	1	1	0	0	0	0	0	4		
40	HOWARD, Dan	0	1	0	0	0	0	1	1	0	0	0	0	0	0	2		
42	CARLISLE, Jon	1	3	0	0	0	0	1	1	2	2	2	2	0	1	14		
TEAM											1							
Totals		24	52	7	11	26	34	8	30	38	19	81	8	12	1	0	200	

TOTALFG%	1st Half: 13-27 48.1%	2nd Half: 11-25 44.0%	Game: 46.2%	DEADBALL
3-Pt. FG%	1st Half: 5-8 62.5%	2nd Half: 3-6 50.0%	Game: 63.6%	REBOUNDS
F Throw %	1st Half: 9-13 69.2%	2nd Half: 17-21 81.0%	Game: 76.5%	4

HOME TEAM: Stanford 6-2

#	Player	tot-fig		3-pt		rebounds		fta	of	de	tot	pf	tp	a	to	blk	s	min
		fg	fga	fg	fga	ft	fta											
22	DAVIS, Justin	8	10	0	0	3	3	4	6	10	4	19	4	2	0	1	28	
23	JACOBS, Casey	9	21	3	7	7	13	1	2	3	28	4	2	0	2	40		
02	BORCHARDT, C.	4	8	0	1	3	4	5	8	4	11	0	3	1	23			
24	BARNES, Julius	2	10	0	6	1	2	0	3	3	5	3	0	1	28			
25	GIOVACCHINI, T.	1	3	1	2	0	0	0	3	3	1	1	0	0	0	9		
00	KIRCHOFFER, Joe	0	1	0	0	2	2	1	0	1	0	2	0	0	0	8		
01	CHILDRESS, Josh	0	4	0	2	0	0	1	1	3	0	0	0	0	0	10		
11	HERNANDEZ, C.	0	0	0	0	0	0	2	2	4	0	0	0	0	0	13		
21	ROBINSON, Nick	0	1	0	0	0	0	1	1	0	0	0	0	0	0	9		
33	LOTTICH, Matt	2	6	2	6	0	0	1	1	1	6	0	0	0	0	11		
42	LITTLE, Rob	1	2	0	0	0	0	1	1	2	1	0	0	0	0	10		
TEAM											1							
Totals		27	66	6	25	16	24	13	24	37	22	76	14	8	5	200		

TOTALFG%	1st Half: 16-35 45.7%	2nd Half: 11-31 35.5%	Game: 40.9%	DEADBALL
3-Pt. FG%	1st Half: 2-11 18.2%	2nd Half: 4-14 28.6%	Game: 24.0%	REBOUNDS
F Throw %	1st Half: 7-13 53.8%	2nd Half: 9-11 81.8%	Game: 66.7%	4

Officials: Sam Croft, J.B. Caldwell, Rick Randall
Technical fouls: BYU-None. Stanford-None.
Attendance: 9601
Score by Periods
BYU 40 41 81
Stanford 41 35 76
Las Vegas Showdown Game 2 (Texas defeated UNLV in game one)

Southern Utah at BYU – Game # 11

Southern Utah University vs BRIGHAM YOUNG Cougars
12/29/01 4:05 at Marriott Center, Provo, Utah
VISITORS: Southern Utah University 3-9

#	Player	tot-fig		3-pt		rebounds		fta	of	de	tot	pf	tp	a	to	blk	s	min
		fg	fga	fg	fga	ft	fta											
21	HENRY, Kevin	2	11	1	0	0	0	0	0	0	4	4	1	1	0	2	24	
32	JACKSON, Donnie	3	8	0	1	4	5	2	2	4	4	6	1	3	2	0	25	
33	BEUS, Dan	6	14	2	5	3	1	5	6	3	16	1	5	0	2	30		
25	GARDNER, Brian	3	9	3	7	1	2	1	0	1	3	10	1	3	0	2	27	
31	COLLINS, Jay	2	6	0	4	0	0	0	2	2	3	4	2	2	0	38		
12	BAKER, Jason	0	2	0	0	3	4	0	2	2	0	3	4	1	0	14		
34	DAY, Ross	1	2	1	2	1	2	1	2	1	3	0	4	1	0	0	13	
35	DORENBOSCH, Jeff	0	0	0	0	0	0	0	0	0	0	0	0	0	0	0	5	
40	WALLIN, Chris	1	2	0	0	2	1	2	3	0	2	0	0	0	0	4		
42	MILES, Aaron	2	2	1	1	0	0	1	1	2	2	5	0	1	0	11		
TEAM											4							
Totals		20	56	7	21	11	19	12	14	26	17	58	11	14	0	200		

BYU at Pepperdine – Game #13

Brigham Young vs Pepperdine
1/15/02 5:00 p.m. at Firestone Fieldhouse; Malibu, California
VISITORS: Brigham Young 10-3

#	Player	tot-fg		3-pt		rebounds		ft	fta	of	de	pf	tp	a	to	blk	s	min											
		fg	fga	fg	fga	ft	fta												of	de	pf	tp	a	to	blk	s	min		
03	BIGELOW, Mark	f	3	12	1	5	7	8	0	2	2	4	14	1	1	0	0	33											
25	NIELSEN, Eric	f	5	11	0	1	2	3	0	3	4	10	0	4	0	0	41												
52	JENSEN, Jared	c	0	4	0	0	0	3	2	5	1	0	0	2	0	0	29												
02	HANSEN, Travis	g	10	19	0	1	10	12	15	17	5	30	2	3	0	1	42												
31	MONTAGUE, Matt	g	3	8	1	2	5	8	1	5	6	2	12	8	1	0	2	45											
10	NASHIF, Terry	g	0	0	0	0	0	0	0	0	0	0	0	0	0	0	0+												
20	BOBIK, Daniel	g	3	9	2	5	0	0	0	2	2	5	8	0	3	2	1	25											
22	BALDERSON, Jimmy	g	1	1	1	0	0	0	0	0	0	1	3	0	0	0	1												
32	JEPSEN, Bart	g	0	0	0	0	0	0	0	1	1	0	0	0	0	0	1												
42	CARLISLE, Jon	g	1	2	0	0	0	1	2	5	2	0	0	0	0	0	8												
TEAM																													
Totals.....		26		66		5		15		22		28		15		28		79		11		15		2		4		225	

TOTALFG%	1st Half: 12-24 50.0%	2nd Half: 10-33 30.3%	Game: 39.4%	DEADBALL
3-Pt. FG%	1st Half: 2-7 28.6%	2nd Half: 3-6 50.0%	Game: 33.3%	REBOUNDS
F Throw %	1st Half: 8-9 88.9%	2nd Half: 12-17 70.6%	Game: 78.6%	5

HOME TEAM: Pepperdine 7-6

#	Player	tot-fg		3-pt		rebounds		ft	fta	of	de	pf	tp	a	to	blk	s	min													
		fg	fga	fg	fga	ft	fta												of	de	pf	tp	a	to	blk	s	min				
32	MIGGINS, Jimmy	f	6	17	0	1	7	8	2	8	10	3	19	2	6	0	1	41													
34	BRAZZLE, Boomer	f	2	5	1	2	0	1	2	4	6	5	5	1	2	1	3	21													
55	SUITT, Cedric	c	2	4	0	0	4	7	2	8	10	3	8	2	0	5	0	37													
01	MONTGOMERY, D.	g	4	7	2	1	1	0	1	0	1	4	11	3	4	0	2	43													
20	JOHNSON, Terrance	g	5	17	3	13	1	5	3	3	6	1	14	1	0	0	45														
11	LEWIS, Craig	g	3	3	3	3	4	0	0	0	0	1	12	0	0	0	9														
21	TURNER, Robert	g	0	1	0	1	0	0	0	0	0	0	0	0	0	0	4														
22	MCGOWAN, Glen	g	5	11	0	3	3	10	3	14	5	13	0	3	0	0	22														
23	COLBERT, Gary	g	0	0	0	0	0	0	0	0	0	2	0	0	0	0	2														
25	WESTPHAL, Mike	g	0	0	0	0	0	0	0	0	0	0	0	0	0	0	1														
TEAM																															
Totals.....		27		65		9		25		19		36		17		26		43		24		82		9		17		6		225	

TOTALFG%	1st Half: 10-27 37.0%	2nd Half: 12-28 42.9%	Game: 41.5%	DEADBALL
3-Pt. FG%	1st Half: 2-10 20.0%	2nd Half: 4-10 40.0%	Game: 36.0%	REBOUNDS
F Throw %	1st Half: 4-7 57.1%	2nd Half: 15-25 60.0%	Game: 52.8%	8

Officials: David Libbey, Tom Wood and Bruce Hicks

Technical fouls: Brigham Young-None, Pepperdine-None.

Attendance: 3378

Score by Periods	1st	2nd	Total
Brigham Young	34	35	10 79
Pepperdine	26	43	13 82

San Diego State at BYU – Game #14

San Diego State vs BRIGHAM YOUNG Cougars
01/12/02 4:07 at Marriott Center, Provo, Utah
VISITORS: San Diego State 10-5, 0-1

#	Player	tot-fg		3-pt		rebounds		ft	fta	of	de	pf	tp	a	to	blk	s	min									
		fg	fga	fg	fga	ft	fta												of	de	pf	tp	a	to	blk	s	min
02	SMITH, Brandon	f	2	3	0	0	2	0	3	3	6	4	2	2	0	0	0	24									
23	HOLCOMB, Randy	f	10	14	0	1	2	2	9	11	4	4	21	0	6	0	0	35									
30	MACCKELL, Mike	c	2	6	0	0	11	2	4	2	6	5	15	1	0	0	26										
04	BLAND, Tonyh	g	0	10	0	0	2	2	2	2	1	2	1	2	0	0	36										
05	FAUX, Al	g	5	18	2	5	2	3	1	2	3	14	3	3	0	1	32										
00	JOHNSON, Tommy	g	0	0	0	0	0	0	0	0	0	0	0	0	0	0	1										
01	MOORE, Deandre	g	1	2	1	2	0	0	1	1	2	3	1	0	0	0	19										
03	WALTON, Chris	g	0	1	0	0	1	2	2	2	2	1	2	0	0	0	11										
10	KOVACIC, Karlo	g	0	1	0	0	0	0	0	0	0	0	0	0	0	0	2										
33	EPPE, Myron	g	0	0	0	0	0	0	1	1	1	0	0	0	0	0	5										
34	SANDERS, AErick	g	1	2	0	0	2	2	2	4	4	0	1	0	1	0	9										
TEAM																											
Totals.....		21		57		3		19		23		26		24		64		10		13		2		2		200	

TOTALFG%	1st Half: 11-29 37.9%	2nd Half: 10-28 35.7%	Game: 36.8%	DEADBALL
3-Pt. FG%	1st Half: 2-6 33.3%	2nd Half: 1-3 33.3%	Game: 33.3%	REBOUNDS
F Throw %	1st Half: 8-9 88.9%	2nd Half: 11-14 78.6%	Game: 82.6%	2

HOME TEAM: BRIGHAM YOUNG Cougars 11-3, 1-0

#	Player	tot-fg		3-pt		rebounds		ft	fta	of	de	pf	tp	a	to	blk	s	min													
		fg	fga	fg	fga	ft	fta												of	de	pf	tp	a	to	blk	s	min				
03	BIGELOW, Mark	f	5	13	1	6	2	2	0	1	1	3	13	2	2	0	0	29													
25	NIELSEN, Eric	f	3	5	0	0	5	6	1	2	3	4	11	1	0	1	0	23													
52	JENSEN, Jared	c	4	6	0	0	9	12	1	2	5	17	0	1	0	1	28														
02	HANSEN, Travis	g	5	10	3	4	6	9	0	2	2	3	19	2	1	1	36														
31	MONTAGUE, Matt	g	2	5	1	2	3	4	0	8	8	1	8	6	3	0	39														
20	BOBIK, Daniel	g	0	5	0	3	0	0	0	2	2	1	0	0	1	0	17														
22	BALDERSON, Jimmy	g	0	0	0	0	0	0	0	0	0	0	0	0	0	0	1														
32	JEPSEN, Bart	g	3	4	0	1	2	2	2	7	0	0	0	0	0	0	19														
42	CARLISLE, Jon	g	0	1	0	0	1	3	4	1	1	0	1	0	0	0	8														
TEAM																															
Totals.....		22		49		5		16		26		35		7		21		28		20		75		12		8		4		200	

TOTALFG%	1st Half: 12-27 44.4%	2nd Half: 10-22 45.5%	Game: 44.9%	DEADBALL
3-Pt. FG%	1st Half: 4-11 36.4%	2nd Half: 1-5 20.0%	Game: 31.3%	REBOUNDS
F Throw %	1st Half: 11-15 73.3%	2nd Half: 15-20 75.0%	Game: 74.3%	2

Officials: Jim Stupin, Bill Gracey, Mill Stowe

Technical fouls: San Diego State-None, BRIGHAM YOUNG Cougars-None.

Attendance: 19411

Score by Periods	1st	2nd	Total
San Diego State	32	32	64
BRIGHAM YOUNG Cougars	39	36	75

UNLV at BYU – Game #15

Nevada-Las Vegas vs BRIGHAM YOUNG Cougars
01/15/02 7:05 at Marriott Center, Provo, UT
VISITORS: Nevada-Las Vegas 8-7, 1-3

#	Player	tot-fg		3-pt		rebounds		ft	fta	of	de	pf	tp	a	to	blk	s	min											
		fg	fga	fg	fga	ft	fta												of	de	pf	tp	a	to	blk	s	min		
10	JOHNSON, Dalron	f	8	12	0	0	2	2	0	4	4	5	18	0	4	2	4	37											
20	RICHARDSON, C.	f	5	9	0	2	0	0	2	2	4	4	10	0	2	1	2	25											
03	BANKS, Marcus	g	1	8	0	3	0	0	1	3	4	3	2	3	2	0	1	34											
15	KELLY, Lou	g	2	10	1	4	2	1	4	5	3	6	2	4	0	0	2	32											
24	BOOKER, Vince	g	2	4	1	2	2	2	0	0	0	3	7	1	2	0	1	30											
11	BANKS, Jevon	g	0	2	0	2	0	2	0	2	2	1	0	3	0	0	2	18											
12	JOHNSON, Lafonte	g	0	1	0	0	0	0	0	0	0	0	0	0	0	0	0	5											
14	PEARSON, Omari	g	2	5	0	0	0	1	2	3	4	1	1	0	3	0	19												
TEAM																													
Totals.....		20		51		2		14		5		8		5		17		22		47		10		15		5		130	

TOTALFG%	1st Half: 11-26 42.3%	2nd Half: 9-25 36.0%	Game: 39.2%	DEADBALL
----------	-----------------------	----------------------	-------------	----------

Wyoming at BYU - Game #19

Wyoming Cowboys vs BRIGHAM YOUNG Cougars
02/07/02 1:05 at Marriott Center, Provo, Utah
VISITORS: Wyoming Cowboys 14-5, 1-1

Table with columns: # Player, fg, fga, ft, fta, of, de, tot, pf, tp, a, to, blk, s, min. Rows include DAVIS, Josh; BAILEY, Marcus; NSONWU-AMADI, c; RICHARDSON, D.; STRAIGHT, Jason; MINGO, Ronell; UDEZIE, Ugo; ROTTINGHAUS, D.; CORNER, Paris; RIES, Joe; TEAM; Totals.

TOTALFG% 1st Half: 13-31 41.9% 2nd Half: 11-22 50.0% Game: 45.3% DEADBALL
3-Pt. FG% 1st Half: 0-6 0.0% 2nd Half: 1-3 33.3% Game: 11.1% REBOUNDS
F Throw % 1st Half: 7-7 100% 2nd Half: 14-16 87.5% Game: 91.3% 0

HOME TEAM: BRIGHAM YOUNG Cougars 13-6, 3-3

Table with columns: # Player, fg, fga, ft, fta, of, de, tot, pf, tp, a, to, blk, s, min. Rows include BIGELOW, Mark; NIELSEN, Eric; JENSEN, Jared; HANSEN, Travis; MONTAGUE, Matt; BOBIK, Daniel; BALDERSON, Jimmy; JEPSEN, Bart; HOWARD, Dan; CARLISLE, Jon; TEAM; Totals.

TOTALFG% 1st Half: 17-25 68.0% 2nd Half: 17-33 51.5% Game: 58.6% DEADBALL
3-Pt. FG% 1st Half: 5-7 71.4% 2nd Half: 7-7 100% Game: 57.1% REBOUNDS
F Throw % 1st Half: 6-8 75.0% 2nd Half: 3-3 100% Game: 81.8% 1

Officials: Steve Welmer, Mark Whitehead, Greg Burks
Technical fouls: Wyoming Cowboys-None, BRIGHAM YOUNG Cougars-None.
Attendance: 10121

Score by Periods 1st 2nd Total
Wyoming Cowboys 33 37 70
BRIGHAM YOUNG Cougars 45 40 85

BYU at UNLV - Game #21

BYU vs UNLV Runnin' Rebels
02/09/02 7:35 PM at Thomas & Mack Center, Las Vegas, Nev.
VISITORS: BYU 14-7, 4-4 MWC

Table with columns: # Player, fg, fga, ft, fta, of, de, tot, pf, tp, a, to, blk, s, min. Rows include BIGELOW, Mark; NIELSEN, Eric; JENSEN, Jared; HANSEN, Travis; MONTAGUE, Matt; NASHIF, Terry; BOBIK, Daniel; BALDERSON, Jimmy; JEPSEN, Bart; CARLISLE, Jon; TEAM; Totals.

TOTALFG% 1st Half: 11-31 35.5% 2nd Half: 14-23 60.9% Game: 46.3% DEADBALL
3-Pt. FG% 1st Half: 2-8 25.0% 2nd Half: 3-5 60.0% Game: 38.5% REBOUNDS
F Throw % 1st Half: 7-9 77.8% 2nd Half: 8-11 72.7% Game: 75.0% 2

HOME TEAM: UNLV Runnin' Rebels 12-8, 4-4 MWC

Table with columns: # Player, fg, fga, ft, fta, of, de, tot, pf, tp, a, to, blk, s, min. Rows include JOHNSTON, Dalron; KELLY, Lou; AMUNDSON, Louis; BANKS, Marcus; BOOKER, Vince; BANKS, Jevon; JOHNSON, Lafonte; PEARSON, Omari; RICHARDSON, Chris; TEAM; Totals.

TOTALFG% 1st Half: 17-31 54.8% 2nd Half: 11-29 37.9% Game: 46.3% DEADBALL
3-Pt. FG% 1st Half: 4-9 44.4% 2nd Half: 1-7 14.3% Game: 31.3% REBOUNDS
F Throw % 1st Half: 5-7 71.4% 2nd Half: 7-12 58.3% Game: 63.2% 4

Officials: Gracey Harris, Stuplin
Technical fouls: BYU-None, UNLV Runnin' Rebels-None.
Attendance: 11733

Score by Periods 1st 2nd Total
BYU 31 39 70
UNLV Runnin' Rebels 43 30 73

New Mexico at BYU - Game #23

Official Basketball Box Score - GAME TOTALS -- FINAL STATISTICS
New Mexico vs BRIGHAM YOUNG Cougars
02/16/02 1:05 at Marriott Center, Provo, Utah
VISITORS: New Mexico 14-8, 4-5

Table with columns: # Player, fg, fga, ft, fta, of, de, tot, pf, tp, a, to, blk, s, min. Rows include DENNEHY, Patrick; DIAGNE, M.; CAREY, Senque; DOUGLAS, Ruben; CHATFIELD, Eric; BELL, Chad; LIGHTFOOT, Tim; ASHCRAFT, Ryan; PAVNE, Cody; TEAM; Totals.

TOTALFG% 1st Half: 13-27 48.1% 2nd Half: 11-26 42.3% Game: 45.3% DEADBALL
3-Pt. FG% 1st Half: 3-8 37.5% 2nd Half: 2-9 22.2% Game: 29.4% REBOUNDS
F Throw % 1st Half: 5-8 62.5% 2nd Half: 4-9 44.4% Game: 60.0% 4

HOME TEAM: BRIGHAM YOUNG Cougars 15-8, 5-5

Table with columns: # Player, fg, fga, ft, fta, of, de, tot, pf, tp, a, to, blk, s, min. Rows include BIGELOW, Mark; NIELSEN, Eric; JENSEN, Jared; HANSEN, Travis; MONTAGUE, Matt; BOBIK, Daniel; BALDERSON, Jimmy; JEPSEN, Bart; HOWARD, Dan; CARLISLE, Jon; TEAM; Totals.

TOTALFG% 1st Half: 14-26 53.8% 2nd Half: 10-23 43.5% Game: 49.0% DEADBALL
3-Pt. FG% 1st Half: 2-6 33.3% 2nd Half: 0-4 0.0% Game: 20.0% REBOUNDS
F Throw % 1st Half: 4-5 80.0% 2nd Half: 14-18 77.8% Game: 78.3% 4

Officials: Lonnie Dixon, Randy McCall, Eddie Jackson
Technical fouls: New Mexico-None, BRIGHAM YOUNG Cougars-None.
Attendance: 7103

Score by Periods 1st 2nd Total
New Mexico 34 28 62
BRIGHAM YOUNG Cougars 34 34 68

Points in the paint-NM 26, BYU 34. Points off turnovers-NM 7, BYU 23.
2nd chance points-NM 11, BYU 10. Fast break points-NM 2, BYU 2.
Bench points-NM 19, BYU 12. Score tied-9 times. Lead changes-9 times.

Colorado State at BYU - Game #20

Colorado State University vs BRIGHAM YOUNG Cougars
02/04/02 8:37 at Marriott Center, Provo, Utah
VISITORS: Colorado State University 9-12, 1-6

Table with columns: # Player, fg, fga, ft, fta, of, de, tot, pf, tp, a, to, blk, s, min. Rows include GREENE, Brian; WILLIAMS, Matt; MACKLIN, Joe; RAKIECKI, Jon; BIRLEY, Andy; SMITH, Quantone; ROBINSON, Freddy; CLARK, Ronnie; BROWN, Matt; BURKE, Darian; TEAM; Totals.

TOTALFG% 1st Half: 11-25 44.0% 2nd Half: 9-22 40.9% Game: 42.6% DEADBALL
3-Pt. FG% 1st Half: 3-5 60.0% 2nd Half: 1-5 20.0% Game: 40.0% REBOUNDS
F Throw % 1st Half: 5-6 83.3% 2nd Half: 3-6 50.0% Game: 66.7% 1

HOME TEAM: BRIGHAM YOUNG Cougars 14-6, 4-3

Table with columns: # Player, fg, fga, ft, fta, of, de, tot, pf, tp, a, to, blk, s, min. Rows include BIGELOW, Mark; NIELSEN, Eric; JENSEN, Jared; HANSEN, Travis; MONTAGUE, Matt; BOBIK, Daniel; BALDERSON, Jimmy; JEPSEN, Bart; HOWARD, Dan; CARLISLE, Jon; TEAM; Totals.

TOTALFG% 1st Half: 8-21 38.1% 2nd Half: 7-19 36.8% Game: 42.6% DEADBALL
3-Pt. FG% 1st Half: 4-9 44.4% 2nd Half: 2-5 40.0% Game: 42.9% REBOUNDS
F Throw % 1st Half: 10-11 90.9% 2nd Half: 11-20 55.0% Game: 67.7% 5

Officials: Stanley Reynolds, Jim Danner, Randy McCall
Technical fouls: Colorado State University-None, BRIGHAM YOUNG Cougars-None.
Attendance: 8325

Score by Periods 1st 2nd Total
Colorado State University 30 22 52
BRIGHAM YOUNG Cougars 30 27 57

BYU at San Diego State - Game #22

BRIGHAM YOUNG vs SAN DIEGO STATE
02-11-02 7:35 pm PST at Cox Arena at Aztec Bowl (San Diego, CA)
VISITORS: BRIGHAM YOUNG 14-8/4-5 MWC

Table with columns: # Player, fg, fga, ft, fta, of, de, tot, pf, tp, a, to, blk, s, min. Rows include BIGELOW, Mark; NIELSEN, Eric; JENSEN, Jared; HANSEN, Travis; MONTAGUE, Matt; NASHIF, Terry; BOBIK, Daniel; BALDERSON, Jimmy; JEPSEN, Bart; HOWARD, Dan; CARLISLE, Jon; TEAM; Totals.

TOTALFG% 1st Half: 11-26 42.3% 2nd Half: 15-25 60.0% Game: 51.0% DEADBALL
3-Pt. FG% 1st Half: 4-7 57.1% 2nd Half: 2-5 40.0% Game: 50.0% REBOUNDS
F Throw % 1st Half: 6-8 75.0% 2nd Half: 9-12 75.0% Game: 75.0% 2,1

HOME TEAM: SAN DIEGO STATE 14-10/3-6 MWC

Table with columns: # Player, fg, fga, ft, fta, of, de, tot, pf, tp, a, to, blk, s, min. Rows include HOLCOMB, Randy; MACKELL, Mike; MOORE, Deandre; BLAND, Tony; FAUX, Al; JOHNSON, Tommy; SMITH, Brandon; WALTON, Chris; EPS, Myron; SANDERS, Aerick; TEAM; Totals.

TOTALFG% 1st Half: 17-32 53.1% 2nd Half: 10-24 41.7% Game: 48.2% DEADBALL
3-Pt. FG% 1st Half: 3-7 42.9% 2nd Half: 3-5 60.0% Game: 50.0% REBOUNDS
F Throw % 1st Half: 3-5 60.0% 2nd Half: 14-17 82.4% Game: 77.3% 2,1

Officials: Stanley Reynolds, Bob Staffen, Larry Spaulding
Technical fouls: BRIGHAM YOUNG-None, SAN DIEGO STATE-None.
Attendance: 5752

Score by Periods 1st 2nd Total
BRIGHAM YOUNG 32 41 73
SAN DIEGO STATE 40 37 77