



Cougar Basketball

CONTACT INFORMATION

Basketball Media Relations Contact: Brett Pyne
 Office Phone: (801) 422-4912
 Cell Phone: (801) 367-1631
 Home Phone: (801) 796-6867
 Email: brett_pyne@byu.edu
 Assoc. AD/Media Relations Director: Duff Tittle
 Office Phone: (801) 422-8948
 Home Phone: (801) 227-0746
 Email: duff_tittle@byu.edu
 Media Relations Fax: (801) 422-0633
 Pressrow Phone: (801) 378-3675
 Mailing Address: 30 SFH, Provo, UT 84602-2239

2002-03 BYU SCHEDULE

NOVEMBER 2002

Nov. 5 EA Sports All-Stars (Exb) 89-84 W
 Nov. 13 Dominican Republic (Exb) 92-55 W
 Nov. 22-25 Paradise Jam @ U.S. Virgin Islands
 Nov 22 v. Toledo 71-56 W
 Nov 23 v. Kansas State 73-64 W
 Nov 25 v. St. Bonaventure 66-57 W
 Nov. 30 Rice 7:00 p.m.

DECEMBER 2002

Dec. 4 @ Arizona State (FSA) 7:00 p.m.
 Dec. 7 @ Creighton 2:00 p.m.
 Dec. 11 San Diego 7:00 p.m.
 Dec. 14 Utah State (SWP) 7:00 p.m.
 Dec. 21 UC Santa Barbara 5:00 p.m.
 Dec. 23 @ San Francisco 7:00 p.m.
 Dec. 28 Southern Utah 7:00 p.m.

JANUARY 2003

Jan. 2 Pepperdine 7:00 p.m.
 Jan. 4 Touchstone Energy All-College Classic
 in Oklahoma City
 v. Oklahoma State (ESPN2) 5:30 p.m.
 Jan. 8 @ Weber State 7:00 p.m.
 Jan. 11 Idaho State 7:00 p.m.
 Jan. 16 UNLV (SWP) 7:00 p.m.
 Jan. 20 @ San Diego State (SWP) 7:00 p.m.
 Jan. 25 UTAH (ESPN+Plus) 1:00 p.m.

FEBRUARY 2003

Feb. 1 New Mexico (ESPN+Plus) 1:00 p.m.
 Feb. 3 Air Force 8:30 p.m.
 Feb. 8 @ Wyoming (ESPN+Plus) 1:00 p.m.
 Feb. 10 @ Colorado State 7:00 p.m.
 Feb. 14 @ UNLV (SWP) 7:30 p.m.
 Feb. 17 San Diego State (SWP) 8:30 p.m.
 Feb. 24 @ Utah (ESPN) 10:00 p.m.

MARCH 2003

Mar. 1 @ Air Force (SWP) 4:00 p.m.
 Mar. 3 @ New Mexico (SWP) 7:00 p.m.
 Mar. 6 Wyoming (SWP) 7:00 p.m.
 Mar. 8 Colorado State (SWP) 7:00 p.m.
 Mar. 12-15 MWC Tournament @ Las Vegas

*Game times are local to site
 SWP - SportsWest Productions
 FSA - Fox Sports Net Arizona

GAME # 4 FAST FACTS

BYU (3-0, 0-0 MWC) VS. RICE (2-1, 0-0 WAC)

Saturday, Nov. 30, 2002
 Marriott Center (22,700)
 Provo, Utah
 7 p.m. MST

Coaches: .BYU, Steve Cleveland (88-69 in sixth year; same overall)
 Rice, Willis Wilson (129-156 in 11th year; same overall)

Series: . . .BYU leads, 3-2
 Last Meeting: BYU won 59-49, Dec. 9, 2000, on neutral floor in Houston (Compaq Center)

TV:None

Radio: . . .KSL Newsradio 1160 AM (Cougar Sports Network)
 Pregame Air Time: 6 p.m. MST
 Play-by-Play: Greg Wrubell
 Game Analyst: Mark Durrant

Web: . . .Live audio link available at byucougars.com/basketball_m/ (select 2002-03 schedule)

BYU'S PROBABLE STARTERS:

POS.	#	NAME	HT.	WT.	YR.	PPG	RPG
F	3	Mark Bigelow	6-7	195	Jr.	13.7	3.3 3.0 apg
F	52	Jared Jensen	6-9	250	So.	9.0	4.0
C	55	Rafael Araujo	6-11	265	Jr.	5.7	6.3 1.0 bpg
G	2	Travis Hansen	6-6	210	Sr.	17.7	7.3
G	24	Kevin Woodberry	6-0	170	Jr.	5.0	1.3 2.0 apg

BYU RESERVES:

POS.	#	NAME	HT.	WT.	YR.	PPG	RPG
G	14	Ricky Bower	6-4	185	Jr.	7.0	4.0
F	15	John Allen	6-7	215	So.	5.0	2.0
C	40	Dan Howard	7-0	225	Jr.	3.7	1.3 1.0 bpg
G	10	Terry Nashif	5-10	165	Fr.	2.7	1.3 1.0 apg
F	5	Jake Shoff	6-9	265	Jr.	1.0	2.5
G	4	Luiz Lemes	6-3	180	Jr.	0.0	0.7
F	32	Bart Jepsen	6-9	235	Jr.	0.0	0.0
G	12	Marc Roberts	6-3	205	So.	--	--

BYU HOSTS RICE SATURDAY IN HOME-OPENER

After winning the University of the Virgin Islands Paradise Jam in St. Thomas, BYU (3-0) will host former Western Athletic Conference foe Rice (2-1) in the Cougars' home opener Saturday at 7 p.m. in the Marriott Center. The Cougars will try to continue their 36-game home victory streak – the longest active streak in the nation. The game will be broadcast on KSL Newsradio 1160 and the Cougar Sports Network, beginning at 6 p.m. with a one-hour pregame show. KSL's Greg Wrubell will call the play-by-play action with Mark Durrant providing game analysis. A live internet audio link and live stats webcast are available on the basketball page of the official BYU athletics website, byucougars.com. The game is not being televised.

BYU is off to a 3-0 start for the first time since the 1991-92 team started 7-0. The Cougars won the 2002 Paradise Jam title with victories over Toledo (71-56), Kansas State (73-64) and St. Bonaventure (66-57). Shooting guard Travis Hansen and small forward Mark Bigelow earned all-tournament honors, leading BYU with 17.7 and 13.7 scoring averages over the three games. Hansen is pulling down a team-leading 7.3 rebounds while junior college transfer center Rafael Araujo is adding 6.3 boards per game. The Owls opened at home with a 72-58 win over Tulane before traveling to Palo Alto to face Stanford, where the Cardinal defeated Rice 79-62. The Owls returned home Wednesday to earn another home win over Houston, 71-53. BYU has a 3-2 lead in the series after ending a two-game losing skid to the Owls with a 59-49 win at the Compaq Center on Dec. 9, 2000.



SERIES BREAKDOWN

RICE

Overall Series Record: BYU leads 3-2
 BYU Record in Provo: 1-1
 BYU Record in Houston: 0-1
 BYU Record at Neutral Sites: 1-1
 BYU Record under Steve Cleveland: 1-0
 BYU Record in Overtime Games: N/A
 Longest BYU Win Streak: 2 (1963-71)
 Longest Rice Win Streak: 2 (1997)
 Largest BYU Margin of Victory: 23 (1971)
 Largest Rice Margin of Victory: 24 (1997)
 Most Points Scored by BYU: 96 (1971)
 Most Points Scored by Rice: 78 (1963)

Date	Opponent	Score	W/L
12-20-63	Rice	89-78	W
12-29-71	vs. Rice+	96-73	W
1-23-97	Rice	59-62	L
2-22-97	at Rice	44-68	L
12-9-00	vs. Rice	59-49	W

THE LAST MEETING...

BYU vs. Rice @ Toys for Tots College Basketball Challenge
 12/09/00 5:05 pm CST at Houston (Compaq Center)
 VISITORS: Brigham Young 3-2

#	Player	tot-fg		3-pt		rebounds					a	to	blk	s	min				
		fg	fga	fg	fga	fta	of	de	tot	pf						tp			
15	Wesley, Mekeli	f	8	11	2	2	3	4	1	3	4	2	21	0	1	2	0	34	
25	Nielsen, Eric	f	3	5	0	1	0	0	0	3	3	3	6	1	2	1	0	19	
42	Cooper, Nathan	f	3	4	0	0	4	4	0	4	4	2	10	4	1	0	1	29	
24	Lyday, Terrell	g	4	15	1	7	1	1	1	2	3	3	10	0	2	0	0	37	
31	Montague, Matt	g	0	4	0	1	0	0	1	2	3	1	0	4	2	0	2	40	
02	Hansen, Travis	g	2	3	0	1	4	5	0	4	4	3	8	1	3	1	0	22	
20	Bobik, Daniel	g	0	1	0	1	0	0	0	1	1	1	0	2	0	0	1	5	
34	Chrisman, Jacob	g	1	2	0	0	0	0	0	0	0	1	2	0	0	0	0	8	
43	Dawes, Derek	g	1	1	0	0	0	0	1	2	3	1	2	0	0	1	0	6	
TEAM																			
Totals.....		22	46	3	13	12	14	5	26	31	17	59	12	11	5	4	200		

TOTALFG%	1st Half: 14-27 51.9%	2nd Half: 8-19 42.1%	Game: 47.8%	DEADBALL
3-Pt. FG%	1st Half: 2-8 25.0%	2nd Half: 1-5 20.0%	Game: 23.1%	REBOUNDS
FThrow %	1st Half: 3-4 75.0%	2nd Half: 9-10 90.0%	Game: 85.7%	0.1

HOME TEAM: Rice 5-1

#	Player	tot-fg		3-pt		rebounds					a	to	blk	s	min				
		fg	fga	fg	fga	fta	of	de	tot	pf						tp			
22	Tyndell, Shawn	f	4	11	2	6	3	4	0	2	2	1	13	2	1	0	2	37	
33	Cooper, Erik	f	3	10	0	3	4	5	2	2	4	3	10	3	2	1	0	31	
05	McKenzie, T.J.	c	0	2	0	0	0	0	1	3	4	4	0	0	2	2	0	19	
00	Mance, Omar-Seli	g	1	5	1	2	0	1	1	7	8	3	3	0	0	0	0	37	
34	Wilks, Mike	g	6	16	2	4	4	4	0	4	4	1	18	1	1	0	1	39	
04	Evans, Brandon	g	1	2	0	0	1	1	2	0	2	1	3	0	2	0	18		
11	Walton, Michael	g	0	0	0	0	0	0	0	0	0	0	0	0	0	0	0	2	
15	Smith, Rashid	g	0	0	0	0	0	0	0	0	1	0	0	0	0	0	1	3	
25	Craig, Kevin	g	0	0	0	0	0	0	0	0	0	0	1	0	0	0	0	2	
32	Morgan, Ferron	g	0	3	0	0	2	2	2	2	4	2	2	1	1	0	0	13	
42	Diene, Yamar	g	0	0	0	0	0	0	0	0	0	1	0	0	0	0	0	1	
TEAM																			
Totals.....		15	49	5	15	14	17	10	21	31	17	49	8	9	3	4	200		

TOTALFG%	1st Half: 8-23 34.8%	2nd Half: 7-26 26.9%	Game: 30.6%	DEADBALL
3-Pt. FG%	1st Half: 4-9 44.4%	2nd Half: 1-6 16.7%	Game: 33.3%	REBOUNDS
FThrow %	1st Half: 9-10 90.0%	2nd Half: 5-7 71.4%	Game: 82.4%	0

Officials: Mike Whitehead, Howard Burgess, Eddie Jackson
 Technical fouls: Brigham Young-None. Rice-None.
 Attendance: 9123

Score by Periods	1st	2nd	Total
Brigham Young	33	26	59
Rice	29	20	49

GAME 1 OF THE 2000 TOYS FOR TOTS COLLEGE BASKETBALL CHALLENGE
 GAME 2 IS NORTH CAROLINA VS. TEXAS A&M

Points in the paint-BYU 28, RICE 12. Points off turnovers-BYU 10, RICE 13.
 2nd chance points-BYU 7, RICE 8. Fast break points-BYU 0, RICE 2.
 Bench points-BYU 12, RICE 5. Score tied-6 times. Lead changes-10 times.

RICE OWLS

Rice (2-1, 0-0 WAC) returns four starters and 10 lettermen from last year's 10-19 team that finished seventh in the WAC. Six of Rice's losses last year were by five points or less. With nearly the entire team returning, the Owls are poised to significantly improve their results this year. Rice is off to a 2-1 start after Wednesday's win over Houston at home. Sophomore Brock Gillespie scored 13 of his game-high 18 points in the first half, leading Rice to a 71-53 romp past Houston at Autry Court, giving the Owls initial possession of the Administrastaff Bayou Cup. Rice shot to as much as a 22-point lead in the first half to put the game away early. Gillespie came off the bench to score 13 of the Owls' first 33 points as Rice raced to a 39-21 halftime lead. Freshman Jamal Moore also scored 12 points in the opening period en route to a career-high 16. Playing in Palo Alto Sunday, Rice kept pace with PAC-10 powerhouse Stanford and trailed by only two deep in the second half but didn't score during a five minutes stretch, allowing the Cardinal to pull away and win 79-62. Senior returning starting guard Omar-Seli Mance led the Owls with 15 points. In its first game of the season, Rice beat Tulane 72-58 at home. Four players scored in double figures against Tulane, with Mance totaling 20, sophomore forward Michael Harris 17, junior center Yamar Diene 13, and Gillespie 12. Harris, at 6-foot-6, 225-pounds, led the Owls last year (12.8 ppg, 8.6 rpg) on his way to WAC Freshman of the Year honors. He and Diene join Mance and junior guard Rashid Smith as returning starters. Harris has led the Owls in on the boards in all three games this season, pulling down 13, 10 and eight, respectively. He is averaging a double-double on the year at 13.7 points and 10.3 rebounds, while Mance is putting down a team-leading 14.3 points per game and adding 4.0 rebounds per contest. Smith is dishing out 5.7 assists while Mance is distributing 4.7 assists per game. Diene is adding 9.0 points, 3.3 rebounds and 2.0 blocks and has made 11-12 free throw attempts. Gillespie is providing offensive firepower off the bench, scoring 12.7 points in just 16 minutes per game. As a team, Rice is shooting .429 from the floor, .298 on threes, and .830 from the line while allowing its opponents .393 on field goals and .440 from behind the arc. The Owls average 68.3 points while allowing 63.3. Rice hasn't fared as well on the boards, where they are allowing an average 38.3 rebounds while pulling down 34.3 misses. Rice coach Willis Wilson is 129-156 in his 11th year at Rice.

Rice's Probable Starters

Pos.	#	Name	Ht.	Wt.	Yr.	PPG	RPG
F	24	Jamaal Moore	6-5	195	Fr.	7.7	1.7
F	33	Michael Harris	6-6	225	So.	13.7	10.3
C	42	Yamar Diene	6-9	230	Jr.	9.0	3.3
G	0	Omar-Seli Mance	6-2	190	Sr.	14.3	4.0
G	15	Rashid Smith	6-3	175	Jr.	3.3	2.3

RICE GENERAL INFO

Location: Houston, Texas
 Founded: 1891
 Enrollment: 4,320
 Nickname: Owls
 Colors: Blue and Gray
 Home Arena: Autry Court
 Conference: WAC
 Athletic Director: Bobby May

BASKETBALL INFO

Head Coach: Willis Wilson
 Alma Mater: Rice '82
 Best time to call: M-F, 9 a.m.-12 noon
 Office Phone: 713-348-4075
 Overall Record(Years): 127-155 (10)
 Record at School (Years): 127-155 (10)
 Assistant Coaches: Marty Gross, Todd Smith, Marty Gillespie

SERIES TIDBITS

BYU leads the overall series against Rice, 3-2. The Cougars are 1-0 under Steve Cleveland against the Owls, thanks to a win in the last meeting. BYU won 59-49 in Houston at the Compaq Center during the Toys for Tots College Basketball Challenge that also featured a game between North Carolina and Texas A&M. BYU senior Travis Hansen is the only current Cougar to play in the last meeting. He scored eight points and had four rebounds, one assist and one block in 22 minutes off the bench. The Owls won the previous two meetings, both during the 1996-97 season in which BYU finished 1-25. The last game in Provo was a 62-59 Owl win on Jan. 23, 1997. BYU won the first two contests with wins in 1963 and 1971. BYU is 1-1 in Provo vs. Rice, winning the first game in the series, 89-78, on Dec. 20, 1963. BYU is 0-1 in the Marriott Center vs. the Owls. This will be the second game, both against Rice, BYU has played against a former WAC opponent since the inception of the Mountain West Conference for the 1999-2000 season.



2002-03 BYU NUMERICAL ROSTER

NO.	NAME	POS.	HT.	WT	YR.	EXP.	HOMETOWN (PREVIOUS SCHOOL)	PLAYER NOTE
2	Travis Hansen	G/F	6-6	210	Sr.	2L	Orem, Utah (Utah Valley State College)	Leads BYU in scoring (17.7) and rebounding (7.3)
3	Mark Bigelow	F/G	6-7	195	Jr.	2L	Olympia, Wash. (Olympia HS)	Second-leading scorer (13.7) and top three-point shooter
4	Luiz Lemes	G	6-3	180	Jr.	TR	Sao Paulo, Brazil (E. Oklahoma State)	JC Transfer shot 47 percent at Eastern Oklahoma State
5	Jake Shoff	F/C	6-9	265	Jr.	TR	Alpine, Utah (Weber State)	Played last two games after missing time with back injury
10	Terry Nashif	G	5-10	165	So.	1L	Vancouver, Wash. (Evergreen HS)	Played key role vs. St. Bonaventure press in Monday's win
12	Marc Roberts	G	6-3	205	So.	1L	Provo, Utah (Timpview HS)	Returned missionary a likely redshirt this season
13	Austin Ainge	G	6-1	175	Fr.	HS	Gilbert, Ariz. (Highland HS)	Returned missionary plans to redshirt / out - broken thumb
14	Ricky Bower	G	6-4	185	Jr.	TR	Meridian, Idaho (Wisconsin)	Practice time limited early by injuries; first start Monday
15	John Allen	F	6-7	215	So.	1L	Houston, Texas (Mayde HS)	Returned missionary is playing significant role off the bench
24	Kevin Woodberry	G	6-0	170	Jr.	TR	Phoenix, Ariz. (Dixie State College)	JC Transfer helped Dixie State to NJCAA title last year
32	Bart Jepsen	F	6-9	235	Jr.	2L	Roswell, N.M. (Roswell HS)	Played in every game last year off the bench
34	Jermaine Odjegba	G	6-5	190	Fr.	HS	Lake Park, Fla. (Palm Beach Gardens HS)	True freshman plans to redshirt
40	Dan Howard	C	7-0	225	Jr.	2L	Kaysville, Utah (Davis HS)	Played key role late last year; career-best 11 pts vs. Toledo
52	Jared Jensen	F/C	6-9	250	So.	1L	West Haven, Utah (Fremont HS)	MWC Co-Freshman of the Year a strong post-scoring threat
55	Rafael Araujo	C	6-11	265	Jr.	TR	Sao Paulo, Brazil (Arizona Western College)	JC Transfer was NJCAA All-American at Arizona Western

Head Coach: Steve Cleveland , UC Irvine, 1976 (85-69 entering sixth season)

Associate Head Coach: Dave Rose, Houston, 1983

Assistant Coaches: Andy Toolson, BYU, 1990; John Wardenburg, BYU, 1986

Director of Basketball Operations: Nate Call, BYU, 1993

BYU PLAYER SEASON/CAREER HIGHS

#	PLAYER	POINTS	REBOUNDS	ASSISTS (^ BLOCKS)
2	HANSEN, Travis Career:	22 vs. Toledo 30 at Pepperdine (2002)	12 vs. St. Bonaventure 17 at Pepperdine (2002)	5 vs. Toledo same (three times)
3	BIGELOW, Mark Career:	18 vs. Kansas State 33 at Washington State (1998-99)	5 vs. Toledo 14 (twice- 1998-99)	4 vs. Kansas State 6 (twice-1998-99)/(9 steals,BYU record)
4	LEMES, Luiz Career:	- -	1 vs. Toledo, Kansas State same	1 vs. Kansas State same
5	SHOFF, Jake Career:	2 vs. St. Bonaventure same	4 vs. Kansas State same	- -
10	NASHIF, Terry Career:	3 vs. Toledo, Kansas State 4 at Wyoming (2002)	3 vs. Toledo same (twice)	2 vs. St. Bonaventure 3 vs. Fort Lewis (2002)
12	ROBERTS, Marc Career:	- 6 at CSU (1999-00)	- 2 vs. CSU (1999-00)	- 2 at Wyoming (1999-00)
14	BOWER, Ricky Career:	10 vs. Toledo same	5 vs. St. Bonaventure same	2 vs. Kansas State same
15	ALLEN, John Career:	5 vs. Toledo, K-St, St. Bonaventure 10 at Notre Dame (1999-00)	4 vs. St. Bonaventure same	1 vs. Toledo same (twice) / ^ 1 vs. So. III. (99-00)
24	WOODBERRY, Kevin Career:	8 vs. St. Bonaventure same	3 vs. Toledo same	3 vs. Kansas State same
32	JEPSEN, Bart Career:	- 7 vs. UNLV (1998), SDSU (2002)	- 9 vs. Washington (1997-98)	- 2 - twice / ^ 3 vs. UTEP (1998-99)
40	HOWARD, Dan Career:	11 vs. Toledo same	2 vs. Toledo, Kansas State 7 at SDSU (2002)	1 vs. Kansas State same (twice) / ^ 2 - twice (2002)
52	JENSEN, Jared Career:	15 vs. St. Bonaventure 20 at Air Force (2002)	6 vs. St. Bonaventure 10 vs. Creighton, CSUN (2002)	- 2 vs. Creighton/ ^ 2 (3 times)
55	ARAUJO, Rafael Career:	9 vs. Kansas State same	10 vs. St. Bonaventure same	1 vs. St. Bonaventure / ^ 2 vs. SBU same



2002-03 BYU STARTING LINEUPS

Opp.	PG	SG	SF	PF	C
v. Toledo	Woodberry	Hansen	Bigelow	Jensen	Araujo
v. KSU	Woodberry	Hansen	Bigelow	Jensen	Araujo
v. SBU	Woodberry	Bower	Bigelow	Hansen	Araujo

BYU STARTING LINEUP RECORD

Woodberry, Hansen, Bigelow, Jensen, Araujo	2-0
Woodberry, Bower, Bigelow, Hansen, Araujo	1-0

BREAKDOWN BY CLASS

SENIORS (1)

Travis Hansen	G/F	6-6
---------------	-----	-----

JUNIORS (8)

Kevin Woodberry	G	6-0
Luiz Lemes	G	6-3
Ricky Bower	G	6-4
Mark Bigelow	F/G	6-7
Jake Shoff	F	6-9
Bart Jepsen	F	6-9
Rafael Araujo	C	6-11
Dan Howard	C	7-0

SOPHOMORES (4)

Terry Nashif	G	5-10
Marc Roberts	G	6-3
John Allen	F	6-7
Jared Jensen	F/C	6-9

FRESHMAN (2)

Austin Ainge	G	6-1
Jermaine Odjegba	G	6-5

BREAKDOWN BY GEOGRAPHY

UTAH (5)

Travis Hansen	Orem
Jake Shoff	Alpine
Dan Howard	Kaysville
Jared Jensen	West Haven
Marc Roberts	Provo

ARIZONA (2)

Kevin Woodberry	Phoenix
Austin Ainge	Gilbert

BRAZIL (2)

Luiz Lemes	Sao Paulo
Rafael Araujo	Sao Paulo

WASHINGTON (2)

Mark Bigelow	Olympia
Terry Nashif	Vancouver

FLORIDA (1)

Jermaine Odjegba	Lake Park
------------------	-----------

IDAHO (1)

Ricky Bower	Meridian
-------------	----------

NEW MEXICO (1)

Bart Jepsen	Roswell
-------------	---------

TEXAS (1)

John Allen	Houston
------------	---------

2002-03 ROSTER BREAKDOWN

STARTERS RETURNING (3)

Travis Hansen	G/F	6-6	(15.6 ppg, 6.2 rpg)
Mark Bigelow	F/G	6-7	(14.9 ppg, 2.7 rpg)
Jared Jensen	F/C	6-9	(8.6 ppg, 3.5 rpg)

STARTERS LOST (2)

Eric Nielsen	F	Sr.	(10.0 ppg, 5.1 rpg)
Matt Montague	G	Sr.	(6.2 ppg, 4.2 rpg, 7.2 apg)

LETTERWINNERS RETURNING (8)

Travis Hansen	G/F	6-6	(15.6 ppg, 6.2 rpg)
Mark Bigelow	F/G	6-7	(14.9 ppg, 2.7 rpg)
Jared Jensen	F/C	6-9	(8.6 ppg, 3.5 rpg)
Dan Howard	C	7-0	(1.8 ppg, 2.2 rpg)
Bart Jepsen	F	6-9	(0.9 ppg, 1.4 rpg)
Terry Nashif	G	5-10	(0.5 ppg, 0.4 rpg, 0.5 apg)
John Allen	F	6-7	(1.9 ppg, 1.2 rpg in 1999-2000)
Marc Roberts	G	6-2	(1.4 ppg, 0.5 rpg in 1999-2000)

LETTERWINNERS LOST (7)

Eric Nielsen	F	Sr.	(10.0 ppg, 5.1 rpg)
Matt Montague	G	Sr.	(6.2 ppg, 4.2 rpg, 7.2 apg)
Daniel Bobik	G	So.	(6.8 ppg, 2.2 rpg)
Jon Carlisle	C	So.	(2.4 ppg, 1.6 rpg)
Jimmy Balderson	G	Fr.	(4.0 ppg, 1.5 rpg)
Shawn Opunui	G	Fr.	(1.5 ppg, 1.0 rpg, 2.8 apg)
Jesse Pinegar	F	Fr.	(0.6 ppg, 0.4 rpg)

REDSHIRTS RETURNING (2)

Ricky Bower	G	6-4	Jr.	(Sat out last year after transferring from Wisconsin)
Jake Shoff	F/C	6-9	Jr.	(Sat out last year after transferring from Weber State)

NEWCOMERS (5)

Austin Ainge	G	6-1	Fr.	(Enrolling after serving mission right after high school)
Rafael Araujo	C	6-11	Jr.	(Signed out of Arizona Western College)
Luiz Lemes	G	6-3	Jr.	(Signed out of Eastern Oklahoma State College)
Kevin Woodberry	G	6-0	Jr.	(Signed out of Dixie State College)
Jermaine Odjegba	G	6-5	Fr.	(Joined team out of Palm Beach Gardens HS, Fla.)

RETURNING FROM LDS CHURCH MISSIONS (3)

Austin Ainge	G	6-1	160	Fr.	HS	(Served mission in Dominican Republic)
John Allen	F	6-7	210	So.	1L	(Served mission in El Salvador)
Marc Roberts	G	6-2	185	So.	1L	(Served mission in Argentina)

ON LDS CHURCH MISSIONS (4)

Garner Meads	F	6-8	Fr.	Serving mission in Edmonton, Alberta (returns for 2003-04 season)
Derek Dawes	C	6-11	So.	Serving mission in New Hampshire (returns for 2003-04 season)
Jimmy Balderson	G	6-6	So.	Serving mission in Micronesia, Guam (returns for 2004-05 season)
Sam Burgess	G	6-3	So.	Serving mission in Spokane, Wash. (returns for 2004-05 season)



MEDIA RELATIONS INFORMATION

Basketball Contact: Brett Pyne
 Office Phone: (801) 422-4912
 Cell Phone: (801) 367-1631
 Home Phone: (801) 796-6867
 E-Mail: brett_pyne@byu.edu
 Assoc. AD/Director: Duff Tittle
 Office Phone: (801) 422-8948
 Home Phone: (801) 227-0746
 Email: duff_tittle@byu.edu
 Media Relations Fax: (801) 422-0633
 Pressrow Phone: (801) 378-3675
 Mailing Address: 30 SFH, Provo, UT 84602-2239

UNIVERSITY INFO

Location: Provo, Utah (84602)
 Founded: Oct. 15, 1875
 Elevation: 4,553 feet
 Enrollment: 32,122 (daytime)
 Nickname: Cougars
 Mascot: Cosmo
 Colors: Dark Blue, White and Tan
 Arena (Capacity): Marriott Center (22,700)
 Affiliation: NCAA Division I
 Conference: Mountain West Conference
 President: Merrill J. Bateman (Utah, 1960)
 Men's Athletics Director: Q. Val Hale (BYU, 1981)
 Athletic Website: byucougars.com
 Tickets: 378-BYU1 or 1-800-322-BYU1

COACHING STAFF

Head Coach: Steve Cleveland
 Alma Mater (year): UC-Irvine (1976)
 Record at school (years): 88-69 (6th year)
 Career record (years): 85-69 (same)
 Office phone for head coach: 801-378-3612
 Best time/day to reach coach: Call SID
 Basketball Office Fax: (801) 378-5965
 Assistant coaches (Alma Mater/year)
 Dave Rose (Houston, 1983)
 Andy Toolson (BYU, 1990)
 John Wardenburg (BYU, 1986)
 Director of Basketball Operations:
 Nate Call (BYU, 1993)

TEAM INFO

2001-2002 Overall Record: 18-12
 Conference record/finish: 7-7 (T-4th)
 2002 Postseason: (1-1)
 NIT second round - lost at Memphis
 2002 Final Ranking: N/A
 Starters Returning/Lost: 3/2
 Lettermen Returning/Lost: 8/7
 Redshirts Returning: 2
 Newcomers: 5

HISTORY – CELEBRATING 100 YEARS

First Year of Basketball: 1903
 Overall All-Time Record: 1429-922 (.608)
 Conference Championships: 25 (last 2001)
 Postseason Appearances (record): 28 (23-29)
 Total NCAA Appearances (Record): 19 (11-22)
 Last NCAA Appearance: 2001
 Result: (0-1) Lost, NCAA First Round in San Diego vs. Cincinnati, 84-59
 Total NIT Appearances (Record): 9 (12-7)
 Last NIT Appearance: 2002
 Result: (1-1) Def. UC Irvine, 78-53
 Lost, at Memphis, 80-69

COUGARS BOAST STRONG SCHEDULE

Seventeen games against teams who qualified for postseason play last year and spots in the University of The Virgin Islands Paradise Jam (U.S. Virgin Islands) and Touchstone Energy All-College Classic (Oklahoma City) highlight BYU's 2002-03 men's basketball schedule. BYU's non-conference schedule includes teams from 10 different conferences. Overall, 12 teams earned post-season bids last season, seven advancing to the NCAA tournament and five playing in the NIT. Six teams earned a conference regular season or league tournament title and 12 placed in the top three in their league standings. In all, the schedule includes a total of 29 regular season games and two exhibitions. The Cougars will play 14 regular season games in the Marriott Center, where BYU owns the nation's longest active home-court victory streak at 36 games. Excluding the MWC Tournament, BYU plays 15 road games, including 11 away contests and four neutral site games. The 2003 MWC Tournament takes place March 12-15 at the Thomas and Mack Center in Las Vegas. The Pac-10, Big 12, Atlantic 10, Big Sky, Big West, Mid-American, Mid-Continent, Missouri Valley, West Coast and Western Athletic are represented on the non-league schedule. Nine teams -- Arizona State, Creighton, San Diego, UC Santa Barbara, San Francisco, Utah State, Southern Utah, Weber State and Pepperdine -- were also on last year's nonconference schedule. BYU earned a 6-3 record in those games, losing at UCSB and dropping overtime games at both Utah State and Pepperdine.

"This year's preseason and conference schedule will be the toughest and most challenging we've encountered since my arrival at BYU. All of our games in the preseason will be against veteran teams, many with postseason experience, and eight of those games will be on the road. This is definitely the strongest and most competitive the Mountain West has been since its formation."
 – BYU Coach Steve Cleveland

BYU ON TELEVISION

The Cougars will be featured in 15 television broadcasts in 2002-03, including five times as part of the Mountain West Conference television package with ESPN. BYU will appear on ESPN2 vs. Oklahoma State in the Touchstone Energy All-College Classic in Oklahoma City on Jan. 4 and on ESPN "Big Monday" at Utah on Feb. 24. BYU appears three times on ESPN+Plus, hosting Utah Jan. 25 and New Mexico Feb. 1 before facing reigning MWC champion Wyoming in Laramie on Feb. 8. BYU will also be featured in nine SportsWest Production telecasts and on Fox Sports Net Arizona. The Mountain West Conference television agreement with ESPN will provide 32 national and regional television broadcasts on ABC, ESPN, ESPN2 and ESPN+Plus in 2002-03, including 14 appearances on ESPN, two on ESPN2, two on ABC and 12 on ESPN+Plus as the featured "Mountain West Conference Game of the Week". ESPN+Plus games in Utah are aired on KJZZ-TV, channel 14. An additional 20 MWC games are scheduled to be aired on SportsWest as point-to-point broadcasts by local affiliates, while local institutional packages will add a minimum of another 19 games in 2002-03. For the fourth consecutive season every game of the EAS Mountain West Conference Men's Basketball Championship will be televised by ESPN or ESPN+Plus.

HOME WINNING STREAK

BYU has a 36-game home court winning streak. The streak, which is a school record topping the 24 straight won between March 1994 and January 1996, is the longest current streak in the nation. BYU went 16-0 at home last season and was 15-0 the prior year. BYU has had a perfect home record seven times since the Marriott Center opened for the 1971-72 season. The past two year, however, marks the first time it has happened in back-to-back seasons. Last year's team tied the BYUsingle-season record with 16 home wins and was only the fourth Cougar squad to win more than 14 home games in a season. The 1987-88 Ladell Andersen squad went 16-2 in the Marriott Center. BYU's last home loss was on Feb. 17, 2000 when New Mexico edged the Cougars 78-74. BYU has won 17 straight at home over MWC teams. BYU has defeated 27 straight nonconference opponents in the Marriott Center. The last non-league foe to win in Provo was the California Bears, who edged BYU 71-70 on Dec. 19, 1998.

BREAKING THROUGH ON THE ROAD

While BYU owns the nation's longest active home winning streak at 36 games, the Cougars also finished last season having lost their last 10 games away from the Marriott Center, including two overtime defeats. BYU snapped that streak with its three wins at the Paradise Jam – BYU's first win streak away from home since the end of the 2001 season. The three wins at the Paradise Jam gave BYU one more victory than all of last year away from home. Last year's road wins were a neutral court 81-76 upset over No. 13 Stanford at the Las Vegas Showdown on Dec. 22, 2001 and a season-opening win at San Diego, 70-59, on Nov. 17. In true away games, BYU has lost its last 11 straight games on an opponents home court since the win at San Diego. BYU has a chance to end that streak at Arizona State on Dec. 4.

NEUTRAL RECORD

BYU is 12-7 on a neutral court under Steve Cleveland. Last year BYU was 1-1 on a neutral floor. Prior to the Paradise Jam, BYU's last neutral court game was a 62-51 loss to San Diego State at the 2002 MWC Tournament. BYU's prior neutral win was over No. 13 Stanford, 81-76, at the Las Vegas Showdown. The Cougars have won seven of their last nine neutral court contests.



BYU MARGIN OF VICTORY/DEFEAT

	WINS	LOSSES
1 point		
2 points		
3 points		
4 points		
5 points		
6 points		
7 points		
8 points		
9 points	2	
10 points		
11 points		
12 points		
13 points		
14 points		
15 points	1	
16-19 points		
20-24 points		
25-29 points		
30-plus points		

BYU'S RECORD WHEN ...

BYU scores 100 or more points	.0-0
BYU scores between 90-99 points	.0-0
BYU scores between 80-89 points	.0-0
BYU scores between 70-79 points	.2-0
BYU scores between 60-69 points	.1-0
BYU scores below 60 points	.0-0
Opponent scores 90 or more points	.0-0
Opponent scores between 80-89 points	.0-0
Opponent scores between 70-79 points	.0-0
Opponent scores between 60-69 points	.1-0
Opponent scores between 50-59 points	.2-0
Opponent scores below 50 points	.0-0
BYU leads at half	.1-0
Opponent leads at half	.2-0
Score tied at half	.0-0
BYU leads with 5 minutes left	.3-0
Opponent leads with 5 min. left	.0-0
BYU leads with 1 minute left	.3-0
Opponent leads with 1 min. left	.0-0
Score tied with 1 minute left	.0-0
Game goes into overtime	.0-0
BYU shoots 50 % or better	.0-0
Opponent shoots 50 % or better	.0-0
BYU out shoots opponent	.3-0
Opponent out shoots BYU	.0-0
BYU out rebounds opponent	.3-0
Opponent out rebounds BYU	.0-0
BYU and opponent tie in rebounds	.0-0
vs. top-25 ranked opponent	.0-0
vs. 2002 conference champions	.0-0
vs. 2002 postseason teams	.1-0

MORE POINTS ON POINTS ...

WHEN BYU SCORES: (CLEVELAND ERA)

Points	Record
100 or above	2-0 (1.000)
90-99	5-0 (1.000)
80-89	23-4 (.852)
70-79	31-15 (.674)
60-69	24-23 (.511)

WHEN BYU ALLOWS: (CLEVELAND ERA)

Points	Record
40-49	15-0 (1.000)
50-59	29-3 (.906)
60-69	26-12 (.684)
70-79	16-30 (.348)

BEST START SINCE 1991-92

After starting the season 2-0 for the fourth straight year, BYU was able to win its third contest and go 3-0 for the first time since the 1991-92 team won seven straight out of the gate. That team, like this year's team, was picked to finish fourth in the conference entering the season. The 1991-92 team went on to win the Western Athletic Conference title and finish 25-7 after losing to LSU and Shaquille O'Neal in the NCAA tournament.

CLEVELAND PERFECT IN SEASON-OPENERS

BYU has started the year with a win in each of the six seasons Steve Cleveland has been the coach. This year is the first time in the past six years the Cougars have started the year on a neutral floor. In season openers under Cleveland, BYU is 3-0 at home and 3-0 away from the Marriott Center, including a 2-0 record on an opponent's home court.

HANSEN STARTS SENIOR SEASON STRONG

BYU's lone senior, guard Travis Hansen, is off to a strong start in his final campaign. He leads BYU in scoring (17.7 ppg) and rebounding (7.3 rpg), despite being ejected with 8:48 to go in last Saturday's win over Kansas State. Hansen, who is also second on the team with eight assists (2.7 apg), is shooting 50 percent (15-30) from the floor, 57.1 percent (4-7) from behind the three-point line (which was extended to the experimental rules distance of 20 feet, 6 inches at the Paradise Jam), and 79.2 percent (19-24) from the free throw line.

HANSEN, BIGELOW EARN PARADISE JAM AWARDS

Leading BYU to the University of the Virgin Islands Paradise Jam title, Travis Hansen and Mark Bigelow were named to the Paradise Jam All Tournament Team. Others selected to the team were Pervis Pasco of Kansas State, Nick Moore of Toledo, Terry Taylor of Virginia Tech and tournament MVP Marques Green of St. Bonaventure.

RECORD DEFENSE

BYU set the Paradise Jam tournament record for fewest average points allowed by giving up only 59 points per game in its three tournament wins. The previous record was LaSalle's 62.7 points allowed over three tournament games last year. In the championship game, BYU held St. Bonaventure, who came into the title showdown having scored 91 and 89 points in its first two games, to 57 points and 28 percent shooting. BYU held Toledo to 34.6 percent shooting and 56 points and allowed only 40.4 percent shooting and 64 points by Kansas State. Combined, BYU's opponents are shooting 33.9 percent from the floor, including 31.8 percent on threes, and have averaged 59 points per game.

PLAYER PERSONNEL

BYU coach Steve Cleveland is expected to play a larger rotation this year with a deeper bench available. With junior forward Jake Shoff seeing his first playing time of the year against Kansas State, all 12 players who are expected to play this year have already received playing time. Shoff hadn't played in any of BYU's exhibition contests or the opening game with Toledo due to back problems. He has had limited practice time as well since practices started in October. Sophomore guard Marc Roberts has not played to keep a redshirt opportunity available while freshmen guards Austin Ainge and Jermaine Odjegba are using the season to redshirt. Ainge did not make the trip to the Virgin Islands after breaking his thumb during practice the night before the team's departure. He had surgery in Phoenix last week and is not expected back until after Saturday's game. He will be out for six to eight weeks.

FROM BEHIND THE EXTENDED ARC

BYU played at the experimental three-point distance of 20 feet, six inches during the Paradise Jam. The Cougars shot 46.3 percent at that distance, going 19-41 on trey attempts. All six players to attempt a shot from behind the arc have connected at least twice. Mark Bigelow (5-9) and Travis Hansen (4-7) lead the way, followed by Ricky Bower (3-3), John Allen (3-4), Terry Nashif (2-4) and Kevin Woodberry (2-14). Woodberry, who has taken five more threes than any Cougar, is the only player shooting less than 50 percent from behind the arc.



THE LAST TIME BYU HAD ...**4 PLAYERS SCORE IN DOUBLE FIGURES**

11/22/02 vs. Toledo Hansen (22),
Bigelow (12), Howard (11), Bower (10)

5 PLAYERS SCORE IN DOUBLE FIGURES

12/28/00 at Weber State Wesley (18), Whiting
(15), Lyday (14), Hansen (12), Nielsen (12)

A PLAYER RECORD A DOUBLE-DOUBLE

1/5/02 at Pepperdine
Travis Hansen 30 points, 17 rebounds

TWO PLAYERS RECORD A DOUBLE-DOUBLE

1/23/99 vs. CS Northridge
Mark Bigelow 23 points, 11 rebounds
Nathan Cooper 15 points, 10 rebounds

TWO DOUBLE-DIGIT REBOUNDERS

11/25/02 vs. St. Bonaventure (at Paradise Jam)
Travis Hansen-12, Rafael Araujo-10

TWO PLAYERS FOULED OUT

11/22/02 vs. Toledo
Jared Jensen and Rafael Araujo

THREE PLAYERS FOULED OUT

12/22/00 vs. Iowa State (@Laie, Hawaii)
Nate Knight, Mekeli Wesley, Trent Whiting

A PLAYER EJECTED FROM THE GAME

11/23/02 vs. Kansas State
Travis Hansen (2 technical fouls)

TWO PLAYERS SCORED 20+ POINTS

12/1/01 at Utah State
Travis Hansen-26; Mark Bigelow-21

TWO PLAYERS SCORED 25+ POINTS

3/1/01 at New Mexico
Terrell Lyday-26; Mekeli Wesley-25

A PLAYER SCORED 30+ POINTS

1/5/02 at Pepperdine
Travis Hansen-30

A PLAYER WITH 5 STEALS

1/2/02 vs. San Francisco – Matt Montague

A PLAYER HAD DOUBLE-DIGIT ASSISTS

3/14/02 vs. UC Irvine
Matt Montague-12

A PLAYER 100% AT FT LINE (MIN. 8 ATTS)

2/18/02 vs. Air Force - Jared Jensen (8-8)

A PLAYER 100% FROM FLOOR (MIN. 5 ATTS)

11/21/00 vs. Elon College
Mekeli Wesley/ Jacob Chrisman (5-5)

A PLAYER 100% ON TREYS (MIN. 3 ATTS)

3/20/02 at Memphis – Daniel Bobik (4-4)

CELEBRATING 100 YEARS OF BASKETBALL

BYU is celebrating 100 years of basketball. Since the first season of BYU basketball in 1903, BYU entered this season having achieved a 1428-922 (.608) overall record with 21 different coaches at the helm. The combined efforts of these men have provided the Cougars with 80 winning seasons in 100 years. BYU has won 25 conference titles and made 28 postseason tournament appearances with 19 NCAA bids and nine NIT berths. The Cougars won the 1951 and 1966 NIT titles and advanced to the Elite Eight of the NCAA tournament in 1981, highlighted by Danny Ainge's length-of-the-court dash to defeat Notre Dame at the buzzer. Ainge was named the nation's top player as the John Wooden Award and Eastman Award winner. Twenty-three players have received All-America recognition while NBA teams have selected a Cougar 41 times in its annual draft. BYU has the nation's 11th longest rivalry, dating back to 1909, against the University of Utah. BYU and Utah have the 10th longest rivalry in terms of games played with 232 contests. Amazingly, the series is tied at 116-116. For more information on BYU's 100-year history, please consult the 2002-03 BYU media guide.

COUGARS SIGN COMBO GUARD MICHAEL ROSE

During the early signing period in November, BYU signed Michael Rose, a 6-foot-1 combo guard out of Spring Woods High School in Houston Texas. A four-year starter, Rose averaged 16.3 points, five rebounds and three assists playing shooting guard as a junior. A preseason All Greater Houston First Team selection, Rose will play point guard his senior season. He has earned first-team All-District 21 5A honors the past two seasons and was the team MVP in 2002. He has helped his team to second-place District 21 finishes the past two years. In his first season, he was named District 21 Freshman of the Year. Rose has played four years on the Houston Hoops summer AAU team that also features top-five recruits Ndidi Eby and Kendrick Perkins. As the team's starting shooting guard, Rose averaged 14 points and helped the team earn a No. 1 national rating for much of the summer. The team placed second at two of the nation's larger invitational tournaments, finishing as the runner-up at both the Nike Peach Jam in Augusta, Ga., and Nike Super Showcase in Orlando, Fla. A great shooter, Rose is one of the 16 finalists still alive in Cuttino Mobley's Clutch City Shootout. Sponsored by the Houston Rockets and generating more than 300 participants, the Shootout allows Houston-area 4A and 5A high school basketball players the opportunity to compete in a series of three-point shooting contests. Rose is scheduled to shoot at halftime of the Rockets' Jan. 13 game. Earlier this month, he connected on 14 consecutive three-point shots during a scrimmage while scoring 56 points. Rose possesses a strong academic resume, ranking second in his class of 365 seniors. He was recruited by Houston, St. Louis, Utah State, Colorado State, Texas Christian, Texas A&M, Tennessee and Illinois. With guard Travis Hansen being the only senior on this year's roster, Rose is expected to be the only player to sign with BYU during the early signing period. He is the nephew of BYU Associate Head Coach Dave Rose.

"Michael has many of the same qualities that Trent Whiting possessed. Michael is an outstanding three-point shooter but he also has the ability to create his own shot off the dribble. He is a great competitor and plays with a great deal of confidence. I'm really excited to have Michael in the program."

– BYU Coach Steve Cleveland

BYU VS. ITS CONFERENCE PEERS

BYU is picked to finish fourth this year in the Mountain West Conference. BYU has won 58 percent (418-299) of its games vs. its MWC opponents. As an overall athletic program, BYU has dominated the Mountain West, winning 63 percent of the titles in the league's first three seasons.

PARADISE JAM OFFERED OFF COURT MEMORIES

During their week in the Virgin Islands, the Cougars were able to do more than just win three games to claim the Paradise Jam title. While the coaches and players weren't able to fully take advantage of the beautiful beaches and other opportunities available on St. Thomas, the team was able to go on a Catamaran Tour, that included snorkeling, the day before its first game. One of the highlights of the trip was on Sunday. With BYU not practicing or playing that day, the entire team and extended traveling party attended church services at the local branch of the Church of Jesus Christ of Latter-day Saints. The Cougar contingency helped boost the branch attendance from its usual 20-25 to 138. It was the largest group to ever attend church services in the branch. Later that evening, the entire team returned to participate in a church fireside. During the day, BYU coach Steve Cleveland, Travis Hansen, Mark Bigelow, Dan Howard, Terry Nashif and Ricky Bower all spoke and the entire team mingled and spent time with the local members. Many church members attended BYU's games during the week, giving the Cougars a nice fan base in the 3,000-seat Sports and Fitness Center. BYU, along with the other teams in the Paradise Jam, participated in the Paradise Jam Dockside Jamboree on the evening before the tournament began. The festival, located near the dock where cruise ships come to port, included local bands, steel drum bands, mocko jumbies, local food, arts, crafts and shopping. The players had opportunities to sign autographs and Coach Cleveland was able to talk about the team and university on a live radio program being broadcast remotely from the event.



BRIGHAM YOUNG UNIVERSITY COUGAR BASKETBALL 2002-2003



With some talented new additions and more depth at nearly every position, the 2002-03 BYU men's basketball team is poised to challenge for the Mountain West Conference title and its second NCAA tournament invite in the last three years.

Coming off its third straight postseason tournament appearance, the 2002-03 Cougars have significantly more experience than last year's team, which achieved an 18-12 record and advanced to the second round of the National Invitation Tournament despite returning only one starter and boasting just two seniors and one junior. In contrast, this year's roster includes nine upperclassmen among eight returning lettermen and five transfers.

BYU coach Steve Cleveland will again rely on the talents of returning starters Travis Hansen, a second-team All-Mountain West Conference guard, Mark Bigelow, an honorable mention All-MWC forward, and center Jared Jensen, the MWC Co-Freshman of the Year. Hansen, the lone senior on the roster, returns as the team's leading scorer (15.6 ppg) and rebounder (6.2 rpg). Bigelow, the 1999 Western Athletic Conference Freshman of the Year, was the team's second-leading scorer (14.9 ppg) despite fighting through conditioning issues in his first season back from a two-year LDS Church mission. Jensen started 25 of 30 games in his first season and averaged 8.6 points while showing significant potential as a scorer in the post.

Junior combo guard Ricky Bower, a 6-foot-4 transfer from Wisconsin, and junior forward Jake Shoff, a 6-foot-9 transfer from Weber State, will get their chance to play after sitting out last season because of transfer rules. Bower is considered among the team's best shooters and is expected to play a significant role on the perimeter, while Shoff was Weber State's leading rebounder (6.0) as a sophomore.

Three highly regarded junior college transfers signed with the Cougars this year and should have an impact on the perimeter and in the post. Rafael Araujo, a 6-foot-11, 265-pound center from Sao Paulo, Brazil, earned second-team NJCAA All-America honors at Arizona Western College last year. Point guard Kevin Woodberry led Dixie State College to the NJCAA national title, while Luiz Lemes, also from Sao Paulo, was a first-team NJCAA Region 2 combo guard from Eastern Oklahoma State College.

In all, BYU's roster includes one senior, eight juniors, four sophomores and two freshman. Ten players have earned Division I letters, eight with the Cougars, while three bring strong junior college credentials.

POINT GUARDS

13	Austin Ainge	G	6-1	175	Fr.
14	Ricky Bower	G	6-4	185	Jr.
4	Luiz Lemes	G	6-3	180	Jr.
10	Terry Nashif	G	5-10	165	So.
24	Kevin Woodberry	G	6-0	170	Jr.

SHOOTING GUARDS

14	Ricky Bower	G	6-4	185	Jr.
2	Travis Hansen	G/F	6-6	210	Sr.
4	Luiz Lemes	G	6-3	180	Jr.
34	Jermaine Odjegba	G	6-5	190	Fr.
12	Marc Roberts	G	6-3	205	So.

POINT GUARD

Bower, Woodberry (6-foot, 170-pound junior), and Lemes (6-foot-3, 175-pound junior) could all play a role at the point. Woodberry is a true point guard and strong defender while Bower and Lemes are combo guards who could also see time at the shooting guard spot. Woodberry, a Phoenix, Ariz., native, led Dixie State College to a 34-3 record and the 2002 NJCAA National Championship as a second-team All-Scenic West Athletic Conference selection. Woodberry led the Rebels in assists (3.6), steals (2.0), three-point field goals (73) and free throw percentage (.815). He shot 41.2 percent from the floor, including 41 percent on threes, while averaging 11.4 points and 2.9 rebounds per contest. Bower was considered one of the Cougars' top players in practice last year during a redshirt season. He is an excellent shooter and tough competitor who shot 44 percent from three-point range and 81 percent from the free throw line as a sophomore at Wisconsin while scoring 4.3 points per game. Lemes shot 47 percent from the floor, 40



percent on threes, and 76 percent from the free throw line as Eastern Oklahoma's second-leading scorer at 15.1 points per game. He led the team in steals (2.2) and was second in assists (3.6) while playing strictly the two-guard last year after playing primarily the point his freshman season. During his two seasons at Eastern Oklahoma State College (Wilburton, Okla.), Lemes led the Mountaineers to back-to-back Region 2 Tournament runner-up finishes with records of 23-8 and 25-7. Returning reserve Terry Nashif (5-foot-10 sophomore) is a true point who played in 21 games last year in limited action. Austin Ainge (6-foot-1 freshman), son of BYU All-American Danny Ainge, is a heady floor leader and strong shooter who returned from a mission in August. If he doesn't redshirt in 2002-03, he will be another significant talent at the point.

SHOOTING GUARD

Hansen is an MWC Player of the Year candidate entering his final season. The senior was BYU's best player last year and should continue to improve in 2002-03. At 6-foot-6, Hansen is an extremely athletic player who can create his own shot or knock down the three. His explosiveness was evidenced by game highs of 30 points and 17 rebounds last year. Hansen shot 42 percent from three-point range and 76 percent from the line while totaling a team-leading 15.6 points and 6.2 rebounds per game. Lemes, who made 66 threes (2.1 per game) last season at Eastern Oklahoma, and Bower will also see time on the wing. Recently returned missionary Marc Roberts (6-foot-3 sophomore) and incoming freshman Jermaine Odjegba, a 6-foot-5 guard out of Lake Park, Fla., will add depth but could also redshirt.

SMALL FORWARD

Bigelow should return in better shape after a summer of condition and strength training. In his first year back from a two-year mission layoff, he showed signs of his potential with a 31-point performance in a win over Arizona State while averaging 14.9 points overall. As a freshman in 1999, he led BYU in scoring (15.0) and rebounding (6.3). A threat from long range, Bigelow led the Cougars last year in three-pointers made with 65 on 42 percent shooting and holds the BYU record for consecutive games with a trey (22). He made two or more threes in 18 games last year while also making 80 percent from the line. Hansen will likely swing to the three-position when Bigelow is out of the game, with Lemes or Bower playing two-guard. John Allen (6-foot-7 sophomore), who appeared in 18 games as a freshman, returns from a mission and has the ability to earn some time on the perimeter or in the post.

POWER FORWARD


Araujo and Jensen could both see time the four and five positions. At 6-foot-11, Araujo is a strong, physical player who runs the floor well and has range on the perimeter (14-49 from three-point range), while Jensen is developing the mid-range game he wasn't asked to use last year playing the five spot. Returning letterman Bart Jepsen, a 6-foot-9 junior, played in all 30 games last year off the bench, averaging 7.8 minutes per game. He runs the floor well and is able to make an impact defensively. Junior Jake Shoff, who sat out last year due to transfer rules, is a rebounding specialist who led Weber State on the boards (6.0) as a sophomore. A wide load at 265 pounds, Shoff has a nice shot as he added 7.6 points per game as a Wildcat while shooting 56 percent from the floor. Allen also could be a factor with his ability to extend out to the perimeter.

CENTER

Araujo, Jensen, Shoff and returning letterman Dan Howard (7-foot junior) could all see time at the five-position. Araujo led Arizona Western to a 28-3 record and No. 6 national ranking last year before losing in the finals of the NJCAA Region 1 Tournament. One of the top 10 junior college players in the country, he scored 17.9 points and grabbed 10.7 rebounds for the Matadors while shooting 57 percent from the floor, 28 percent on threes and 67 percent from the line. Araujo and Jensen are BYU's primary post-scoring threats while Howard is a defensive specialist who played a significant role during the latter part of last season. He averaged 3.4 points and 3.8 rebounds over the last nine games in 15.7 minutes of action. Overall, he averaged 1.8 points and 2.2 rebounds in 9.5 minutes.

SMALL FORWARDS

15	John Allen	F	6-7	215	So.
3	Mark Bigelow	F/G	6-7	195	Jr.
2	Travis Hansen	G/F	6-6	210	Sr.



POWER FORWARDS

15	John Allen	F	6-7	215	So.
55	Rafael Araujo	C	6-11	265	Jr.
52	Jared Jensen	F/C	6-9	250	So.
32	Bart Jepsen	F	6-9	235	Jr.
5	Jake Shoff	F/C	6-9	265	Jr.

CENTERS

55	Rafael Araujo	C	6-11	265	Jr.
40	Dan Howard	C	7-0	225	Jr.
52	Jared Jensen	F/C	6-9	250	So.
5	Jake Shoff	F/C	6-9	265	Jr.



KEVIN WOODBERRY / 6-0 • 170 • junior • point guard

CAPSULE: Kevin Woodberry is a true point guard and strong defender who helped Dixie State College (St. George, Utah) to a 34-3 record and the 2002 NJCAA National Championship ... A second-team All-Scenic West Athletic Conference selection, he led the Rebels in assists (3.6), steals (2.0), three-point field goals (73) and free throw percentage (.815) ... He distributes the ball well and can hit the jumper ... He played at Portland as a freshman.

2002-03: Kevin has started at the point in all three games and is coming off a season-high 8 points in BYU's win over St Bonaventure ... he has hit a three in two of the first three games but has made only 14. 3 percent from long range, having taken a team-high 14 trey attempts.



Kevin Woodberry – 2002-03 Game-by-Game

Opponent	Date	GS	Min	TOTAL		3-PTS		Pct	FT	FTA	Pct	REBOUNDS			Avg	PF	FO	A	TO	Blk	Stl	Pts	Avg	
				FG	FGA	FG	FGA					Off	Def	Tot										
vs Toledo	11/22/02	*	29	2	7	286	1	4	250	0	0	.000	1	2	3	3.0	1	0	1	2	0	2	5	5.0
vs Kansas State	11/23/02	*	25	0	3	.000	0	3	.000	2	4	.500	0	0	0	1.5	3	0	3	3	0	0	2	3.5
vs St. Bonaventure	11/25/02	*	29	3	13	231	1	7	.143	1	2	.500	0	1	1	1.3	2	0	2	3	1	2	8	5.0
Totals			3	83	5	23	.217	2	14	.143	3	.500	1	3	4	1.3	6	0	6	8	1	4	15	5.0

Games played: 3
Points/game: 5.0
FG Pct: 21.7
3FG Pct: 14.3
FT Pct: 50.0

Rebounds/game: 1.3
Assists/game: 2.0
Turnovers/game: 2.7
Assist/turnover ratio: 0.8
Steals/game: 1.3
Blocks/game: 0.3

CAREER HIGHS:

POINTS: 8 vs. St. Bonaventure
FG MADE: 3 vs. St. Bonaventure
FG ATT: 13 vs. St. Bonaventure
FG%: .286 (2-7) vs. Toledo
3FG MADE: 1 vs. Toledo, St. Bonaventure
3FG ATT: 7 vs. St. Bonaventure
3FG%: .250 (1-4) vs. Toledo
FT MADE: 2 vs. Kansas State
FT ATT: 4 vs. Kansas State
FT %: .500 (2-4) vs. Kansas State
REB: 3 vs. Toledo
ASSISTS: 3 vs. Kansas State
STEALS: 2 vs. Toledo, St. Bonaventure
BLOCKS: 1 vs. St. Bonaventure
MINUTES: 29 vs. Toledo, St. Bonaventure

TRAVIS HANSEN / 6-6 • 210 • senior • guard/forward

CAPSULE: Hansen is an MWC Player of the Year candidate entering his final season ... BYU's lone senior, he was the team's best player last year when he led the Cougars in scoring (15.6) and rebounding (6.2) ... He earned second-team All-MWC honors ... At 6-foot-6, he is an extremely athletic player who can create his own shot or knock down the three ... His explosiveness was evidenced by game highs of 30 points and 17 rebounds last year ... He is effective when slashing to the basket and has range from the three-point arc ... He shot 42.2 percent from three-point range last season ... His first season with the Cougars in 2000-01 he played a supporting role (5.5 ppg, 3.0 rpg) primarily due to a broken foot he suffered after earning a starting assignment ... He played his freshman year at Utah Valley State College before going on an LDS Church mission ... He sat out a year as a redshirt before joining the Cougars in 2000-2001.

2002-03: Hansen has picked up where he left off last year, leading BYU in scoring (917.7) and rebounding (7.3) ... He scored 19 points against Kansas State despite being ejected with 8:48 left in the game for two quick technical fouls.



Travis Hansen – 2002-03 Game-by-Game

Opponent	Date	GS	Min	TOTAL		3-PTS		Pct	FT	FTA	Pct	REBOUNDS			Avg	PF	FO	A	TO	Blk	Stl	Pts	Avg	
				FG	FGA	FG	FGA					Off	Def	Tot										
vs Toledo	11/22/02	*	32	7	12	583	2	3	667	6	6	1.000	4	4	8	8.0	3	0	5	2	0	0	22	22.0
vs Kansas State	11/23/02	*	28	6	11	545	2	2	1,000	5	8	.625	1	1	2	5.0	2	0	2	1	0	0	19	20.5
vs St. Bonaventure	11/25/02	*	35	2	7	286	0	2	.000	8	10	.800	6	6	12	7.3	1	0	1	8	1	1	12	17.7
Totals			3	95	15	30	.500	4	7	.571	19	.792	11	11	22	7.3	6	0	8	11	1	1	53	17.7

Games played: 3
Points/game: 17.7
FG Pct: 50.0
3FG Pct: 57.1
FT Pct: 79.2

Rebounds/game: 7.3
Assists/game: 2.7
Turnovers/game: 3.7
Assist/turnover ratio: 0.7
Steals/game: 0.3
Blocks/game: 0.3

CAREER HIGHS:

POINTS: 30 at Pepperdine
FG MADE: 10 at Utah St, Pepp.
FG ATT: 19 at Pepperdine
FG%: .857 (6-7) at Weber St.
3FG MADE: 3 at ASU, v. SDSU
3FG ATT: 6 vs. ASU
3FG%: 1.000 (2-2) v. Wyoming, at Memphis (2002), vs. K-State
FT MADE: 10 at Pepperdine
FT ATT: 15 at San Diego
FT %: 1.000 (10-10) at Pepp.
REB: 17 at Pepperdine
ASSISTS: 5 vs. UNLV, at Memphis (2002), vs. Toledo
STEALS: 3 vs. UC Irvine, at Memphis
BLOCKS: 2 at U. San Diego
MINUTES: 43 at CSU



MARK BIGELOW / 6-7 • 195 • junior • forward/guard

CAPSULE: Bigelow is an all-conference candidate and with player-of-the-year abilities ... Despite being hampered last season by conditioning in first year back from a two-year mission layoff, Bigelow showed signs of why he was BYU's best player prior to his mission ... He put on a 31-point performance in a win over Arizona State while averaging 14.9 points and earning honorable mention All-MWC recognition in 2001-02 ... Bigelow was BYU's leading scorer (15.0) and rebounder (6.3) and WAC Pacific Division Freshman of the Year and All-WAC Second Team in 1998-99 before going on a two-year LDS Church mission to Ft. Lauderdale, Fla. ... A threat from long range, Bigelow led the Cougars last year in three-pointers made with 65 on 42.2 percent shooting and set the BYU record for consecutive games with a trey (22) ... He is an excellent shooter and extremely intelligent player ... A gifted offensive player with a great mid-range game ... He moves well without the ball ... He had a career-high 33 points at Washington State and twice recorded highs of 14 rebounds in a game.

2002-03: Bigelow has reached double digits in all three games and is second on the team at 13.7 ppg... He leads the team with nine assists and is shooting 55.6 percent on threes (5-9).



Mark Bigelow – 2002-03 Game-by-Game

Opponent	Date	GS	Min	TOTAL		3-PTS		Pct	FT	FTA	Pct	REBOUNDS			Avg	PF	FO	A	TO	Blk	Stl	Pts	Avg		
				FG	FGA	FG	FGA					Off	Def	Tot											
vs Toledo	11/22/02	*	33	2	6	333	1	1	1.000	7	10	.700	0	5	5	5.0	2	0	3	3	0	1	12	12.0	
vs Kansas State	11/23/02	*	35	6	12	500	3	5	.600	3	4	.750	0	3	3	4.0	1	0	4	2	1	3	18	15.0	
vs St. Bonaventure	11/25/02	*	24	4	7	571	1	3	.333	2	2	1.000	0	2	2	3.3	4	0	2	1	1	11	13.7		
Totals			3	92	12	25	480	5	9	.556	12	16	.750	0	10	10	3.3	7	0	9	6	2	5	41	13.7

Games played: 3
 Points/game: 13.7
 FG Pct: 48.0
 3FG Pct: 55.6
 FT Pct: 75.0

Rebounds/game: 3.3
 Assists/game: 3.0
 Turnovers/game: 2.0
 Assist/turnover ratio: 1.5
 Steals/game: 1.7
 Blocks/game: 0.7

CAREER HIGHS:

POINTS: 33 at Washington St.
 FG MADE: 11 at Washington St.
 FG ATT: 20 at Wash. St., CSUN
 FG%: .800 (8-10) vs. UTEP
 3FG MADE: 5 vs. La Tech, SUU
 3FG ATT: 10 vs. CSUN
 3FG%: .750 (3-4) at Wash. St.
 FT MADE: 11 (twice)
 FT ATT: 11 (twice)
 FT %: 1.000 (11-11) (twice)
 REB: 14 (twice)
 ASSISTS: 6 (twice)
 STEALS: 9 vs. Arizona (BYU record)
 BLOCKS: 3 at UCSB, v. Creighton
 MINUTES: 42 vs. Arizona

JARED JENSEN / 6-9 • 250 • sophomore • forward/center

CAPSULE: Jensen enters his sophomore season as a viable all-conference candidate ... He came to BYU as the most prized high school recruit from the state of Utah and proved why while earning MWC Co-Freshman of the Year honors in 2001-02 ... He is a talented offensive player in the low-post who can also score with his jumper ... He finished first in the Mountain West Conference with a team-leading 59.1 field goal percentage last year and was fourth on the team in scoring and rebounding at 8.6 points per game and 3.5 rebounds per contest ... He had season highs of 20 points and 10 rebounds while starting in 25 games ... With a year under his belt he should play a bigger role for the Cougars in 2002-03 ... At Fremont High School he earned the 2001 Deseret News Mr. Basketball Award, scoring 25.8 points and pulling down 13 rebounds per game.

2002-03: Jensen started the first two games before coming off the bench vs. St. Bonaventure due to matchups ... He responded with a team-leading 15 points vs. the Bonnies in 21 minutes ... He was key on the boards in the late going to help BYU pull away against both Kansas State and St. Bonaventure.



Jared Jensen – 2002-03 Game-by-Game

Opponent	Date	GS	Min	TOTAL		3-PTS		Pct	FT	FTA	Pct	REBOUNDS			Avg	PF	FO	A	TO	Blk	Stl	Pts	Avg		
				FG	FGA	FG	FGA					Off	Def	Tot											
vs Toledo	11/22/02	*	8	1	3	333	0	0	.000	0	0	.000	0	1	1	1.0	5	1	0	1	0	0	2	2.0	
vs Kansas State	11/23/02	*	20	2	4	500	0	0	.000	6	8	.750	0	5	5	3.0	4	0	0	0	1	0	10	6.0	
vs St. Bonaventure	11/25/02	*	21	4	7	571	0	0	.000	7	8	.875	1	5	6	4.0	2	0	0	2	0	0	15	9.0	
Totals			2	49	7	14	.500	0	0	.000	13	16	.813	1	11	12	4.0	11	1	0	3	1	0	27	9.0

Games played: 3
 Points/game: 9.0
 FG Pct: 50.0
 FT Pct: 81.3

Rebounds/game: 4.0
 Turnovers/game: 1.0
 Blocks/game: 0.3

CAREER HIGHS:

POINTS: 20 at Air Force
 FG MADE: 6 (3 times)
 FG ATT: 10 vs. USF, at AFA
 FG%: 1.000 (4-4) vs. Idaho
 3FG MADE: --
 3FG ATT: --
 3FG%: --
 FT MADE: 9 vs. SDSU
 FT ATT: 12 vs. SDSU
 FT %: 1.000 (8-8) vs. AFA, at CSU
 REB: 10 vs. Creighton, CSUN
 ASSISTS: 2 vs. Creighton
 STEALS: 2 vs. (four times)
 BLOCKS: 2 (three times)
 MINUTES: 32 at UCSB



RAFAEL ARAUJO / 6-11 • 265 • junior • center

CAPSULE: One of the top-10 junior college players in the country last year, Rafael Araujo earned second-team NJCAA All-America honors in 2001-02 at Arizona Western College ... He averaged 17.9 points and 10.7 rebounds ... He is a strong athlete with great leaping ability ... He runs the floor well and has range on the perimeter ... He played on the Brazilian National Team at the World Basketball Championships in Indianapolis.

2002-03: After a slow start in his first game, the big center played well with a season-high nine points vs. Kansas State and 10 boards vs. St. Bonaventure ... He is second on the team with 6.3 rebounds per game while playing only 15 minutes per game.



Rafael Araujo – 2002-03 Game-by-Game		TOTAL										3-PTS			REBOUNDS										
Opponent	Date	GS	Min	FG	FGA	Pct	3FG	FGA	Pct	FT	FTA	Pct	Off	Def	Tot	Avg	PF	FO	A	TO	Blk	Stl	Pts	Avg	
vs Toledo	11/22/02	*	10	0	5	.000	0	0	.000	1	2	.500	2	3	5	5.0	5	1	0	4	1	0	1	1.0	
vs Kansas State	11/23/02	*	18	4	5	.800	0	0	.000	1	2	.500	0	4	4	4.5	5	1	0	3	0	1	9	5.0	
vs St. Bonaventure	11/25/02	*	18	3	5	.600	0	0	.000	1	1	1.000	3	7	10	6.3	4	0	1	0	2	0	7	5.7	
Totals			3	46	7	15	.467	0	0	.000	3	5	.600	5	14	19	6.3	14	2	1	7	3	1	17	5.7

Games played: 3
Points/game: 5.7
FG Pct: 46.7
FT Pct: 60.0

Rebounds/game: 6.3
Assists/game: 0.3
Turnovers/game: 2.3
Assist/turnover ratio: 0.1
Steals/game: 0.3
Blocks/game: 1.0

CAREER HIGHS:

POINTS: 9 vs. Kansas State
FG MADE: 4 vs. Kansas State
FG ATT: 5 vs. Toledo, KSU, SBU
FG%: .800 (4-5) vs. Kansas State
3FG MADE: --
3FG ATT: --
3FG%: --
FT MADE: 1 vs. Toledo, KSU, SBU
FT ATT: 2 vs. Toledo, Kansas State
FT %: .500 (1-2) vs. Toledo, KSU
REB: 10 vs. St. Bonaventure
ASSISTS: 1 vs. St. Bonaventure
STEALS: 1 vs. Kansas State
BLOCKS: 2 vs. St. Bonaventure
MINUTES: 18 vs. KSU, SBU

RICKY BOWER / 6-4 • 185 • junior • combo guard

CAPSULE: Bower could play a key role at the point and shooting guard positions in 2002-03 ... He is a transfer from the University of Wisconsin who sat out last season as a redshirt because of NCAA transfer rules ... He is an excellent three-point shooter with good point guard skills ... He shot 44 percent from three-point range and 81 percent from the line at Wisconsin ... Despite not being allowed to play last year, he was a valuable contributor to the team with his leadership ability in practice and efforts on the scout team ... He has nice size when playing the point and has good leadership skills.

2002-03: Slowed by preseason injuries that limited his practice time, Bower has played primarily at the shooting guard position ... He is a perfect 3-3 on treys while shooting 3-5 from the floor overall and 12-14 from the line.



Ricky Bower – 2002-03 Game-by-Game		TOTAL										3-PTS			REBOUNDS										
Opponent	Date	GS	Min	FG	FGA	Pct	3FG	FGA	Pct	FT	FTA	Pct	Off	Def	Tot	Avg	PF	FO	A	TO	Blk	Stl	Pts	Avg	
vs Toledo	11/22/02		23	2	3	.667	2	2	1.000	4	4	1.000	1	2	3	3.0	2	0	1	2	0	0	10	10.0	
vs Kansas State	11/23/02		19	0	0	.000	0	0	.000	7	8	.875	0	4	4	3.5	1	0	2	2	0	1	7	8.5	
vs St. Bonaventure	11/25/02	*	31	1	2	.500	1	1	1.000	1	2	.500	0	5	5	4.0	2	0	1	1	0	0	4	7.0	
Totals			1	73	3	5	.600	3	3	1.000	12	14	.857	1	11	12	4.0	5	0	4	5	0	1	21	7.0

Games played: 3
Points/game: 7.0
FG Pct: 60.0
3FG Pct: 100.0
FT Pct: 85.7

Rebounds/game: 4.0
Assists/game: 1.3
Turnovers/game: 1.7
Assist/turnover ratio: 0.8
Steals/game: 0.3

CAREER HIGHS:


POINTS: 10 vs. Toledo
FG MADE: 2 vs. Toledo
FG ATT: 3 vs. Toledo
FG%: .667 (2-3) vs. Toledo
3FG MADE: 2 vs. Toledo
3FG ATT: 2 vs. Toledo
3FG%: 1.000 (2-2) v. Toledo
FT MADE: 17 vs. Kansas State
FT ATT: 8 vs. Kansas State
FT %: .875 (7-8) vs. Kansas State
REB: 5 vs. St. Bonaventure
ASSISTS: 2 vs. Kansas State
STEALS: 1 vs. Kansas State
BLOCKS: --
MINUTES: 31 vs. St. Bonaventure



TERRY NASHIF / 5-10 • 165 • sophomore • point guard

CAPSULE: Nashif appeared in 21 of 30 games last year as a freshman, averaging 2.9 minutes at the point as a reserve behind senior starter Matt Montague ... A smart player and good distributor of the ball, he has a nice shot from three-point range ... He averaged 0.5 points, 0.4 rebounds and 0.5 assists per game last year while playing one minute or less in nine of his 21 appearances ... He served a mission for the Church of Jesus Christ of Latter-day Saints after his senior year in 1999 at Evergreen High School in Vancouver, Wash.

2002-03: Playing the backup point guard position, Nashif has played more in each of the first three games than he did in any game last year when he logged 10 minutes in two games ... He hit his first threes of his career in BYU's first two wins and had a big steal for a bucket and assist vs. St. Bonaventure to help the Cougars win the Paradise Jam title.



Terry Nashif – 2002-03 Game-by-Game

Opponent	Date	GS	Min	TOTAL		3-PTS		REBOUNDS			Avg	PF	FO	A	TO	Blk	Stl	Pts	Avg						
				FG	FGA	Pct	3FG	3FGA	Pct	FT										FTA	Pct	Off	Def	Tot	
vs Toledo	11/22/02	11	1	2	.500	1	1	1.000	0	0	.000	1	2	3	3.0	0	0	1	0	2	3	3.0			
vs Kansas State	11/23/02	12	1	2	.500	1	2	.500	0	0	.000	0	0	0	1.5	0	0	0	0	0	0	3	3.0		
vs St. Bonaventure	11/25/02	23	1	4	.250	0	1	.000	0	0	.000	0	1	1	1.3	4	0	2	1	0	2	2	2.7		
Totals			0	46	3	8	.375	2	4	.500	0	0	.000	1	3	4	1.3	4	0	3	1	0	4	8	2.7

Games played: 3
Points/game: 2.7
FG Pct: 37.5
3FG Pct: 50.0

Rebounds/game: 1.3
Assists/game: 1.0
Turnovers/game: 0.3
Assist/turnover ratio: 3.0
Steals/game: 1.3

CAREER HIGHS:

POINTS: 4 at Wyoming
FG MADE: 1 (four times)
FG ATT: 4 vs. St. Bonaventure
FG%: 1.000 (1-1) vs. Fort Lewis State
3FG MADE: 1 vs. Toledo, Kansas State
3FG ATT: 2 vs. Kansas State
3FG%: 1.000 (1-1) vs. Toledo
FT MADE: 4 at Wyoming
FT ATT: 6 vs. CSUN
FT %: 1.000 (4-4) at Wyoming
REB: 3 vs. SUU(2002), Toledo
ASSISTS: 3 vs. Fort Lewis
STEALS: 2 vs. Toledo, St. Bonaventure
BLOCKS: --
MINUTES: 23 vs. St. Bonaventure

LUIZ LEMES / 6-4 • 180 • junior • guard

CAPSULE: A combo guard and outstanding outside shooter, Lemes enters his junior year at BYU in 2002-03 with three years to play two after transferring from Eastern Oklahoma State College in Wilburton, Okla. ... He earned first-team NJCAA All-Region 2 honors last season at EOSC ... He led the Mountaineers to back-to-back Region 2 Tournament runner-up finishes with records of 23-8 and 25-7 ... Played point guard as a freshman before being moved to the wing because of his great shooting ability ... He made 66 threes last season from the wing.

2002-03: Lemes has seen limited time in BYU's first three games and has yet to attempt a shot ... he played six minutes vs. Toledo.



Luiz Lemes – 2002-03 Game-by-Game

Opponent	Date	GS	Min	TOTAL		3-PTS		REBOUNDS			Avg	PF	FO	A	TO	Blk	Stl	Pts	Avg				
				FG	FGA	Pct	3FG	3FGA	Pct	FT										FTA	Pct	Off	Def
vs Toledo	11/22/02	6	0	0	.000	0	0	.000	0	0	.000	0	1	1	1.0	0	0	0	0	0	0.0		
vs Kansas State	11/23/02	3	0	0	.000	0	0	.000	0	0	.000	0	1	1	1.0	0	0	1	0	0	0	0.0	
vs St. Bonaventure	11/25/02	2	0	0	.000	0	0	.000	0	0	.000	0	0	0	0.7	1	0	0	1	0	0	0.0	
Totals			0	11	0	0	.000	0	0	.000	0	0	.000	0	2	2	0.7	1	0	1	1	0	0.0

Games played: 3

Rebounds/game: 0.7
Assists/game: 0.3
Turnovers/game: 0.3
Assist/turnover ratio: 1.0

CAREER HIGHS:


POINTS: --
FG MADE: --
FG ATT: --
FG%: --
3FG MADE: --
3FG ATT: --
3FG%: --
FT MADE: --
FT ATT: --
FT %: --
REB: 1 vs. Toledo, Kansas State
ASSISTS: 1 vs. Kansas State
STEALS: --
BLOCKS: --
MINUTES: 6 vs. Toledo



JOHN ALLEN / 6-7 • 215 • sophomore • forward

CAPSULE: Returns from two-year mission in El Salvador ... He is a good shooter who can play on the perimeter and has a nice feel inside ... He played in 18 games as a freshman at BYU in 1999-2000, averaging 1.9 points and 1.2 rebounds ... He gained more playing time as the season progressed ... He made 65 threes as team MVP at Mayde Creek High School in Houston.

2002-03: Played a career-high 23 minutes in BYU's season-opening win over Toledo ... matched his previous high of 14 minutes (vs. Notre Dame in 2000 NITquarterfinals) Monday vs. St. Bonaventure ... has scored five points in each of the first three games and is 5-9 from the floor, including 3-4 on threes ... hit a big three after coming in once Travis Hansen was ejected vs. Kansas State.



John Allen – 2002-03 Game-by-Game

Opponent	Date	GS	Min	TOTAL			3-PTS			REBOUNDS			Avg	PF	FO	A	TO	Blk	Stl	Pts	Avg			
				FG	FGA	Pct	3FG	FGA	Pct	FT	FTA	Pct										Off	Def	Tot
vs Toledo	11/22/02		23	2	4	.500	1	2	.500	0	0	.000	0	1	1	1.0	4	0	1	0	0	5	5.0	
vs Kansas State	11/23/02		7	2	2	1.000	1	1	1.000	0	0	.000	0	1	1	1.0	3	0	0	0	0	5	5.0	
vs St. Bonaventure	11/25/02		14	1	3	.333	1	1	1.000	2	2	1.000	1	3	4	2.0	2	0	0	0	0	5	5.0	
Totals			0	44	5	9	.556	3	4	.750	2	2	1.000	1	5	6	2.0	9	0	1	0	0	15	5.0

Games played: 3
Points/game: 5.0
FG Pct: 55.6
3FG Pct: 75.0
FT Pct: 100.0

Rebounds/game: 2.0
Assists/game: 0.3
Assist/turnover ratio: 99.9

CAREER HIGHS:

POINTS: 10 at Notre Dame (3-22-00)
FG MADE: 4 at Notre Dame (3-22-00)
FG ATT: 5 at Notre Dame (3-22-00)
FG%: .800 (4-5) at Notre Dame (3-22-00)
3FG MADE: 2 at Notre Dame (3-22-00)
3FG ATT: 3 at Notre Dame (3-22-00)
3FG%: .667 (2-3) at Notre Dame (3-22-00)
FT MADE: 2 vs. AFA 3-2-00), at Fla. Intl. (12-23-99), vs. St. Bonaventure (11/25/02)
FT ATT: 2 (six times) last vs. St. Bonaventure
FT %: 1.000 (2-2) at Wyoming, vs. SBU
REB: 4 vs. St. Bonaventure
ASSISTS: 1 at UCSB (12-29-99), v. Toledo
STEALS: 1 at Fla. Intl. (12-23-99)
BLOCKS: 1 vs. So. Illinois (3-20-00)
MINUTES: 23 vs. Toledo

BART JEPSEN / 6-9 • 235 • junior • forward

CAPSULE: Jepsen was a key reserve who was one of seven players to appear in all 30 games last year ... The redshirt junior has valuable experience and excellent athletic ability ... He is a solid rebounder and defender who runs the floor extremely well for a big man ... He averaged 0.9 points and 1.4 rebounds in 7.8 minutes per game last year and 1.2 points and 2.1 rebounds in 11.9 minutes as a freshman in Steve Cleveland's first season in 1997-98 while playing in 27 of 30 games, including nine starts.

2002-03: Jepsen missed his first game since his freshman season Monday vs. St. Bonaventure with the smaller Bonnies pressing the entire game ... He had played in 32 straight games since not playing vs. Tulsa in the 1998 WAC Tournament in Las Vegas ... He saw limited action in BYU's first two games.



Bart Jepsen – 2002-03 Game-by-Game

Opponent	Date	GS	Min	TOTAL			3-PTS			REBOUNDS			Avg	PF	FO	A	TO	Blk	Stl	Pts	Avg	
				FG	FGA	Pct	3FG	FGA	Pct	FT	FTA	Pct										Off
vs Toledo	11/22/02		4	0	1	.000	0	0	.000	0	0	.000	0	0	0	0.0	0	0	0	0	0	0.0
vs Kansas State	11/23/02		3	0	0	.000	0	0	.000	0	0	.000	0	0	0	0.0	1	0	0	1	0	0.0
Totals			0	7	0	1	.000	0	0	.000	0	0	.000	0	0	0.0	1	0	0	1	0	0.0

Games played: 2
FG Pct: 0.0
Turnovers/game: 0.5

CAREER HIGHS:

POINTS: 7 at UNLV (98), v. SDSU
FG MADE: 3 at UNLV, v. SDSU
FG ATT: 8 at UNLV
FG%: .750 (3-4) vs. SDSU
3FG MADE: 1 at UNLV
3FG ATT: 4 at UNLV
3FG%: .250 (1-4) at UNLV
FT MADE: 4 vs. Air Force
FT ATT: 4 vs. Air Force
FT %: 1.000 (4-4) vs. Air Force
REB: 9 vs. Washington
ASSISTS: 2 (twice)
STEALS: 2 (twice)
BLOCKS: 3 vs. UTEP
MINUTES: 35 at Tulsa



JAKE SHOFF / 6-9 • 265 • junior • forward/center

CAPSULE: Shoff is a transfer from Weber State University (Ogden, Utah) who sat out last season as a redshirt because of NCAA transfer rules ... A strong physical player inside, he was third in the nation in average rebounds per minute played in 2000-01 at Weber State ... Despite not being allowed to play last year, he was able to contribute to the team's success as an effective post presence in practices and as a scout team player.

2002-03: Shoff has not practiced or played for the better part of the past six weeks due to back problems ... He saw his first action vs. Kansas State and was active, pulling down four rebounds in his 13 minutes ... played only two minutes against the smaller, pressing defense of St. Bonaventure.



Jake Shoff – 2002-03 Game-by-Game

Opponent	Date	GS	Min	TOTAL			3-PTS			REBOUNDS			Avg	PF	FO	A	TO	Blk	Stl	Pts	Avg			
				FG	FGA	Pct	3FG	FGA	Pct	FT	FTA	Pct										Off	Def	Tot
vs Kansas State	11/23/02		13	0	2	.000	0	0	.000	0	0	.000	2	2	4	4.0	1	0	0	0	0	0	0.0	
vs St. Bonaventure	11/25/02		2	1	2	.500	0	0	.000	0	0	.000	1	0	1	2.5	0	0	0	0	0	2	1.0	
Totals			0	15	1	4	.250	0	0	.000	0	0	.000	3	2	5	2.5	1	0	0	0	0	2	1.0

Games played: 2
Points/game: 1.0
FG Pct: 25.0
Rebounds/game: 2.5


CAREER HIGHS:

POINTS: 2 vs. St. Bonaventure
FG MADE: 1 vs. St. Bonaventure
FG ATT: 2 vs. St. Bonaventure
FG%: .500 (1-2) vs. SBU
3FG MADE: --
3FG ATT: --
3FG%: --
FT MADE: --
FT ATT: --
FT %: --
REB: 4 vs. Kansas State
ASSISTS: --
STEALS: --
BLOCKS: --
MINUTES: 13 vs. Kansas State

DAN HOWARD / 7-0 • 225 • junior • center

CAPSULE: Howard played a key role in the second half of the season in 2001-02 and should continue to be a key contributor in the post in 2002-03 ... He appeared in 21 games, including four starts, averaging 1.8 points and 2.2 rebounds in 9.5 minutes per game last year after playing in 14 games as a freshman in limited action ... The tallest player on the roster, he plays with energy and has been a valuable defensive and rebounding presence ... He has a nice touch for a big man, shooting a career 21-33 (.636) from the floor in his two seasons, including 13-22 (.591) last year when he shared top field goal percentage honors with Jared Jensen ... Last year was his first real extended playing time since playing for Davis High School in 1996.

2002-03: Howard played a key role vs. Toledo, coming off the bench to give BYU a solid post effort with a career-high 11 points with starters Jared Jensen and Rafael Araujo both in foul trouble and ineffective ... in the first two games, Howard set or equaled career bests in seven different categories (points, field goals, field goals attempted, free throws, free throws attempted, assists and blocked shots).



Dan Howard – 2002-03 Game-by-Game

Opponent	Date	GS	Min	TOTAL			3-PTS			REBOUNDS			Avg	PF	FO	A	TO	Blk	Stl	Pts	Avg				
				FG	FGA	Pct	3FG	FGA	Pct	FT	FTA	Pct										Off	Def	Tot	
vs Toledo	11/22/02		21	4	6	.667	0	0	.000	3	5	.600	0	2	2	2.0	3	0	0	2	0	1	11	11.0	
vs Kansas State	11/23/02		17	0	3	.000	0	0	.000	0	0	.000	1	1	2	2.0	4	0	1	1	3	0	0	5.5	
vs St. Bonaventure	11/25/02		1	0	0	.000	0	0	.000	0	0	.000	0	0	0	1.3	1	0	0	1	0	0	0	3.7	
Totals			0	39	4	9	.444	0	0	.000	3	5	.600	1	3	4	1.3	8	0	1	4	3	1	11	3.7

Games played: 3
Points/game: 3.7
FG Pct: 44.4
FT Pct: 60.0
Rebounds/game: 1.3
Assists/game: 0.3
Turnovers/game: 1.3
Assist/turnover ratio: 0.3
Steals/game: 0.3
Blocks/game: 1.0

CAREER HIGHS:

POINTS: 11 vs. Toledo
FG: 4 vs. Toledo
FGA: 6 vs. Toledo
FG%: 1.000 (3-3) v. UCR, at SDSU
3FG MADE: --
3FG ATT: --
3FG%: ---
FT MADE: 3 vs. Toledo
FT ATT: 5 vs. Toledo
FT %: 1.000 (2-2) (three times)
REB: 7 at SDSU
ASSISTS: 1 at CSU, vs. Kansas State
STEALS: 1 (five times)
BLOCKS: 3 vs. Kansas State
MINUTES: 22 at CSU, vs. UCI



MARK ROBERTS / 6-3 • 205 • sophomore • guard

CAPSULE: Returns from a two-year mission in Argentina ... He could redshirt while getting back in playing condition after missionary service ... He is an athletic player who has has one of the best vertical leaps on the team ... He excited fans as a freshman with his slashing dunks ... He is a good defender on the perimeter ... He played in 21 games as a freshman with one start, while playing a limited 4.3 minutes per game ... He was Utah 4A Player of the Year out of Provo's Timpview High School.

2002-03: Roberts is likely going to redshirt this season.



CAREERHIGHS:

POINTS: 6 at CSU (2-24-00)
 FG MADE: 2 (twice) last vs. So. Illinois (3-20-00)
 FG ATT: 3 vs. UNLV (3-11-00)
 FG%: 1.000 (2-2) twice – last vs. So. Illinois (3-20-00)
 3FG MADE: --
 3FG ATT: 1 (twice) last at UNLV (3-11-00)
 3FG%: --
 FT MADE: 3 vs. Bowling Green (3-15-00)
 FT ATT: 4 (twice) last vs. Bowling Green (3-15-00)
 FT %: .750 (3-4) vs. Bowling Green (3-15-00)
 REB: 2 vs. CSU (1-22-00)
 ASSISTS: 2 at Wyoming (2-26-00)
 STEALS: 1 (twice) last vs. So. Illinois (3-20-00)
 BLOCKS: 1 vs. South Carolina St (12-18-99)
 MINUTES: 11 at UNLV (3-11-00)

AUSTIN AINGE / 6-1 • 175 • freshman • point guard

CAPSULE: Ainge returned from a two-year mission for the Church of Jesus Christ of Latter-day Saints in August A smart player and good leader, he is an outstanding three-point shooter with a crafty Jeff Hornacek-like runner in the lane ... He is a point guard who has a total understanding of the game and the unique ability to distribute the ball to teammates when they are ready to score ... He is the son of former BYU and NBA great and former Phoenix Suns coach Danny Ainge ... he prepped at Highland High Schol in Gilbert, Ariz., prior to serving his mission.


2002-03: Ainge will redshirt this year ... He broke his thumb the day before the team departed for the Paradise Jam ... He had surgery in Phoenix last week and will be out from six to eight weeks.



JERMAINE ODJEGBA / 6-6 • 210 • junior • guard/forward

CAPSULE: Jermaine Odjegba is a true freshman who prepped at Palm Beach Gardens High School in 2001-02 ... A 6-foot-5 shooting guard, he averaged 18 points, 8 rebounds and 5 assists while earning first-team all-conference and honorable mention all-state honors.

2002-03: Odjegba will redshirt this year.



Steve Cleveland enters his sixth year at the helm of the Cougars. In his five seasons at BYU, Cleveland has proven to be a first-rate recruiter, an excellent coach and player developer, and above all, a winner.

Last year Cleveland guiding BYU to its third postseason tournament appearance in the last three years, advancing to the second round of the NIT before losing at eventual champion Memphis. In 2001, Cleveland guided BYU to its first NCAA tournament bid since 1995, its first conference regular season title since 1993 and its first conference tournament championship since 1992. While rebuilding a program that finished 1-25 before his arrival, he has posted records of 9-21, 12-16, 22-11, 24-9 and 18-12. Last year's team earned a victory over No. 13 Stanford and advanced to the NIT despite having lost four starters, six of its top seven players and 75 percent of its point production from the year before.

The 1999-2000 and 2000-2001 seasons both rank among of the school's best years ever in terms of wins. In fact, since BYU's first season in 1903, only five BYU teams have ever recorded more wins than the 24-9 team in 2000-01 and only seven have improved upon the 22-11 record in 1999-2000.

Cleveland has brought the magic of the Marriott Center back in Provo. The Cougars enter the 2002-03 season with the nation's longest home victory streak at 36 games, including back-to-back unbeaten seasons of 15-0 and 16-0. Cleveland's teams have traditionally been prepared to play their best at the end of the season. Last year BYU earned its third straight postseason tournament bid, winning in the first round of the NIT before losing at eventual NIT champion Memphis. In 2000-01, BYU won five straight games on the road to secure a share of the MWC regular season title and earn the automatic NCAA bid by claiming the MWC Tournament in Las Vegas. The Cougars won six of their last eight games the prior season, including two MWC tournament wins and two NIT victories. In Cleveland's

first year, BYU completed a rare sweep of New Mexico and UTEP on the road to earn a WAC tournament berth. The road sweep of New Mexico and UTEP was the first for BYU since 1990-91 and the 83-62 upset of No.15-ranked New Mexico in the Pit ended the Lobos' 41-

game home winning streak. In Cleveland's second season the Cougars had a blowout win over UTEP before a 90-74 conference tournament upset victory over TCU to achieve BYU's first conference tournament win since 1994.

Cleveland's teams have advanced to the finals of the MWC tournament in two of the three seasons the event has been played, winning the title in 2001.

As a recruiter, Cleveland has made a similar impact on BYU's program. Cleveland's recruits have proven they are not only committed to Cleveland's vision but also are the kind of players to help make that vision a reality in Provo. Cleveland and his staff have been able to attract top talent from Utah and beyond.

Cleveland has a string of top conference newcomers. Six players have earned conference newcomer honors in Cleveland's five years as the Cougar coach, including four who have been singled out as either the conference newcomer or freshman of the year.

- Jared Jensen (2001-2002 MWC Co-Freshman of the Year)
- Trent Whiting (2000-2001 MWC Newcomer Team, 2nd Team All-MWC)
- Terrell Lyday (1999-2000 MWC Newcomer of the Year, All-Tournament Team)
- Mark Bigelow (1998-99 WAC Freshman of the Year, Newcomer Team, 2nd Team All-WAC)
- Mekeli Wesley (1997-98 WAC Newcomer Team)
- Ron Selleaze (1997-98 WAC Newcomer of the Year, Newcomer Team, 2nd Team All-WAC)


In October 2001, Cleveland signed a multi-year contract extension with BYU. Before taking the helm with the Cougars on March 11, 1997, Cleveland compiled a 157-77 record at Fresno City College in Fresno, Calif. Cleveland was named coach of the year two times while at FCC and led the Rams to post-season playoffs in each of his seven seasons in Fresno. Cleveland coached 10 years at Fresno's Clovis West High School, compiling a 180-70 record.

PLAYING CAREER

Cleveland played college basketball at UC Irvine and was the Anteaters' MVP and leading scorer his senior season in 1975-76. Prior to attending UC Irvine, Cleveland was Fresno City College's Most Outstanding Player in 1973-74. Cleveland received a B.A. degree in social science from UC Irvine in 1976, and received a Master's in education administration from Fresno Pacific in 1979.

PERSONAL

Cleveland, 50, was born in the Los Angeles area and spent most of his life in Fresno, Calif. He served a full-time mission for the Church of Jesus Christ of Latter-day Saints to England from 1971-73. Cleveland was the first head basketball or football coach at BYU to have served a church mission. Cleveland and his wife Kip have three children: sons Casey (24) and Skyler (21) and daughter Katie (12).



CLEVELAND'S BYU LEDGER

BRIGHAM YOUNG UNIVERSITY

Year	W	L	Pct.	Conf.	Conf. Tourney	NCAA/NIT
2002-2003	3	0	1.000	-	-	-
2001-2002	18	12	.600	7-7 (T-4th MWC)	0-1	1-1 NIT
2000-2001	24	9	.727	10-4 (T-1st)	3-0	0-1 NCAA
1999-2000	22	11	.667	7-7 (sixth MWC)	2-1	2-1 NIT
1998-1999	12	16	.429	6-8 (fifth WAC)	1-1	
1997-1998	9	21	.300	4-10 (sixth WAC)	0-1	
Totals	88	69	.561	34-36 (.486)	6-4 (.600)	3-3 (.500)



BYU vs. Toledo @ Paradise Jam – Game #1

11/22/02 8:55 p.m.AST at St. Thomas, U.S. Virgin Islands

VISITORS: Toledo 0-1

#	Player	tot-fg		3-pt		rebounds		pf	tp	a	to	blk	s	min					
		fg	fga	fg	fga	ft	fta								of	de	tot		
04	KIRSH, Milo	f	2	8	0	0	4	8	3	2	5	2	8	0	1	3	1	25	
44	THOMAS, Ricardo	f	0	3	0	0	3	4	1	3	4	2	3	3	2	0	0	22	
12	MOORE, Nick	g	4	9	2	5	0	0	0	2	2	5	10	1	3	0	0	27	
24	VILLEGAS, Sammy	g	5	10	3	8	0	0	0	1	1	2	13	1	3	0	0	25	
34	TRIPLETT, Keith	g	4	11	0	2	5	6	2	3	5	1	13	0	3	0	1	35	
13	WEST, J.T.	g	0	0	0	0	0	0	0	0	0	0	2	2	0	0	0	11	
15	PINSON, Allen	g	0	3	0	1	0	0	1	0	1	0	0	0	0	0	0	1	3
23	SHELTON, Chauncey	g	0	0	0	0	2	2	1	0	1	1	2	0	0	0	0	5	
31	CLEMENT, Jim	g	0	5	0	2	0	0	1	1	2	2	0	2	0	0	0	15	
32	CURRIE, Anton	g	1	2	0	1	0	1	0	3	3	2	0	3	1	0	12		
35	MILSON, Kareem	g	0	0	0	0	0	0	0	0	0	1	0	0	1	0	8		
43	SHELLABARGER, A.J.	g	2	3	0	0	1	2	0	1	1	3	5	0	0	0	12		
TEAM																			
Totals.....		18	52	5	19	15	23	11	18	29	23	56	7	17	6	4	200		

TOTALFG%	1st Half: 11-25 44.0%	2nd Half: 7-27 25.9%	Game: 34.6%	DEADBALL
3-Pt. FG%	1st Half: 5-11 45.5%	2nd Half: 0-8 0.0%	Game: 26.3%	REBOUNDS
F Throw %	1st Half: 2-5 40.0%	2nd Half: 13-18 72.2%	Game: 65.2%	3.3

HOME TEAM: BYU 1-0

#	Player	tot-fg		3-pt		rebounds		pf	tp	a	to	blk	s	min					
		fg	fga	fg	fga	ft	fta								of	de	tot		
03	BIGELOW, Mark	f	2	6	1	1	7	10	0	5	5	2	12	3	3	0	1	33	
52	JENSEN, Jared	f	1	3	0	0	0	0	0	1	1	5	2	0	1	0	0	8	
55	ARAUJO, Rafael	c	0	5	0	0	1	2	2	3	5	5	1	0	4	1	0	10	
02	HANSEN, Travis	g	7	12	2	3	6	6	4	4	8	3	22	5	2	0	0	32	
24	WOODBERRY, Keving	g	2	7	1	4	0	0	1	2	3	1	5	1	2	0	2	29	
04	LEMES, Luiz	g	0	0	0	0	0	0	0	1	1	0	0	0	0	0	0	6	
10	NASHIF, Terry	g	1	2	1	0	0	0	1	2	3	0	3	1	0	0	2	11	
14	BOWER, Ricky	g	2	3	2	2	4	1	2	3	2	10	1	2	0	0	23		
15	ALLEN, John	g	2	4	1	2	0	0	0	1	4	5	1	0	0	0	23		
32	JEPSEN, Bart	g	0	1	0	0	0	0	0	0	0	0	0	0	0	0	4		
40	HOWARD, Dan	g	4	6	0	0	3	5	0	2	2	3	11	0	2	0	1	21	
TEAM																			
Totals.....		21	49	8	13	21	27	10	25	35	25	71	12	17	1	6	200		

TOTALFG%	1st Half: 11-26 42.3%	2nd Half: 10-23 43.5%	Game: 42.9%	DEADBALL
3-Pt. FG%	1st Half: 4-7 57.1%	2nd Half: 4-6 66.7%	Game: 61.5%	REBOUNDS
F Throw %	1st Half: 10-12 83.3%	2nd Half: 11-15 73.3%	Game: 77.8%	3.3

Officials: (R) Karl Hess, (U) Tony Greene, Pat Adams

Technical fouls: Toledo-TEAM, BYU-None.

Attendance: 2153

Score by Periods

BYU 29 27 56

Toledo 36 35 71

2002 Paradise Jam Basketball Tournament, presented by Basketball Travelers.

Points in the paint-TOL22, BY20. Points off turnovers-TOL10, BY17.

2nd chance points-TOL7, BY13. Fast break points-TOL6, BY2.

Bench points-TOL8, BY29. Score tied-1 time. Lead changes-5 times.

BYU vs. St. Bonaventure @ Paradise Jam – Game #3

11/25/02 8:15 p.m.AST at St. Thomas, U.S. Virgin Islands

VISITORS: St. Bonaventure 2-1

#	Player	tot-fg		3-pt		rebounds		pf	tp	a	to	blk	s	min					
		fg	fga	fg	fga	ft	fta								of	de	tot		
03	GANSEY, Mike	f	3	8	1	3	3	2	4	6	1	10	3	1	0	1	29		
10	CHEEKS, Robert	f	1	3	0	0	2	2	2	4	6	2	4	0	3	0	24		
30	TERRELL, Jamil	c	0	3	0	0	2	2	3	3	6	3	2	0	2	1	26		
04	GREEN, Marques	g	5	15	2	6	7	9	0	1	1	3	19	2	3	0	31		
20	PRATO, Patricio	g	2	8	1	2	0	0	1	1	2	5	5	0	1	0	2	14	
01	SMITH, Ahmad	g	1	7	0	2	0	0	0	2	2	4	0	2	1	2	0	19	
05	SHEPHERD, Joe	g	3	8	2	4	1	3	1	1	2	2	9	1	0	0	22		
11	DUMBLIAUSKAS, S.	g	2	5	0	0	0	0	1	1	2	2	4	0	0	0	12		
24	METHOT-LOTTIN, P.	g	0	5	0	0	0	0	1	0	1	2	0	0	0	2	9		
55	BROWN, Calvin	g	1	2	0	0	0	3	2	2	4	4	2	0	0	0	12		
TEAM																			
Totals.....		18	64	6	17	15	22	16	20	36	24	57	7	11	2	8	200		

TOTALFG%	1st Half: 10-33 30.3%	2nd Half: 8-31 25.8%	Game: 28.1%	DEADBALL
3-Pt. FG%	1st Half: 4-8 50.0%	2nd Half: 2-9 22.2%	Game: 35.3%	REBOUNDS
F Throw %	1st Half: 10-14 71.4%	2nd Half: 8-12 66.7%	Game: 68.2%	2

HOME TEAM: BYU 3-0

#	Player	tot-fg		3-pt		rebounds		pf	tp	a	to	blk	s	min					
		fg	fga	fg	fga	ft	fta								of	de	tot		
02	HANSEN, Travis	f	2	7	0	2	8	10	6	12	1	12	1	8	1	1	35		
14	BOWER, Ricky	f	1	2	1	1	1	2	0	5	5	2	4	1	1	0	31		
24	WOODBERRY, Kevin	f	3	13	1	7	1	2	0	1	1	2	8	2	3	1	29		
55	ARAUJO, Rafael	c	3	5	0	0	1	1	3	7	10	4	7	1	0	2	18		
03	BIGELOW, Mark	g	4	7	1	3	2	2	0	2	2	4	11	2	1	1	24		
04	LEMES, Luiz	g	0	0	0	0	0	0	0	0	0	1	0	0	1	0	32		
05	SHOFF, Jake	g	1	2	0	0	0	0	0	1	0	1	0	2	0	0	2		
10	NASHIF, Terry	g	1	4	0	1	0	0	0	1	1	4	2	2	1	0	23		
15	ALLEN, John	g	1	3	1	1	2	2	1	3	4	2	5	0	0	0	14		
40	HOWARD, Dan	g	0	0	0	0	0	0	0	0	0	1	0	0	1	0	1		
52	JENSEN, Jared	g	4	7	0	0	7	8	1	5	6	2	15	0	2	0	21		
TEAM																			
Totals.....		20	50	4	15	22	27	13	33	46	23	66	9	18	5	6	200		

TOTALFG%	1st Half: 11-24 45.8%	2nd Half: 9-26 34.6%	Game: 40.0%	DEADBALL
3-Pt. FG%	1st Half: 4-9 44.4%	2nd Half: 0-6 0.0%	Game: 26.7%	REBOUNDS
F Throw %	1st Half: 2-2 100%	2nd Half: 20-25 80.0%	Game: 81.5%	2.2

Officials: (R) Karl Hess, (U) Tony Greene, Pat Adams

Technical fouls: St. Bonaventure-None, BYU-None.

Attendance: 2473

Score by Periods

BYU 34 23 57

St. Bonaventure 28 38 66

Championship game of the 2002 Paradise Jam Tournament.

Points in the paint-STBON 16, BY32. Points off turnovers-STBON 14, BY14.

2nd chance points-STBON 15, BY15. Fast break points-STBON 2, BY4.

Bench points-STBON 17, BY24. Score tied-5 times. Lead changes-7 times.

BYU vs. Kansas St. @ Paradise Jam – Game #2

11/23/02 6:15 p.m.AST at St. Thomas, U.S. Virgin Islands

VISITORS: BYU 2-0

#	Player	tot-fg		3-pt		rebounds		pf	tp	a	to	blk	s	min			
		fg	fga	fg	fga	ft	fta								of	de	tot
02	HANSEN, Travis	f	6	11	2	5	8	1	1	2	2	19	2	1	0	0	28
52	JENSEN, Jared	f	2	4	0	0	6	8	0	5	5	4	10	0	0	1	20
55	ARAUJO, Rafael	c	4	5	0	0	1	2	0	4	4	5	9	0	3	0	18
03	BIGELOW, Mark	g	6	12	3	5	3	4	0	3	3	1	18	4	2	1	35
24	WOODBERRY, Keving	g	0	3	0	3	2	4	0	0	0	3	2	3	3	0	25
04	LEMES, Luiz	g	0	0	0	0	0	0	0	1	1	0	0	1	0	0	3
05	SHOFF, Jake	g	0	2	0	0	0	0	2	2	4	1	0	0	0	0	13
10	NASHIF, Terry	g	1	2	1	2	0	0	0	0	0	0	3	0	0	0	12
14	BOWER, Ricky	g	0	0													

2002-03 BYU MEN'S BASKETBALL
BYU Cougars Combined Team Statistics (as of Nov 29, 2002)
All games

RECORD:	OVERALL	HOME	AWAY	NEUTRAL
ALL GAMES	(3-0)	(0-0)	(0-0)	(3-0)
CONFERENCE	(0-0)	(0-0)	(0-0)	(0-0)
NON-CONFERENCE	(3-0)	(0-0)	(0-0)	(3-0)

##	Player	GP-GS	Min--Avg	---TOTAL---		---3-PTS---		FT-FTA	Pct	---REBOUNDS---				PF	FO	A	TO	Blk	Stl	Pts	Avg								
				FG-FGA	Pct	3FG-FGA	Pct			Off	Def	Tot	Avg																
02	HANSEN, Travis.....	3-3	95 31.7	15-30	.500	4-7	.571	19-24	.792	11	11	22	7.3	6	0	8	11	1	1	53	17.7								
03	BIGELOW, Mark.....	3-3	92 30.7	12-25	.480	5-9	.556	12-16	.750	0	10	10	3.3	7	0	9	6	2	5	41	13.7								
52	JENSEN, Jared.....	3-2	49 16.3	7-14	.500	0-0	.000	13-16	.813	1	11	12	4.0	11	1	0	3	1	0	27	9.0								
14	BOWEN, Ricky.....	3-1	73 24.3	3-5	.600	3-3	1.000	12-14	.857	1	11	12	4.0	5	0	4	5	0	1	21	7.0								
55	ARAUJO, Rafael.....	3-3	46 15.3	7-15	.467	0-0	.000	3-5	.600	5	14	19	6.3	14	2	1	7	3	1	17	5.7								
15	ALLEN, John.....	3-0	44 14.7	5-9	.556	3-4	.750	2-2	1.000	1	5	6	2.0	9	0	1	0	0	0	15	5.0								
24	WOODBERRY, Kevin...	3-3	83 27.7	5-23	.217	2-14	.143	3-6	.500	1	3	4	1.3	6	0	6	8	1	4	15	5.0								
40	HOWARD, Dan.....	3-0	39 13.0	4-9	.444	0-0	.000	3-5	.600	1	3	4	1.3	8	0	1	4	3	1	11	3.7								
10	NASHIF, Terry.....	3-0	46 15.3	3-8	.375	2-4	.500	0-0	.000	1	3	4	1.3	4	0	3	1	0	4	8	2.7								
05	SHOFF, Jake.....	2-0	15 7.5	1-4	.250	0-0	.000	0-0	.000	3	2	5	2.5	1	0	0	0	0	0	2	1.0								
04	LEMES, Luiz.....	3-0	11 3.7	0-0	.000	0-0	.000	0-0	.000	0	2	2	0.7	1	0	1	1	0	0	0	0.0								
32	JEPSEN, Bart.....	2-0	7 3.5	0-1	.000	0-0	.000	0-0	.000	0	0	0	0.0	1	0	0	1	0	0	0	0.0								
TEAM.....											5	8	13	4.3	1			1											
Total.....		3	600	62-143	.434	19-41	.463	67-88	.761	30	83	113	37.7	74	3	34	48	11	17	210	70.0								
Opponents.....		3	600	57-168	.339	14-44	.318	49-76	.645	35	59	94	31.3	70	-	23	38	12	18	177	59.0								

TEAM STATISTICS	BY	OPP	DATE	OPPONENT	W/L	SCORE	ATTEND
SCORING.....	210	177	11/22/02	vs Toledo	W	71-56	2153
Points per game.....	70.0	59.0	11/23/02	vs Kansas State	W	73-64	-
Scoring margin.....	+11.0	-	11/25/02	vs St. Bonaventure	W	66-57	2473
FIELD GOALS-ATT.....	62-143	57-168					
Field goal pct.....	.434	.339					
3 POINT FG-ATT.....	19-41	14-44					
3-point FG pct.....	.463	.318					
3-pt FG made per game..	6.3	4.7					
FREE THROWS-ATT.....	67-88	49-76					
Free throw pct.....	.761	.645					
REBOUNDS.....	113	94					
Rebounds per game.....	37.7	31.3					
Rebounding margin.....	+6.3	-					
ASSISTS.....	34	23					
Assists per game.....	11.3	7.7					
TURNOVERS.....	48	38					
Turnovers per game.....	16.0	12.7					
Turnover margin.....	-3.3	-					
Assist/turnover ratio..	0.7	0.6					
STEALS.....	17	18					
Steals per game.....	5.7	6.0					
BLOCKS.....	11	12					
Blocks per game.....	3.7	4.0					
WINNING STREAK.....	3	-					
Home win streak.....	0	-					
ATTENDANCE.....	0	4626					
Home games-Avg/Game...	0-0	0-0					
Neutral site-Avg/Game..	-	3-1542					

SCORE BY PERIODS:	1st	2nd	Total
BYU Cougars.....	95	115	-
Opponents.....	99	78	-

2002-03 BYU MEN'S BASKETBALL
 BYU Cougars Category Leaders (as of Nov 29, 2002)
 All games

FG PERCENTAGE	FG	ATT	Pct
BOWER, Ricky.....	3	5	.600
ALLEN, John.....	5	9	.556
JENSEN, Jared.....	7	14	.500
HANSEN, Travis.....	15	30	.500
BIGELOW, Mark.....	12	25	.480
ARAUJO, Rafael.....	7	15	.467
HOWARD, Dan.....	4	9	.444
NASHIF, Terry.....	3	8	.375
SHOFF, Jake.....	1	4	.250
WOODBERRY, Kevin....	5	23	.217
JEPSEN, Bart.....	0	1	.000

FIELD GOAL ATTEMPTS	G	Att	Att/G
HANSEN, Travis.....	3	30	10.0
BIGELOW, Mark.....	3	25	8.3
WOODBERRY, Kevin....	3	23	7.7
ARAUJO, Rafael.....	3	15	5.0
JENSEN, Jared.....	3	14	4.7

FIELD GOALS MADE	G	Made	Made/G
HANSEN, Travis.....	3	15	5.0
BIGELOW, Mark.....	3	12	4.0
JENSEN, Jared.....	3	7	2.3
ARAUJO, Rafael.....	3	7	2.3
WOODBERRY, Kevin....	3	5	1.7
ALLEN, John.....	3	5	1.7

3-POINT PERCENTAGE	3FG	ATT	Pct
BOWER, Ricky.....	3	3	1.000
ALLEN, John.....	3	4	.750
HANSEN, Travis.....	4	7	.571
BIGELOW, Mark.....	5	9	.556
NASHIF, Terry.....	2	4	.500
WOODBERRY, Kevin....	2	14	.143

3-POINT FG ATTEMPTS	G	Att	Att/G
WOODBERRY, Kevin....	3	14	4.7
BIGELOW, Mark.....	3	9	3.0
HANSEN, Travis.....	3	7	2.3
NASHIF, Terry.....	3	4	1.3
ALLEN, John.....	3	4	1.3

3-POINT FGS MADE	G	Made	Made/G
BIGELOW, Mark.....	3	5	1.7
HANSEN, Travis.....	3	4	1.3
ALLEN, John.....	3	3	1.0
BOWER, Ricky.....	3	3	1.0
NASHIF, Terry.....	3	2	0.7
WOODBERRY, Kevin....	3	2	0.7

FT PERCENTAGE	FT	ATT	Pct
ALLEN, John.....	2	2	1.000
BOWER, Ricky.....	12	14	.857
JENSEN, Jared.....	13	16	.813
HANSEN, Travis.....	19	24	.792
BIGELOW, Mark.....	12	16	.750
ARAUJO, Rafael.....	3	5	.600
HOWARD, Dan.....	3	5	.600
WOODBERRY, Kevin....	3	6	.500

FREE THROW ATTEMPTS	G	Att	Att/G
HANSEN, Travis.....	3	24	8.0
JENSEN, Jared.....	3	16	5.3
BIGELOW, Mark.....	3	16	5.3
BOWER, Ricky.....	3	14	4.7
WOODBERRY, Kevin....	3	6	2.0

FREE THROWS MADE	G	Made	Made/G
HANSEN, Travis.....	3	19	6.3
BIGELOW, Mark.....	3	12	4.0
JENSEN, Jared.....	3	13	4.3
ARAUJO, Rafael.....	3	3	1.0
WOODBERRY, Kevin....	3	3	1.0

POINTS	G	Pts	Pts/G
HANSEN, Travis.....	3	53	17.7
BIGELOW, Mark.....	3	41	13.7
JENSEN, Jared.....	3	27	9.0
BOWER, Ricky.....	3	21	7.0
ARAUJO, Rafael.....	3	17	5.7
WOODBERRY, Kevin....	3	15	5.0
ALLEN, John.....	3	15	5.0
HOWARD, Dan.....	3	11	3.7
NASHIF, Terry.....	3	8	2.7
SHOFF, Jake.....	2	2	1.0

POINTS AVERAGE	G	Pts	Avg/G
HANSEN, Travis.....	3	53	17.7
BIGELOW, Mark.....	3	41	13.7
JENSEN, Jared.....	3	27	9.0
BOWER, Ricky.....	3	21	7.0
ARAUJO, Rafael.....	3	17	5.7
WOODBERRY, Kevin....	3	15	5.0
ALLEN, John.....	3	15	5.0
HOWARD, Dan.....	3	11	3.7
NASHIF, Terry.....	3	8	2.7
SHOFF, Jake.....	2	2	1.0
JEPSEN, Bart.....	2	0	0.0
LEMES, Luiz.....	3	0	0.0

2002-03 BYU MEN'S BASKETBALL
 BYU Cougars Category Leaders (as of Nov 29, 2002)
 All games

REBOUNDS	G	Reb	Reb/G
HANSEN, Travis.....	3	22	7.3
ARAUJO, Rafael.....	3	19	6.3
BOWER, Ricky.....	3	12	4.0
JENSEN, Jared.....	3	12	4.0
BIGELOW, Mark.....	3	10	3.3

REBOUND AVERAGE	G	Reb	Avg/G
HANSEN, Travis.....	3	22	7.3
ARAUJO, Rafael.....	3	19	6.3
JENSEN, Jared.....	3	12	4.0
BOWER, Ricky.....	3	12	4.0
BIGELOW, Mark.....	3	10	3.3

OFFENSIVE REBOUNDS	G	No.	Avg/G
HANSEN, Travis.....	3	11	3.7
ARAUJO, Rafael.....	3	5	1.7
SHOFF, Jake.....	2	3	1.5
NASHIF, Terry.....	3	1	0.3
JENSEN, Jared.....	3	1	0.3
HOWARD, Dan.....	3	1	0.3
BOWER, Ricky.....	3	1	0.3
ALLEN, John.....	3	1	0.3
WOODBERRY, Kevin....	3	1	0.3

DEFENSIVE REBOUNDS	G	No.	Avg/G
ARAUJO, Rafael.....	3	14	4.7
BOWER, Ricky.....	3	11	3.7
HANSEN, Travis.....	3	11	3.7
JENSEN, Jared.....	3	11	3.7
BIGELOW, Mark.....	3	10	3.3

FOULS	G	No.	Per/G
ARAUJO, Rafael.....	3	14	4.7
JENSEN, Jared.....	3	11	3.7
ALLEN, John.....	3	9	3.0
HOWARD, Dan.....	3	8	2.7
BIGELOW, Mark.....	3	7	2.3

FOULOUTS	G	No.
ARAUJO, Rafael.....	3	2
JENSEN, Jared.....	3	1

ASSISTS	G	No.	A/G
BIGELOW, Mark.....	3	9	3.0
HANSEN, Travis.....	3	8	2.7
WOODBERRY, Kevin....	3	6	2.0
BOWER, Ricky.....	3	4	1.3
NASHIF, Terry.....	3	3	1.0

STEALS	G	No.	S/G
BIGELOW, Mark.....	3	5	1.7
NASHIF, Terry.....	3	4	1.3
WOODBERRY, Kevin....	3	4	1.3
BOWER, Ricky.....	3	1	0.3
HANSEN, Travis.....	3	1	0.3
ARAUJO, Rafael.....	3	1	0.3
HOWARD, Dan.....	3	1	0.3

BLOCKED SHOTS	G	No.	Blk/G
HOWARD, Dan.....	3	3	1.0
ARAUJO, Rafael.....	3	3	1.0
BIGELOW, Mark.....	3	2	0.7
WOODBERRY, Kevin....	3	1	0.3
HANSEN, Travis.....	3	1	0.3
JENSEN, Jared.....	3	1	0.3

MINUTES	G	No.	Min/G
HANSEN, Travis.....	3	95	31.7
BIGELOW, Mark.....	3	92	30.7
WOODBERRY, Kevin....	3	83	27.7
BOWER, Ricky.....	3	73	24.3
JENSEN, Jared.....	3	49	16.3

TURNOVERS	G	No.	TO/G
HANSEN, Travis.....	3	11	3.7
WOODBERRY, Kevin....	3	8	2.7
ARAUJO, Rafael.....	3	7	2.3
BIGELOW, Mark.....	3	6	2.0
BOWER, Ricky.....	3	5	1.7

2002-03 BYU MEN'S BASKETBALL

BYU Cougars Game-by-Game Points-Rebounds-Assists (as of Nov 29, 2002)

All games

Opponent	Date	Score	WL	02 HANSEN,TR	03 BIGELOW,M	04 LEMES,LUI	05 SHOFF,JAK	10 NASHIF,TE	14 BOWER,RIC	15 ALLEN,JOH	24 WOODBERRY	32 JEPSEN,BA
vs Toledo	11/22/02	71-56	W	22- 8- 5	12- 5- 3	0- 1- 0	DNP	3- 3- 1	10- 3- 1	5- 1- 1	5- 3- 1	0- 0- 0
vs Kansas State	11/23/02	73-64	W	19- 2- 2	18- 3- 4	0- 1- 1	0- 4- 0	3- 0- 0	7- 4- 2	5- 1- 0	2- 0- 3	0- 0- 0
vs St. Bonaventure	11/25/02	66-57	W	12-12- 1	11- 2- 2	0- 0- 0	2- 1- 0	2- 1- 2	4- 5- 1	5- 4- 0	8- 1- 2	DNP

Opponent	Date	Score	WL	40 HOWARD,DA	52 JENSEN,JA	55 ARAUJO,RA
vs Toledo	11/22/02	71-56	W	11- 2- 0	2- 1- 0	1- 5- 0
vs Kansas State	11/23/02	73-64	W	0- 2- 1	10- 5- 0	9- 4- 0
vs St. Bonaventure	11/25/02	66-57	W	0- 0- 0	15- 6- 0	7-10- 1

2002-03 BYU MEN'S BASKETBALL
 BYU Cougars Game-by-Game Highs (as of Nov 29, 2002)
 All games

Opponent	Date	Score	WL	POINTS	REBOUNDS	ASSISTS	STEALS	BLOCKED SHOTS
vs Toledo	11/22/02	71-56	W	22-HANSEN, Travi	8-HANSEN, Travi	5-HANSEN, Travi	2-WOODBERRY, Ke NASHIF, Terry	1-ARAUJO, Rafe
vs Kansas State	11/23/02	73-64	W	19-HANSEN, Travi	5-JENSEN, Jared	4-BIGELOW, Mark	3-BIGELOW, Mark	3-HOWARD, Dan
vs St. Bonaventure	11/25/02	66-57	W	15-JENSEN, Jared	12-HANSEN, Travi	2-NASHIF, Terry BIGELOW, Mark WOODBERRY, Ke	2-WOODBERRY, Ke NASHIF, Terry	2-ARAUJO, Rafe

2002-03 BYU MEN'S BASKETBALL
 BYU Cougars High/Low Analysis (as of Nov 29, 2002)
 All games

BYU Cougars - TEAM GAME HIGHS

POINTS.....	73	vs Kansas State (11/23/02)
	71	vs Toledo (11/22/02)
	66	vs St. Bonaventure (11/25/02)
FIELD GOALS MADE.....	21	vs Kansas State (11/23/02)
	21	vs Toledo (11/22/02)
FIELD GOAL ATTEMPTS.....	50	vs St. Bonaventure (11/25/02)
	49	vs Toledo (11/22/02)
FIELD GOAL PERCENTAGE.....	.477 (21-44)	vs Kansas State (11/23/02)
	.429 (21-49)	vs Toledo (11/22/02)
3 PT FIELD GOALS MADE.....	8	vs Toledo (11/22/02)
	7	vs Kansas State (11/23/02)
3 PT FG ATTEMPTS.....	15	vs St. Bonaventure (11/25/02)
	13	vs Kansas State (11/23/02)
	13	vs Toledo (11/22/02)
3 PT FG PERCENTAGE.....	.615 (8-13)	vs Toledo (11/22/02)
	.538 (7-13)	vs Kansas State (11/23/02)
FREE THROWS MADE.....	24	vs Kansas State (11/23/02)
	22	vs St. Bonaventure (11/25/02)
FREE THROW ATTEMPTS.....	34	vs Kansas State (11/23/02)
	27	vs St. Bonaventure (11/25/02)
	27	vs Toledo (11/22/02)
FREE THROW PERCENTAGE.....	.815 (22-27)	vs St. Bonaventure (11/25/02)
	.778 (21-27)	vs Toledo (11/22/02)
REBOUNDS.....	46	vs St. Bonaventure (11/25/02)
	35	vs Toledo (11/22/02)
ASSISTS.....	13	vs Kansas State (11/23/02)
	12	vs Toledo (11/22/02)
STEALS.....	6	vs St. Bonaventure (11/25/02)
	6	vs Toledo (11/22/02)
BLOCKED SHOTS.....	5	vs St. Bonaventure (11/25/02)
	5	vs Kansas State (11/23/02)
TURNOVERS.....	18	vs St. Bonaventure (11/25/02)
	17	vs Toledo (11/22/02)
FOULS.....	26	vs Kansas State (11/23/02)
	25	vs Toledo (11/22/02)

2002-03 BYU MEN'S BASKETBALL
 BYU Cougars High/Low Analysis (as of Nov 29, 2002)
 All games

Opponent - GAME HIGHS

POINTS.....	64	vs Kansas State (11/23/02)
	57	vs St. Bonaventure (11/25/02)
	56	vs Toledo (11/22/02)
FIELD GOALS MADE.....	21	vs Kansas State (11/23/02)
	18	vs St. Bonaventure (11/25/02)
	18	vs Toledo (11/22/02)
FIELD GOAL ATTEMPTS.....	64	vs St. Bonaventure (11/25/02)
	52	vs Kansas State (11/23/02)
	52	vs Toledo (11/22/02)
FIELD GOAL PERCENTAGE.....	.404 (21-52)	vs Kansas State (11/23/02)
	.346 (18-52)	vs Toledo (11/22/02)
3 PT FIELD GOALS MADE.....	6	vs St. Bonaventure (11/25/02)
	5	vs Toledo (11/22/02)
3 PT FG ATTEMPTS.....	19	vs Toledo (11/22/02)
	17	vs St. Bonaventure (11/25/02)
3 PT FG PERCENTAGE.....	.375 (3-8)	vs Kansas State (11/23/02)
	.353 (6-17)	vs St. Bonaventure (11/25/02)
FREE THROWS MADE.....	19	vs Kansas State (11/23/02)
	15	vs St. Bonaventure (11/25/02)
	15	vs Toledo (11/22/02)
FREE THROW ATTEMPTS.....	31	vs Kansas State (11/23/02)
	23	vs Toledo (11/22/02)
FREE THROW PERCENTAGE.....	.682 (15-22)	vs St. Bonaventure (11/25/02)
	.652 (15-23)	vs Toledo (11/22/02)
REBOUNDS.....	36	vs St. Bonaventure (11/25/02)
	29	vs Kansas State (11/23/02)
	29	vs Toledo (11/22/02)
ASSISTS.....	9	vs Kansas State (11/23/02)
	7	vs St. Bonaventure (11/25/02)
	7	vs Toledo (11/22/02)
STEALS.....	8	vs St. Bonaventure (11/25/02)
	6	vs Kansas State (11/23/02)
BLOCKED SHOTS.....	6	vs Toledo (11/22/02)
	4	vs Kansas State (11/23/02)
TURNOVERS.....	17	vs Toledo (11/22/02)
	11	vs St. Bonaventure (11/25/02)
FOULS.....	24	vs St. Bonaventure (11/25/02)
	23	vs Kansas State (11/23/02)
	23	vs Toledo (11/22/02)

2002-03 BYU MEN'S BASKETBALL
 BYU Cougars High/Low Analysis (as of Nov 29, 2002)
 All games

BYU Cougars - GAME LOWS

POINTS.....	66	vs St. Bonaventure (11/25/02)
	71	vs Toledo (11/22/02)
	73	vs Kansas State (11/23/02)
FIELD GOALS MADE.....	20	vs St. Bonaventure (11/25/02)
	21	vs Toledo (11/22/02)
	21	vs Kansas State (11/23/02)
FIELD GOAL ATTEMPTS.....	44	vs Kansas State (11/23/02)
	49	vs Toledo (11/22/02)
FIELD GOAL PERCENTAGE.....	.400 (20-50)	vs St. Bonaventure (11/25/02)
	.429 (21-49)	vs Toledo (11/22/02)
3 PT FIELD GOALS MADE.....	4	vs St. Bonaventure (11/25/02)
	7	vs Kansas State (11/23/02)
3 PT FG ATTEMPTS.....	13	vs Toledo (11/22/02)
	13	vs Kansas State (11/23/02)
3 PT FG PERCENTAGE.....	.267 (4-15)	vs St. Bonaventure (11/25/02)
	.538 (7-13)	vs Kansas State (11/23/02)
FREE THROWS MADE.....	21	vs Toledo (11/22/02)
	22	vs St. Bonaventure (11/25/02)
FREE THROW ATTEMPTS.....	27	vs Toledo (11/22/02)
	27	vs St. Bonaventure (11/25/02)
FREE THROW PERCENTAGE.....	.706 (24-34)	vs Kansas State (11/23/02)
	.778 (21-27)	vs Toledo (11/22/02)
REBOUNDS.....	32	vs Kansas State (11/23/02)
	35	vs Toledo (11/22/02)
ASSISTS.....	9	vs St. Bonaventure (11/25/02)
	12	vs Toledo (11/22/02)
STEALS.....	5	vs Kansas State (11/23/02)
	6	vs Toledo (11/22/02)
	6	vs St. Bonaventure (11/25/02)
BLOCKED SHOTS.....	1	vs Toledo (11/22/02)
	5	vs Kansas State (11/23/02)
	5	vs St. Bonaventure (11/25/02)
TURNOVERS.....	13	vs Kansas State (11/23/02)
	17	vs Toledo (11/22/02)
FOULS.....	23	vs St. Bonaventure (11/25/02)
	25	vs Toledo (11/22/02)

2002-03 BYU MEN'S BASKETBALL
 BYU Cougars High/Low Analysis (as of Nov 29, 2002)
 All games

Opponent - GAME LOWS

POINTS.....	56	vs Toledo (11/22/02)
	57	vs St. Bonaventure (11/25/02)
	64	vs Kansas State (11/23/02)
FIELD GOALS MADE.....	18	vs Toledo (11/22/02)
	18	vs St. Bonaventure (11/25/02)
FIELD GOAL ATTEMPTS.....	52	vs Toledo (11/22/02)
	52	vs Kansas State (11/23/02)
FIELD GOAL PERCENTAGE.....	.281 (18-64)	vs St. Bonaventure (11/25/02)
	.346 (18-52)	vs Toledo (11/22/02)
3 PT FIELD GOALS MADE.....	3	vs Kansas State (11/23/02)
	5	vs Toledo (11/22/02)
3 PT FG ATTEMPTS.....	8	vs Kansas State (11/23/02)
	17	vs St. Bonaventure (11/25/02)
3 PT FG PERCENTAGE.....	.263 (5-19)	vs Toledo (11/22/02)
	.353 (6-17)	vs St. Bonaventure (11/25/02)
FREE THROWS MADE.....	15	vs Toledo (11/22/02)
	15	vs St. Bonaventure (11/25/02)
FREE THROW ATTEMPTS.....	22	vs St. Bonaventure (11/25/02)
	23	vs Toledo (11/22/02)
FREE THROW PERCENTAGE.....	.613 (19-31)	vs Kansas State (11/23/02)
	.652 (15-23)	vs Toledo (11/22/02)
REBOUNDS.....	29	vs Toledo (11/22/02)
	29	vs Kansas State (11/23/02)
ASSISTS.....	7	vs Toledo (11/22/02)
	7	vs St. Bonaventure (11/25/02)
STEALS.....	4	vs Toledo (11/22/02)
	6	vs Kansas State (11/23/02)
BLOCKED SHOTS.....	2	vs St. Bonaventure (11/25/02)
	4	vs Kansas State (11/23/02)
TURNOVERS.....	10	vs Kansas State (11/23/02)
	11	vs St. Bonaventure (11/25/02)
FOULS.....	23	vs Toledo (11/22/02)
	23	vs Kansas State (11/23/02)

2002-03 BYU MEN'S BASKETBALL
 BYU Cougars High/Low Analysis (as of Nov 29, 2002)
 All games

BYU Cougars - INDIVIDUAL GAME HIGHS

POINTS.....	22	HANSEN, Travis vs Toledo (11/22/02)
	19	HANSEN, Travis vs Kansas State (11/23/02)
	18	BIGELOW, Mark vs Kansas State (11/23/02)
	15	JENSEN, Jared vs St. Bonaventure (11/25/02)
	12	HANSEN, Travis vs St. Bonaventure (11/25/02)
	12	BIGELOW, Mark vs Toledo (11/22/02)
FIELD GOALS MADE.....	7	HANSEN, Travis vs Toledo (11/22/02)
	6	HANSEN, Travis vs Kansas State (11/23/02)
	6	BIGELOW, Mark vs Kansas State (11/23/02)
FIELD GOAL ATT.....	13	WOODBERRY, Kevin vs St. Bonaventure (11/25/02)
	12	BIGELOW, Mark vs Kansas State (11/23/02)
	12	HANSEN, Travis vs Toledo (11/22/02)
FG PCT (min 5 made).....	.583 (7-12)	HANSEN, Travis vs Toledo (11/22/02)
	.545 (6-11)	HANSEN, Travis vs Kansas State (11/23/02)
3 PT FG MADE.....	3	BIGELOW, Mark vs Kansas State (11/23/02)
	2	HANSEN, Travis vs Kansas State (11/23/02)
	2	BOWER, Ricky vs Toledo (11/22/02)
	2	HANSEN, Travis vs Toledo (11/22/02)
3 PT FG ATTEMPTS.....	7	WOODBERRY, Kevin vs St. Bonaventure (11/25/02)
	5	BIGELOW, Mark vs Kansas State (11/23/02)
3-PT FG PCT (min 2 made).....	1.000 (2-2)	HANSEN, Travis vs Kansas State (11/23/02)
	1.000 (2-2)	BOWER, Ricky vs Toledo (11/22/02)
FREE THROWS MADE.....	8	HANSEN, Travis vs St. Bonaventure (11/25/02)
	7	JENSEN, Jared vs St. Bonaventure (11/25/02)
	7	BOWER, Ricky vs Kansas State (11/23/02)
	7	BIGELOW, Mark vs Toledo (11/22/02)
FREE THROW ATT.....	10	HANSEN, Travis vs St. Bonaventure (11/25/02)
	10	BIGELOW, Mark vs Toledo (11/22/02)
FT PCT (min 3 made).....	1.000 (6-6)	HANSEN, Travis vs Toledo (11/22/02)
	1.000 (4-4)	BOWER, Ricky vs Toledo (11/22/02)
REBOUNDS.....	12	HANSEN, Travis vs St. Bonaventure (11/25/02)
	10	ARAUJO, Rafael vs St. Bonaventure (11/25/02)
ASSISTS.....	5	HANSEN, Travis vs Toledo (11/22/02)
	4	BIGELOW, Mark vs Kansas State (11/23/02)
STEALS.....	3	BIGELOW, Mark vs Kansas State (11/23/02)
	2	NASHIF, Terry vs St. Bonaventure (11/25/02)
	2	WOODBERRY, Kevin vs St. Bonaventure (11/25/02)
	2	NASHIF, Terry vs Toledo (11/22/02)
	2	WOODBERRY, Kevin vs Toledo (11/22/02)
BLOCKED SHOTS.....	3	HOWARD, Dan vs Kansas State (11/23/02)
	2	ARAUJO, Rafael vs St. Bonaventure (11/25/02)
TURNOVERS.....	8	HANSEN, Travis vs St. Bonaventure (11/25/02)
	4	ARAUJO, Rafael vs Toledo (11/22/02)
FOULS.....	5	ARAUJO, Rafael vs Kansas State (11/23/02)
	5	JENSEN, Jared vs Toledo (11/22/02)
	5	ARAUJO, Rafael vs Toledo (11/22/02)