



Cougar Basketball

CONTACT INFORMATION

Basketball Media Relations Contact: Brett Pyne
 Office Phone: (801) 422-4912
 Cell Phone: (801) 367-1631
 Home Phone: (801) 796-6867
 Email: brett_pyne@byu.edu
 Assoc. AD/Media Relations Director: Duff Tittle
 Office Phone: (801) 422-8948
 Home Phone: (801) 227-0746
 Email: duff_tittle@byu.edu
 Media Relations Fax: (801) 422-0633
 Pressrow Phone: (801) 378-3675
 Mailing Address: 30 SFH, Provo, UT 84602-2239

2002-03 BYU SCHEDULE

NOVEMBER 2002

Nov. 5 EA Sports All-Stars (Exb) 89-84 W
 Nov. 13 Dominican Republic (Exb) 92-55 W
 Nov. 22-25 Paradise Jam @ U.S. Virgin Islands
 Nov 22 v. Toledo 71-56 W
 Nov 23 v. Kansas State 73-64 W
 Nov 25 v. St. Bonaventure 66-57 W
 Nov. 30 Rice 95-56 W

DECEMBER 2002

Dec. 4 @ Arizona State (FSA) 7:00 p.m.
 Dec. 7 @ Creighton 2:00 p.m.
 Dec. 11 San Diego 7:00 p.m.
 Dec. 14 Utah State (SWP) 7:00 p.m.
 Dec. 21 UC Santa Barbara 5:00 p.m.
 Dec. 23 @ San Francisco 7:00 p.m.
 Dec. 28 Southern Utah 7:00 p.m.

JANUARY 2003

Jan. 2 Pepperdine 7:00 p.m.
 Jan. 4 Touchstone Energy All-College Classic
 in Oklahoma City
 v. Oklahoma State (ESPN2) 5:30 p.m.
 Jan. 8 @ Weber State 7:00 p.m.
 Jan. 11 Idaho State 7:00 p.m.
 Jan. 16 UNLV (SWP) 7:00 p.m.
 Jan. 20 @ San Diego State (SWP) 7:00 p.m.
 Jan. 25 UTAH (ESPN+Plus) 1:00 p.m.

FEBRUARY 2003

Feb. 1 New Mexico (ESPN+Plus) 1:00 p.m.
 Feb. 3 Air Force 8:30 p.m.
 Feb. 8 @ Wyoming (ESPN+Plus) 1:00 p.m.
 Feb. 10 @ Colorado State 7:00 p.m.
 Feb. 14 @ UNLV (SWP) 7:30 p.m.
 Feb. 17 San Diego State (SWP) 8:30 p.m.
 Feb. 24 @ Utah (ESPN) 10:00 p.m.

MARCH 2003

Mar. 1 @ Air Force (SWP) 4:00 p.m.
 Mar. 3 @ New Mexico (SWP) 7:00 p.m.
 Mar. 6 Wyoming (SWP) 7:00 p.m.
 Mar. 8 Colorado State (SWP) 7:00 p.m.
 Mar. 12-15 MWC Tournament @ Las Vegas

*Game times are local to site
 SWP - SportsWest Productions
 FSA - Fox SportsNet Arizona

GAME # 5 FAST FACTS

BYU (4-0, 0-0 MWC) @ ARIZONA STATE (4-1, 0-0 PAC-10)

Wednesday, Dec. 4, 2002
 Wells Fargo Arena (14,088)
 Tempe, Arizona
 7 p.m. MST

Coaches: .BYU, Steve Cleveland (89-69 in sixth year; same overall)
 ASU, Rob Evans (64-61 in fifth year; 150-142 in 11th year overall)

Series: . . .BYU leads, 25-21
 Last Meeting: BYU won 82-70 in Provo last year on Nov. 24, 2001

TV:Fox Sports Arizona (no Utah market broadcast)

Radio: . . .KSL Newsradio 1160 AM (Cougar Sports Network)
 Pregame Air Time: 6 p.m. MST
 Play-by-Play: Greg Wrubell
 Game Analyst: Brian Santiago

Web: . . .Live audio link available at byucougars.com/basketball_m/ (select 2002-03 schedule)

BYU'S PROBABLE STARTERS:

POS.	#	NAME	HT.	WT.	YR.	PPG	RPG
F	3	Mark Bigelow	6-7	195	Jr.	15.0	2.8 2.8 apg
F	52	Jared Jensen	6-9	250	So.	11.3	4.3
C	55	Rafael Araujo	6-11	265	Jr.	5.8	6.8
G	2	Travis Hansen	6-6	210	Sr.	15.5	6.5 3.0 apg
G	24	Kevin Woodberry	6-0	170	Jr.	6.0	3.0 1.0 apg

BYU RESERVES:

POS.	#	NAME	HT.	WT.	YR.	PPG	RPG
G	14	Ricky Bower	6-4	185	Jr.	6.0	3.0 1.0 apg
G	10	Terry Nashif	5-10	165	Fr.	4.5	2.3 2.0 apg
F	15	John Allen	6-7	215	So.	4.3	2.3
C	40	Dan Howard	7-0	225	Jr.	3.8	1.0 1.0 bpg
F	32	Bart Jepsen	6-9	235	Jr.	2.3	0.7
G	4	Luiz Lemes	6-3	180	Jr.	1.8	1.0
F	5	Jake Shoff	6-9	265	Jr.	1.0	2.5

BYU TAKES TOUGH TRIP TO ARIZONA STATE, CREIGHTON

Off to its best start since the 1991-92 season, BYU (4-0) travels to face Arizona State (4-1) Wednesday and Creighton (4-0) Saturday. Wednesday's game in Tempe pits the Cougars against the Sun Devils in a 7 p.m. MST contest that will be aired in Arizona on Fox Sports Net Arizona. The radio broadcast can be heard on KSL Newsradio 1160 and the Cougar Sports Network, beginning at 6 p.m. with a one-hour pregame show. KSL's Greg Wrubell will call the play-by-play action with Brian Santiago providing game analysis. A live internet audio link is available on the basketball page of the official BYU athletics website, byucougars.com.

The Cougars are coming off a 95-56 victory over Rice Saturday in its lone home game thus far this year. BYU owns the nation's longest homecourt victory streak at 37 games but also has lost its last 11 straight contests on an opponent's homecourt. BYU's last win in a true away game was last year's season-opening win over San Diego. BYU opened this season with three wins at the Paradise Jam in the U.S. Virgin Islands to claim the 2002 title. The three-game winning streak away from the Marriott Center is the team's longest since winning five straight on the road in March 2001.

Arizona State went 2-1 at the Maui Invitational with wins over Chaminade and Utah and a tournament-opening loss to Kentucky, and has home wins over Morehead State and Lafayette. Creighton enters its game at Northern Iowa on Wednesday with a perfect record after defeating Notre Dame on Nov. 26 to win the Guardians Classic in Kansas City, Mo.



SERIES BREAKDOWN

Overall Series Record: BYU leads 25-21
 BYU Record in Provo: 20-4
 BYU Record in Tempe: 4-16
 BYU Record at Neutral Sites: 1-1
 BYU Record under Steve Cleveland: 2-1
 BYU Record in Overtime Games: 1-1 both in Tempe
 Last Overtime Game: 1977, lost at ASU, 86-84
 Longest BYU Win Streak: 4 (1964-66)
 Longest ASU Win Streak: 4 two times (1961-1974, 1974-76)
 Largest BYU Margin of Victory: 19, 52-33 in 1946
 Largest ASU Margin of Victory: 40, 94-54 in 1961
 Most Points Scored by BYU: 111 two times in 1965, 72
 Most Points Scored by ASU: 110 two times in 1964, 75

Date	Opponent	Score	W/L
12-5-46	vs. Arizona State	55-58	L
12-6-46	vs. Arizona State	52-33	L
12-15-47	Arizona State	46-45	W
12-16-47	Arizona State	48-45	W
12-30-61	at Arizona State	54-94	L
1-11-63	at Arizona State	84-89	L
2-16-63	Arizona State	87-104	L
2-14-64	at Arizona State	85-110	L
2-29-64	Arizona State	106-90	W
1-16-65	at Arizona State	111-102	W
2-27-65	Arizona State	104-91	W
1-7-66	Arizona State	95-81	W
2-18-66	at Arizona State	94-101	L
1-14-67	at Arizona St. (OT)	78-74	W
3-3-67	Arizona State	110-93	W
1-13-68	Arizona State	94-78	W
3-1-68	at Arizona State	97-99	L
1-25-69	at Arizona State	94-109	L
2-13-69	Arizona St	102-89	W
1-9-70	at Arizona State	88-98	L
2-12-70	Arizona State	97-91	W
1-28-71	at Arizona State	86-87	L
2-27-71	Arizona State	83-74	W
1-7-72	Arizona State	111-102	W
2-12-72	at Arizona State	95-99	L
1-27-73	Arizona State	81-67	W
2-23-73	at Arizona State	90-86	W
1-25-74	Arizona State	89-71	W
2-23-74	at Arizona State	77-100	L
1-10-75	Arizona State	80-110	L
2-15-75	at Arizona State	79-99	L
1-17-76	at Arizona State	68-83	L
2-13-76	Arizona State	93-89	W
1-20-77	at Arizona St. (OT)	84-86	L
2-19-77	Arizona State	65-84	L
1-21-78	Arizona State	96-89	W
2-16-78	at Arizona State	75-76	L
12-12-86	Arizona State ^	91-85	W
12-5-89	at Arizona State	65-64	W
12-12-90	Arizona State	74-82	L
12-1-92	Arizona State	108-98	W
11-27-93	at Arizona State	95-106	L
3-17-94	Arizona State (NIT)	74-67	W
12-7-99	Arizona State	78-67	W
12-2-00	at Arizona State	52-80	L
11-24-01	Arizona State	82-70	W

ARIZONA STATE SUN DEVILS

Arizona State (4-1) has won its last three games since losing its first game at the Maui Invitational to Kentucky, 82-65. The Sun Devils opened at home with a win over Morehead State (59-56). In the last three victories, ASU has defeated Chaminade (101-72) and Utah (83-79 in OT) at the Maui Invitational and is coming off another home win over Lafayette (85-62) on Saturday. The Sun Devils are 2-0 at home. Coach Rob Evans (64-61 in fifth year; 150-142 in 11th year overall) returns three starters and nine lettermen from last year's 14-15 team that qualified for the NIT. Starting guards Jason Braxton (6.1 ppg last year) and Curtis Millage (13.5 ppg, 4.1 rpg last year) return along with forward Tommy Smith (11.7 ppg, 5.3 rpg last year). Millage didn't play in the first three games but has averaged 18.0 ppg since returning in the past two wins. He had a game-high 26 points on 8-14 shooting in his debut against the University of Utah. While he has been hot from the floor, he is shooting just 37.5 percent (9-24) from the line. Four-year lettermen Donnell Knight has taken over as starter at the forward position and is averaging 7.0 points and 7.2 rebounds. He has been active on the offensive glass with a team-leading 3.0 offensive boards per game. The Sun Devils are pulling down 41.8 boards per game, including 15.6 offensive rebounds per contest. They allow 36.4 rebounds per game. Joining Knight on the offensive glass for ASU is Smith and freshman sensation Ike Diogu. All three players have recorded double-digit offensive boards this year. Diogu leads the team at 18.2 points per game while adding 6.0 rebounds per game. Smith is averaging a team-leading 3.6 blocks per game. As a team, ASU is shooting 47.4 percent from the floor but only 27.1 percent on threes, while scoring 78.6 points per game. The Sun Devils are allowing 70.2 points while their opponents are shooting 39.5 percent from the floor and 31.4 percent on threes. Junior Jamal Hill, a 6-foot-5 transfer from San Jose City College, started the three games before Millage's return and has made a team-leading 7 threes (7-14). Millage is the only other Sun Devil who has been effective from behind the arc, going 3-6 in his two starts.

ASU'S PROBABLE STARTERS

POS.	#	NAME	HT.	WT.	YR.	PPG	RPG	OTHER
F	21	Donnell Knight	6-7	200	Sr.	7.0	7.2	15 off. rebs
F	4	Tommy Smith	6-10	215	Sr.	10.2	6.8	18 blk. shots
F/C	5	Ike Diogu	6-8	250	Fr.	18.2	6.0	.537 FG%
G	1	Jason Braxton	6-2	190	So.	5.8	3.8	3.6 apg
G	14	Curtis Millage	6-2	185	Sr.	18.0	3.5	26 vs. Utah

SERIES TIDBITS

BYU leads the overall series against Arizona State, 25-21. This is the fourth straight year the two former conference rivals have met with the home team winning on each occasion. The two teams have met nine times since they met regularly as members of the WAC, with BYU holding a 6-3 record in those meetings that started in 1986. Arizona State has won the last two meetings in Tempe (2000 and 1993) since BYU last won at ASU with a 65-64 victory on Dec. 5, 1989. Overall, ASU holds a 16-4 advantage on their homecourt while BYU is 20-4 in Provo. BYU is 2-1 vs. ASU under Steve Cleveland. BYU won last year's meeting, 82-70 in Provo, while the Sun Devils cruised to a win in the last outing in Tempe on Dec. 2, 2000, defeating the Cougars 80-52. Last year BYU was 2-0 vs. the Pac-10 with wins over ASU and then No. 13 Stanford.

QUOTING BYU COACH STEVE CLEVELAND

"This is going to be a very challenging road trip, playing at Arizona State and then at Creighton. Both are very good teams. ASU is 4-1 and Creighton is 4-0. Arizona State is an athletic team that is picked in the top half of the Pac-10 this year. Everything was falling for us Saturday at home (95-56 win over Rice) but that doesn't usually happen on the road. Last time we were at ASU, they did everything right and we did everything wrong and they beat us by about 30 (28), and we had a good team that year. I like the way our guys are competing right now and with our added depth this year it gives a better chance to be competitive on the road."

<p>ASU GENERAL INFO Location: Tempe, Ariz. Founded: 1885 Enrollment: 45,693 Nickname: Sun Devils Colors: Maroon and Gold Home Arena: Wells Fargo Arena (14,088) Conference: Pacific-10 Athletic Director: Gene Smith</p>	<p>ASU - 2001-2002 Overall Record: 14-15 Conf. Record/Finish: 7-11/7th Final Ranking/Post Season Finish: NA, 0-1 NIT</p>
<p>ASU BASKETBALL INFO Head Coach: Rob Evans Alma Mater: New Mexico State (1968) Best time to call: Weekday mornings Office Phone: (480) 965-3261 Overall Record (Years): 150-142(11th) Record at School (Years): 64-61 (5th) Assistant Coaches: Tony Benford, Russ Pennell, Dan O'Dowd</p>	<p>ASU - 2002-2003 Letterman Returning/Lost: 9/3 Starters Returning/Lost: 3/2</p>
<p>ASU MEDIA RELATIONS Basketball Contact: Doug Tammaro Office: (480) 965-5799 Home: (480) 705-5011 Email: tammaro@asu.edu Fax: (480) 965-5408 Web Site: www.thesundevils.com</p>	



LAST YEAR IN PROVO

Arizona State vs BRIGHAM YOUNG Cougars
11/24/12 4:07 at Provo, Utah
VISITORS: Arizona State 1-2

#	Player	f	tot-fg			3-pt			rebounds			pf	tp	a	to	blk	s	min
			fg	fga	fg%	fg	fga	fg%	ft	fta	ft%							
04	SMITH, Tommy	f	5	12	0	1	9	11	2	7	9	5	19	0	3	0	3	27
52	PREWITT, Chad	c	7	10	2	3	4	6	3	1	4	4	20	2	3	0	0	29
03	DODD, Kyle	c	1	1	0	0	0	1	0	0	0	1	2	0	0	0	0	17
14	MILLAGE, Curtis	g	6	14	0	3	0	1	0	1	0	1	3	12	3	0	0	32
15	SHELL, Tanner	g	0	1	0	1	2	0	1	1	2	1	2	0	0	0	0	16
01	BRAXTON, Jason	g	2	5	0	0	0	0	0	1	1	3	4	1	4	1	2	22
02	KNIGHT, Donnell	g	1	2	0	0	0	0	2	2	2	2	2	0	1	0	1	10
11	STOREY, Avvee	g	0	2	0	0	0	0	0	3	3	0	0	0	0	0	0	11
12	CRANDALL, Kenny	g	2	4	1	2	0	0	0	1	1	4	5	0	1	0	0	13
20	NAHRA, Brad	g	0	0	0	0	0	0	0	1	1	1	0	0	0	0	0	1
22	JOHNSTON, Tyson	g	0	0	0	0	0	0	0	0	0	0	0	0	0	0	0	2
23	HOWARD, Jonathan	g	1	2	0	0	0	0	0	1	1	2	4	0	0	0	0	9
24	ALLEN, Justin	g	0	0	0	0	0	0	0	0	0	0	0	0	0	0	0	1
42	REDHAGE, Shawn	g	1	3	1	1	0	0	0	0	0	3	0	2	1	0	0	10
TEAM																		
Totals.....			26	56	4	11	14	20	7	19	26	26	70	11	16	2	9	200

TOTALFG%	1st Half: 10-21 47.6%	2nd Half: 16-35 45.7%	Game: 46.4%	DEADBALL
3-Pt. FC%	1st Half: 1-3 33.3%	2nd Half: 3-8 37.5%	Game: 36.4%	REBOUNDS
F Throw %	1st Half: 8-12 66.7%	2nd Half: 6-8 75.0%	Game: 70.0%	1

HOME TEAM: BRIGHAM YOUNG Cougars 2-0

#	Player	f	tot-fg			3-pt			rebounds			pf	tp	a	to	blk	s	min
			fg	fga	fg%	fg	fga	fg%	ft	fta	ft%							
03	BIGELOW, Mark	f	9	17	4	8	9	10	1	2	3	2	31	4	2	0	0	37
25	NIELSEN, Eric	f	8	11	0	0	3	5	4	2	6	3	19	1	2	0	2	38
52	JENSEN, Jared	c	2	3	0	0	0	0	0	2	2	3	4	1	0	0	0	15
02	HANSEN, Travis	g	5	16	2	6	6	6	5	10	15	4	18	0	5	0	0	31
31	MONTAGUE, Matt	g	0	2	0	1	2	2	0	4	4	2	2	6	5	0	0	40
20	BOBIK, Daniel	g	1	2	1	2	4	6	0	2	2	7	1	2	1	1	1	19
32	JEPSEN, Bart	g	0	4	0	0	1	2	1	5	6	5	1	0	3	0	0	20
TEAM																		
Totals.....			25	55	7	17	25	31	4	4	27	21	82	13	19	1	3	200

TOTALFG%	1st Half: 12-31 38.7%	2nd Half: 13-24 54.2%	Game: 45.5%	DEADBALL
3-Pt. FC%	1st Half: 5-12 41.7%	2nd Half: 2-5 40.0%	Game: 41.2%	REBOUNDS
F Throw %	1st Half: 8-11 72.7%	2nd Half: 17-20 85.0%	Game: 80.6%	3

Officials: Bill Gracey, Stanley Reynolds, Mark Whitehead
Technical fouls: Arizona State-None, BRIGHAM YOUNG Cougars-None.
Attendance: 6228
Score by Periods
Arizona State 29 41 70
BRIGHAM YOUNG Cougars 37 45 82

THE LAST MEETING IN TEMPE

BYU Cougars vs Arizona State
12-02-00 4:00 PM at Ned Walk Court
VISITORS: BYU Cougars 2-2

#	Player	f	tot-fg			3-pt			rebounds			pf	tp	a	to	blk	s	min
			fg	fga	fg%	fg	fga	fg%	ft	fta	ft%							
15	WESLEY, Mekeli	f	3	15	0	2	5	8	5	2	7	4	11	1	4	0	1	30
42	COOPER, Nathan	f	1	2	0	1	3	4	3	2	5	3	5	0	4	0	0	19
43	DAWES, Derek	c	0	1	0	0	0	0	0	1	1	0	0	0	0	0	0	6
24	LYDAY, Terrell	g	3	17	2	8	3	3	0	2	2	11	2	2	0	0	0	38
31	MONTAGUE, Matt	g	0	1	0	0	0	0	3	3	1	0	3	4	0	1	28	
02	HANSEN, Travis	g	8	1	1	1	2	1	1	2	4	8	0	1	0	0	0	17
20	BOBIK, Daniel	g	1	5	1	4	0	0	3	3	3	0	1	0	1	0	16	
23	SHIPPEN, Ty	g	0	0	0	0	0	0	0	0	0	0	0	0	0	0	0	1
25	NIELSEN, Eric	g	3	6	0	0	3	8	0	9	9	3	9	0	1	0	0	31
34	CHRISMAN, Jacob	g	1	3	0	1	3	4	2	1	3	4	5	1	0	0	0	12
40	HOWARD, Dan	g	0	1	0	0	0	0	1	1	3	0	0	0	0	0	0	2
TEAM																		
Totals.....			15	59	4	17	18	29	14	26	40	25	52	8	17	2	3	200

TOTALFG%	1st Half: 6-28 21.4	2nd Half: 9-31 29.0	Game: 25.4	DEADBALL
3-Pt. FC%	1st Half: 2-9 22.2	2nd Half: 2-8 25.0	Game: 23.5	REBOUNDS
F Throw %	1st Half: 8-12 66.7	2nd Half: 10-17 58.8	Game: 62.1	2

HOME TEAM: Arizona State 5-1

#	Player	f	tot-fg			3-pt			rebounds			pf	tp	a	to	blk	s	min
			fg	fga	fg%	fg	fga	fg%	ft	fta	ft%							
11	Storey, Avvee	f	6	9	0	0	2	3	2	6	8	4	14	0	2	0	0	27
42	Redhage, Shawn	f	3	7	1	1	4	4	1	2	3	4	11	6	4	2	0	26
52	Prewitt, Chad	c	8	12	1	2	3	4	0	8	8	4	20	2	1	2	2	25
01	Mason, Alton	g	4	9	1	2	0	0	4	4	2	9	3	0	0	1	0	20
02	Knight, Donnell	g	2	7	1	2	4	2	5	7	2	9	3	3	0	0	0	30
03	Dodd, Kyle	g	1	5	0	0	1	2	0	4	1	3	3	0	0	1	0	31
04	Smith, Tommy	g	4	5	1	1	2	2	0	3	3	5	11	1	1	2	0	14
20	Nahra, Brad	g	0	2	0	1	2	0	0	0	1	0	0	0	0	0	0	8
22	Johnston, Tyson	g	0	1	0	0	0	1	0	1	1	5	0	1	4	0	0	9
23	Howard, Jonathan	g	1	3	1	3	0	0	0	0	0	3	0	1	0	0	0	8
34	Bray, Jonathan	g	0	0	0	0	0	0	0	1	1	0	0	0	0	0	0	2
TEAM																		
Totals.....			29	56	6	12	16	22	6	39	45	28	80	19	18	5	4	200

TOTALFG%	1st Half: 13-27 48.1	2nd Half: 16-29 55.2	Game: 51.8	DEADBALL
3-Pt. FC%	1st Half: 2-3 66.7	2nd Half: 4-9 44.4	Game: 50.0	REBOUNDS
F Throw %	1st Half: 9-11 81.8	2nd Half: 7-11 63.6	Game: 72.7	1

Officials: Terry Christman, Tommy Nunez, Michael Reed
Technical fouls: BYU Cougars-BENCH, Arizona State-None.
Attendance: 7249
Score by Periods
BYU Cougars 22 30 52
Arizona State 37 43 80

LOOKING BACK AT LAST YEAR'S GAME

- BYU's Jared Jensen had the first start of his career against Arizona State.
- The win over Arizona State gave BYU a 25-21 record in the series. The Cougars have won four straight home games against the Sun Devils and have not lost at home to Arizona State since Dec. 12, 1990.
- Travis Hansen had a then career-high 15 rebounds on the night to lead BYU.
- Hansen had his first career double-double with 18 points and 15 rebounds in the game.
- Senior Eric Nielsen scored 19 points on the night, which at the time was his career high. He set a new career high later last year with 29 points against fellow Pac-10 school Stanford at the Las Vegas Showdown. Nielsen was 8-11 from the floor vs. ASU.
- Mark Bigelow scored a game-high 31 points, which proved to be an individual season high for a Cougar last year. His career high is 33, set at Washington State his freshman season.
- BYU's 42-26 rebounding margin was the third worst rebounding margin in Arizona State head coach Rob Evans coaching career (261 games to that point). The margin was the worst for Evans since he took over at ASU (94 games).

WHAT THE COACHES HAD TO SAY ...

ASU HEAD COACH ROB EVANS:

"I don't remember getting beat off the glass that bad ever. This is not a give-up team and we battled back to within three points. We're not a super mature team. We gave many first-year players heavy minutes."

BYU HEAD COACH STEVE CLEVELAND:

"This was one of the best rebounding games we've had since I've been in this program. We were undersized at various times of the game. One of the things I was proudest of was our ability to get the rebound. Travis Hansen played with so much energy and did the hustle plays. He had 15 rebounds and as a two-guard, that is pretty incredible. It was a great effort on his part. I thought that Bart Jepsen gave us 20 good minutes in the ball game and Jared Jensen did as well."

"This is a team (ASU) that beat us by 30 points last season, and we lost our scoring leaders from last year so this is a good win for us, but I'm not going to make it anything more than it is. I really like the way we responded. We got off to a good start. Teams like this are going to make runs on us. They are going to make some baskets, but I was most proud by the way we competed. The people that are going to play are the people who play the best in practice. We know that we do not have a lot of depth. That is a pretty obvious thing."

LOOKING BACK AT THE 2000 GAME IN TEMPE

- The Cougars were cold and the Sun Devils were hot in Tempe, Ariz., Saturday afternoon as Arizona State defeated BYU 80-52 at Wells Fargo Arena. BYU shot a season-low 25.4 percent from the floor while Arizona State made a then BYU opponent-high (fifth highest overall that year) 51.8 percent of their attempts. BYU fell to 2-2 with the loss while Arizona State improved to 5-1 on the year.
- After falling behind 15-5, BYU scored 13 straight points to take an 18-15 advantage when Eric Nielsen made a lay-in off a Mekeli Wesley assist. The Cougar edge soon became a distant memory, however, as Arizona State took a 37-22 halftime lead in the middle of an incredible 60-13 scoring run that gave the Sun Devils a margin as high as 44 points with eight minutes to go in the game.
- Four ASU players reached double figures, led by center Chad Prewitt with 20. Wesley and Terrell Lyday led BYU with 11 points apiece while Nielsen added nine points and a season-high nine rebounds. Lyday went 3-17 from the floor and Wesley 3-15 as BYU made only 15 of their 59 field goal attempts.
- The 28-point loss was BYU's fourth-worst scoring deficit suffered during Cleveland's tenure at BYU and the worst loss he has suffered since. The 2000-01 team went on to win the Mountain West and earn an NCAA berth. Cleveland's other large-deficit defeats were during his first two seasons rebuilding after taking over BYU's 1-25 program. BYU lost by 31 at Washington State in only his second game, and lost by 30 at home to Penn State in his fifth game. BYU lost by 31 at Oregon in the sixth game of his second season.

WHAT THE COACHES HAD TO SAY ...

ASU HEAD COACH ROB EVANS:

"I felt like our guys were really ready to play. It's the way they practiced (had one week to prepare for the game). They keep getting better defensively. This is the second-best defensive effort of one of my ball clubs."

BYU HEAD COACH STEVE CLEVELAND:

"Everything that could go wrong went wrong. Arizona State just dominated us in every facet of the game."



2002-03 BYU NUMERICAL ROSTER

NO.	NAME	POS.	HT.	WT	YR.	EXP.	HOMETOWN (PREVIOUS SCHOOL)	PLAYER NOTE
2	Travis Hansen	G/F	6-6	210	Sr.	2L	Orem, Utah (Utah Valley State College)	Leads BYU in scoring (17.5), second in rebounds (6.5)
3	Mark Bigelow	F/G	6-7	195	Jr.	2L	Olympia, Wash. (Olympia HS)	Second-leading scorer (15.0) had 19 vs. Rice Saturday
4	Luiz Lemes	G	6-3	180	Jr.	TR	Sao Paulo, Brazil (E. Oklahoma State)	JC Transfer shot 47 percent at Eastern Oklahoma State
5	Jake Shoff	F/C	6-9	265	Jr.	TR	Alpine, Utah (Weber State)	Played in two games after missing time with back injury
10	Terry Nashif	G	5-10	165	So.	1L	Vancouver, Wash. (Evergreen HS)	Had career bests of 10 points, 5 rebounds, 5 assists vs. Rice
14	Ricky Bower	G	6-4	185	Jr.	TR	Meridian, Idaho (Wisconsin)	Practice time limited early by injuries; great shooter
15	John Allen	F	6-7	215	So.	1L	Houston, Texas (Mayde HS)	Returned missionary is playing significant role off the bench
24	Kevin Woodberry	G	6-0	170	Jr.	TR	Phoenix, Ariz. (Dixie State College)	JC Transfer helped Dixie State to NJCAA title last year
32	Bart Jepsen	F	6-9	235	Jr.	2L	Roswell, N.M. (Roswell HS)	Played every game last year, tied career high 7 pts vs. Rice
40	Dan Howard	C	7-0	225	Jr.	2L	Kaysville, Utah (Davis HS)	Played key role late last year; career-best 11 pts vs. Toledo
52	Jared Jensen	F/C	6-9	250	So.	1L	West Haven, Utah (Fremont HS)	MWC Co-Freshman of the Year averaged 16.5 last week
55	Rafael Araujo	C	6-11	265	Jr.	TR	Sao Paulo, Brazil (Arizona Western College)	JC Transfer was NJCAA All-American at Arizona Western

PLANNING TO REDSHIRT

12	Marc Roberts	G	6-3	205	So.	1L	Provo, Utah (Timpview HS)	Returned missionary a likely redshirt this season
13	Austin Ainge	G	6-1	175	Fr.	HS	Gilbert, Ariz. (Highland HS)	Returned missionary plans to redshirt / out - broken thumb
34	Jermaine Odjegba	G	6-5	190	Fr.	HS	Lake Park, Fla. (Palm Beach Gardens HS)	True freshman plans to redshirt

Head Coach: Steve Cleveland , UC Irvine, 1976 (sixth season)

Associate Head Coach: Dave Rose, Houston, 1983

Assistant Coaches: Andy Toolson, BYU, 1990; John Wardenburg, BYU, 1986

Director of Basketball Operations: Nate Call, BYU, 1993

BYU PLAYER SEASON/CAREER HIGHS

#	PLAYER	POINTS	REBOUNDS	ASSISTS (^ BLOCKS)
2	HANSEN, Travis Career:	22 vs. Toledo 30 at Pepperdine (2002)	12 vs. St. Bonaventure 17 at Pepperdine (2002)	5 vs. Toledo same (three times)
3	BIGELOW, Mark Career:	18 vs. Kansas State 33 at Washington State (1998-99)	5 vs. Toledo 14 (twice- 1998-99)	4 vs. Kansas State 6 (twice-1998-99)/(9 steals, BYU record)
4	LEMES, Luiz Career:	7 vs. Rice same	2 vs. Rice same	2 vs. Rice same
5	SHOFF, Jake Career:	2 vs. St. Bonaventure same	4 vs. Kansas State same	- -
10	NASHIF, Terry Career:	10 vs. Rice same	5 vs. Rice same	5 vs. Rice same
12	ROBERTS, Marc Career:	- 6 at CSU (1999-00)	- 2 vs. CSU (1999-00)	- 2 at Wyoming (1999-00)
14	BOWER, Ricky Career:	10 vs. Toledo same	5 vs. St. Bonaventure same	2 vs. Kansas State same
15	ALLEN, John Career:	5 vs. Toledo, K-St, St. Bonaventure 10 at Notre Dame (1999-00)	4 vs. St. Bonaventure same	1 vs. Toledo, Rice same (three times) / ^ 1 vs. So. III. (99-00)
24	WOODBERRY, Kevin Career:	10 vs. Rice same	3 vs. Toledo same	3 vs. Kansas State / (3 steals vs. Rice) same
32	JEPSEN, Bart Career:	7 vs. Rice same (three times)	2 vs. Rice 9 vs. Washington (1997-98)	- 2 - twice / ^ 3 vs. UTEP (1998-99)
40	HOWARD, Dan Career:	11 vs. Toledo same	2 vs. Toledo, Kansas State 7 at SDSU (2002)	1 vs. Kansas State same (twice) / ^ 2 - twice (2002)
52	JENSEN, Jared Career:	18 vs. Rice 20 at Air Force (2002)	6 vs. St. Bonaventure 10 vs. Creighton, CSUN (2002)	- 2 vs. Creighton/ ^ 2 (3 times)
55	ARAUJO, Rafael Career:	9 vs. Kansas State same	10 vs. St. Bonaventure same	3 vs. Rice / ^ 2 vs. SBU/ (3 steals vs. Rice) same



2002-03 BYU STARTING LINEUPS

Opp.	PG	SG	SF	PF	C
v. Toledo	Woodberry	Hansen	Bigelow	Jensen	Araujo
v. KSU	Woodberry	Hansen	Bigelow	Jensen	Araujo
v. SBU	Woodberry	Bower	Bigelow	Hansen	Araujo
RICE	Woodberry	Hansen	Bigelow	Jensen	Araujo

BYU STARTING LINEUP RECORD

Woodberry, Hansen, Bigelow, Jensen, Araujo	3-0
Woodberry, Bower, Bigelow, Hansen, Araujo	1-0

BREAKDOWN BY CLASS

SENIORS (1)

Travis Hansen	G/F	6-6
---------------	-----	-----

JUNIORS (8)

Kevin Woodberry	G	6-0
Luiz Lemes	G	6-3
Ricky Bower	G	6-4
Mark Bigelow	F/G	6-7
Jake Shoff	F	6-9
Bart Jepsen	F	6-9
Rafael Araujo	C	6-11
Dan Howard	C	7-0

SOPHOMORES (4)

Terry Nashif	G	5-10
Marc Roberts	G	6-3
John Allen	F	6-7
Jared Jensen	F/C	6-9

FRESHMAN (2)

Austin Ainge	G	6-1
Jermaine Odjegba	G	6-5

BREAKDOWN BY GEOGRAPHY

UTAH (5)

Travis Hansen	Orem
Jake Shoff	Alpine
Dan Howard	Kaysville
Jared Jensen	West Haven
Marc Roberts	Provo

ARIZONA (2)

Kevin Woodberry	Phoenix
Austin Ainge	Gilbert

BRAZIL (2)

Luiz Lemes	Sao Paulo
Rafael Araujo	Sao Paulo

WASHINGTON (2)

Mark Bigelow	Olympia
Terry Nashif	Vancouver

FLORIDA (1)

Jermaine Odjegba	Lake Park
------------------	-----------

IDAHO (1)

Ricky Bower	Meridian
-------------	----------

NEW MEXICO (1)

Bart Jepsen	Roswell
-------------	---------

TEXAS (1)

John Allen	Houston
------------	---------

2002-03 ROSTER BREAKDOWN

STARTERS RETURNING (3)

Travis Hansen	G/F	6-6	(15.6 ppg, 6.2 rpg)
Mark Bigelow	F/G	6-7	(14.9 ppg, 2.7 rpg)
Jared Jensen	F/C	6-9	(8.6 ppg, 3.5 rpg)

STARTERS LOST (2)

Eric Nielsen	F	Sr.	(10.0 ppg, 5.1 rpg)
Matt Montague	G	Sr.	(6.2 ppg, 4.2 rpg, 7.2 apg)

LETTERWINNERS RETURNING (8)

Travis Hansen	G/F	6-6	(15.6 ppg, 6.2 rpg)
Mark Bigelow	F/G	6-7	(14.9 ppg, 2.7 rpg)
Jared Jensen	F/C	6-9	(8.6 ppg, 3.5 rpg)
Dan Howard	C	7-0	(1.8 ppg, 2.2 rpg)
Bart Jepsen	F	6-9	(0.9 ppg, 1.4 rpg)
Terry Nashif	G	5-10	(0.5 ppg, 0.4 rpg, 0.5 apg)
John Allen	F	6-7	(1.9 ppg, 1.2 rpg in 1999-2000)
Marc Roberts	G	6-2	(1.4 ppg, 0.5 rpg in 1999-2000)

LETTERWINNERS LOST (7)

Eric Nielsen	F	Sr.	(10.0 ppg, 5.1 rpg)
Matt Montague	G	Sr.	(6.2 ppg, 4.2 rpg, 7.2 apg)
Daniel Bobik	G	So.	(6.8 ppg, 2.2 rpg)
Jon Carlisle	C	So.	(2.4 ppg, 1.6 rpg)
Jimmy Balderson	G	Fr.	(4.0 ppg, 1.5 rpg)
Shawn Opunui	G	Fr.	(1.5 ppg, 1.0 rpg, 2.8 apg)
Jesse Pinegar	F	Fr.	(0.6 ppg, 0.4 rpg)

REDSHIRTS RETURNING (2)

Ricky Bower	G	6-4	Jr.	(Sat out last year after transferring from Wisconsin)
Jake Shoff	F/C	6-9	Jr.	(Sat out last year after transferring from Weber State)

NEWCOMERS (5)

Austin Ainge	G	6-1	Fr.	(Enrolling after serving mission right after high school)
Rafael Araujo	C	6-11	Jr.	(Signed out of Arizona Western College)
Luiz Lemes	G	6-3	Jr.	(Signed out of Eastern Oklahoma State College)
Kevin Woodberry	G	6-0	Jr.	(Signed out of Dixie State College)
Jermaine Odjegba	G	6-5	Fr.	(Joined team out of Palm Beach Gardens HS, Fla.)

RETURNING FROM LDS CHURCH MISSIONS (3)

Austin Ainge	G	6-1	160	Fr.	HS	(Served mission in Dominican Republic)
John Allen	F	6-7	210	So.	1L	(Served mission in El Salvador)
Marc Roberts	G	6-2	185	So.	1L	(Served mission in Argentina)

ON LDS CHURCH MISSIONS (4)

Garner Meads	F	6-8	Fr.	Serving mission in Edmonton, Alberta (returns for 2003-04 season)
Derek Dawes	C	6-11	So.	Serving mission in New Hampshire (returns for 2003-04 season)
Jimmy Balderson	G	6-6	So.	Serving mission in Micronesia, Guam (returns for 2004-05 season)
Sam Burgess	G	6-3	So.	Serving mission in Spokane, Wash. (returns for 2004-05 season)



BYU MARGIN OF VICTORY/DEFEAT

	WINS	LOSSES
1 point		
2 points		
3 points		
4 points		
5 points		
6 points		
7 points		
8 points		
9 points	2	
10 points		
11 points		
12 points		
13 points		
14 points		
15 points	1	
16-19 points		
20-24 points		
25-29 points		
30-plus points	1 (39)	

BYU'S RECORD WHEN ...

BYU scores 100 or more points	.0-0
BYU scores between 90-99 points	.1-0
BYU scores between 80-89 points	.0-0
BYU scores between 70-79 points	.2-0
BYU scores between 60-69 points	.1-0
BYU scores below 60 points	.0-0
Opponent scores 90 or more points	.0-0
Opponent scores between 80-89 points	.0-0
Opponent scores between 70-79 points	.0-0
Opponent scores between 60-69 points	.1-0
Opponent scores between 50-59 points	.3-0
Opponent scores below 50 points	.0-0
BYU leads at half	.2-0
Opponent leads at half	.2-0
Score tied at half	.0-0
BYU leads with 5 minutes left	.4-0
Opponent leads with 5 min. left	.0-0
BYU leads with 1 minute left	.4-0
Opponent leads with 1 min. left	.0-0
Score tied with 1 minute left	.0-0
Game goes into overtime	.0-0
BYU shoots 50 % or better	.1-0
Opponent shoots 50 % or better	.0-0
BYU out shoots opponent	.4-0
Opponent out shoots BYU	.0-0
BYU out rebounds opponent	.4-0
Opponent out rebounds BYU	.0-0
BYU and opponent tie in rebounds	.0-0
vs. top-25 ranked opponent	.0-0
vs. 2002 conference champions	.0-0
vs. 2002 postseason teams	.1-0

MORE POINTS ON POINTS ...

WHEN BYU SCORES: (CLEVELAND ERA)

Points	Record
100 or above	2-0 (1.000)
90-99	6-0 (1.000)
80-89	23-4 (.852)
70-79	31-15 (.674)
60-69	24-23 (.511)

WHEN BYU ALLOWS: (CLEVELAND ERA)

Points	Record
40-49	15-0 (1.000)
50-59	30-3 (.909)
60-69	26-12 (.684)
70-79	16-30 (.348)

LAST OUTING - COUGARS CRUISE IN WIN OVER RICE

Scoring 95 points against Rice Saturday, BYU improved to 8-0 under Steve Cleveland when the Cougars have scored 90 or more points. BYU defeated Rice 95-56 thanks to an 18-1 first-half run that blew the game open. Saturday's 39 point victory over Rice is the largest win for the Cougars since BYU defeated Fort Lewis College by 49 points on Dec. 12, 2001. The last time BYU outscored its opponent by more than 30 points was against Elon College on Nov. 21, 2000 when the Cougars won by 37 points (100-63). The Cougars posted their best first half performance of the season against Rice Saturday. The Cougars shot 71 percent from the field, their best performance in a half since Dec. 12, 2001 against Fort Lewis College when the Cougars shot 77.9 percent from the field in the second half. BYU was also 85 percent from behind the three-point line in the first half, going 6-7. BYU's 56 points in the first half a season high and the most first half points since BYU scored 50 on its way to a 101-53 win over Fort Lewis last year. BYU shot 62.3 percent for the game, including 53.8 percent on threes while holding Rice to 33.3 percent and 18.8 percent on threes.

BEST START SINCE 1991-92

After starting the season 2-0 for the fourth straight year, BYU was able to win its third contest for the first time since the 1991-92 season. At 4-0, BYU is off to its best start since the 1991-92 team won seven straight out of the gate. That team, like this year's team, was picked to finish fourth in the conference. The 1991-92 team went on to win the Western Athletic Conference title and finish 25-7 after losing to LSU and Shaquille O'Neal in the NCAA tournament.

HANSEN STARTS SENIOR SEASON STRONG

BYU's lone senior, guard Travis Hansen, is off to a strong start in his final campaign. He leads BYU in scoring (15.5 ppg) and assists (3.0 apg) and is second in rebounding (6.5 rpg), despite being ejected with 8:48 to go in BYU's win over Kansas State. Hansen is shooting 48.6 percent (18-37) from the floor, 62.5 percent (5-8) from behind the three-point line (which was extended to the experimental rules distance of 20 feet, 6 inches at the Paradise Jam), and 80.8 percent (21-26) from the free throw line.

RECORD DEFENSE

BYU set the Paradise Jam tournament record for fewest average points allowed by giving up only 59 points per game in its three tournament wins. The previous record was LaSalle's 62.7 points allowed over three tournament games last year. In the championship game, BYU held St. Bonaventure, who came into the title showdown having scored 91 and 89 points in its first two games, to 57 points and 28 percent shooting. BYU held Toledo to 34.6 percent shooting and 56 points and allowed only 40.4 percent shooting and 64 points by Kansas State. Combined, BYU's Paradise Jam opponents shot 33.9 percent from the floor, including 31.8 percent on threes.

MORE DEFENSE

BYU has held three of its four opponents below 35 percent shooting (Kansas State .404) and last week held St. Bonaventure to 28.1 percent and Rice to 33.3 percent (combined .305). BYU has held all four opponents below 30 percent shooting in the second half this year. BYU has held three of its four opponents this year under 60 points (Kansas State scored 64). BYU is 45-3 under Steve Cleveland when holding its opponents below 60 points. Against Rice Saturday, BYU held 2002 WAC Freshman of the Year forward Michael Harris, who came in averaging 13.7 points and 10.3 rebounds, including a 14-point, 10-rebound night on 7-10 shooting at Stanford, to 11 points and four boards.

PLAYER PERSONNEL

BYU coach Steve Cleveland is expected to play a larger rotation this year with a deeper bench available. With junior forward Jake Shoff seeing his first playing time of the year against Kansas State, all 12 players who are expected to play this year have already received playing time. Shoff hadn't played in any of BYU's exhibition contests or the opening game with Toledo due to back problems. He has had limited practice time as well since practices started in October. Sophomore guard Marc Roberts has not played to keep a redshirt opportunity available while freshmen guards Austin Ainge and Jermaine Odjegba are using the season to redshirt. Ainge did not make the trip to the Virgin Islands after breaking his thumb during practice the night before the team's departure. He had surgery in Phoenix last week and isn't expected to practice for 6-8 weeks.

FROM BEHIND ARC

BYU has shot 50 percent or better from three-point range in three of four games this year. All eight players to attempt a three have connected, with six players making 50 percent or better. Among those six, Mark Bigelow is 7-13, Travis Hansen 5-8, Ricky Bower 3-4, John Allen 3-5, Luiz Lemes 1-2 and Bart Jepsen 1-1. Kevin Woodberry is 4-16 and Terry Nashif 2-5 from three point range. After going 2-14 on threes at the Paradise Jam, Woodberry connected on both his attempts at home Saturday vs. Rice. BYU played at the experimental three-point distance of 20 feet, six inches during the Paradise Jam. BYU is shooting 48.1 percent (26-54) as a team on threes.



MEDIA RELATIONS INFORMATION

Basketball Contact: Brett Pyne
 Office Phone: (801) 422-4912
 Cell Phone: (801) 367-1631
 Home Phone: (801) 796-6867
 E-Mail: brett_pyne@byu.edu
 Assoc. AD/Director: Duff Tittle
 Office Phone: (801) 422-8948
 Home Phone: (801) 227-0746
 Email: duff_tittle@byu.edu
 Media Relations Fax: (801) 422-0633
 Pressrow Phone: (801) 378-3675
 Mailing Address: 30 SFH, Provo, UT 84602-2239

UNIVERSITY INFO

Location: Provo, Utah (84602)
 Founded: Oct. 15, 1875
 Elevation: 4,553 feet
 Enrollment: 32,122 (daytime)
 Nickname: Cougars
 Mascot: Cosmo
 Colors: Dark Blue, White and Tan
 Arena (Capacity): Marriott Center (22,700)
 Affiliation: NCAA Division I
 Conference: Mountain West Conference
 President: Merrill J. Bateman (Utah, 1960)
 Men's Athletics Director: Q. Val Hale (BYU, 1981)
 Athletic Website: byucougars.com
 Tickets: 378-BYU1 or 1-800-322-BYU1

COACHING STAFF

Head Coach: Steve Cleveland
 Alma Mater (year): UC-Irvine (1976)
 Record at school (years): 89-69 (6th year)
 Career record (years): (same)
 Office phone for head coach: 801-378-3612
 Best time/day to reach coach: Call SID
 Basketball Office Fax: (801) 378-5965
 Assistant coaches (Alma Mater/year)
 Dave Rose (Houston, 1983)
 Andy Toolson (BYU, 1990)
 John Wardenburg (BYU, 1986)
 Director of Basketball Operations:
 Nate Call (BYU, 1993)

TEAM INFO

2001-2002 Overall Record: 18-12
 Conference record/finish: 7-7 (T-4th)
 2002 Postseason: (1-1)
 NIT second round - lost at Memphis
 2002 Final Ranking: N/A
 Starters Returning/Lost: 3/2
 Lettermen Returning/Lost: 8/7
 Redshirts Returning: 2
 Newcomers: 5

HISTORY – CELEBRATING 100 YEARS

First Year of Basketball: 1903
 Overall All-Time Record: 1429-922 (.608)
 Conference Championships: 25 (last 2001)
 Postseason Appearances (record): 28 (23-29)
 Total NCAA Appearances (Record): 19 (11-22)
 Last NCAA Appearance: 2001
 Result: (0-1) Lost, NCAA First Round in San Diego vs. Cincinnati, 84-59
 Total NIT Appearances (Record): 9 (12-7)
 Last NIT Appearance: 2002
 Result: (1-1) Def. UC Irvine, 78-53
 Lost, at Memphis, 80-69

COUGARS BOAST STRONG SCHEDULE

Seventeen games against teams who qualified for postseason play last year and spots in the University of The Virgin Islands Paradise Jam (U.S. Virgin Islands) and Touchstone Energy All-College Classic (Oklahoma City) highlight BYU's 2002-03 men's basketball schedule. BYU's non-conference schedule includes teams from 10 different conferences. Overall, 12 teams earned post-season bids last season, seven advancing to the NCAA tournament and five playing in the NIT. Six teams earned a conference regular season or league tournament title and 12 placed in the top three in their league standings. In all, the schedule includes a total of 29 regular season games and two exhibitions. The Cougars will play 14 regular season games in the Marriott Center, where BYU owns the nation's longest active home-court victory streak at 36 games. Excluding the MWC Tournament, BYU plays 15 road games, including 11 away contests and four neutral site games. The 2003 MWC Tournament takes place March 12-15 at the Thomas and Mack Center in Las Vegas. The Pac-10, Big 12, Atlantic 10, Big Sky, Big West, Mid-American, Mid-Continent, Missouri Valley, West Coast and Western Athletic are represented on the non-league schedule. Nine teams -- Arizona State, Creighton, San Diego, UC Santa Barbara, San Francisco, Utah State, Southern Utah, Weber State and Pepperdine -- were also on last year's nonconference schedule. BYU earned a 6-3 record in those games, losing at UCSB and dropping overtime games at both Utah State and Pepperdine.

"This year's preseason and conference schedule will be the toughest and most challenging we've encountered since my arrival at BYU. All of our games in the preseason will be against veteran teams, many with postseason experience, and eight of those games will be on the road. This is definitely the strongest and most competitive the Mountain West has been since its formation."
 – BYU Coach Steve Cleveland

BYU ON TELEVISION

The Cougars will be featured in 15 television broadcasts in 2002-03, including five times as part of the Mountain West Conference television package with ESPN. BYU will appear on ESPN2 vs. Oklahoma State in the Touchstone Energy All-College Classic in Oklahoma City on Jan. 4 and on ESPN "Big Monday" at Utah on Feb. 24. BYU appears three times on ESPN+Plus, hosting Utah Jan. 25 and New Mexico Feb. 1 before facing reigning MWC champion Wyoming in Laramie on Feb. 8. BYU will also be featured in nine SportsWest Production telecasts and on Fox Sports Net Arizona. The Mountain West Conference television agreement with ESPN will provide 32 national and regional television broadcasts on ABC, ESPN, ESPN2 and ESPN+Plus in 2002-03, including 14 appearances on ESPN, two on ESPN2, two on ABC and 12 on ESPN+Plus as the featured "Mountain West Conference Game of the Week". ESPN+Plus games in Utah are aired on KJZZ-TV, channel 14. An additional 20 MWC games are scheduled to be aired on SportsWest as point-to-point broadcasts by local affiliates, while local institutional packages will add a minimum of another 19 games in 2002-03. For the fourth consecutive season every game of the EAS Mountain West Conference Men's Basketball Championship will be televised by ESPN or ESPN+Plus.

HOME WINNING STREAK

BYU has a 37-game home court winning streak. The streak, which is a school record topping the 24 straight won between March 1994 and January 1996, is the longest current streak in the nation. BYU went 16-0 at home last season and was 15-0 the prior year. BYU has had a perfect home record seven times since the Marriott Center opened for the 1971-72 season. The past two years, however, marks the first time it has happened in back-to-back seasons. Last year's team tied the BYUsingle-season record with 16 home wins and was only the fourth Cougar squad to win more than 14 home games in a season. The 1987-88 Ladell Andersen squad went 16-2 in the Marriott Center. BYU's last home loss was on Feb. 17, 2000 when New Mexico edged the Cougars 78-74. BYU has won 17 straight at home over MWC teams. BYU has defeated 28 straight nonconference opponents in the Marriott Center. The last non-league foe to win in Provo was the California Bears, who edged BYU 71-70 on Dec. 19, 1998.

BREAKING THROUGH ON THE ROAD

While BYU owns the nation's longest active home winning streak at 37 games, the Cougars also finished last season having lost their last 10 games away from the Marriott Center, including two overtime defeats. BYU snapped that streak with its three wins at the Paradise Jam – BYU's first win streak away from home since the end of the 2001 season. The three wins at the Paradise Jam gave BYU one more victory than all of last year away from home. Last year's road wins were a neutral court 81-76 upset over No. 13 Stanford at the Las Vegas Showdown on Dec. 22, 2001 and a season-opening win at San Diego, 70-59, on Nov. 17. In true away games, BYU has lost its last 11 straight games on an opponents home court since the win at San Diego. BYU gets its first chance to end that streak this year when it faces Arizona State Wednesday in Tempe.

NEUTRAL RECORD

BYU is 12-7 on a neutral court under Steve Cleveland. Last year BYU was 1-1 on a neutral floor. Prior to the Paradise Jam, BYU's last neutral court game was a 62-51 loss to San Diego State at the 2002 MWC Tournament. BYU's prior neutral win was over No. 13 Stanford, 81-76, at the Las Vegas Showdown. The Cougars have won seven of their last nine neutral court contests.



THE LAST TIME BYU HAD ...

4 PLAYERS SCORE IN DOUBLE FIGURES

11/30/02 vs. Rice Bigelow (19),
Jensen (18), Woodberry (10), Nashif (10)

5 PLAYERS SCORE IN DOUBLE FIGURES

12/28/00 at Weber State Wesley (18), Whiting
(15), Lyday (14), Hansen (12), Nielsen (12)

A PLAYER RECORD A DOUBLE-DOUBLE

11/25/02 vs. St. Bonaventure
Travis Hansen 12 points, 12 rebounds

TWO PLAYERS RECORD A DOUBLE-DOUBLE

1/23/99 vs. CS Northridge
Mark Bigelow 23 points, 11 rebounds
Nathan Cooper 15 points, 10 rebounds

TWO DOUBLE-DIGIT REBOUNDERS

11/25/02 vs. St. Bonaventure (at Paradise Jam)
Travis Hansen-12, Rafael Araujo-10

TWO PLAYERS FOULED OUT

11/22/02 vs. Toledo
Jared Jensen and Rafael Araujo

THREE PLAYERS FOULED OUT

12/22/00 vs. Iowa State (@Laie, Hawaii)
Nate Knight, Mekeli Wesley, Trent Whiting

A PLAYER EJECTED FROM THE GAME

11/23/02 vs. Kansas State
Travis Hansen (2 technical fouls)

TWO PLAYERS SCORED 20+ POINTS

12/1/01 at Utah State
Travis Hansen-26; Mark Bigelow-21

TWO PLAYERS SCORED 25+ POINTS

3/1/01 at New Mexico
Terrell Lyday-26; Mekeli Wesley-25

A PLAYER SCORED 30+ POINTS

1/5/02 at Pepperdine
Travis Hansen-30

A PLAYER WITH 5 STEALS

1/2/02 vs. San Francisco – Matt Montague

A PLAYER HAD DOUBLE-DIGIT ASSISTS

3/14/02 vs. UC Irvine
Matt Montague-12

A PLAYER 100% AT FT LINE (MIN. 8 ATTS)

3/2/02 at Colorado St. - Jared Jensen (8-8)

A PLAYER 100% FROM FLOOR (MIN. 5 ATTS)

11/30/02 vs. Rice
Jared Jensen (6-6)

A PLAYER 100% ON TREYS (MIN. 3 ATTS)

3/20/02 at Memphis – Daniel Bobik (4-4)

CELEBRATING 100 YEARS OF BASKETBALL

BYU is celebrating 100 years of basketball. Since the first season of BYU basketball in 1903, BYU entered this season having achieved a 1428-922 (.608) overall record with 21 different coaches at the helm. The combined efforts of these men have provided the Cougars with 80 winning seasons in 100 years. BYU has won 25 conference titles and made 28 postseason tournament appearances with 19 NCAA bids and nine NIT berths. The Cougars won the 1951 and 1966 NIT titles and advanced to the Elite Eight of the NCAA tournament in 1981, highlighted by Danny Ainge's length-of-the-court dash to defeat Notre Dame at the buzzer. Ainge was named the nation's top player as the John Wooden Award and Eastman Award winner. Twenty-three players have received All-America recognition while NBA teams have selected a Cougar 41 times in its annual draft. BYU has the nation's 11th longest rivalry, dating back to 1909, against the University of Utah. BYU and Utah have the 10th longest rivalry in terms of games played with 232 contests. Amazingly, the series is tied at 116-116. For more information on BYU's 100-year history, please consult the 2002-03 BYU media guide.

HANSEN, BIGELOW EARN PARADISE JAM AWARDS

Leading BYU to the University of the Virgin Islands Paradise Jam title, Travis Hansen and Mark Bigelow were named to the Paradise Jam All Tournament Team. Others selected to the team were Pervis Pasco of Kansas State, Nick Moore of Toledo, Terry Taylor of Virginia Tech and tournament MVP Marques Green of St. Bonaventure.

PARADISE JAM OFFERED OFF COURT MEMORIES

During their week in the Virgin Islands, the Cougars were able to do more than just win three games to claim the Paradise Jam title. While the coaches and players weren't able to fully take advantage of the beautiful beaches and other opportunities available on St. Thomas, the team was able to go on a Catamaran Tour, that included snorkeling, the day before its first game. One of the highlights of the trip was on Sunday. With BYU not practicing or playing that day, the entire team and extended traveling party attended church services at the local branch of the Church of Jesus Christ of Latter-day Saints. The Cougar contingency helped boost the branch attendance from its usual 20-25 to 138. It was the largest group to ever attend church services in the branch. Later that evening, the entire team returned to participate in a church fireside. During the day, BYU coach Steve Cleveland, Travis Hansen, Mark Bigelow, Dan Howard, Terry Nashif and Ricky Bower all spoke and the entire team mingled and spent time with the local members. Many church members attended BYU's games during the week, giving the Cougars a nice fan base in the 3,000-seat Sports and Fitness Center. BYU, along with the other teams in the Paradise Jam, participated in the Paradise Jam Dockside Jamboree on the evening before the tournament began. The festival, located near the dock where cruise ships come to port, included local bands, steel drum bands, mocko jumbies, local food, arts, crafts and shopping. The players had opportunities to sign autographs and Coach Cleveland was able to talk about the team and university on a live radio program being broadcast remotely from the event.

BYU VS. ITS CONFERENCE PEERS

BYU is picked to finish fourth this year in the Mountain West Conference. BYU has won 58 percent (418-299) of its games vs. its MWC opponents. As an overall athletic program, BYU has dominated the Mountain West, winning 63 percent of the titles in the league's first three seasons.

COUGARS SIGN COMBO GUARD MICHAEL ROSE

During the early signing period in November, BYU signed Michael Rose, a 6-foot-1 combo guard out of Spring Woods High School in Houston Texas. A four-year starter, Rose averaged 16.3 points, five rebounds and three assists playing shooting guard as a junior. A preseason All Greater Houston First Team selection, Rose will play point guard his senior season. He has earned first-team All-District 21 5A honors the past two seasons and was the team MVP in 2002. He has helped his team to second-place District 21 finishes the past two years. In his first season, he was named District 21 Freshman of the Year. Rose has played four years on the Houston Hoops summer AAU team that also features top-five recruits Ndidi Eby and Kendrick Perkins. As the team's starting shooting guard, Rose averaged 14 points and helped the team earn a No. 1 national rating for much of the summer. The team placed second at two of the nation's larger invitational tournaments, finishing as the runner-up at both the Nike Peach Jam in Augusta, Ga., and Nike Super Showcase in Orlando, Fla. A great shooter, Rose is one of the 16 finalists still alive in Cuttino Mobley's Clutch City Shootout. Sponsored by the Houston Rockets and generating more than 300 participants, the Shootout allows Houston-area 4A and 5A high school basketball players the opportunity to compete in a series of three-point shooting contests. Rose is scheduled to shoot at halftime of the Rockets' Jan. 13 game. Earlier this month, he connected on 14 consecutive three-point shots during a scrimmage while scoring 56 points. Rose possesses a strong academic resume, ranking second in his class of 365 seniors. He was recruited by Houston, St. Louis, Utah State, Colorado State, Texas Christian, Texas A&M, Tennessee and Illinois. With guard Travis Hansen being the only senior on this year's roster, Rose is expected to be the only player to sign with BYU during the early signing period. He is the nephew of BYU Associate Head Coach Dave Rose.



BRIGHAM YOUNG UNIVERSITY COUGAR BASKETBALL 2002-2003



With some talented new additions and more depth at nearly every position, the 2002-03 BYU men's basketball team is poised to challenge for the Mountain West Conference title and its second NCAA tournament invite in the last three years.

Coming off its third straight postseason tournament appearance, the 2002-03 Cougars have significantly more experience than last year's team, which achieved an 18-12 record and advanced to the second round of the National Invitation Tournament despite returning only one starter and boasting just two seniors and one junior. In contrast, this year's roster includes nine upperclassmen among eight returning lettermen and five transfers.

BYU coach Steve Cleveland will again rely on the talents of returning starters Travis Hansen, a second-team All-Mountain West Conference guard, Mark Bigelow, an honorable mention All-MWC forward, and center Jared Jensen, the MWC Co-Freshman of the Year. Hansen, the lone senior on the roster, returns as the team's leading scorer (15.6 ppg) and rebounder (6.2 rpg). Bigelow, the 1999 Western Athletic Conference Freshman of the Year, was the team's second-leading scorer (14.9 ppg) despite fighting through conditioning issues in his first season back from a two-year LDS Church mission. Jensen started 25 of 30 games in his first season and averaged 8.6 points while showing significant potential as a scorer in the post.

Junior combo guard Ricky Bower, a 6-foot-4 transfer from Wisconsin, and junior forward Jake Shoff, a 6-foot-9 transfer from Weber State, will get their chance to play after sitting out last season because of transfer rules. Bower is considered among the team's best shooters and is expected to play a significant role on the perimeter, while Shoff was Weber State's leading rebounder (6.0) as a sophomore.

Three highly regarded junior college transfers signed with the Cougars this year and should have an impact on the perimeter and in the post. Rafael Araujo, a 6-foot-11, 265-pound center from Sao Paulo, Brazil, earned second-team NJCAA All-America honors at Arizona Western College last year. Point guard Kevin Woodberry led Dixie State College to the NJCAA national title, while Luiz Lemes, also from Sao Paulo, was a first-team NJCAA Region 2 combo guard from Eastern Oklahoma State College.

In all, BYU's roster includes one senior, eight juniors, four sophomores and two freshman. Ten players have earned Division I letters, eight with the Cougars, while three bring strong junior college credentials.

POINT GUARDS

13	Austin Ainge	G	6-1	175	Fr.
14	Ricky Bower	G	6-4	185	Jr.
4	Luiz Lemes	G	6-3	180	Jr.
10	Terry Nashif	G	5-10	165	So.
24	Kevin Woodberry	G	6-0	170	Jr.

SHOOTING GUARDS

14	Ricky Bower	G	6-4	185	Jr.
2	Travis Hansen	G/F	6-6	210	Sr.
4	Luiz Lemes	G	6-3	180	Jr.
34	Jermaine Odjegba	G	6-5	190	Fr.
12	Marc Roberts	G	6-3	205	So.

POINT GUARD

Bower, Woodberry (6-foot, 170-pound junior), and Lemes (6-foot-3, 175-pound junior) could all play a role at the point. Woodberry is a true point guard and strong defender while Bower and Lemes are combo guards who could also see time at the shooting guard spot. Woodberry, a Phoenix, Ariz., native, led Dixie State College to a 34-3 record and the 2002 NJCAA National Championship as a second-team All-Scenic West Athletic Conference selection. Woodberry led the Rebels in assists (3.6), steals (2.0), three-point field goals (73) and free throw percentage (.815). He shot 41.2 percent from the floor, including 41 percent on threes, while averaging 11.4 points and 2.9 rebounds per contest. Bower was considered one of the Cougars' top players in practice last year during a redshirt season. He is an excellent shooter and tough competitor who shot 44 percent from three-point range and 81 percent from the free throw line as a sophomore at Wisconsin while scoring 4.3 points per game. Lemes shot 47 percent from the floor, 40



percent on threes, and 76 percent from the free throw line as Eastern Oklahoma's second-leading scorer at 15.1 points per game. He led the team in steals (2.2) and was second in assists (3.6) while playing strictly the two-guard last year after playing primarily the point his freshman season. During his two seasons at Eastern Oklahoma State College (Wilburton, Okla.), Lemes led the Mountaineers to back-to-back Region 2 Tournament runner-up finishes with records of 23-8 and 25-7. Returning reserve Terry Nashif (5-foot-10 sophomore) is a true point who played in 21 games last year in limited action. Austin Ainge (6-foot-1 freshman), son of BYU All-American Danny Ainge, is a heady floor leader and strong shooter who returned from a mission in August. If he doesn't redshirt in 2002-03, he will be another significant talent at the point.

SHOOTING GUARD

Hansen is an MWC Player of the Year candidate entering his final season. The senior was BYU's best player last year and should continue to improve in 2002-03. At 6-foot-6, Hansen is an extremely athletic player who can create his own shot or knock down the three. His explosiveness was evidenced by game highs of 30 points and 17 rebounds last year. Hansen shot 42 percent from three-point range and 76 percent from the line while totaling a team-leading 15.6 points and 6.2 rebounds per game. Lemes, who made 66 threes (2.1 per game) last season at Eastern Oklahoma, and Bower will also see time on the wing. Recently returned missionary Marc Roberts (6-foot-3 sophomore) and incoming freshman Jermaine Odjegba, a 6-foot-5 guard out of Lake Park, Fla., will add depth but could also redshirt.

SMALL FORWARD

Bigelow should return in better shape after a summer of condition and strength training. In his first year back from a two-year mission layoff, he showed signs of his potential with a 31-point performance in a win over Arizona State while averaging 14.9 points overall. As a freshman in 1999, he led BYU in scoring (15.0) and rebounding (6.3). A threat from long range, Bigelow led the Cougars last year in three-pointers made with 65 on 42 percent shooting and holds the BYU record for consecutive games with a trey (22). He made two or more threes in 18 games last year while also making 80 percent from the line. Hansen will likely swing to the three-position when Bigelow is out of the game, with Lemes or Bower playing two-guard. John Allen (6-foot-7 sophomore), who appeared in 18 games as a freshman, returns from a mission and has the ability to earn some time on the perimeter or in the post.

POWER FORWARD


Araujo and Jensen could both see time the four and five positions. At 6-foot-11, Araujo is a strong, physical player who runs the floor well and has range on the perimeter (14-49 from three-point range), while Jensen is developing the mid-range game he wasn't asked to use last year playing the five spot. Returning letterman Bart Jepsen, a 6-foot-9 junior, played in all 30 games last year off the bench, averaging 7.8 minutes per game. He runs the floor well and is able to make an impact defensively. Junior Jake Shoff, who sat out last year due to transfer rules, is a rebounding specialist who led Weber State on the boards (6.0) as a sophomore. A wide load at 265 pounds, Shoff has a nice shot as he added 7.6 points per game as a Wildcat while shooting 56 percent from the floor. Allen also could be a factor with his ability to extend out to the perimeter.

CENTER

Araujo, Jensen, Shoff and returning letterman Dan Howard (7-foot junior) could all see time at the five-position. Araujo led Arizona Western to a 28-3 record and No. 6 national ranking last year before losing in the finals of the NJCAA Region 1 Tournament. One of the top 10 junior college players in the country, he scored 17.9 points and grabbed 10.7 rebounds for the Matadors while shooting 57 percent from the floor, 28 percent on threes and 67 percent from the line. Araujo and Jensen are BYU's primary post-scoring threats while Howard is a defensive specialist who played a significant role during the latter part of last season. He averaged 3.4 points and 3.8 rebounds over the last nine games in 15.7 minutes of action. Overall, he averaged 1.8 points and 2.2 rebounds in 9.5 minutes.

SMALL FORWARDS

15	John Allen	F	6-7	215	So.
3	Mark Bigelow	F/G	6-7	195	Jr.
2	Travis Hansen	G/F	6-6	210	Sr.



POWER FORWARDS

15	John Allen	F	6-7	215	So.
55	Rafael Araujo	C	6-11	265	Jr.
52	Jared Jensen	F/C	6-9	250	So.
32	Bart Jepsen	F	6-9	235	Jr.
5	Jake Shoff	F/C	6-9	265	Jr.

CENTERS

55	Rafael Araujo	C	6-11	265	Jr.
40	Dan Howard	C	7-0	225	Jr.
52	Jared Jensen	F/C	6-9	250	So.
5	Jake Shoff	F/C	6-9	265	Jr.



KEVIN WOODBERRY / 6-0 • 170 • junior • point guard

CAPSULE: Kevin Woodberry is a true point guard and strong defender who helped Dixie State College (St. George, Utah) to a 34-3 record and the 2002 NJCAA National Championship ... A second-team All-Scenic West Athletic Conference selection, he led the Rebels in assists (3.6), steals (2.0), three-point field goals (73) and free throw percentage (.815) ... He distributes the ball well and can hit the jumper ... He played at Portland as a freshman.

2002-03: Kevin has started at the point in all four games and is coming off a season-high 10 points in BYU's win over Rice ... After making only 2-14 threes over the first three games, he was 2-2 vs. Rice from long range, including a half-court heave at the first half buzzer ... He had a season-high 3 steals vs. Rice but did not have an assist for the first game this year.



Kevin Woodberry – 2002-03 Game-by-Game

Opponent	Date	GS	Min	TOTAL			3-PTS			REBOUNDS			Avg	PF	FO	A	TO	Blk	Stl	Pts	Avg				
				FG	FGA	Pct	3FG	FGA	Pct	FT	FTA	Pct										Off	Def	Tot	
vs Toledo	11/22/02	*	29	2	7	.286	1	4	.250	0	0	.000	1	2	3	3.0	1	0	1	2	0	2	5	5.0	
vs Kansas State	11/23/02	*	25	0	3	.000	0	3	.000	2	4	.500	0	0	0	1.5	3	0	3	3	0	0	2	3.5	
vs St. Bonaventure	11/25/02	*	29	3	13	.231	1	7	.143	1	2	.500	0	1	1	1.3	2	0	2	3	1	2	8	5.0	
RICE	11/30/02	*	19	3	6	.500	2	2	1.000	2	2	1.000	0	2	2	1.5	1	0	0	2	1	3	10	6.3	
Totals			4	102	8	29	.276	4	16	.250	5	8	.625	1	5	6	1.5	7	0	6	10	2	7	25	6.3

Games played: 4
Points/game: 6.3
FG Pct: 27.6
3FG Pct: 25.0
FT Pct: 62.5

Rebounds/game: 1.5
Assists/game: 1.5
Turnovers/game: 2.5
Assist/turnover ratio: 0.6
Steals/game: 1.8
Blocks/game: 0.5

CAREER HIGHS:

POINTS: 10 vs. Rice
FG MADE: 3 vs. SBU, Rice
FG ATT: 13 vs. St. Bonaventure
FG%: .500 (3-6) vs. Rice
3FG MADE: 2 vs. Rice
3FG ATT: 7 vs. St. Bonaventure
3FG%: 1.000 (2-2) vs. Rice
FT MADE: 2 vs. Kansas State, Rice
FT ATT: 4 vs. Kansas State
FT %: 1.000 (2-2) vs. Rice
REB: 3 vs. Toledo
ASSISTS: 3 vs. Kansas State
STEALS: 3 vs. Rice
BLOCKS: 1 vs. SBU, Rice
MINUTES: 29 vs. Toledo, St. Bonaventure

TRAVIS HANSEN / 6-6 • 210 • senior • guard/forward

CAPSULE: Hansen is an MWC Player of the Year candidate entering his final season ... BYU's lone senior, he was the team's best player last year when he led the Cougars in scoring (15.6) and rebounding (6.2) ... He earned second-team All-MWC honors ... At 6-foot-6, he is an extremely athletic player who can create his own shot or knock down the three ... His explosiveness was evidenced by game highs of 30 points and 17 rebounds last year ... He is effective when slashing to the basket and has range from the three-point arc ... He shot 42.2 percent from three-point range last season ... His first season with the Cougars in 2000-01 he played a supporting role (5.5 ppg, 3.0 rpg) primarily due to a broken foot he suffered after earning a starting assignment ... He played his freshman year at Utah Valley State College before going on an LDS Church mission ... He sat out a year as a redshirt before joining the Cougars in 2000-2001.

2002-03: Hansen leads BYU in scoring (15.5) and assists (3.0) and is second in rebounding (6.5) ... He has had two of his top-five assist games this season with four assists vs. Rice and a career-tying 5 assists vs. Toledo ... Taking only seven shots and two free throw attempts, he failed to score in double figures for the first time this year with 9 points in BYU's last game, ending 11 straight double-digit games dating back to last season ... He has reach double figures in 27 of his last 34 games.



Travis Hansen – 2002-03 Game-by-Game

Opponent	Date	GS	Min	TOTAL			3-PTS			REBOUNDS			Avg	PF	FO	A	TO	Blk	Stl	Pts	Avg				
				FG	FGA	Pct	3FG	FGA	Pct	FT	FTA	Pct										Off	Def	Tot	
vs Toledo	11/22/02	*	32	7	12	.583	2	3	.667	6	6	1.000	4	4	8	8.0	3	0	5	2	0	0	22	22.0	
vs Kansas State	11/23/02	*	28	6	11	.545	2	2	1.000	5	8	.625	1	1	2	5.0	2	0	2	1	0	0	19	20.5	
vs St. Bonaventure	11/25/02	*	35	2	7	.286	0	2	.000	8	10	.800	6	6	12	7.3	1	0	1	8	1	1	12	17.7	
RICE	11/30/02	*	21	3	7	.429	1	1	1.000	2	2	1.000	2	2	4	6.5	2	0	4	1	1	1	9	15.5	
Totals			4	116	18	37	.486	5	8	.625	21	26	.808	13	13	26	6.5	8	0	12	12	2	2	62	15.5

Games played: 4
Points/game: 15.5
FG Pct: 48.6
3FG Pct: 62.5
FT Pct: 80.8

Rebounds/game: 6.5
Assists/game: 3.0
Turnovers/game: 3.0
Assist/turnover ratio: 1.0
Steals/game: 0.5
Blocks/game: 0.5

CAREER HIGHS:

POINTS: 30 at Pepperdine
FG MADE: 10 at Utah St, Pepp.
FG ATT: 19 at Pepperdine
FG%: .857 (6-7) at Weber St.
3FG MADE: 3 at USU, v. SDSU
3FG ATT: 6 vs. ASU
3FG%: 1.000 (2-2) v. Wyoming, at Memphis (2002), vs. K-State
FT MADE: 10 at Pepperdine
FT ATT: 15 at San Diego
FT %: 1.000 (10-10) at Pepp.
REB: 17 at Pepperdine
ASSISTS: 5 vs. UNLV, at Memphis (2002), vs. Toledo
STEALS: 3 vs. UC Irvine, at Memphis
BLOCKS: 2 at U. San Diego
MINUTES: 43 at CSU



MARK BIGELOW / 6-7 • 195 • junior • forward/guard

CAPSULE: Bigelow is an all-conference candidate and with player-of-the-year abilities ... Despite being hampered last season by conditioning in first year back from a two-year mission layoff, Bigelow showed signs of why he was BYU's best player prior to his mission ... He put on a 31-point performance in a win over Arizona State while averaging 14.9 points and earning honorable mention All-MWC recognition in 2001-02 ... Bigelow was BYU's leading scorer (15.0) and rebounder (6.3) and WAC Pacific Division Freshman of the Year and All-WAC Second Team in 1998-99 before going on a two-year LDS Church mission to Ft. Lauderdale, Fla. ... A threat from long range, Bigelow led the Cougars last year in three-pointers made with 65 on 42.2 percent shooting and set the BYU record for consecutive games with a trey (22) ... He is an excellent shooter and extremely intelligent player ... A gifted offensive player with a great mid-range game ... He moves well without the ball ... He had a career-high 33 points at Washington State and twice recorded highs of 14 rebounds in a game.

2002-03: Bigelow is the only Cougar to reach double digits in all four games and is second on the team at 15.0 ppg... He is second on the team in assists with 11, one behind Travis Hansen's 12 ... He has made a team-high seven threes, including two games with multiple threes, and has connected from long range in 11 straight games dating back to last season.



Mark Bigelow – 2002-03 Game-by-Game

Opponent	Date	GS	Min	TOTAL			3-PTS			REBOUNDS			PF	FO	A	TO	Blk	Stl	Pts	Avg					
				FG	FGA	Pct	3FG	FGA	Pct	FT	FTA	Pct									Off	Def	Tot		
vs Toledo	11/22/02	*	33	2	6	.333	1	1	1.000	7	10	.700	0	5	5	5.0	2	0	3	3	0	1	12	12.0	
vs Kansas State	11/23/02	*	35	6	12	.500	3	5	.600	3	4	.750	0	3	3	4.0	1	0	4	2	1	3	18	15.0	
vs St. Bonaventure	11/25/02	*	24	4	7	.571	1	3	.333	2	2	1.000	0	2	2	3.3	4	0	2	1	1	1	11	13.7	
vs RICE	11/30/02	*	22	7	10	.700	2	4	.500	3	4	.750	0	1	1	2.8	2	0	2	0	0	0	19	15.0	
Totals			4	114	19	35	.543	7	13	.538	15	20	.750	0	11	11	2.8	9	0	11	6	2	5	60	15.0

Games played: 4
Points/game: 15.0
FG Pct: .543
3FG Pct: .538
FT Pct: .750

Rebounds/game: 2.8
Assists/game: 2.8
Turnovers/game: 1.5
Assist/turnover ratio: 1.8
Steals/game: 1.3
Blocks/game: 0.5

CAREER HIGHS:

POINTS: 33 at Washington St.
FG MADE: 11 at Washington St.
FG ATT: 20 at Wash. St., CSUN
FG%: .800 (8-10) vs. UTEP
3FG MADE: 5 vs. La Tech, SUU
3FG ATT: 10 vs. CSUN
3FG%: .750 (3-4) at Wash. St.
FT MADE: 11 (twice)
FT ATT: 11 (twice)
FT %: 1.000 (11-11) (twice)
REB: 14 (twice)
ASSISTS: 6 (twice)
STEALS: 9 vs. Arizona (BYU record)
BLOCKS: 3 at UCSB, v. Creighton
MINUTES: 42 vs. Arizona

JARED JENSEN / 6-9 • 250 • sophomore • forward/center

CAPSULE: Jensen enters his sophomore season as a viable all-conference candidate ... He came to BYU as the most prized high school recruit from the state of Utah and proved why while earning MWC Co-Freshman of the Year honors in 2001-02 ... He is a talented offensive player in the low-post who can also score with his jumper ... He finished first in the Mountain West Conference with a team-leading 59.1 field goal percentage last year and was fourth on the team in scoring and rebounding at 8.6 points per game and 3.5 rebounds per contest ... He had season highs of 20 points and 10 rebounds while starting in 25 games ... With a year under his belt he should play a bigger role for the Cougars in 2002-03 ... At Fremont High School he earned the 2001 Deseret News Mr. Basketball Award, scoring 25.8 points and pulling down 13 rebounds per game.

2002-03: Last week Jensen shot 76.9 percent from the floor, making 10-of-13 attempts, and made 81.3 percent of his free throw attempts, going 13-for-16 from the line, to average a team-leading 16.5 points per game in BYU's victories over St. Bonaventure and Rice ...He didn't start vs. St. Bonaventure due to their guard-oriented pressing defense, but scored a team-high 15 minutes with 6 rebounds, including many key plays in the final minutes ... He returned to the starting lineup Saturday vs. Rice and had his third straight double-digit scoring game with 18 points in 18 minutes on 6-for-6 shooting while grabbing 5 boards ... He scored seven straight points to give BYU a 13 point lead as part of an 18-1 first-half run that blew open the game for the Cougars ... The last time a Cougar was perfect from the field with at least six attempts was Eric Nielsen on Feb. 24, 2001 at Utah when he also went 6-6 from the field.



Jared Jensen – 2002-03 Game-by-Game

Opponent	Date	GS	Min	TOTAL			3-PTS			REBOUNDS			PF	FO	A	TO	Blk	Stl	Pts	Avg					
				FG	FGA	Pct	3FG	FGA	Pct	FT	FTA	Pct									Off	Def	Tot		
vs Toledo	11/22/02	*	8	1	3	.333	0	0	.000	0	0	.000	0	1	1	1.0	5	1	0	1	0	0	2	2.0	
vs Kansas State	11/23/02	*	20	2	4	.500	0	0	.000	6	8	.750	0	5	5	3.0	4	0	0	0	1	0	10	6.0	
vs St. Bonaventure	11/25/02	*	21	4	7	.571	0	0	.000	7	8	.875	1	5	6	4.0	2	0	0	2	0	0	15	9.0	
vs RICE	11/30/02	*	18	6	6	1.000	0	0	.000	6	8	.750	1	4	5	4.3	1	0	0	1	0	1	18	11.3	
Totals			3	67	13	20	.650	0	0	.000	19	24	.792	2	15	17	4.3	12	1	0	4	1	1	45	11.3

Games played: 4
Points/game: 11.3
FG Pct: .650
FT Pct: .792

Rebounds/game: 4.3
Turnovers/game: 1.0
Steals/game: 0.3
Blocks/game: 0.3

CAREER HIGHS:


POINTS: 20 at Air Force (2002)
FG MADE: 6 (4 times) last vs. Rice
FG ATT: 10 vs. USF, at AFA
FG%: 1.000 (6-6) vs. Rice
3FG MADE: --
3FG ATT: --
3FG%: --
FT MADE: 9 vs. SDSU
FT ATT: 12 vs. SDSU
FT %: 1.000 (8-8) vs. AFA, at CSU (2002)
REB: 10 vs. Creighton, CSUN (2002)
ASSISTS: 2 vs. Creighton (2002)
STEALS: 2 vs. (four times)
BLOCKS: 2 (three times)
MINUTES: 32 at UCSB (2002)



RAFAEL ARAUJO / 6-11 • 265 • junior • center

CAPSULE: One of the top-10 junior college players in the country last year, Rafael Araujo earned second-team NJCAA All-America honors in 2001-02 at Arizona Western College ... He averaged 17.9 points and 10.7 rebounds ... He is a strong athlete with great leaping ability ... He runs the floor well and has range on the perimeter ... He played on the Brazilian National Team at the World Basketball Championships in Indianapolis.

2002-03: After a slow start in his first game, BYU's big center shown some good signs with season highs of nine points vs. Kansas State, 10 boards vs. St. Bonaventure and three assists and three steals vs. Rice ... He played a season-high 25 minutes vs. Rice ... He leads the team with 6.8 rebounds per game ... last week he averaged 9.0 rebounds per game.



Rafael Araujo – 2002-03 Game-by-Game																									
Opponent	Date	GS	Min	TOTAL			3-PTS			FT			REBOUNDS			Avg	PF	FO	A	TO	Blk	Stl	Pts	Avg	
				FG	FGA	Pct	3FG	3FGA	Pct	FT	FTA	Pct	Off	Def	Tot										
vs Toledo	11/22/02	*	10	0	5	.000	0	0	.000	1	2	.500	2	3	5	5.0	5	1	0	4	1	0	1	1.0	
vs Kansas State	11/23/02	*	18	4	5	.800	0	0	.000	1	2	.500	0	4	4	4.5	5	1	0	3	0	1	9	5.0	
vs St. Bonaventure	11/25/02	*	18	3	5	.600	0	0	.000	1	1	1.000	3	7	10	6.3	4	0	1	0	2	0	7	5.7	
RICE	11/30/02	*	25	3	4	.750	0	0	.000	0	0	.000	1	7	8	6.8	4	0	3	3	0	3	6	5.8	
Totals			4	71	10	19	.526	0	0	.000	3	5	.600	6	21	27	6.8	18	2	4	10	3	4	23	5.8

Games played: 4
Points/game: 5.8
FG Pct: 52.6
FT Pct: 60.0

Rebounds/game: 6.8
Assists/game: 1.0
Turnovers/game: 2.5
Assist/turnover ratio: 0.4
Steals/game: 1.0
Blocks/game: 0.8

CAREER HIGHS:

POINTS: 9 vs. Kansas State
FG MADE: 4 vs. Kansas State
FG ATT: 5 vs. Toledo, KSU, SBU
FG%: .800 (4-5) vs. Kansas State
3FG MADE: --
3FG ATT: --
3FG%: --
FT MADE: 1 vs. Toledo, KSU, SBU
FT ATT: 2 vs. Toledo, Kansas State
FT %: .500 (1-2) vs. Toledo, KSU
REB: 10 vs. St. Bonaventure
ASSISTS: 3 vs. Rice
STEALS: 3 vs. Rice
BLOCKS: 2 vs. St. Bonaventure
MINUTES: 25 vs. Rice

RICKY BOWER / 6-4 • 185 • junior • combo guard

CAPSULE: Bower could play a key role at the point and shooting guard positions in 2002-03 ... He is a transfer from the University of Wisconsin who sat out last season as a redshirt because of NCAA transfer rules ... He is an excellent three-point shooter with good point guard skills ... He shot 44 percent from three-point range and 81 percent from the line at Wisconsin ... Despite not being allowed to play last year, he was a valuable contributor to the team with his leadership ability in practice and efforts on the scout team ... He has nice size when playing the point and has good leadership skills.

2002-03: Slowed by preseason injuries that limited his practice time, Bower has played primarily at the shooting guard position ... He played a key role in his only start vs. St. Bonaventure, helping handle the Bonnies pressure defense ... He is a primary reserve on the perimeter ... He is shooting 50 percent from the floor, including 3-4 threes, and 86.7 percent from the line.



Ricky Bower – 2002-03 Game-by-Game																									
Opponent	Date	GS	Min	TOTAL			3-PTS			FT			REBOUNDS			Avg	PF	FO	A	TO	Blk	Stl	Pts	Avg	
				FG	FGA	Pct	3FG	3FGA	Pct	FT	FTA	Pct	Off	Def	Tot										
vs Toledo	11/22/02		23	2	3	.667	2	2	1.000	4	4	1.000	1	2	3	3.0	2	0	1	2	0	0	10	10.0	
vs Kansas State	11/23/02		19	0	0	.000	0	0	.000	7	8	.875	0	4	4	3.5	1	0	2	2	0	1	7	8.5	
vs St. Bonaventure	11/25/02	*	31	1	2	.500	1	1	1.000	1	2	.500	0	5	5	4.0	2	0	1	1	0	0	4	7.0	
RICE	11/30/02		17	1	3	.333	0	1	.000	1	1	1.000	0	0	0	3.0	2	0	0	1	0	0	3	6.0	
Totals			1	90	4	8	.500	3	4	.750	13	15	.867	1	11	12	3.0	7	0	4	6	0	1	24	6.0

Games played: 4
Points/game: 6.0
FG Pct: 50.0
3FG Pct: 75.0
FT Pct: 86.7

Rebounds/game: 3.0
Assists/game: 1.0
Turnovers/game: 1.5
Assist/turnover ratio: 0.7
Steals/game: 0.3

CAREER HIGHS:


POINTS: 10 vs. Toledo
FG MADE: 2 vs. Toledo
FG ATT: 3 vs. Toledo, Rice
FG%: .667 (2-3) vs. Toledo
3FG MADE: 2 vs. Toledo
3FG ATT: 2 vs. Toledo
3FG%: 1.000 (2-2) v. Toledo
FT MADE: 7 vs. Kansas State
FT ATT: 8 vs. Kansas State
FT %: .875 (7-8) vs. Kansas State
REB: 5 vs. St. Bonaventure
ASSISTS: 2 vs. Kansas State
STEALS: 1 vs. Kansas State
BLOCKS: --
MINUTES: 31 vs. St. Bonaventure



TERRY NASHIF / 5-10 • 165 • sophomore • point guard

CAPSULE: Nashif appeared in 21 of 30 games last year as a freshman, averaging 2.9 minutes at the point as a reserve behind senior starter Matt Montague ... A smart player and good distributor of the ball, he has a nice shot from three-point range ... He averaged 0.5 points, 0.4 rebounds and 0.5 assists per game last year while playing one minute or less in nine of his 21 appearances ... He served a mission for the Church of Jesus Christ of Latter-day Saints after his senior year in 1999 at Evergreen High School in Vancouver, Wash.

2002-03: Reserve point guard Terry Nashif has played more minutes in every game this year than he did in any game last season when he played a season high of 10 minutes twice ... He played a career-best 23 minutes vs. St. Bonaventure and had a key steal and bucket to help BYU claim the Paradise Jam title ... He has had a steal for a lay-in on the other end in each of the last two games ... He had a career night vs. Rice Saturday, setting personal bests with 10 points, five rebounds and five assists and two steals in 19 minutes.



Terry Nashif – 2002-03 Game-by-Game

Opponent	Date	GS	Min	TOTAL		3-PTS		Pct	FT	FTA	Pct	REBOUNDS			Avg	PF	FO	A	TO	Blk	Stl	Pts	Avg	
				FG	FGA	FG	FGA					Off	Def	Tot										
vs Toledo	11/22/02	11	1	2	.500	1	1	1.000	0	0	.000	1	2	3	3.0	0	0	1	0	0	2	3	3.0	
vs Kansas State	11/23/02	12	1	2	.500	1	2	.500	0	0	.000	0	0	0	1.5	0	0	0	0	0	0	3	3.0	
vs St. Bonaventure	11/25/02	23	1	4	.250	0	1	.000	0	0	.000	0	1	1	1.3	4	0	2	1	0	2	2	2.7	
RICE	11/30/02	19	2	4	.500	0	1	.000	6	6	1.000	0	5	5	2.3	1	0	5	1	0	2	10	4.5	
Totals		0	65	5	12	.417	2	5	.400	6	6	1.000	1	8	9	2.3	5	0	8	2	0	6	18	4.5

Games played: 4
Points/game: 4.5
FG Pct: 41.7
3FG Pct: 40.0
FT Pct: 100.0

Rebounds/game: 2.3
Assists/game: 2.0
Turnovers/game: 0.5
Assist/turnover ratio: 4.0
Steals/game: 1.5

CAREER HIGHS:

POINTS: 10 vs. Rice
FG MADE: 2 vs. Rice
FG ATT: 4 vs. SBU, Rice
FG%: .500 (2-4) vs. Rice
3FG MADE: 1 vs. Toledo, Kansas State
3FG ATT: 2 vs. Kansas State
3FG%: 1.000 (1-1) vs. Toledo
FT MADE: 6 vs. Rice
FT ATT: 6 vs. CSUN (2002), Rice
FT %: 1.000 (6-6) vs. Rice
REB: 5 vs. Rice
ASSISTS: 5 vs. Rice
STEALS: 2 vs. Toledo, St. Bonaventure, Rice
BLOCKS: --
MINUTES: 23 vs. St. Bonaventure

LUIZ LEMES / 6-4 • 180 • junior • guard

CAPSULE: A combo guard and outstanding outside shooter, Lemes enters his junior year at BYU in 2002-03 with three years to play two after transferring from Eastern Oklahoma State College in Wilburton, Okla. ... He earned first-team NJCAA All-Region 2 honors last season at EOSC ... He led the Mountaineers to back-to-back Region 2 Tournament runner-up finishes with records of 23-8 and 25-7 ... Played point guard as a freshman before being moved to the wing because of his great shooting ability ... He made 66 threes last season from the wing.

2002-03: Lemes saw limited time in BYU's first three games, without attempting a shot ... He played 20 minutes Saturday vs. Rice, scoring his first points as a Cougar with 7 points on 3-4 shooting ... He sparked BYU's decisive first-half run vs. Rice when he stole a Rice pass and took the length of the court for a lay-up for his first bucket ... On the next offensive possession, he connected on his first three-point attempt of the year giving the Cougars a 23-17 lead.



Luiz Lemes – 2002-03 Game-by-Game

Opponent	Date	GS	Min	TOTAL		3-PTS		Pct	FT	FTA	Pct	REBOUNDS			Avg	PF	FO	A	TO	Blk	Stl	Pts	Avg	
				FG	FGA	FG	FGA					Off	Def	Tot										
vs Toledo	11/22/02	6	0	0	.000	0	0	.000	0	0	.000	0	1	1	1.0	0	0	0	0	0	0	0	0.0	
vs Kansas State	11/23/02	3	0	0	.000	0	0	.000	0	0	.000	0	1	1	1.0	0	0	1	0	0	0	0	0.0	
vs St. Bonaventure	11/25/02	2	0	0	.000	0	0	.000	0	0	.000	0	0	0	0.7	1	0	0	1	0	0	0	0.0	
RICE	11/30/02	20	3	4	.750	1	2	.500	0	2	.000	0	2	2	1.0	0	0	2	1	0	1	7	1.8	
Totals		0	31	3	4	.750	1	2	.500	0	2	.000	0	4	4	1.0	1	0	3	2	0	1	7	1.8

Games played: 4
Points/game: 1.8
FG Pct: 75.0
3FG Pct: 50.0
FT Pct: 0.0

Rebounds/game: 1.0
Assists/game: 0.8
Turnovers/game: 0.5
Assist/turnover ratio: 1.5
Steals/game: 0.3

CAREER HIGHS:

POINTS: 7 vs. Rice
FG MADE: 3 vs. Rice
FG ATT: 4 vs. Rice
FG%: .750 vs. Rice
3FG MADE: 1 vs. Rice
3FG ATT: 2 vs. Rice
3FG%: .500 (1-2) vs. Rice
FT MADE: --
FT ATT: 2 vs. Rice
FT %: .000 (0-2) vs. Rice
REB: 2 vs. Rice
ASSISTS: 2 vs. Rice
STEALS: 1 vs. Rice
BLOCKS: --
MINUTES: 20 vs. Rice



JOHN ALLEN / 6-7 • 215 • sophomore • forward

CAPSULE: Returns from two-year mission in El Salvador ... He is a good shooter who can play on the perimeter and has a nice feel inside ... He played in 18 games as a freshman at BYU in 1999-2000, averaging 1.9 points and 1.2 rebounds ... He gained more playing time as the season progressed ... He made 65 threes as team MVP at Mayde Creek High School in Houston.

2002-03: Played a career-high 23 minutes in BYU's season-opening win over Toledo ... He matched his previous high of 14 minutes (vs. Notre Dame in 2000 NITquarterfinals) Monday vs. St. Bonaventure and played 17 minutes vs. Rice... He has scored in every game, including five points in each of the first three games ... He is 3-5 on threes and hit a big three after coming in once Travis Hansen was ejected with BYU trailing vs. Kansas State.



John Allen – 2002-03 Game-by-Game

Opponent	Date	GS	Min	TOTAL			3-PTS			REBOUNDS			Avg	PF	FO	A	TO	Blk	Stl	Pts	Avg				
				FG	FGA	Pct	3FG	3FGA	Pct	FT	FTA	Pct										Off	Def	Tot	
vs Toledo	11/22/02	23	2	4	500	1	2	500	0	0	.000	0	1	1	1.0	4	0	1	0	0	5	5.0			
vs Kansas State	11/23/02	7	2	2	1,000	1	1	1,000	0	0	.000	0	1	1	1.0	3	0	0	0	0	5	5.0			
vs St. Bonaventure	11/25/02	14	1	3	333	1	1	1,000	2	2	1,000	1	3	4	2.0	2	0	0	0	0	5	5.0			
RICE	11/30/02	17	0	2	.000	0	1	.000	2	2	1,000	1	2	3	2.3	4	0	1	2	0	2	4.3			
Totals			0	61	5	11	.455	3	5	.600	4	4	1,000	2	7	9	2.3	13	0	2	2	0	0	17	4.3

Games played: 4
Points/game: 4.3
FG Pct: 45.5
3FG Pct: 60.0
FT Pct: 100.0

Rebounds/game: 2.3
Assists/game: 0.5
Turnovers/game: 0.5
Assist/turnover ratio: 1.0


CAREER HIGHS:

POINTS: 10 at Notre Dame (3-22-00)
FG MADE: 4 at Notre Dame (3-22-00)
FG ATT: 5 at Notre Dame (3-22-00)
FG%: .800 (4-5) at Notre Dame (3-22-00)
3FG MADE: 2 at Notre Dame (3-22-00)
3FG ATT: 3 at Notre Dame (3-22-00)
3FG%: .667 (2-3) at Notre Dame (3-22-00)
FT MADE: 2 (four times) last vs. Rice
FT ATT: 2 (seven times) last vs. Rice
FT %: 1.000 (2-2) at Wyo, vs. SBU, vs. Rice
REB: 4 vs. St. Bonaventure
ASSISTS: 1 (three times) last vs. Rice
STEALS: 1 at Fla. Intl. (12-23-99)
BLOCKS: 1 vs. So. Illinois (3-20-00)
MINUTES: 23 vs. Toledo

BART JEPSEN / 6-9 • 235 • junior • forward

CAPSULE: Jepsen was a key reserve who was one of seven players to appear in all 30 games last year ... The redshirt junior has valuable experience and excellent athletic ability ... He is a solid rebounder and defender who runs the floor extremely well for a big man ... He averaged 0.9 points and 1.4 rebounds in 7.8 minutes per game last year and 1.2 points and 2.1 rebounds in 11.9 minutes as a freshman in Steve Cleveland's first season in 1997-98 while playing in 27 of 30 games, including nine starts.

2002-03: Jepsen missed his first game since his freshman season Monday vs. St. Bonaventure due to the Bonnies guard-oriented pressing defense the entire game ... He had played in 32 straight games since not playing vs. Tulsa in the 1998 WAC Tournament in Las Vegas ... He saw limited action in BYU's first two games before playing a season-high 12 minutes vs. Rice Saturday, going a career-best 3-3 and tying his career high with 7 points ... He made the second three-pointer of his career and his first since his freshmen season in 1997-98 when he connected on his only attempt vs. Rice ... He took only one three pointer last year and is now 2-11 on threes for his career.



Bart Jepsen – 2002-03 Game-by-Game

Opponent	Date	GS	Min	TOTAL			3-PTS			REBOUNDS			Avg	PF	FO	A	TO	Blk	Stl	Pts	Avg				
				FG	FGA	Pct	3FG	3FGA	Pct	FT	FTA	Pct										Off	Def	Tot	
vs Toledo	11/22/02	4	0	1	.000	0	0	.000	0	0	.000	0	0	0	0.0	0	0	0	0	0	0.0				
vs Kansas State	11/23/02	3	0	0	.000	0	0	.000	0	0	.000	0	0	0	0.0	1	0	0	0	0	0.0				
RICE	11/30/02	12	3	3	1,000	1	1	1,000	0	0	.000	1	1	2	0.7	1	0	0	1	0	7	2.3			
Totals			0	19	3	4	.750	1	1	1,000	0	0	.000	1	1	2	0.7	2	0	0	2	0	1	7	2.3

Games played: 3
Points/game: 2.3
FG Pct: 75.0
3FG Pct: 100.0

Rebounds/game: 0.7
Turnovers/game: 0.7
Steals/game: 0.3

CAREER HIGHS:

POINTS: 7 at UNLV (98), v. SDSU (2002), vs. Rice
FG MADE: 3 at UNLV (98), v. SDSU (02), v. Rice
FG ATT: 8 at UNLV
FG%: 1.000 (3-3) vs. Rice
3FG MADE: 1 at UNLV, vs. Rice
3FG ATT: 4 at UNLV (98)
3FG%: 1.000 (1-1) vs. Rice
FT MADE: 4 vs. Air Force (98)
FT ATT: 4 vs. Air Force (98)
FT %: 1.000 (4-4) v. Air Force(98)
REB: 9 vs. Washington
ASSISTS: 2 (twice)
STEALS: 2 (twice)
BLOCKS: 3 vs. UTEP (98)
MINUTES: 35 at Tulsa (98)



JAKE SHOFF / 6-9 • 265 • junior • forward/center

CAPSULE: Shoff is a transfer from Weber State University (Ogden, Utah) who sat out last season as a redshirt because of NCAA transfer rules ... A strong physical player inside, he was third in the nation in average rebounds per minute played in 2000-01 at Weber State ... Despite not being allowed to play last year, he was able to contribute to the team's success as an effective post presence in practices and as a scout team player.

2002-03: Shoff has not practiced or played for the better part of the past six weeks due to back problems ... He saw his first action vs. Kansas State and was active, pulling down four rebounds in his 13 minutes ... played only two minutes against the smaller, pressing defense of St. Bonaventure and was the only Cougar to not play vs. Rice Saturday.



Jake Shoff – 2002-03 Game-by-Game

Opponent	Date	GS	Min	TOTAL			3-PTS			REBOUNDS			PF	FO	A	TO	Blk	Stl	Pts	Avg			
				FG	FGA	Pct	3FG	3FGA	Pct	FT	FTA	Pct									Off	Def	Tot
vs Kansas State	11/23/02		13	0	2	.000	0	0	.000	0	0	.000	2	2	4	4.0	1	0	0	0	0	0.0	
vs St. Bonaventure	11/25/02		2	1	2	.500	0	0	.000	0	0	.000	1	0	1	2.5	0	0	0	0	0	1.0	
Totals			0	15	1	4	.250	0	0	.000	0	0	.000	3	2	5	2.5	1	0	0	0	2	1.0

Games played: 2
Points/game: 1.0
FG Pct: 25.0

Rebounds/game: 2.5

CAREER HIGHS:

POINTS: 2 vs. St. Bonaventure
FG MADE: 1 vs. St. Bonaventure
FG ATT: 2 vs. St. Bonaventure
FG%: .500 (1-2) vs. SBU
3FG MADE: --
3FG ATT: --
3FG%: --
FT MADE: --
FT ATT: --
FT %: --
REB: 4 vs. Kansas State
ASSISTS: --
STEALS: --
BLOCKS: --
MINUTES: 13 vs. Kansas State

DAN HOWARD / 7-0 • 225 • junior • center

CAPSULE: Howard played a key role in the second half of the season in 2001-02 and should continue to be a key contributor in the post in 2002-03 ... He appeared in 21 games, including four starts, averaging 1.8 points and 2.2 rebounds in 9.5 minutes per game last year after playing in 14 games as a freshman in limited action ... The tallest player on the roster, he plays with energy and has been a valuable defensive and rebounding presence ... He has a nice touch for a big man, shooting a career 21-33 (.636) from the floor in his two seasons, including 13-22 (.591) last year when he shared top field goal percentage honors with Jared Jensen ... Last year was his first real extended playing time since playing for Davis High School in 1996.

2002-03: Howard played a key role vs. Toledo, coming off the bench to give BYU a solid post effort with a career-high 11 points with starters Jared Jensen and Rafael Araujo both in foul trouble and ineffective ... In the first two games, Howard set or equaled career bests in seven different categories (points, field goals, field goals attempted, free throws, free throws attempted, assists and blocked shots) ... He went 2-4 vs. Rice, including a dunk, to score 4 points in his 10 minutes.



Dan Howard – 2002-03 Game-by-Game

Opponent	Date	GS	Min	TOTAL			3-PTS			REBOUNDS			PF	FO	A	TO	Blk	Stl	Pts	Avg				
				FG	FGA	Pct	3FG	3FGA	Pct	FT	FTA	Pct									Off	Def	Tot	Avg
vs Toledo	11/22/02		21	4	6	.667	0	0	.000	3	5	.600	0	2	2	2.0	3	0	0	2	0	11	11.0	
vs Kansas State	11/23/02		17	0	3	.000	0	0	.000	0	0	.000	1	1	2	2.0	4	0	1	1	3	0	5.5	
vs St. Bonaventure	11/25/02		1	0	0	.000	0	0	.000	0	0	.000	0	0	0	1.3	1	0	0	1	0	0	3.7	
RICE	11/30/02		10	2	4	.500	0	0	.000	0	0	.000	0	0	0	1.0	1	0	0	1	1	0	4	3.8
Totals			0	49	6	13	.462	0	0	.000	3	5	.600	1	3	4	1.0	9	0	1	5	4	15	3.8

Games played: 4
Points/game: 3.8
FG Pct: 46.2
FT Pct: 60.0

Rebounds/game: 1.0
Assists/game: 0.3
Turnovers/game: 1.3
Assist/turnover ratio: 0.2
Steals/game: 0.3
Blocks/game: 1.0

CAREER HIGHS:

POINTS: 11 vs. Toledo
FG: 4 vs. Toledo
FGA: 6 vs. Toledo
FG%: 1.000 (3-3) v. UCR (99-00), at SDSU
3FG MADE: --
3FG ATT: --
3FG%: ---
FT MADE: 3 vs. Toledo
FT ATT: 5 vs. Toledo
FT %: 1.000 (2-2) (three times)
REB: 7 at SDSU (2002)
ASSISTS: 1 at CSU (2002), vs. Kansas State
STEALS: 1 (five times)
BLOCKS: 3 vs. Kansas State
MINUTES: 22 at CSU, v.UCI (2002)



MARK ROBERTS / 6-3 • 205 • sophomore • guard

CAPSULE: Returns from a two-year mission in Argentina ... He could redshirt while getting back in playing condition after missionary service ... He is an athletic player who has one of the best vertical leaps on the team ... He excited fans as a freshman with his slashing dunks ... He is a good defender on the perimeter ... He played in 21 games as a freshman with one start, while playing a limited 4.3 minutes per game ... He was Utah 4A Player of the Year out of Provo's Timpview High School.

2002-03: He had his knee scoped in October ... At this point, Roberts is most likely to redshirt this season.



CAREERHIGHS:

POINTS: 6 at CSU (2-24-00)
 FG MADE: 2 (twice) last vs. So. Illinois (3-20-00)
 FG ATT: 3 vs. UNLV (3-11-00)
 FG%: 1.000 (2-2) twice – last vs. So. Illinois (3-20-00)
 3FG MADE: --
 3FG ATT: 1 (twice) last at UNLV (3-11-00)
 3FG%: --
 FT MADE: 3 vs. Bowling Green (3-15-00)
 FT ATT: 4 (twice) last vs. Bowling Green (3-15-00)
 FT %: .750 (3-4) vs. Bowling Green (3-15-00)
 REB: 2 vs. CSU (1-22-00)
 ASSISTS: 2 at Wyoming (2-26-00)
 STEALS: 1 (twice) last vs. So. Illinois (3-20-00)
 BLOCKS: 1 vs. South Carolina St (12-18-99)
 MINUTES: 11 at UNLV (3-11-00)

AUSTIN AINGE / 6-1 • 175 • freshman • point guard

CAPSULE: Ainge returned from a two-year mission for the Church of Jesus Christ of Latter-day Saints in August A smart player and good leader, he is an outstanding three-point shooter with a crafty Jeff Hornacek-like runner in the lane ... He is a point guard who has a total understanding of the game and the unique ability to distribute the ball to teammates when they are ready to score ... He is the son of former BYU and NBA great and former Phoenix Suns coach Danny Ainge ... he prepped at Highland High Schol in Gilbert, Ariz., prior to serving his mission.


2002-03: Ainge will redshirt this year ... He broke his thumb the day before the team departed for the Paradise Jam ... He had surgery in Phoenix last week and will be out six to eight weeks.



JERMAINE ODJEGBA / 6-6 • 210 • junior • guard/forward

CAPSULE: Jermaine Odjegba is a true freshman who prepped at Palm Beach Gardens High School in 2001-02 ... A 6-foot-5 shooting guard, he averaged 18 points, 8 rebounds and 5 assists while earning first-team all-conference and honorable mention all-state honors.

2002-03: Odjegba will redshirt this year.




Steve Cleveland enters his sixth year at the helm of the Cougars. In his five seasons at BYU, Cleveland has proven to be a first-rate recruiter, an excellent coach and player developer, and above all, a winner.

Last year Cleveland guiding BYU to its third postseason tournament appearance in the last three years, advancing to the second round of the NIT before losing at eventual champion Memphis. In 2001, Cleveland guided BYU to its first NCAA tournament bid since 1995, its first conference regular season title since 1993 and its first conference tournament championship since 1992. While rebuilding a program that finished 1-25 before his arrival, he has posted records of 9-21, 12-16, 22-11, 24-9 and 18-12. Last year's team earned a victory over No. 13 Stanford and advanced to the NIT despite having lost four starters, six of its top seven players and 75 percent of its point production from the year before.

The 1999-2000 and 2000-2001 seasons both rank among of the school's best years ever in terms of wins. In fact, since BYU's first season in 1903, only five BYU teams have ever recorded more wins than the 24-9 team in 2000-01 and only seven have improved upon the 22-11 record in 1999-2000.

Cleveland has brought the magic of the Marriott Center back in Provo. The Cougars enter the 2002-03 season with the nation's longest home victory streak at 36 games, including back-to-back unbeaten seasons of 15-0 and 16-0. Cleveland's teams have traditionally been prepared to play their best at the end of the season. Last year BYU earned its third straight postseason tournament bid, winning in the first round of the NIT before losing at eventual NIT champion Memphis. In 2000-01, BYU won five straight games on the road to secure a share of the MWC regular season title and earn the automatic NCAA bid by claiming the MWC Tournament in Las Vegas. The Cougars won six of their last eight games the prior season, including two MWC tournament wins and two NIT victories. In Cleveland's first year, BYU completed a rare sweep of New Mexico and UTEP on the road to earn a WAC tournament berth. The road sweep of New Mexico and UTEP was the first for BYU since 1990-91 and the 83-62 upset of No.15-ranked New Mexico in the Pit ended the Lobos' 41-



game home winning streak. In Cleveland's second season the Cougars had a blowout win over UTEP before a 90-74 conference tournament upset victory over TCU to achieve BYU's first conference tournament win since 1994.

Cleveland's teams have advanced to the finals of the MWC tournament in two of the three seasons the event has been played, winning the title in 2001.

As a recruiter, Cleveland has made a similar impact on BYU's program. Cleveland's recruits have proven they are not only committed to Cleveland's vision but also are the kind of players to help make that vision a reality in Provo. Cleveland and his staff have been able to attract top talent from Utah and beyond.

Cleveland has a string of top conference newcomers. Six players have earned conference newcomer honors in Cleveland's five years as the Cougar coach, including four who have been singled out as either the conference newcomer or freshman of the year.

- Jared Jensen (2001-2002 MWC Co-Freshman of the Year)
- Trent Whiting (2000-2001 MWC Newcomer Team, 2nd Team All-MWC)
- Terrell Lyday (1999-2000 MWC Newcomer of the Year, All-Tournament Team)
- Mark Bigelow (1998-99 WAC Freshman of the Year, Newcomer Team, 2nd Team All-WAC)
- Mekeli Wesley (1997-98 WAC Newcomer Team)
- Ron Selleaze (1997-98 WAC Newcomer of the Year, Newcomer Team, 2nd Team All-WAC)

In October 2001, Cleveland signed a multi-year contract extension with BYU. Before taking the helm with the Cougars on March 11, 1997, Cleveland compiled a 157-77 record at Fresno City College in Fresno, Calif. Cleveland was named coach of the year two times while at FCC and led the Rams to post-season playoffs in each of his seven seasons in Fresno. Cleveland coached 10 years at Fresno's Clovis West High School, compiling a 180-70 record.

PLAYING CAREER

Cleveland played college basketball at UC Irvine and was the Anteaters' MVP and leading scorer his senior season in 1975-76. Prior to attending UC Irvine, Cleveland was Fresno City College's Most Outstanding Player in 1973-74. Cleveland received a B.A. degree in social science from UC Irvine in 1976, and received a Master's in education administration from Fresno Pacific in 1979.

PERSONAL

Cleveland, 50, was born in the Los Angeles area and spent most of his life in Fresno, Calif. He served a full-time mission for the Church of Jesus Christ of Latter-day Saints to England from 1971-73. Cleveland was the first head basketball or football coach at BYU to have served a church mission. Cleveland and his wife Kip have three children: sons Casey (24) and Skyler (21) and daughter Katie (12).

CLEVELAND'S BYU LEDGER

BRIGHAM YOUNG UNIVERSITY

Year	W	L	Pct.	Conf.	Conf. Tourney	NCAA/NIT
2002-2003	4	0	1.000	-	-	-
2001-2002	18	12	.600	7-7 (T-4th MWC)	0-1	1-1 NIT
2000-2001	24	9	.727	10-4 (T-1st)	3-0	0-1 NCAA
1999-2000	22	11	.667	7-7 (sixth MWC)	2-1	2-1 NIT
1998-1999	12	16	.429	6-8 (fifth WAC)	1-1	
1997-1998	9	21	.300	4-10 (sixth WAC)	0-1	
Totals	89	69	.563	34-36 (.486)	6-4 (.600)	3-3 (.500)



BYU vs. Toledo @ Paradise Jam – Game #1

11/22/02 8:55 p.m.AST at St. Thomas, U.S. Virgin Islands

VISITORS: Toledo 0-1

#	Player	tot-fg		3-pt		rebounds		pf	tp	a	to	blk	min																		
		fg	fga	fg	fga	ft	fta							of	de																
04	KIRSH, Milo	f	2	8	0	0	4	8	3	2	5	2	8	0	1	3	1	25													
44	THOMAS, Ricardo	f	0	3	0	0	3	4	1	3	4	2	3	3	2	0	1	22													
12	MOORE, Nick	g	4	9	2	5	0	0	0	2	2	5	10	1	3	0	0	27													
24	VILLEGAS, Sammy	g	5	10	3	8	0	0	0	1	1	2	13	1	3	0	0	25													
34	TRIPLETT, Keith	g	4	11	0	2	5	6	2	3	5	1	13	0	3	1	1	35													
13	WEST, J.T.	g	0	0	0	0	0	0	0	2	2	0	0	0	1	0	0	11													
15	PINSON, Allen	g	0	3	0	1	0	0	1	0	1	0	0	0	0	0	0	1	3												
23	SHELTON, Chauncey	g	0	0	0	0	0	0	2	2	1	0	1	2	0	0	0	5													
31	CLEMENT, Jim	g	0	5	0	2	0	0	1	1	2	2	0	2	0	0	0	15													
32	CURRIE, Anton	g	0	2	0	1	0	1	0	3	3	2	0	3	1	0	12														
35	MILSON, Kareem	g	0	0	0	0	0	0	0	0	0	1	0	0	1	0	0	8													
43	SHELLABARGER, A.J.	g	2	3	0	0	1	2	0	1	1	3	5	0	0	1	0	12													
TEAM						2		2		1																					
Totals.....		18		52		5		19		15		23		11		18		23		56		7		17		6		4		200	

TOTALFG%	1st Half: 11-25 44.0%	2nd Half: 7-27 25.9%	Game: 34.6%	DEADBALL
3-Pt. FG%	1st Half: 5-11 45.5%	2nd Half: 0-8 0.0%	Game: 26.3%	REBOUNDS
F Throw %	1st Half: 2-5 40.0%	2nd Half: 13-18 72.2%	Game: 65.2%	3.3

HOME TEAM: BYU 1-0

#	Player	tot-fg		3-pt		rebounds		pf	tp	a	to	blk	min																		
		fg	fga	fg	fga	ft	fta							of	de																
03	BIGELOW, Mark	f	2	6	1	1	7	10	0	5	5	2	12	3	3	0	1	33													
52	JENSEN, Jared	f	1	3	0	0	0	0	0	1	1	5	2	0	1	0	0	8													
55	ARAUJO, Rafael	c	0	5	0	0	1	2	2	3	5	1	0	4	1	0	10														
02	HANSEN, Travis	g	7	12	2	3	6	6	4	4	8	3	22	5	0	0	0	32													
24	WOODBERRY, Keving	g	2	7	1	4	0	0	1	2	3	1	5	1	2	0	2	29													
04	LEMES, Luiz	g	0	0	0	0	0	0	1	1	0	0	0	0	0	0	0	6													
10	NASHIF, Terry	g	1	2	1	0	0	1	2	3	0	3	1	0	0	2	11														
14	BOWER, Ricky	g	2	3	2	2	4	1	2	3	2	10	1	2	0	0	23														
15	ALLEN, John	g	2	4	1	2	0	0	1	1	4	5	1	0	0	0	23														
32	JEPSEN, Bart	g	0	1	0	0	0	0	0	0	0	0	0	0	0	0	4														
40	HOWARD, Dan	g	4	6	0	0	3	5	0	2	2	3	11	0	2	0	1	21													
TEAM						1		2		3		1																			
Totals.....		21		49		8		13		21		27		10		25		35		25		7		12		17		6		200	

TOTALFG%	1st Half: 11-26 42.3%	2nd Half: 10-23 43.5%	Game: 42.9%	DEADBALL
3-Pt. FG%	1st Half: 4-7 57.1%	2nd Half: 4-6 66.7%	Game: 61.5%	REBOUNDS
F Throw %	1st Half: 10-12 83.3%	2nd Half: 11-15 73.3%	Game: 77.8%	3.3

Officials: (R) Karl Hess, (U) Tony Greene, Pat Adams

Technical fouls: Toledo-TEAM, BYU-None.

Attendance: 2153

Score by Periods

1st 2nd Total

Toledo 29 27 56

BYU 36 35 71

2002 Paradise Jam Basketball Tournament, Presented by Basketball Travelers.

Points in the paint-TOL22, BYU20. Points off turnovers-TOL10, BYU17.

2nd chance points-TOL7, BYU13. Fast break points-TOL6, BYU2.

Bench points-TOL8, BYU29. Score tied-1 time. Lead changes-5 times.

BYU vs. Kansas St. @ Paradise Jam – Game #2

11/23/02 6:15 p.m.AST at St. Thomas, U.S. Virgin Islands

VISITORS: BYU 2-0

#	Player	tot-fg		3-pt		rebounds		pf	tp	a	to	blk	min																
		fg	fga	fg	fga	ft	fta							of	de														
02	HANSEN, Travis	f	2	4	0	0	5	8	1	2	2	2	19	2	1	0	0	28											
52	JENSEN, Jared	f	2	4	0	0	6	8	0	5	4	10	0	0	1	0	20												
55	ARAUJO, Rafael	c	4	5	0	0	1	2	0	4	4	5	9	0	3	0	1	18											
03	BIGELOW, Mark	g	6	12	3	5	3	4	0	3	3	1	18	4	2	1	3	35											
24	WOODBERRY, Keving	g	0	3	0	3	2	4	0	0	0	3	2	3	3	0	0	25											
04	LEMES, Luiz	g	0	0	0	0	0	0	0	1	1	0	0	0	0	0	3												
05	SHOFF, Jake	g	0	2	0	0	0	2	2	4	1	0	0	0	0	0	13												
10	NASHIF, Terry	g	1	2	1	2	0	0	0	0	0	3	0	0	0	0	12												
14	BOWER, Ricky	g	0	0	0	0	7	8	0	4	1	7	2	2	0	1	19												
15	ALLEN, John	g	2	2	1	0	0	1	1	3	5	0	0	0	0	0	17												
32	JEPSEN, Bart	g	0	0	0	0	0	0	0	0	1	0	0	1	0	0	3												
40	HOWARD, Dan	g	0	3	0	0	0	1	1	2	4	0	1	1	3	0	17												
TEAM						3		3		6																			
Totals.....		21		44		7		13		24		34		7		25		26		73		13		13		5		200	

TOTALFG%	1st Half: 9-25 36.0%	2nd Half: 12-19 63.2%	Game: 47.7%	DEADBALL
3-Pt. FG%	1st Half: 4-7 57.1%	2nd Half: 3-6 50.0%	Game: 53.8%	REBOUNDS
F Throw %	1st Half: 9-14 64.3%	2nd Half: 15-20 75.0%	Game: 70.6%	4.2

HOME TEAM: Kansas State 0-1

#	Player	tot-fg		3-pt		rebounds		pf	tp	a	to	blk	min																
		fg	fga	fg	fga	ft	fta							of	de														
32	DeESUS, Gilson	f	1	1	1	0	0	2	2	3	3	0	0	0	0	0	20												
34	SIERRANDT, Matt	f	0	3	0	0	0	2	2	3	0	0	2	2	0	1	26												
44	PASCO, Pervis	f	1	9	0	0	3	6	1	2	3	5	0	4	2	2	28												
22	RICHARDS, Frank	g	5	9	0	1	3	4	0	2	2	13	1	2	0	0	32												
30	HART, Jarrett	g	2	5	0	1	2	5	0	1	1	5	6	4	1	1	31												
01	THOMAS, Schyler	g	0	0	0	0	0	0	0	0	0	0	0	0	0	0	2												
03	BUCHANAN, Quentin	g	0	0	0	0	0	0	0	0	0	0	0	0	0	0	0												
11	ELLIS, Tim	g	0	10	1	3	4	1	2	3	5	14	1	0	0	1	22												
23	HAYDEN, Marques	g	6	7	0	0	8	10	3	5	8	2	20	1	1	0	22												
40	CANBY, Travis	g	0	0	0	0	0	0	0	0	0	0	0	0	0	0	4												
42	SPURLOCK, Janerio	g	1	8	1	4	0	0	1	2	3	0	3	0	0	1	13												
TEAM						2		2		1																			
Totals.....		21		52		3		8		19		31		8		21		29		64		9		10		4		200	

TOTALFG%	1st Half: 12-21 57.1%	2nd Half: 9-31 29.0%	Game: 40.4%	DEADBALL
3-Pt. FG%	1st Half: 3-4 75.0%	2nd Half: 0-4 0.0%	Game: 37.5%	REBOUNDS
F Throw %	1st Half: 9-13 69.2%	2nd Half: 10-18 55.6%	Game: 61.3%	8.1

Officials: (R) Mike Wood (U) Manny Upton, Keith Maxwell

Technical fouls: BYU-HANSEN, Travis, Kansas State-None.

Attendance:

Score by Periods

1st 2nd Total

BYU 31 42 73

Kansas State 36 28 64

2002 Paradise Jam Basketball Tournament, Presented by Basketball Travelers

BYU--#2 Travis Hansen ejected at 8:48 in the second half.

Points in the paint-BYU16, KANST 30. Points off turnovers-BYU9, KANST 15.

2nd chance points-BYU3, KANST 9. Fast break points-BYU9, KANST 9.

Bench points-BYU15, KANST 37. Score tied-7 times. Lead changes-4 times.

BYU vs. St. Bonaventure @ Paradise Jam – Game #3

11/25/02 8:15 p.m.AST at St. Thomas, U.S. Virgin Islands

VISITORS: St. Bonaventure 2-1

#	Player	tot-fg		3-pt		rebounds		pf	tp	a	to	blk	min				
		fg	fga	fg	fga	ft	fta							of	de		
03	GANSEY, Mike	f	3	8	1	3	3	2	4	6	1	10	3	1	0	1	29
10	CHEEKS, Robert	f	1	3	0	0	2	2	2	4	6	2	4	0	3	0	24
30	TERRELL, Jamil	c	0	3	0	0	2	2	3	3	6	3	2	0	2	1	26
04	GREEN, Marques	g	5	15	2	6	7	9	0	1	1	3	19	2	3	0	31
20	PRATO, Patricio	g	2	8	1	2	0	0	1	1	2	5	5	0	1	0</	

2002-03 BYU MEN'S BASKETBALL
BYU Cougars Combined Team Statistics (as of Nov 30, 2002)
All games

RECORD:	OVERALL	HOME	AWAY	NEUTRAL
ALL GAMES	(4-0)	(1-0)	(0-0)	(3-0)
CONFERENCE	(0-0)	(0-0)	(0-0)	(0-0)
NON-CONFERENCE	(4-0)	(1-0)	(0-0)	(3-0)

## Player	GP-GS	Min--Avg	---TOTAL---		---3-PTS---		FT-FTA	Pct	---REBOUNDS---				PF	FO	A	TO	Blk	Stl	Pts	Avg
			FG-FGA	Pct	3FG-FGA	Pct			Off	Def	Tot	Avg								
02 HANSEN, Travis.....	4-4	116 29.0	18-37	.486	5-8	.625	21-26	.808	13	13	26	6.5	8	0	12	12	2	2	62	15.5
03 BIGELOW, Mark.....	4-4	114 28.5	19-35	.543	7-13	.538	15-20	.750	0	11	11	2.8	9	0	11	6	2	5	60	15.0
52 JENSEN, Jared.....	4-3	67 16.8	13-20	.650	0-0	.000	19-24	.792	2	15	17	4.3	12	1	0	4	1	1	45	11.3
24 WOODBERRY, Kevin...	4-4	102 25.5	8-29	.276	4-16	.250	5-8	.625	1	5	6	1.5	7	0	6	10	2	7	25	6.3
14 BOWER, Ricky.....	4-1	90 22.5	4-8	.500	3-4	.750	13-15	.867	1	11	12	3.0	7	0	4	6	0	1	24	6.0
55 ARAUJO, Rafael.....	4-4	71 17.8	10-19	.526	0-0	.000	3-5	.600	6	21	27	6.8	18	2	4	10	3	4	23	5.8
10 NASHIF, Terry.....	4-0	65 16.3	5-12	.417	2-5	.400	6-6	1.000	1	8	9	2.3	5	0	8	2	0	6	18	4.5
15 ALLEN, John.....	4-0	61 15.3	5-11	.455	3-5	.600	4-4	1.000	2	7	9	2.3	13	0	2	2	0	0	17	4.3
40 HOWARD, Dan.....	4-0	49 12.3	6-13	.462	0-0	.000	3-5	.600	1	3	4	1.0	9	0	1	5	4	1	15	3.8
32 JEPSSEN, Bart.....	3-0	19 6.3	3-4	.750	1-1	1.000	0-0	.000	1	1	2	0.7	2	0	0	2	0	1	7	2.3
04 LEMES, Luiz.....	4-0	31 7.8	3-4	.750	1-2	.500	0-2	.000	0	4	4	1.0	1	0	3	2	0	1	7	1.8
05 SHOFF, Jake.....	2-0	15 7.5	1-4	.250	0-0	.000	0-0	.000	3	2	5	2.5	1	0	0	0	0	0	2	1.0
TEAM.....										7	9	16	4.0	1		1				
Total.....	4	800	95-196	.485	26-54	.481	89-115	.774	38	110	148	37.0	93	3	51	62	14	29	305	76.2
Opponents.....	4	800	75-222	.338	17-60	.283	66-98	.673	49	76	125	31.3	92	-	31	62	14	25	233	58.2

TEAM STATISTICS	BY	OPP	DATE	OPPONENT	W/L	SCORE	ATTEND
SCORING.....	305	233	11/22/02	vs Toledo	W	71-56	2153
Points per game.....	76.2	58.2	11/23/02	vs Kansas State	W	73-64	-
Scoring margin.....	+18.0	-	11/25/02	vs St. Bonaventure	W	66-57	2473
FIELD GOALS-ATT.....	95-196	75-222	11/30/02	RICE	W	95-56	13323
Field goal pct.....	.485	.338					
3 POINT FG-ATT.....	26-54	17-60					
3-point FG pct.....	.481	.283					
3-pt FG made per game..	6.5	4.3					
FREE THROWS-ATT.....	89-115	66-98					
Free throw pct.....	.774	.673					
REBOUNDS.....	148	125					
Rebounds per game.....	37.0	31.3					
Rebounding margin.....	+5.8	-					
ASSISTS.....	51	31					
Assists per game.....	12.8	7.8					
TURNOVERS.....	62	62					
Turnovers per game.....	15.5	15.5					
Turnover margin.....	+0.0	-					
Assist/turnover ratio..	0.8	0.5					
STEALS.....	29	25					
Steals per game.....	7.3	6.3					
BLOCKS.....	14	14					
Blocks per game.....	3.5	3.5					
WINNING STREAK.....	4	-					
Home win streak.....	1	-					
ATTENDANCE.....	13323	4626					
Home games-Avg/Game...	1-13323	0-0					
Neutral site-Avg/Game..	-	3-1542					

SCORE BY PERIODS:	1st	2nd	Total
BYU Cougars.....	151	154	- 305
Opponents.....	128	105	- 233

2002-03 BYU MEN'S BASKETBALL
 BYU Cougars Category Leaders (as of Nov 30, 2002)
 All games

FG PERCENTAGE	FG	ATT	Pct
JEPSEN, Bart.....	3	4	.750
LEMES, Luiz.....	3	4	.750
JENSEN, Jared.....	13	20	.650
BIGELOW, Mark.....	19	35	.543
ARAUJO, Rafael.....	10	19	.526
BOWER, Ricky.....	4	8	.500
HANSEN, Travis.....	18	37	.486
HOWARD, Dan.....	6	13	.462
ALLEN, John.....	5	11	.455
NASHIF, Terry.....	5	12	.417
WOODBERRY, Kevin....	8	29	.276
SHOFF, Jake.....	1	4	.250

3-POINT PERCENTAGE	3FG	ATT	Pct
JEPSEN, Bart.....	1	1	1.000
BOWER, Ricky.....	3	4	.750
HANSEN, Travis.....	5	8	.625
ALLEN, John.....	3	5	.600
BIGELOW, Mark.....	7	13	.538
LEMES, Luiz.....	1	2	.500
NASHIF, Terry.....	2	5	.400
WOODBERRY, Kevin....	4	16	.250

FT PERCENTAGE	FT	ATT	Pct
ALLEN, John.....	4	4	1.000
NASHIF, Terry.....	6	6	1.000
BOWER, Ricky.....	13	15	.867
HANSEN, Travis.....	21	26	.808
JENSEN, Jared.....	19	24	.792
BIGELOW, Mark.....	15	20	.750
WOODBERRY, Kevin....	5	8	.625
ARAUJO, Rafael.....	3	5	.600
HOWARD, Dan.....	3	5	.600
LEMES, Luiz.....	0	2	.000

POINTS	G	Pts	Pts/G
HANSEN, Travis.....	4	62	15.5
BIGELOW, Mark.....	4	60	15.0
JENSEN, Jared.....	4	45	11.3
WOODBERRY, Kevin....	4	25	6.3
BOWER, Ricky.....	4	24	6.0
ARAUJO, Rafael.....	4	23	5.8
NASHIF, Terry.....	4	18	4.5
ALLEN, John.....	4	17	4.3
HOWARD, Dan.....	4	15	3.8
LEMES, Luiz.....	4	7	1.8
JEPSEN, Bart.....	3	7	2.3
SHOFF, Jake.....	2	2	1.0

FIELD GOAL ATTEMPTS	G	Att	Att/G
HANSEN, Travis.....	4	37	9.3
BIGELOW, Mark.....	4	35	8.8
WOODBERRY, Kevin....	4	29	7.3
JENSEN, Jared.....	4	20	5.0
ARAUJO, Rafael.....	4	19	4.8

FIELD GOALS MADE	G	Made	Made/G
BIGELOW, Mark.....	4	19	4.8
HANSEN, Travis.....	4	18	4.5
JENSEN, Jared.....	4	13	3.3
ARAUJO, Rafael.....	4	10	2.5
WOODBERRY, Kevin....	4	8	2.0

3-POINT FG ATTEMPTS	G	Att	Att/G
WOODBERRY, Kevin....	4	16	4.0
BIGELOW, Mark.....	4	13	3.3
HANSEN, Travis.....	4	8	2.0
NASHIF, Terry.....	4	5	1.3
ALLEN, John.....	4	5	1.3

3-POINT FGS MADE	G	Made	Made/G
BIGELOW, Mark.....	4	7	1.8
HANSEN, Travis.....	4	5	1.3
WOODBERRY, Kevin....	4	4	1.0
ALLEN, John.....	4	3	0.8
BOWER, Ricky.....	4	3	0.8

FREE THROW ATTEMPTS	G	Att	Att/G
HANSEN, Travis.....	4	26	6.5
JENSEN, Jared.....	4	24	6.0
BIGELOW, Mark.....	4	20	5.0
BOWER, Ricky.....	4	15	3.8
WOODBERRY, Kevin....	4	8	2.0

FREE THROWS MADE	G	Made	Made/G
BIGELOW, Mark.....	4	15	3.8
HANSEN, Travis.....	4	21	5.3
JENSEN, Jared.....	4	19	4.8
ARAUJO, Rafael.....	4	3	0.8
WOODBERRY, Kevin....	4	5	1.3

POINTS AVERAGE	G	Pts	Avg/G
HANSEN, Travis.....	4	62	15.5
BIGELOW, Mark.....	4	60	15.0
JENSEN, Jared.....	4	45	11.3
WOODBERRY, Kevin....	4	25	6.3
BOWER, Ricky.....	4	24	6.0
ARAUJO, Rafael.....	4	23	5.8
NASHIF, Terry.....	4	18	4.5
ALLEN, John.....	4	17	4.3
HOWARD, Dan.....	4	15	3.8
JEPSEN, Bart.....	3	7	2.3
LEMES, Luiz.....	4	7	1.8
SHOFF, Jake.....	2	2	1.0

2002-03 BYU MEN'S BASKETBALL
 BYU Cougars Category Leaders (as of Nov 30, 2002)
 All games

REBOUNDS	G	Reb	Reb/G
ARAUJO, Rafael.....	4	27	6.8
HANSEN, Travis.....	4	26	6.5
JENSEN, Jared.....	4	17	4.3
BOWER, Ricky.....	4	12	3.0
BIGELOW, Mark.....	4	11	2.8

REBOUND AVERAGE	G	Reb	Avg/G
ARAUJO, Rafael.....	4	27	6.8
HANSEN, Travis.....	4	26	6.5
JENSEN, Jared.....	4	17	4.3
BOWER, Ricky.....	4	12	3.0
BIGELOW, Mark.....	4	11	2.8

OFFENSIVE REBOUNDS	G	No.	Avg/G
HANSEN, Travis.....	4	13	3.3
ARAUJO, Rafael.....	4	6	1.5
SHOFF, Jake.....	2	3	1.5
ALLEN, John.....	4	2	0.5
JENSEN, Jared.....	4	2	0.5

DEFENSIVE REBOUNDS	G	No.	Avg/G
ARAUJO, Rafael.....	4	21	5.3
JENSEN, Jared.....	4	15	3.8
HANSEN, Travis.....	4	13	3.3
BIGELOW, Mark.....	4	11	2.8
BOWER, Ricky.....	4	11	2.8

FOULS	G	No.	Per/G
ARAUJO, Rafael.....	4	18	4.5
ALLEN, John.....	4	13	3.3
JENSEN, Jared.....	4	12	3.0
BIGELOW, Mark.....	4	9	2.3
HOWARD, Dan.....	4	9	2.3

FOULOUTS	G	No.
ARAUJO, Rafael.....	4	2
JENSEN, Jared.....	4	1

ASSISTS	G	No.	A/G
HANSEN, Travis.....	4	12	3.0
BIGELOW, Mark.....	4	11	2.8
NASHIF, Terry.....	4	8	2.0
WOODBERRY, Kevin....	4	6	1.5
ARAUJO, Rafael.....	4	4	1.0
BOWER, Ricky.....	4	4	1.0

STEALS	G	No.	S/G
WOODBERRY, Kevin....	4	7	1.8
NASHIF, Terry.....	4	6	1.5
BIGELOW, Mark.....	4	5	1.3
ARAUJO, Rafael.....	4	4	1.0
HANSEN, Travis.....	4	2	0.5

BLOCKED SHOTS	G	No.	Blk/G
HOWARD, Dan.....	4	4	1.0
ARAUJO, Rafael.....	4	3	0.8
WOODBERRY, Kevin....	4	2	0.5
HANSEN, Travis.....	4	2	0.5
BIGELOW, Mark.....	4	2	0.5

MINUTES	G	No.	Min/G
HANSEN, Travis.....	4	116	29.0
BIGELOW, Mark.....	4	114	28.5
WOODBERRY, Kevin....	4	102	25.5
BOWER, Ricky.....	4	90	22.5
ARAUJO, Rafael.....	4	71	17.8

TURNOVERS	G	No.	TO/G
HANSEN, Travis.....	4	12	3.0
WOODBERRY, Kevin....	4	10	2.5
ARAUJO, Rafael.....	4	10	2.5
BIGELOW, Mark.....	4	6	1.5
BOWER, Ricky.....	4	6	1.5

2002-03 BYU MEN'S BASKETBALL
 BYU Cougars Team Game-by-Game (as of Nov 30, 2002)
 All games

TEAM STATISTICS

Opponent	Date	Score	W/L	---TOTAL---		--3-PTRS--		----REBOUNDS----		PF	A	TO	Blk	Stl	Pts---Avg					
				FG-FGA	Pct	3FG-FGA	Pct	Off	Def						Tot	Avg	Pts	Avg		
vs Toledo	11/22/02	71-56	W	21-49	.429	8-13	.615	21-27	.778	10	25	35	35.0	25	12	17	1	6	71	71.0
vs Kansas State	11/23/02	73-64	W	21-44	.477	7-13	.538	24-34	.706	7	25	32	33.5	26	13	13	5	5	73	72.0
vs St. Bonaventure	11/25/02	66-57	W	20-50	.400	4-15	.267	22-27	.815	13	33	46	37.7	23	9	18	5	6	66	70.0
RICE	11/30/02	95-56	W	33-53	.623	7-13	.538	22-27	.815	8	27	35	37.0	19	17	14	3	12	95	76.2
BYU Cougars		305		95-196	.485	26-54	.481	89-115	.774	38	110	148	37.0	93	51	62	14	29	305	76.2
Opponents		233		75-222	.338	17-60	.283	66-98	.673	49	76	125	31.3	92	31	62	14	25	233	58.2

Games played: 4
 Points/game: 76.2
 FG Pct: 48.5
 3FG Pct: 48.1
 FT Pct: 77.4

Rebounds/game: 37.0
 Assists/game: 12.8
 Turnovers/game: 15.5
 Assist/turnover ratio: 0.8
 Steals/game: 7.3
 Blocks/game: 3.5

2002-03 BYU MEN'S BASKETBALL
 BYU Cougars Opponent Game-by-Game (as of Nov 30, 2002)
 All games

OPPONENT STATISTICS

Opponent	Date	Score	W/L	---TOTAL---			--3-PTRS--			----REBOUNDS----				PF	A	TO	Blk	Stl	Pts---Avg	
				FG-FGA	Pct	3FG-FGA	Pct	FT-FTA	Pct	Off	Def	Tot	Avg							
vs Toledo	11/22/02	71-56	W	18-52	.346	5-19	.263	15-23	.652	11	18	29	29.0	23	7	17	6	4	56	56.0
vs Kansas State	11/23/02	73-64	W	21-52	.404	3-8	.375	19-31	.613	8	21	29	29.0	23	9	10	4	6	64	60.0
vs St. Bonaventure	11/25/02	66-57	W	18-64	.281	6-17	.353	15-22	.682	16	20	36	31.3	24	7	11	2	8	57	59.0
RICE	11/30/02	95-56	W	18-54	.333	3-16	.188	17-22	.773	14	17	31	31.3	22	8	24	2	7	56	58.2
Opponents		233		75-222	.338	17-60	.283	66-98	.673	49	76	125	31.3	92	31	62	14	25	233	58.2
BYU Cougars		305		95-196	.485	26-54	.481	89-115	.774	38	110	148	37.0	93	51	62	14	29	305	76.2

Games played: 4
 Points/game: 58.2
 FG Pct: 33.8
 3FG Pct: 28.3
 FT Pct: 67.3

Rebounds/game: 31.3
 Assists/game: 7.8
 Turnovers/game: 15.5
 Assist/turnover ratio: 0.5
 Steals/game: 6.3
 Blocks/game: 3.5

2002-03 BYU MEN'S BASKETBALL

BYU Cougars Game-by-Game Points-Rebounds-Assists (as of Nov 30, 2002)

All games

Opponent	Date	Score	WL	02	03	04	05	10	14	15	24	32
-----	----	----	--	-----								
				HANSEN,TR	BIGELOW,M	LEMES,LUI	SHOFF,JAK	NASHIF,TE	BOWER,RIC	ALLEN,JOH	WOODBERRY	JEPSEN,BA
vs Toledo	11/22/02	71-56	W	22- 8- 5	12- 5- 3	0- 1- 0	DNP	3- 3- 1	10- 3- 1	5- 1- 1	5- 3- 1	0- 0- 0
vs Kansas State	11/23/02	73-64	W	19- 2- 2	18- 3- 4	0- 1- 1	0- 4- 0	3- 0- 0	7- 4- 2	5- 1- 0	2- 0- 3	0- 0- 0
vs St. Bonaventure	11/25/02	66-57	W	12-12- 1	11- 2- 2	0- 0- 0	2- 1- 0	2- 1- 2	4- 5- 1	5- 4- 0	8- 1- 2	DNP
RICE	11/30/02	95-56	W	9- 4- 4	19- 1- 2	7- 2- 2	DNP	10- 5- 5	3- 0- 0	2- 3- 1	10- 2- 0	7- 2- 0

Opponent	Date	Score	WL	40	52	55
-----	----	----	--	-----		
				HOWARD,DA	JENSEN,JA	ARAUJO,RA
vs Toledo	11/22/02	71-56	W	11- 2- 0	2- 1- 0	1- 5- 0
vs Kansas State	11/23/02	73-64	W	0- 2- 1	10- 5- 0	9- 4- 0
vs St. Bonaventure	11/25/02	66-57	W	0- 0- 0	15- 6- 0	7-10- 1
RICE	11/30/02	95-56	W	4- 0- 0	18- 5- 0	6- 8- 3

2002-03 BYU MEN'S BASKETBALL
 BYU Cougars Game-by-Game Highs (as of Nov 30, 2002)
 All games

Opponent	Date	Score	WL	POINTS	REBOUNDS	ASSISTS	STEALS	BLOCKED SHOTS
vs Toledo	11/22/02	71-56	W	22-HANSEN, Travi	8-HANSEN, Travi	5-HANSEN, Travi	2-WOODBERRY, Ke NASHIF, Terry	1-ARAUJO, Rafae
vs Kansas State	11/23/02	73-64	W	19-HANSEN, Travi	5-JENSEN, Jared	4-BIGELOW, Mark	3-BIGELOW, Mark	3-HOWARD, Dan
vs St. Bonaventure	11/25/02	66-57	W	15-JENSEN, Jared	12-HANSEN, Travi	2-NASHIF, Terry BIGELOW, Mark WOODBERRY, Ke	2-WOODBERRY, Ke NASHIF, Terry	2-ARAUJO, Rafae
RICE	11/30/02	95-56	W	19-BIGELOW, Mark	8-ARAUJO, Rafae	5-NASHIF, Terry	3-ARAUJO, Rafae WOODBERRY, Ke	1-HOWARD, Dan WOODBERRY, Ke HANSEN, Travi

2002-03 BYU MEN'S BASKETBALL
 BYU Cougars High/Low Analysis (as of Nov 30, 2002)
 All games

BYU Cougars - TEAM GAME HIGHS

POINTS.....	95	vs RICE (11/30/02)
	73	vs Kansas State (11/23/02)
	71	vs Toledo (11/22/02)
	66	vs St. Bonaventure (11/25/02)
FIELD GOALS MADE.....	33	vs RICE (11/30/02)
	21	vs Kansas State (11/23/02)
	21	vs Toledo (11/22/02)
FIELD GOAL ATTEMPTS.....	53	vs RICE (11/30/02)
	50	vs St. Bonaventure (11/25/02)
FIELD GOAL PERCENTAGE.....	.623 (33-53)	vs RICE (11/30/02)
	.477 (21-44)	vs Kansas State (11/23/02)
3 PT FIELD GOALS MADE.....	8	vs Toledo (11/22/02)
	7	vs RICE (11/30/02)
	7	vs Kansas State (11/23/02)
3 PT FG ATTEMPTS.....	15	vs St. Bonaventure (11/25/02)
	13	vs RICE (11/30/02)
	13	vs Kansas State (11/23/02)
	13	vs Toledo (11/22/02)
3 PT FG PERCENTAGE.....	.615 (8-13)	vs Toledo (11/22/02)
	.538 (7-13)	vs RICE (11/30/02)
	.538 (7-13)	vs Kansas State (11/23/02)
FREE THROWS MADE.....	24	vs Kansas State (11/23/02)
	22	vs RICE (11/30/02)
	22	vs St. Bonaventure (11/25/02)
FREE THROW ATTEMPTS.....	34	vs Kansas State (11/23/02)
	27	vs RICE (11/30/02)
	27	vs St. Bonaventure (11/25/02)
	27	vs Toledo (11/22/02)
FREE THROW PERCENTAGE.....	.815 (22-27)	vs RICE (11/30/02)
	.815 (22-27)	vs St. Bonaventure (11/25/02)
REBOUNDS.....	46	vs St. Bonaventure (11/25/02)
	35	vs RICE (11/30/02)
	35	vs Toledo (11/22/02)
ASSISTS.....	17	vs RICE (11/30/02)
	13	vs Kansas State (11/23/02)
STEALS.....	12	vs RICE (11/30/02)
	6	vs St. Bonaventure (11/25/02)
	6	vs Toledo (11/22/02)
BLOCKED SHOTS.....	5	vs St. Bonaventure (11/25/02)
	5	vs Kansas State (11/23/02)
TURNOVERS.....	18	vs St. Bonaventure (11/25/02)
	17	vs Toledo (11/22/02)
FOULS.....	26	vs Kansas State (11/23/02)
	25	vs Toledo (11/22/02)

2002-03 BYU MEN'S BASKETBALL
 BYU Cougars High/Low Analysis (as of Nov 30, 2002)
 All games

Opponent - GAME HIGHS

POINTS.....	64	vs Kansas State (11/23/02)
	57	vs St. Bonaventure (11/25/02)
	56	vs RICE (11/30/02)
	56	vs Toledo (11/22/02)
FIELD GOALS MADE.....	21	vs Kansas State (11/23/02)
	18	vs RICE (11/30/02)
	18	vs St. Bonaventure (11/25/02)
	18	vs Toledo (11/22/02)
FIELD GOAL ATTEMPTS.....	64	vs St. Bonaventure (11/25/02)
	54	vs RICE (11/30/02)
FIELD GOAL PERCENTAGE.....	.404 (21-52)	vs Kansas State (11/23/02)
	.346 (18-52)	vs Toledo (11/22/02)
3 PT FIELD GOALS MADE.....	6	vs St. Bonaventure (11/25/02)
	5	vs Toledo (11/22/02)
3 PT FG ATTEMPTS.....	19	vs Toledo (11/22/02)
	17	vs St. Bonaventure (11/25/02)
3 PT FG PERCENTAGE.....	.375 (3-8)	vs Kansas State (11/23/02)
	.353 (6-17)	vs St. Bonaventure (11/25/02)
FREE THROWS MADE.....	19	vs Kansas State (11/23/02)
	17	vs RICE (11/30/02)
FREE THROW ATTEMPTS.....	31	vs Kansas State (11/23/02)
	23	vs Toledo (11/22/02)
FREE THROW PERCENTAGE.....	.773 (17-22)	vs RICE (11/30/02)
	.682 (15-22)	vs St. Bonaventure (11/25/02)
REBOUNDS.....	36	vs St. Bonaventure (11/25/02)
	31	vs RICE (11/30/02)
ASSISTS.....	9	vs Kansas State (11/23/02)
	8	vs RICE (11/30/02)
STEALS.....	8	vs St. Bonaventure (11/25/02)
	7	vs RICE (11/30/02)
BLOCKED SHOTS.....	6	vs Toledo (11/22/02)
	4	vs Kansas State (11/23/02)
TURNOVERS.....	24	vs RICE (11/30/02)
	17	vs Toledo (11/22/02)
FOULS.....	24	vs St. Bonaventure (11/25/02)
	23	vs Kansas State (11/23/02)
	23	vs Toledo (11/22/02)

2002-03 BYU MEN'S BASKETBALL
 BYU Cougars High/Low Analysis (as of Nov 30, 2002)
 All games

BYU Cougars - GAME LOWS

POINTS.....	66	vs St. Bonaventure (11/25/02)
	71	vs Toledo (11/22/02)
	73	vs Kansas State (11/23/02)
	95	vs RICE (11/30/02)
FIELD GOALS MADE.....	20	vs St. Bonaventure (11/25/02)
	21	vs Toledo (11/22/02)
	21	vs Kansas State (11/23/02)
FIELD GOAL ATTEMPTS.....	44	vs Kansas State (11/23/02)
	49	vs Toledo (11/22/02)
FIELD GOAL PERCENTAGE.....	.400 (20-50)	vs St. Bonaventure (11/25/02)
	.429 (21-49)	vs Toledo (11/22/02)
3 PT FIELD GOALS MADE.....	4	vs St. Bonaventure (11/25/02)
	7	vs Kansas State (11/23/02)
	7	vs RICE (11/30/02)
3 PT FG ATTEMPTS.....	13	vs Toledo (11/22/02)
	13	vs Kansas State (11/23/02)
	13	vs RICE (11/30/02)
3 PT FG PERCENTAGE.....	.267 (4-15)	vs St. Bonaventure (11/25/02)
	.538 (7-13)	vs Kansas State (11/23/02)
	.538 (7-13)	vs RICE (11/30/02)
FREE THROWS MADE.....	21	vs Toledo (11/22/02)
	22	vs St. Bonaventure (11/25/02)
	22	vs RICE (11/30/02)
FREE THROW ATTEMPTS.....	27	vs Toledo (11/22/02)
	27	vs St. Bonaventure (11/25/02)
	27	vs RICE (11/30/02)
FREE THROW PERCENTAGE.....	.706 (24-34)	vs Kansas State (11/23/02)
	.778 (21-27)	vs Toledo (11/22/02)
REBOUNDS.....	32	vs Kansas State (11/23/02)
	35	vs Toledo (11/22/02)
	35	vs RICE (11/30/02)
ASSISTS.....	9	vs St. Bonaventure (11/25/02)
	12	vs Toledo (11/22/02)
STEALS.....	5	vs Kansas State (11/23/02)
	6	vs Toledo (11/22/02)
	6	vs St. Bonaventure (11/25/02)
BLOCKED SHOTS.....	1	vs Toledo (11/22/02)
	3	vs RICE (11/30/02)
TURNOVERS.....	13	vs Kansas State (11/23/02)
	14	vs RICE (11/30/02)
FOULS.....	19	vs RICE (11/30/02)
	23	vs St. Bonaventure (11/25/02)

2002-03 BYU MEN'S BASKETBALL
 BYU Cougars High/Low Analysis (as of Nov 30, 2002)
 All games

Opponent - GAME LOWS

POINTS.....	56	vs Toledo (11/22/02)
	56	vs RICE (11/30/02)
	57	vs St. Bonaventure (11/25/02)
	64	vs Kansas State (11/23/02)
FIELD GOALS MADE.....	18	vs Toledo (11/22/02)
	18	vs St. Bonaventure (11/25/02)
	18	vs RICE (11/30/02)
FIELD GOAL ATTEMPTS.....	52	vs Toledo (11/22/02)
	52	vs Kansas State (11/23/02)
FIELD GOAL PERCENTAGE.....	.281 (18-64)	vs St. Bonaventure (11/25/02)
	.333 (18-54)	vs RICE (11/30/02)
3 PT FIELD GOALS MADE.....	3	vs Kansas State (11/23/02)
	3	vs RICE (11/30/02)
3 PT FG ATTEMPTS.....	8	vs Kansas State (11/23/02)
	16	vs RICE (11/30/02)
3 PT FG PERCENTAGE.....	.188 (3-16)	vs RICE (11/30/02)
	.263 (5-19)	vs Toledo (11/22/02)
FREE THROWS MADE.....	15	vs Toledo (11/22/02)
	15	vs St. Bonaventure (11/25/02)
FREE THROW ATTEMPTS.....	22	vs St. Bonaventure (11/25/02)
	22	vs RICE (11/30/02)
FREE THROW PERCENTAGE.....	.613 (19-31)	vs Kansas State (11/23/02)
	.652 (15-23)	vs Toledo (11/22/02)
REBOUNDS.....	29	vs Toledo (11/22/02)
	29	vs Kansas State (11/23/02)
ASSISTS.....	7	vs Toledo (11/22/02)
	7	vs St. Bonaventure (11/25/02)
STEALS.....	4	vs Toledo (11/22/02)
	6	vs Kansas State (11/23/02)
BLOCKED SHOTS.....	2	vs St. Bonaventure (11/25/02)
	2	vs RICE (11/30/02)
TURNOVERS.....	10	vs Kansas State (11/23/02)
	11	vs St. Bonaventure (11/25/02)
FOULS.....	22	vs RICE (11/30/02)
	23	vs Toledo (11/22/02)
	23	vs Kansas State (11/23/02)

2002-03 BYU MEN'S BASKETBALL
 BYU Cougars High/Low Analysis (as of Nov 30, 2002)
 All games

BYU Cougars - INDIVIDUAL GAME HIGHS

POINTS.....	22	HANSEN, Travis vs Toledo (11/22/02)
	19	BIGELOW, Mark vs RICE (11/30/02)
	19	HANSEN, Travis vs Kansas State (11/23/02)
	18	JENSEN, Jared vs RICE (11/30/02)
	18	BIGELOW, Mark vs Kansas State (11/23/02)
FIELD GOALS MADE.....	7	BIGELOW, Mark vs RICE (11/30/02)
	7	HANSEN, Travis vs Toledo (11/22/02)
FIELD GOAL ATT.....	13	WOODBERRY, Kevin vs St. Bonaventure (11/25/02)
	12	BIGELOW, Mark vs Kansas State (11/23/02)
	12	HANSEN, Travis vs Toledo (11/22/02)
FG PCT (min 5 made).....	1.000 (6-6)	JENSEN, Jared vs RICE (11/30/02)
	.700 (7-10)	BIGELOW, Mark vs RICE (11/30/02)
3 PT FG MADE.....	3	BIGELOW, Mark vs Kansas State (11/23/02)
	2	WOODBERRY, Kevin vs RICE (11/30/02)
	2	BIGELOW, Mark vs RICE (11/30/02)
	2	HANSEN, Travis vs Kansas State (11/23/02)
	2	HANSEN, Travis vs Toledo (11/22/02)
	2	BOWER, Ricky vs Toledo (11/22/02)
3 PT FG ATTEMPTS.....	7	WOODBERRY, Kevin vs St. Bonaventure (11/25/02)
	5	BIGELOW, Mark vs Kansas State (11/23/02)
3-PT FG PCT (min 2 made).....	1.000 (2-2)	WOODBERRY, Kevin vs RICE (11/30/02)
	1.000 (2-2)	HANSEN, Travis vs Kansas State (11/23/02)
	1.000 (2-2)	BOWER, Ricky vs Toledo (11/22/02)
FREE THROWS MADE.....	8	HANSEN, Travis vs St. Bonaventure (11/25/02)
	7	JENSEN, Jared vs St. Bonaventure (11/25/02)
	7	BOWER, Ricky vs Kansas State (11/23/02)
	7	BIGELOW, Mark vs Toledo (11/22/02)
FREE THROW ATT.....	10	HANSEN, Travis vs St. Bonaventure (11/25/02)
	10	BIGELOW, Mark vs Toledo (11/22/02)
FT PCT (min 3 made).....	1.000 (6-6)	NASHIF, Terry vs RICE (11/30/02)
	1.000 (6-6)	HANSEN, Travis vs Toledo (11/22/02)
	1.000 (4-4)	BOWER, Ricky vs Toledo (11/22/02)
REBOUNDS.....	12	HANSEN, Travis vs St. Bonaventure (11/25/02)
	10	ARAUJO, Rafael vs St. Bonaventure (11/25/02)
ASSISTS.....	5	NASHIF, Terry vs RICE (11/30/02)
	5	HANSEN, Travis vs Toledo (11/22/02)
STEALS.....	3	WOODBERRY, Kevin vs RICE (11/30/02)
	3	ARAUJO, Rafael vs RICE (11/30/02)
	3	BIGELOW, Mark vs Kansas State (11/23/02)
BLOCKED SHOTS.....	3	HOWARD, Dan vs Kansas State (11/23/02)
	2	ARAUJO, Rafael vs St. Bonaventure (11/25/02)
TURNOVERS.....	8	HANSEN, Travis vs St. Bonaventure (11/25/02)
	4	ARAUJO, Rafael vs Toledo (11/22/02)
FOULS.....	5	ARAUJO, Rafael vs Kansas State (11/23/02)
	5	JENSEN, Jared vs Toledo (11/22/02)
	5	ARAUJO, Rafael vs Toledo (11/22/02)