



# Cougar Basketball

## CONTACT INFORMATION

Basketball Media Relations Contact: Brett Pyne  
 Office Phone: (801) 422-4912  
 Cell Phone: (801) 367-1631  
 Home Phone: (801) 796-6867  
 Email: brett\_pyne@byu.edu  
 Assoc. AD/Media Relations Director: Duff Tittle  
 Office Phone: (801) 422-8948  
 Home Phone: (801) 227-0746  
 Email: duff\_tittle@byu.edu  
 Media Relations Fax: (801) 422-0633  
 Pressrow Phone: (801) 378-3675  
 Mailing Address: 30 SFH, Provo, UT 84602-2239

## 2002-03 BYU SCHEDULE

### NOVEMBER 2002

Nov. 5 EA Sports All-Stars (Exb) 89-84 W  
 Nov. 13 Dominican Republic (Exb) 92-55 W  
 Nov. 22-25 Paradise Jam @ U.S. Virgin Islands  
 Nov 22 v. Toledo 71-56 W  
 Nov 23 v. Kansas State 73-64 W  
 Nov 25 v. St. Bonaventure 66-57 W  
 Nov. 30 Rice 95-56 W

### DECEMBER 2002

Dec. 4 @ Arizona State (FSN) 64-60 W  
 Dec. 7 @ Creighton 64-74 L  
 Dec. 11 San Diego 7:00 p.m.  
 Dec. 14 Utah State (SWP) 7:00 p.m.  
 Dec. 21 UC Santa Barbara 5:00 p.m.  
 Dec. 23 @ San Francisco 7:00 p.m.  
 Dec. 28 Southern Utah 7:00 p.m.

### JANUARY 2003

Jan. 2 Pepperdine 7:00 p.m.  
 Jan. 4 Touchstone Energy All-College Classic  
 in Oklahoma City  
 v. Oklahoma State (ESPN2) 5:30 p.m.  
 Jan. 8 @ Weber State 7:00 p.m.  
 Jan. 11 Idaho State 7:00 p.m.  
 Jan. 16 UNLV (SWP) 7:00 p.m.  
 Jan. 20 @ San Diego State (SWP) 7:00 p.m.  
 Jan. 25 UTAH (ESPN+Plus) 1:00 p.m.

### FEBRUARY 2003

Feb. 1 New Mexico (ESPN+Plus) 1:00 p.m.  
 Feb. 3 Air Force 8:30 p.m.  
 Feb. 8 @ Wyoming (ESPN+Plus) 1:00 p.m.  
 Feb. 10 @ Colorado State 7:00 p.m.  
 Feb. 14 @ UNLV (SWP) 7:30 p.m.  
 Feb. 17 San Diego State (SWP) 8:30 p.m.  
 Feb. 24 @ Utah (ESPN) 10:00 p.m.

### MARCH 2003

Mar. 1 @ Air Force (SWP) 4:00 p.m.  
 Mar. 3 @ New Mexico (SWP) 7:00 p.m.  
 Mar. 6 Wyoming (SWP) 7:00 p.m.  
 Mar. 8 Colorado State (SWP) 7:00 p.m.  
 Mar. 12-15 MWC Tournament @ Las Vegas

\*Game times are local to site  
 SWP - SportsWest Productions  
 FSA - Fox SportsNet Arizona

## GAME # 7 FAST FACTS

### BYU (5-1, 0-0 MWC) vs. SAN DIEGO (4-2, 0-0 WCC)

Wednesday, Dec. 11, 2002  
 Marriott Center (22,700)  
 Provo, Utah  
 7 p.m. MST

Coaches: .BYU, Steve Cleveland (90-70 in sixth year; same overall)  
 USD, Brad Holland (130-101 in ninth year; 153-132 in 11th year overall)

Series: . . .BYU leads, 1-0  
 Last Meeting: BYU won 70-59 in San Diego in last year's season-opener on Nov. 17, 2001

TV: . . . .None

Radio: . . .KSL Newsradio 1160 AM (Cougar Sports Network)  
 Pregame Air Time: 6 p.m. MST  
 Play-by-Play: Greg Wrubell  
 Game Analyst: Mark Durrant

Web: . . .Live audio link available at [byucougars.com/basketball\\_m/](http://byucougars.com/basketball_m/) (select 2002-03 schedule)

### BYU'S PROBABLE STARTERS:

POS.	#	NAME	HT.	WT.	YR.	PPG	RPG
F	3	Mark Bigelow	6-7	195	Jr.	14.5	3.2 2.3 apg
F	52	Jared Jensen	6-9	250	So.	11.0	4.3
C	55	Rafael Araujo	6-11	265	Jr.	6.3	8.3
G	2	Travis Hansen	6-6	210	Sr.	16.0	4.8 2.8 apg
G	24	Kevin Woodberry	6-0	170	Jr.	5.2	1.7 1.7 apg

### BYU RESERVES:

POS.	#	NAME	HT.	WT.	YR.	PPG	RPG
G	14	Ricky Bower	6-4	185	Jr.	5.8	2.2 1.7 apg
F	15	John Allen	6-7	215	So.	4.2	2.2
G	10	Terry Nashif	5-10	165	Fr.	3.0	2.2 1.3 apg
C	40	Dan Howard	7-0	225	Jr.	2.5	1.0
F	32	Bart Jepsen	6-9	235	Jr.	1.8	0.6
G	4	Luiz Lemes	6-3	180	Jr.	1.7	0.8
F	5	Jake Shoff	6-9	265	Jr.	0.8	1.8

## COUGARS HOST SAN DIEGO WEDNESDAY

After splitting its road trip at Arizona State and Creighton last week, BYU (5-1) hosts the University of San Diego (4-2) Wednesday at 7 p.m. MST in the Marriott Center. The game is not being televised. The radio broadcast can be heard on KSL Newsradio 1160 and the Cougar Sports Network, beginning at 6 p.m. MST with a one-hour pregame show. KSL's Greg Wrubell will call the play-by-play action with Mark Durrant providing game analysis. A live internet audio link is available on the basketball page of the official BYU athletics website, [byucougars.com](http://byucougars.com).

The Cougars are 5-1 after playing five of its first six games away from Provo. They are coming off a 64-60 victory at Arizona State and a 74-64 loss at Creighton, who at 6-0 moved up to No. 23 in the AP Poll and No. 24 in the ESPN/USA Today Poll with the win and is ranked No. 2 in the national Sagarin ratings. Beginning with Wednesday's game against San Diego, BYU will play five of its next six games in the Marriott Center. The Cougars currently own the nation's longest homecourt winning streak at 37 games. BYU returns eight lettermen and three starters from last year's 18-12 NIT team, led by second-team All-Mountain West Conference guard Travis Hansen. BYU opened this season with three wins at the Paradise Jam in the U.S. Virgin Islands to claim the 2002 title.

San Diego has four senior starters and three returning starters from last year's 16-13 team. The Toreros are 3-1 away from home this year and 2-1 on an opponent's homecourt, including a victory at preseason nationally ranked UCLA.



**SERIES BREAKDOWN**

Overall Series Record: BYU leads 1-0  
 BYU Record in Provo: 0-0  
 BYU Record in San Diego: 1-0  
 BYU Record at Neutral Sites: 0-0  
 BYU Record under Steve Cleveland: 1-0  
 BYU Record in Overtime Games: N/A  
 Longest BYU Win Streak: 1 (2001-present)  
 Longest San Diego Win Streak: N/A  
 Largest BYU Margin of Victory: 11, 70-59 in 2001  
 Largest San Diego Margin of Victory: N/A  
 Most Points Scored by BYU: 70 in 2001  
 Most Points Scored by ASU: 59 in 2001

Date	Opponent	Score	W/L
11-17-01	at U of San Diego	70-59	W

**SAN DIEGO GENERAL INFO**

Location: San Diego, Calif.  
 Founded: 1949  
 Enrollment: 6,943  
 Nickname: Toreros  
 Colors: Columbia Blue, Navy and White  
 Home Arena: Jenny Craig Pavilion  
 Conference: West Coast  
 Athletic Director: Tom Iannacone

**BASKETBALL INFO**

Head Coach: Brad Holland  
 Alma Mater: UCLA (1979)  
 Best time to call: Weekday mornings  
 Office Phone: (619) 260-4829  
 Overall Record (Years): 149-130 (11th)  
 Record at School (Years): 126-99 (9th)  
 Assistant Coaches: Brian Fish, Steve Flint, Sam Scholl

**2001-2002**

Overall Record: 16-13  
 Conf. Record/Finish: 7-7  
 Final Ranking/Post Season Finish: NA

**2002-2003**

Letterman Returning/Lost: 6/5  
 Starters Returning/Lost: 2/3

**RETURNING STARTERS**

Jason Blair, 6-7, 230, Sr., F (14.4 ppg, 6.8 rpg)  
 Roy Morris., 6-2, 182, Sr., G (5.9 ppg, 2.2 rpg)  
 Matt Delzell, 6-2, 180, Sr. G (3.4 ppg, 2.2 rpg)

**SERIES HISTORY**

Series Record: BYU leads 1-0  
 Last Meeting: Nov. 17, 2001  
 Result: BYU won 70-59

**MEDIA RELATIONS**

Basketball Contact: Ted Gosen  
 Office: (619) 260-4745  
 Home: (858) 486-3284  
 Email: tgosen@sandiego.edu  
 Fax: (619) 260-2990  
 Press Row: (619) 260-7555  
 Web Site: www.usdtoreros.com

**SAN DIEGO TOREROS**

The University of San Diego Toreros are off to a 4-2 start this season, including a win at preseason nationally ranked UCLA. In his ninth year in San Diego, UCLA alumnus Brad Holland returns three starters and six lettermen from last year's 16-13 team that finished 7-7 in the West Coast Conference. The Toreros are 1-1 at home this year, 1-0 on a neutral court and 2-1 in away games. They have wins over Nevada (77-75 at home), UCLA (86-81 in OT at UCLA), UC Riverside (84-64 at Riverside), and IUPUI (81-74 at Purdue Boilermaker Invitational) with losses to Cal State Northridge Classic (64-61 at Northridge) and Purdue (95-65 at Purdue). The Toreros boast an experienced squad with four seniors starting along with one freshman. Eight players are averaging at least 17 minutes per game. Redshirt senior center Jason Keep scores a team-leading 17.7 points and adds 8.0 rebounds per game. The 6-foot-10, 290 force in the middle shoots 64.5 percent from the floor and is coming off a 24-point, 9-rebound outing at Purdue. Last year's returning starters Jason Blair (6-foot-7, 230, Sr., Forward), Roy Morris (6-foot-2, 182, Sr., Guard) and Matt Delzell (6-foot-2, 180, Fr., Guard) are adding 16.3, 14.2 and 6.5 points, respectively. Freshman guard Travis Smith (6-foot-3, 180) has started all six games, averaging 3.3 points and 2.2 rebounds in 20.8 minutes. Blair is pulling down a team-leading 10.3 boards, 4.3 on the offensive glass, while averaging a double-double over the first six games. As a team, San Diego shoots 47 percent from the floor, 30 percent on threes, and 62.6 percent from the line while scoring 75.7 points. The Toreros are allowing 75.5 points, 44.4 percent shooting, including 37 percent three-point shooting. With Blair and Keep patrolling the glass, San Diego has out boarded its opponents by nine rebounds per game while pulling down 40.3 rebounds per contest. Coach Brad Holland is 130-101 in his ninth year with the Toreros.

**SAN DIEGO'S PROBABLE STARTERS**

POS.	#	NAME	HT.	WT.	YR.	PPG	RPG	OTHER
F	34	Jason Blair	6-7	230	Sr.	16.3	10.3	10 pts, 11 rbs at Purdue
C	43	Jason Keep	6-10	290	Sr.	17.7	8.0	24 pts, 9 rbs at Purdue
G/F	14	Matt Delzell	6-2	180	Sr.	6.5	3.3	2.2 apg
G	10	Roy Morris	6-2	182	Sr.	14.2	1.8	team-leading 3.0 apg
G	3	Travis Smith	6-3	180	Fr.	3.3	2.2	2.5 apg

**SERIES TIDBITS**

This is only the second meeting between the two schools, with BYU winning last year in San Diego in the season-opener, 70-59. Last year's BYU win was the Cougars' only victory of the year on an opponent's homecourt.

**UP NEXT FOR BYU**

After Wednesday's game vs. San Diego, BYU will face in-state rival Utah State of the Big West Conference in the Marriott Center. The Aggies are off to a 5-1 start and won the preseason tournament in Hilo, Hawaii. Last year Utah State beat BYU, 90-81, in overtime in Logan.



## LAST YEAR'S BOX IN SAN DIEGO

11-17-01 7:00 p.m. at San Diego, CA

VISITORS: Brigham Young University 1-0

##	Player	tot-fg		3-pt		rebounds			pf	tp	a	to	blk	s	min	
		fg	fga	fga	fta	ft	of	de								tot
03	BIGELOW, Mark	f	3	10	1	3	2	2	2	2	5	9	3	2	0	23
25	NIELSEN, Eric	f	3	7	0	0	2	2	1	6	7	2	8	0	2	38
40	HOWARD, Dan	c	0	0	0	0	0	0	0	1	1	0	0	0	7	
02	HANSEN, Travis	g	6	11	0	1	9	15	1	7	8	4	21	1	3	37
31	MONTAGUE, Matt	g	2	5	0	1	7	8	0	2	2	3	11	8	3	38
10	NASHIF, Terry	g	0	0	0	0	0	0	0	0	0	0	0	0	1	
12	OPUNU, Shawn	g	0	0	0	0	0	0	0	0	0	0	0	0	1	
20	BOBIK, Daniel	g	3	7	2	5	4	4	1	3	4	4	12	2	2	33
22	BALDERSON, Jim	g	1	2	0	0	1	2	1	4	5	2	3	0	2	10
32	JEPSSEN, Bart	g	0	0	0	0	0	0	0	1	1	0	0	0	3	
52	JENSEN, Jared	g	2	2	0	0	2	2	2	2	4	5	6	0	0	9
	TEAM															
	Totals.....		20	44	3	10	27	35	8	29	37	27	14	18	2	300

TOTALFG%	1st Half: 10-25 40.0%	2nd Half: 10-19 52.0%	Game: 45.5%	DEADBALL
3-Pt. FG%	1st Half: 2-7 28.6%	2nd Half: 1-3 33.3%	Game: 30.0%	REBOUNDS
F Throw %	1st Half: 5-8 62.5%	2nd Half: 22-27 81.5%	Game: 77.1%	4

HOME TEAM: University of San Diego 0-1

##	Player	tot-fg		3-pt		rebounds			pf	tp	a	to	blk	s	min		
		fg	fga	fga	fta	ft	of	de								tot	
24	LIPPOLD, Tom	f	3	9	0	0	4	6	0	3	3	3	10	0	0	26	
53	HANSON, Kevin	c	0	1	0	0	2	4	0	1	1	4	2	1	0	12	
12	LAWS, Andre	g	2	10	0	3	5	8	1	0	1	9	2	1	0	31	
20	McGRAN, Mike	g	0	2	0	0	2	4	0	1	1	5	2	3	5	26	
25	ADAMO, Sam	g	5	15	1	5	0	0	3	6	9	3	11	0	1	35	
14	DELZILL, Matt	g	1	1	1	0	0	0	0	0	2	3	2	0	14		
21	BOARDMAN, Scott	g	1	3	0	2	1	2	0	0	0	4	3	2	0	14	
32	BELSER, Corey	g	0	1	0	1	1	2	1	2	3	2	1	1	0	11	
34	BLAIR, Jason	g	5	8	2	3	4	2	2	4	4	15	1	0	0	21	
42	LEWIS, Nick	g	0	1	0	1	2	1	0	1	0	1	0	0	1	3	
54	HEGARTY, Ryan	g	1	1	0	0	3	0	1	1	0	2	0	0	1	7	
	TEAM																
	Totals.....		18	52	4	17	19	35	12	19	31	28	59	13	11	2	300

TOTALFG%	1st Half: 6-25 24.0%	2nd Half: 12-27 44.4%	Game: 34.6%	DEADBALL
3-Pt. FG%	1st Half: 1-11 9.1%	2nd Half: 3-6 50.0%	Game: 23.5%	REBOUNDS
F Throw %	1st Half: 10-15 66.7%	2nd Half: 9-20 45.0%	Game: 54.3%	9

Officials: Fred Carbone, Andy Rios, Sam Haddad

Technical fouls: Brigham Young University-None. University of San Diego-None.

Attendance: 2315

Score by Periods	1st	2nd	Total
Brigham Young University	27	43	70
University of San Diego	23	36	59

## BYU @ CREIGHTON BOX

12-07-02 2:05 p.m. at Omaha, Nebraska (Omaha Civic Auditorium)

VISITORS: BYU Cougars 5-1

##	Player	tot-fg		3-pt		rebounds			pf	tp	a	to	blk	s	min		
		fg	fga	fga	fta	ft	of	de								tot	
03	BIGELOW, Mark	f	7	16	4	8	3	4	2	6	2	21	2	6	1	38	
52	JENSEN, Jared	f	3	5	0	0	3	3	1	2	3	1	9	0	0	1	29
55	ARAUJO, Rafael	c	2	4	0	1	2	2	3	9	12	4	6	1	5	1	28
02	HANSEN, Travis	g	4	6	0	0	3	4	0	2	5	11	2	4	0	1	27
24	WOODBERRY, Keying	g	1	3	1	2	0	0	0	0	1	3	0	3	0	1	15
04	LEMES, Luiz	g	1	1	1	0	0	0	0	1	1	0	3	1	1	0	7
05	SHOFF, Jake	g	0	0	0	0	0	0	0	0	0	0	0	0	0	1	15
10	NASHIF, Terry	g	0	2	0	2	0	0	0	2	2	3	0	1	0	0	9
14	BOWER, Ricky	g	4	8	1	3	0	0	0	1	1	2	9	4	2	0	29
15	ALLEN, John	g	0	1	0	0	0	0	0	1	2	0	0	1	0	8	
32	JEPSSEN, Bart	g	1	3	0	0	0	0	0	1	1	0	2	0	0	3	
40	HOWARD, Dan	g	0	1	0	0	0	0	0	0	1	0	1	0	1	6	
	TEAM																
	Totals.....		23	50	7	17	11	13	7	27	34	21	64	11	23	4	300

TOTALFG%	1st Half: 12-25 48.0%	2nd Half: 11-25 44.0%	Game: 46.0%	DEADBALL
3-Pt. FG%	1st Half: 6-11 54.5%	2nd Half: 1-6 16.7%	Game: 41.2%	REBOUNDS
F Throw %	1st Half: 2-3 66.7%	2nd Half: 9-10 90.0%	Game: 84.6%	0

HOME TEAM: Creighton 6-0

##	Player	tot-fg		3-pt		rebounds			pf	tp	a	to	blk	s	min		
		fg	fga	fga	fta	ft	of	de								tot	
22	Michael Lindeman	f	1	4	0	0	0	0	2	3	5	1	4	3	0	1	20
25	Kyle Korver	f	6	18	4	14	3	4	0	11	11	2	19	4	1	0	35
43	Brody Deren	c	5	8	0	0	2	2	0	2	2	2	10	2	1	0	23
20	Larry House	g	0	6	0	3	1	2	4	0	4	3	1	0	1	1	21
24	Tyler McKinney	g	1	2	0	1	2	2	0	1	1	4	2	2	0	0	16
03	DeAnthony Bowden	g	3	5	0	2	1	2	0	1	1	2	7	2	2	0	22
10	Nate Funk	g	6	9	1	3	1	2	2	2	4	0	14	1	1	0	24
15	Kellen Miliner	g	3	6	3	5	2	3	0	3	1	11	0	1	0	17	
21	Joe Dabbert	g	1	5	0	0	0	0	3	1	4	2	0	0	2	0	14
34	Mike Grimes	g	1	1	0	0	2	2	0	1	1	2	4	0	0	0	8
	TEAM																
	Totals.....		27	64	8	28	12	18	14	22	36	15	74	15	12	5	300

TOTALFG%	1st Half: 15-37 40.5%	2nd Half: 12-27 44.4%	Game: 42.2%	DEADBALL
3-Pt. FG%	1st Half: 3-16 18.8%	2nd Half: 5-12 41.7%	Game: 28.6%	REBOUNDS
F Throw %	1st Half: 3-6 50.0%	2nd Half: 9-12 75.0%	Game: 66.7%	2

Officials: Bob Staffen, Randy McCall, Mark McMullen

Technical fouls: BYU Cougars-None. Creighton-None.

Attendance: 8529

Score by Periods	1st	2nd	Total
BYU Cougars	32	32	64
Creighton	36	38	74

Fouled out: #2 Travis Hansen (31.1)

Points in the paint-BYU 28, CU 32. Points off turnovers-BYU 4, CU 25.

2nd chance points-BYU 9, CU 6. Fast break points-BYU 6, CU 8.

Bench points-BYU 14, CU 38. Score tied 4 times. Lead changes-3 times.

## LAST YEAR'S GAME RECAP

SAN DIEGO, Calif. (Nov. 17, 2001) -- Travis Hansen poured in 21 points leading BYU to a 70-59 season-opening victory over the University of San Diego Toreros on Saturday night. The Cougars, who ended the prior season in San Diego at the NCAA tournament, started their 2001-2002 campaign in San Diego as well, this time against a member of the West Coast Conference. Early on, BYU struggled to get their offense going and got in early foul trouble before Daniel Bobik jump-started the Cougars with a pair of three pointers. At the half, BYU led by four points 27-23. The Cougars started strong in the second half jumping out to 10-point lead, 39-29, at the 14:14 mark. True freshman Jared Jensen helped lead the charge, but soon both he and teammate Mark Bigelow found themselves with four personal fouls. With the Cougars in foul trouble, they turned to Hansen and seniors Eric Nielsen and Matt Montague to carry the scoring. Nielsen scored eight points, including six in the second half, and Montague suddenly become an offensive threat hitting several runners in the lane and collecting 11 points. But it was the defense and offensive boards that propelled BYU to victory tonight. Hansen, who had a game-high eight rebounds, along with Nielsen owned the glass in the second half. After trailing the Toreros in rebounds the first half, 20-18, BYU ended the game with a 37-31 rebounding advantage. Success at the charity stripe was a key to the Cougar victory as the Cougars made 22-27 in the second half (81.5 percent) to San Diego's 9-20 (45 percent) shooting. Hansen continually got great position underneath and was repeatedly fouled. He was 9-for-15 from the line while shooting 6-of-11 from the field, including a big jumper with 3:20 left in the game. That jumper gave BYU a 10-point lead late in the contest after San Diego looked like they may make a late rally. BYU played solid defense and Montague did a great job of handling the Toreros' full-court press as the Cougars hung on for the 11-point victory. Three Cougars scored in double figures (Bobik-12, Hansen-21, Montague-11) and BYU shot 45 percent from the field while holding San Diego to just 34 percent shooting. Bigelow had nine points in 23 minutes in his first game since returning from his LDS mission. Cleveland earned his fifth consecutive victory in season openers at BYU.

## WHAT COACH STEVE CLEVELAND HAD TO SAY LAST YEAR ...

"I've never seen a game called so closely. Before we knew it we had five fouls, and we had to really adjust our playing style to what the officials were calling. We really picked up our intensity in the second half. Defensively, we were able to take them out of what they were trying to run. I think we also did a very good job on our free throw shooting, which is a real trademark of this team."

## COUGARS SUFFER FIRST LOSS AT CREIGHTON SATURDAY

OMAHA, Neb. (December 7, 2002) -- BYU could not overcome its season high in turnovers and the 26th ranked Creighton Bluejays took full advantage beating the Cougars 74-64 Saturday afternoon in Omaha. BYU enjoyed better shooting percentages than Creighton from the field (46% to 42%), from the line (85% to 67%) and from behind the arc (41% to 25%), but killed themselves with turnovers. Pressing defense caused BYU problems all game and Creighton made the Cougars pay. The Bluejays also beat BYU on the glass, outrebounding BYU 14-7 on the offensive end. As a result, Creighton took 18 more shots than BYU and scored 25 points off of turnovers to BYU's 4. BYU got down early in the first half without the services of its leading scorer Travis Hansen, who was on the bench with quick fouls. Mark Bigelow scored 17 of his 21 points in the opening half on 4-of-6 shooting from three-point range to cut the lead to 36-32 at halftime. In the second half, BYU tied the game at 40, when Creighton went on an 21-6 run with the help of defensive pressure and three-point bombs to extend the lead to 61-46 with 8:29 to go. BYU narrowed the margin to 58-65 with 3:56 on a Ricky Bower three-pointer but that was as close as they got. Creighton was led by Kyle Korver's double-double, 19 points and 11 rebounds. Nate Funk scored a career high 14 points, while Kellen Miliner added 11 for the Bluejays. For BYU, Hansen finished with 11 points, Bower and Jared Jensen each added 9, and Rafael Araujo scored 6 points while grabbing a game-high 12 rebounds. The win runs Creighton's record to 6-0. BYU drops its first game of the season and comes home with a 1-1 split on the road trip, following the victory over Arizona State last Wednesday. BYU will face the University of San Diego on Wednesday night at 7 p.m. in the Marriott Center. The Cougars put its home win-streak of 37 games on the line against San Diego then face the Utah State Aggies on Saturday night, tipoff is also at 7 p.m.

## WHAT BYU COACH STEVE CLEVELAND HAD TO SAY ...

"You've got to give them [Creighton] credit, they are a very good team. They have been to the NCAA Tournament four years in a row. We played hard, we always do, but we didn't play as hard as Creighton did today."



2002-03 BYU NUMERICAL ROSTER

NO.	NAME	POS.	HT.	WT	YR.	EXP.	HOMETOWN (PREVIOUS SCHOOL)	PLAYER NOTE
2	Travis Hansen	G/F	6-6	210	Sr.	2L	Orem, Utah (Utah Valley State College)	BYU's leading scorer (16.0) and assist man (2.8)
3	Mark Bigelow	F/G	6-7	195	Jr.	2L	Olympia, Wash. (Olympia HS)	Second-leading scorer (14.5) has team-best 11 treys
4	Luiz Lemes	G	6-3	180	Jr.	TR	Sao Paulo, Brazil (E. Oklahoma State)	JC Transfer shot 47 percent at Eastern Oklahoma State
5	Jake Shoff	F/C	6-9	265	Jr.	TR	Alpine, Utah (Weber State)	Play has been limited after missing time with back injury
10	Terry Nashif	G	5-10	165	So.	1L	Vancouver, Wash. (Evergreen HS)	Had career bests of 10 points, 5 rebounds, 5 assists vs. Rice
14	Ricky Bower	G	6-4	185	Jr.	TR	Meridian, Idaho (Wisconsin)	His 22.5 minutes is fourth on the team; he has one start
15	John Allen	F	6-7	215	So.	1L	Houston, Texas (Mayde HS)	Returned missionary is playing significant role off the bench
24	Kevin Woodberry	G	6-0	170	Jr.	TR	Phoenix, Ariz. (Dixie State College)	JC Transfer helped Dixie State to NJCAA title last year
32	Bart Jepsen	F	6-9	235	Jr.	2L	Roswell, N.M. (Roswell HS)	Played every game last year, tied career-high 7 pts vs. Rice
40	Dan Howard	C	7-0	225	Jr.	2L	Kaysville, Utah (Davis HS)	Played key role late last year; career-best 11 pts vs. Toledo
52	Jared Jensen	F/C	6-9	250	So.	1L	West Haven, Utah (Fremont HS)	MWC Co-Freshman of the Year is third in scoring (11.0)
55	Rafael Araujo	C	6-11	265	Jr.	TR	Sao Paulo, Brazil (Arizona Western College)	NJCAA All-American is averaging 10.3 boards in last 4 games

PLANNING TO REDSHIRT

12	Marc Roberts	G	6-3	205	So.	1L	Provo, Utah (Timpview HS)	Returned missionary plans to redshirt this season
13	Austin Ainge	G	6-1	175	Fr.	HS	Gilbert, Ariz. (Highland HS)	Returned missionary plans to redshirt / out with broken thumb
34	Jermaine Odjegba	G	6-5	190	Fr.	HS	Lake Park, Fla. (Palm Beach Gardens HS)	True freshman plans to redshirt

Head Coach: Steve Cleveland , UC Irvine, 1976 (sixth season)

Associate Head Coach: Dave Rose, Houston, 1983

Assistant Coaches: Andy Toolson, BYU, 1990; John Wardenburg, BYU, 1986

Director of Basketball Operations: Nate Call, BYU, 1993

BYU PLAYER SEASON/CAREER HIGHS

#	PLAYER	POINTS	REBOUNDS	ASSISTS (^ BLOCKS)
2	HANSEN, Travis Career:	23 at Arizona State 30 at Pepperdine (2002)	12 vs. St. Bonaventure 17 at Pepperdine (2002)	5 vs. Toledo same (three times)
3	BIGELOW, Mark Career:	21 at Creighton 33 at Washington State (1998-99)	6 at Creighton 14 (twice- 1998-99)	4 vs. Kansas State 6 (twice-1998-99)/(9 steals, BYU record)
4	LEMES, Luiz Career:	7 vs. Rice same	2 vs. Rice same	2 vs. Rice same
5	SHOFF, Jake Career:	2 vs. St. Bonaventure same	4 vs. Kansas State same	1 at Arizona State same
10	NASHIF, Terry Career:	10 vs. Rice same	5 vs. Rice same	5 vs. Rice same
12	ROBERTS, Marc Career:	- 6 at CSU (1999-00)	- 2 vs. CSU (1999-00)	- 2 at Wyoming (1999-00)
14	BOWER, Ricky Career:	10 vs. Toledo same	5 vs. St. Bonaventure same	4 at Creighton same
15	ALLEN, John Career:	8 at Arizona State 10 at Notre Dame (1999-00)	4 vs. St. Bonaventure same	1 vs. Toledo, Rice, at Arizona State same (four times) / ^ 1 vs. So. Ill. (99-00)
24	WOODBERRY, Kevin Career:	10 vs. Rice same	4 at Arizona State same	4 at Arizona State / (3 steals vs. Rice) same
32	JEPSEN, Bart Career:	7 vs. Rice same (three times)	2 vs. Rice 9 vs. Washington (1997-98)	- 2 - twice / ^ 3 vs. UTEP (1998-99)
40	HOWARD, Dan Career:	11 vs. Toledo same	2 vs. Toledo, Kansas St., at ASU 7 at SDSU (2002)	1 vs. Kansas State, at Creighton same (twice) / ^ 2 - twice (2002)
52	JENSEN, Jared Career:	18 vs. Rice 20 at Air Force (2002)	6 vs. St. Bonaventure, at ASU 10 vs. Creighton, CSUN (2002)	1 at Arizona State 2 vs. Creighton / ^ 2 (3 times)
55	ARAUJO, Rafael Career:	9 vs. Kansas St., at Arizona St. same	12 at Creighton same	3 v. Rice, at ASU / ^ 3 at ASU / (3 steals v. Rice) same



2002-03 BYU STARTING LINEUPS

Opp.	PG	SG	SF	PF	C
v. Toledo	Woodberry	Hansen	Bigelow	Jensen	Araujo
v. KSU	Woodberry	Hansen	Bigelow	Jensen	Araujo
v. SBU	Woodberry	Bower	Bigelow	Hansen	Araujo
RICE	Woodberry	Hansen	Bigelow	Jensen	Araujo
@ASU	Woodberry	Hansen	Bigelow	Jensen	Araujo
@CU	Woodberry	Hansen	Bigelow	Jensen	Araujo

**BYU STARTING LINEUP RECORD**

Woodberry, Hansen, Bigelow, Jensen, Araujo	4-1
Woodberry, Bower, Bigelow, Hansen, Araujo	1-0

**BREAKDOWN BY CLASS**

**SENIORS (1)**

Travis Hansen	G/F	6-6
---------------	-----	-----

**JUNIORS (8)**

Kevin Woodberry	G	6-0
Luiz Lemes	G	6-3
Ricky Bower	G	6-4
Mark Bigelow	F/G	6-7
Jake Shoff	F	6-9
Bart Jepsen	F	6-9
Rafael Araujo	C	6-11
Dan Howard	C	7-0

**SOPHOMORES (4)**

Terry Nashif	G	5-10
Marc Roberts	G	6-3
John Allen	F	6-7
Jared Jensen	F/C	6-9

**FRESHMAN (2)**

Austin Ainge	G	6-1
Jermaine Odjegba	G	6-5

**BREAKDOWN BY GEOGRAPHY**

**UTAH (5)**

Travis Hansen	Orem
Jake Shoff	Alpine
Dan Howard	Kaysville
Jared Jensen	West Haven
Marc Roberts	Provo

**ARIZONA (2)**

Kevin Woodberry	Phoenix
Austin Ainge	Gilbert

**BRAZIL (2)**

Luiz Lemes	Sao Paulo
Rafael Araujo	Sao Paulo

**WASHINGTON (2)**

Mark Bigelow	Olympia
Terry Nashif	Vancouver

**FLORIDA (1)**

Jermaine Odjegba	Lake Park
------------------	-----------

**IDAHO (1)**

Ricky Bower	Meridian
-------------	----------

**NEW MEXICO (1)**

Bart Jepsen	Roswell
-------------	---------

**TEXAS (1)**

John Allen	Houston
------------	---------

2002-03 ROSTER BREAKDOWN

**STARTERS RETURNING (3)**

Travis Hansen	G/F	6-6	(15.6 ppg, 6.2 rpg)
Mark Bigelow	F/G	6-7	(14.9 ppg, 2.7 rpg)
Jared Jensen	F/C	6-9	(8.6 ppg, 3.5 rpg)

**STARTERS LOST (2)**

Eric Nielsen	F	Sr.	(10.0 ppg, 5.1 rpg)
Matt Montague	G	Sr.	(6.2 ppg, 4.2 rpg, 7.2 apg)

**LETTERWINNERS RETURNING (8)**

Travis Hansen	G/F	6-6	(15.6 ppg, 6.2 rpg)
Mark Bigelow	F/G	6-7	(14.9 ppg, 2.7 rpg)
Jared Jensen	F/C	6-9	(8.6 ppg, 3.5 rpg)
Dan Howard	C	7-0	(1.8 ppg, 2.2 rpg)
Bart Jepsen	F	6-9	(0.9 ppg, 1.4 rpg)
Terry Nashif	G	5-10	(0.5 ppg, 0.4 rpg, 0.5 apg)
John Allen	F	6-7	(1.9 ppg, 1.2 rpg in 1999-2000)
Marc Roberts	G	6-2	(1.4 ppg, 0.5 rpg in 1999-2000)

**LETTERWINNERS LOST (7)**

Eric Nielsen	F	Sr.	(10.0 ppg, 5.1 rpg)
Matt Montague	G	Sr.	(6.2 ppg, 4.2 rpg, 7.2 apg)
Daniel Bobik	G	So.	(6.8 ppg, 2.2 rpg)
Jon Carlisle	C	So.	(2.4 ppg, 1.6 rpg)
Jimmy Balderson	G	Fr.	(4.0 ppg, 1.5 rpg)
Shawn Oponui	G	Fr.	(1.5 ppg, 1.0 rpg, 2.8 apg)
Jesse Pinegar	F	Fr.	(0.6 ppg, 0.4 rpg)

**REDSHIRTS RETURNING (2)**

Ricky Bower	G	6-4	Jr.	(Sat out last year after transferring from Wisconsin)
Jake Shoff	F/C	6-9	Jr.	(Sat out last year after transferring from Weber State)

**NEWCOMERS (5)**

Austin Ainge	G	6-1	Fr.	(Enrolling after serving mission right after high school)
Rafael Araujo	C	6-11	Jr.	(Signed out of Arizona Western College)
Luiz Lemes	G	6-3	Jr.	(Signed out of Eastern Oklahoma State College)
Kevin Woodberry	G	6-0	Jr.	(Signed out of Dixie State College)
Jermaine Odjegba	G	6-5	Fr.	(Joined team out of Palm Beach Gardens HS, Fla.)

**RETURNING FROM LDS CHURCH MISSIONS (3)**

Austin Ainge	G	6-1	160	Fr.	HS	(Served mission in Dominican Republic)
John Allen	F	6-7	210	So.	1L	(Served mission in El Salvador)
Marc Roberts	G	6-2	185	So.	1L	(Served mission in Argentina)

**ON LDS CHURCH MISSIONS (4)**

Garner Meads	F	6-8	Fr.	Serving mission in Edmonton, Alberta (returns for 2003-04 season)
Derek Dawes	C	6-11	So.	Serving mission in New Hampshire (returns for 2003-04 season)
Jimmy Balderson	G	6-6	So.	Serving mission in Micronesia, Guam (returns for 2004-05 season)
Sam Burgess	G	6-3	So.	Serving mission in Spokane, Wash. (returns for 2004-05 season)

**NATIONAL POLLS**

BYU received votes in the national polls (Nov. 25) for the first time since last season's eight-game winning streak that included a win over No. 13 Stanford. BYU received four votes (T-41st) in the latest ESPN/USA Today Coaches Poll. BYU received two votes (49th) in the latest Associated Press Poll. This week BYU received one vote in the coaches poll (T-49th) but received no votes in the AP Poll. After beating BYU, Creighton moved up from 26th in both polls to 23rd in the AP poll and 24th in the coaches poll.

**SAGARIN RATINGS**

BYU is rated 20th nationally in the latest Sagarin ratings, updated after Sunday's results. The Cougars are the top-rated Mountain West Conference school, followed by UNLV, rated 46th, Utah 55th and Wyoming 78th. After beating BYU, Creighton is rated second in the nation in the ratings behind only Duke. San Diego is rated 104th and Utah State 79th. The Mountain West is rated eighth nationally as a league.



**BYU MARGIN OF VICTORY/DEFEAT**

	WINS	LOSSES
1 point		
2 points		
3 points		
4 points	1	
5 points		
6 points		
7 points		
8 points		
9 points	2	
10 points		1
11 points		
12 points		
13 points		
14 points		
15 points	1	
16-19 points		
20-24 points		
25-29 points		
30-plus points	1 (39)	

**BYU'S 2002-03 RECORD WHEN ...**

At home	1-0
On the road	1-1
On a neutral floor	3-0
BYU scores 100 or more points	0-0
BYU scores between 90-99 points	1-0
BYU scores between 80-89 points	0-0
BYU scores between 70-79 points	2-0
BYU scores between 60-69 points	2-1
BYU scores below 60 points	0-0
Opponent scores 90 or more points	0-0
Opponent scores between 80-89 points	0-0
Opponent scores between 70-79 points	0-1
Opponent scores between 60-69 points	2-0
Opponent scores between 50-59 points	3-0
Opponent scores below 50 points	0-0
BYU leads at half	3-0
Opponent leads at half	2-1
Score tied at half	0-0
BYU leads with 5 minutes left	5-0
Opponent leads with 5 min. left	0-1
BYU leads with 1 minute left	5-0
Opponent leads with 1 min. left	0-1
Score tied with 1 minute left	0-0
Game goes into overtime	0-0
BYU shoots 50 % or better	2-0
Opponent shoots 50 % or better	0-0
BYU out shoots opponent	5-1
Opponent out shoots BYU	0-0
BYU out rebounds opponent	5-0
Opponent out rebounds BYU	0-1
BYU and opponent tie in rebounds	0-0
vs. top-25 ranked opponent	0-0
vs. 2002 conference champions	0-1
vs. 2002 postseason teams	2-1

**MORE POINTS ON POINTS ...**

**WHEN BYU SCORES: (CLEVELAND ERA)**

Points	Record
100 or above	2-0 (1.000)
90-99	6-0 (1.000)
80-89	23-4 (.852)
70-79	31-15 (.674)
60-69	25-24 (.510)

**WHEN BYU ALLOWS: (CLEVELAND ERA)**

Points	Record
40-49	15-0 (1.000)
50-59	30-3 (.909)
60-69	27-12 (.692)
70-79	16-31 (.340)

**STARTING STRONG**

After starting the season 2-0 for the fourth straight year, this year's team became the first team to start 5-0 since the 1991-92 team started 7-0. At 5-1, BYU has its best start since the 1999-2000 team was 5-1 after six games. BYU has been 4-2 the last two years. The 1999-2000 team started 7-1, with six of its seven wins coming at home. This year's team is 5-1 despite playing only one of its first six games in the Marriott Center. The Cougars will play five of their next six at home, however, starting this week with San Diego on Wednesday and Utah State Saturday.

**STREAKS**

The loss at Creighton ended a string of four consecutive BYU wins away from the Marriott Center. It was the team's best streak away from home since BYU's 2001 NCAA team won five consecutive games (2 away, 3 at the MWC tournament) in March 2001. The Cougars won five straight games overall to open the year, the longest overall streak since the Cougars won eight straight games last year during its non-league schedule.

**COUGARS CRUISE TO VICTORY OVER RICE IN HOME-OPENER**

Scoring 95 points against Rice Saturday, BYU improved to 8-0 under Steve Cleveland when the Cougars have scored 90 or more points. BYU defeated Rice 95-56 thanks to an 18-1 first-half run that blew the game open. Saturday's 39 point victory over Rice is the largest win for the Cougars since BYU defeated Fort Lewis College by 49 points on Dec. 12, 2001.

**HANSEN STARTS SENIOR SEASON STRONG**

BYU's lone senior, guard Travis Hansen, is off to a strong start in his final campaign. He leads BYU in scoring (16.0 ppg) and assists (2.8 apg) and is second in rebounding (4.8 rpg), despite being ejected with 8:48 to go in BYU's win over Kansas State. Hansen is shooting 55.6 percent (30-54) from the floor, 50 percent (5-10) from behind the three-point line (which was extended to the experimental rules distance of 20 feet, 6 inches at the Paradise Jam), and 81.6 percent (31-38) from the free throw line. He scored a season-high 23 points at ASU last Wednesday, including several big shots late to help the Cougars to the win.

**RECORD DEFENSE**

BYU set the Paradise Jam tournament record for fewest average points allowed by giving up only 59 points per game in its three tournament wins. The previous record was LaSalle's 62.7 points allowed over three tournament games last year. In the championship game, BYU held St. Bonaventure, who came into the title showdown having scored 91 and 89 points in its first two games, to 57 points and 28 percent shooting. BYU held Toledo to 34.6 percent shooting and 56 points and allowed only 40.4 percent shooting and 64 points by Kansas State. Combined, BYU's Paradise Jam opponents shot 33.9 percent from the floor, including 31.8 percent on threes.

**MORE DEFENSE**

BYU has held all five opponents to 42 percent or lower shooting, and has held three of its six opponents below 35 percent shooting (those above... Creighton .422, ASU .413, Kansas State .404). BYU held its first four opponents below 30 percent shooting in the second half this year. BYU has held four of its six opponents to 60 points or less (Kansas State 64, Creighton 74). BYU is 45-3 under Steve Cleveland when holding its opponents below 60 points. Against Rice the last game in the Marriott Center, BYU held 2002 WAC Freshman of the Year forward Michael Harris, who came in averaging 13.7 points and 10.3 rebounds, including a 14-point, 10-rebound night on 7-10 shooting at Stanford, to 11 points and four boards. ASU's freshman sensation Ike Diogu was held five points below his season average. Despite the loss, BYU held Creighton, a team that shot 54 percent from the floor and 51 percent on threes in its first five games, to 42 percent shooting from the floor and 29 percent three-point shooting on its home floor.

**PLAYER PERSONNEL**

BYU coach Steve Cleveland is expected to play a larger rotation this year with a deeper bench available. With junior forward Jake Shoff seeing his first playing time of the year against Kansas State, all 12 players who are expected to play this year have already received playing time. Shoff hadn't played in any of BYU's exhibition contests or the opening game with Toledo due to back problems. He has had limited practice time as well since practices started in October. Sophomore guard Marc Roberts and guards Austin Ainge and Jermaine Odjegba are planning to use the season to redshirt. Ainge broke his thumb during practice three days before BYU's season opener. He had surgery in Phoenix and isn't expected to practice for another 4-6 weeks.

**WINNING THE STATS GAME WITH ONE EXCEPTION**

BYU has outshot all six opponents this year and outrebounded five of six. Creighton pulled down two more boards than BYU Saturday. BYU shot 48.4 percent in last week's two games while its two opponents shot 41.7 combined. On the year, BYU is shooting 48.5 percent and its opponents 36.7. BYU has made 43.6 percent of its threes compared to its opponents' 28.3 percentage. BYU is averaging 72.2 while allowing 61.2 points. has 78 assists to its opponents 57, 23 blocks to 22 and 42 steals to 41. The only statistical category where the Cougars wish they had less than their opponents is the one area they aren't winning. BYU averages 17.7 turnovers to its opponents 14.7. With a season-high 23 turnovers committed at Creighton producing 25 Bluejay points, BYU could easily be unbeaten if they were closer to winning the turnover statistical column.



**MEDIA RELATIONS INFORMATION**

Basketball Contact: Brett Pyne  
 Office Phone: (801) 422-4912  
 Cell Phone: (801) 367-1631  
 Home Phone: (801) 796-6867  
 E-Mail: brett\_pyne@byu.edu  
 Assoc. AD/Director: Duff Tittle  
 Office Phone: (801) 422-8948  
 Home Phone: (801) 227-0746  
 Email: duff\_tittle@byu.edu  
 Media Relations Fax: (801) 422-0633  
 Pressrow Phone: (801) 378-3675  
 Mailing Address: 30 SFH, Provo, UT 84602-2239

**UNIVERSITY INFO**

Location: Provo, Utah (84602)  
 Founded: Oct. 15, 1875  
 Elevation: 4,553 feet  
 Enrollment: 32,122 (daytime)  
 Nickname: Cougars  
 Mascot: Cosmo  
 Colors: Dark Blue, White and Tan  
 Arena (Capacity): Marriott Center (22,700)  
 Affiliation: NCAA Division I  
 Conference: Mountain West Conference  
 President: Merrill J. Bateman (Utah, 1960)  
 Men's Athletics Director: O. Val Hale (BYU, 1981)  
 Athletic Website: byucougars.com  
 Tickets: 378-BYU1 or 1-800-322-BYU1

**COACHING STAFF**

Head Coach: Steve Cleveland  
 Alma Mater (year): UC-Irvine (1976)  
 Record at school (years): 90-70 (6th year)  
 Career record (years): (same)  
 Office phone for head coach: 801-378-3612  
 Best time/day to reach coach: Call SID  
 Basketball Office Fax: (801) 378-5965  
 Assistant coaches (Alma Mater/year)  
     Dave Rose (Houston, 1983)  
     Andy Toolson (BYU, 1990)  
     John Wardenburg (BYU, 1986)  
 Director of Basketball Operations:  
     Nate Call (BYU, 1993)

**TEAM INFO**

2001-2002 Overall Record: 18-12  
 Conference record/finish: 7-7 (T-4th)  
 2002 Postseason: (1-1)  
     NIT second round - lost at Memphis  
 2002 Final Ranking: N/A  
 Starters Returning/Lost: 3/2  
 Lettermen Returning/Lost: 8/7  
 Redshirts Returning: 2  
 Newcomers: 5

**HISTORY – CELEBRATING 100 YEARS**

First Year of Basketball: 1903  
 Overall All-Time Record: 1432-923 (.608)  
 Conference Championships: 25 (last 2001)  
 Postseason Appearances (record): 28 (23-29)  
 Total NCAA Appearances (Record): 19 (11-22)  
 Last NCAA Appearance: 2001  
 Result: (0-1) Lost, NCAA First Round in San Diego vs. Cincinnati, 84-59  
 Total NIT Appearances (Record): 9 (12-7)  
 Last NIT Appearance: 2002  
 Result: (1-1) Def. UC Irvine, 78-53  
     Lost, at Memphis, 80-69

**COUGARS BOAST STRONG SCHEDULE**

Seventeen games against teams who qualified for postseason play last year and spots in the University of The Virgin Islands Paradise Jam (U.S. Virgin Islands) and Touchstone Energy All-College Classic (Oklahoma City) highlight BYU's 2002-03 men's basketball schedule. BYU's non-conference schedule includes teams from 10 different conferences. Overall, 12 teams earned post-season bids last season, seven advancing to the NCAA tournament and five playing in the NIT. Six teams earned a conference regular season or league tournament title and 12 placed in the top three in their league standings. In all, the schedule includes a total of 29 regular season games and two exhibitions. The Cougars will play 14 regular season games in the Marriott Center, where BYU owns the nation's longest active home-court victory streak at 36 games. Excluding the MWC Tournament, BYU plays 15 road games, including 11 away contests and four neutral site games. The 2003 MWC Tournament takes place March 12-15 at the Thomas and Mack Center in Las Vegas. The Pac-10, Big 12, Atlantic 10, Big Sky, Big West, Mid-American, Mid-Continent, Missouri Valley, West Coast and Western Athletic are represented on the non-league schedule. Nine teams -- Arizona State, Creighton, San Diego, UC Santa Barbara, San Francisco, Utah State, Southern Utah, Weber State and Pepperdine -- were also on last year's nonconference schedule. BYU earned a 6-3 record in those games, losing at UCSB and dropping overtime games at both Utah State and Pepperdine.

"This year's preseason and conference schedule will be the toughest and most challenging we've encountered since my arrival at BYU. All of our games in the preseason will be against veteran teams, many with postseason experience, and eight of those games will be on the road. This is definitely the strongest and most competitive the Mountain West has been since its formation."  
  
 – BYU Coach Steve Cleveland

**BYU ON TELEVISION**

The Cougars will be featured in 15 television broadcasts in 2002-03, including five times as part of the Mountain West Conference television package with ESPN. BYU will appear on ESPN2 vs. Oklahoma State in the Touchstone Energy All-College Classic in Oklahoma City on Jan. 4 and on ESPN "Big Monday" at Utah on Feb. 24. BYU appears three times on ESPN+Plus, hosting Utah Jan. 25 and New Mexico Feb. 1 before facing reigning MWC champion Wyoming in Laramie on Feb. 8. BYU will also be featured in nine SportsWest Production telecasts and on Fox Sports Net. The Mountain West Conference television agreement with ESPN will provide 32 national and regional television broadcasts on ABC, ESPN, ESPN2 and ESPN+Plus in 2002-03, including 14 appearances on ESPN, two on ESPN2, two on ABC and 12 on ESPN+Plus as the featured "Mountain West Conference Game of the Week". ESPN+Plus games in Utah are aired on KJZZ-TV, channel 14. An additional 20 MWC games are scheduled to be aired on SportsWest as point-to-point broadcasts by local affiliates, while local institutional packages will add a minimum of another 19 games in 2002-03. For the fourth consecutive season every game of the EAS Mountain West Conference Men's Basketball Championship will be televised by ESPN or ESPN+Plus.

**NATION'S LONGEST HOME WINNING STREAK**

BYU has a 37-game home court winning streak. The streak, which is a school record topping the 24 straight won between March 1994 and January 1996, is the longest current streak in the nation. BYU went 16-0 at home last season and was 15-0 the prior year. BYU has had a perfect home record seven times since the Marriott Center opened for the 1971-72 season. The past two years, however, marks the first time it has happened in back-to-back seasons. Last year's team tied the BYU single-season record with 16 home wins and was only the fourth Cougar squad to win more than 14 home games in a season. The 1987-88 Ladell Andersen squad went 16-2 in the Marriott Center. BYU's last home loss was on Feb. 17, 2000 when New Mexico edged the Cougars 78-74. BYU has won 17 straight at home over MWC teams. BYU has defeated 28 straight nonconference opponents in the Marriott Center. The last non-league foe to win in Provo was the California Bears, who edged BYU 71-70 on Dec. 19, 1998.

**BREAKING THROUGH ON THE ROAD**

While BYU entered this season with the nation's longest active home winning streak at 36 games (now 37), the Cougars also finished last season having lost their last 10 games away from the Marriott Center and their last 11 straight games on an opponent's home court, including three in overtime. This year, BYU has snapped both losing streaks. With its three wins at the Paradise Jam – BYU's first win streak away from home since the end of the 2001 season, BYU ended the 10-game skid. With BYU's victory at ASU last week, the Cougars got the 11-game road losing streak off their backs. BYU also ended seven straight losses on a Pac-10 opponent's home floor dating back to its win over ASU in 1989. Last year BYU won only twice away from home. Last year's road wins were a neutral court 81-76 upset over No. 13 Stanford at the Las Vegas Showdown on Dec. 22, 2001 and a season-opening win at San Diego, 70-59, on Nov. 17, 2001.

**NEUTRAL COURT RECORD**

BYU is 12-7 on a neutral court under Steve Cleveland. Last year BYU was 1-1 on a neutral floor. Prior to the Paradise Jam, BYU's last neutral court game was a 62-51 loss to San Diego State at the 2002 MWC Tournament. BYU's prior neutral win was over No. 13 Stanford, 81-76, at the Las Vegas Showdown. The Cougars have won seven of their last nine neutral court contests.



**THE LAST TIME BYU HAD ...****4 PLAYERS SCORE IN DOUBLE FIGURES**

11/30/02 vs. Rice Bigelow (19),  
Jensen (18), Woodberry (10), Nashif (10)

**5 PLAYERS SCORE IN DOUBLE FIGURES**

12/28/00 at Weber State Wesley (18), Whiting  
(15), Lyday (14), Hansen (12), Nielsen (12)

**A PLAYER RECORD A DOUBLE-DOUBLE**

11/25/02 vs. St. Bonaventure  
Travis Hansen 12 points, 12 rebounds

**TWO PLAYERS RECORD A DOUBLE-DOUBLE**

1/23/99 vs. CS Northridge  
Mark Bigelow 23 points, 11 rebounds  
Nathan Cooper 15 points, 10 rebounds

**TWO DOUBLE-DIGIT REBOUNDERS**

11/25/02 vs. St. Bonaventure (at Paradise Jam)  
Travis Hansen-12, Rafael Araujo-10

**TWO PLAYERS FOULED OUT**

11/22/02 vs. Toledo  
Jared Jensen and Rafael Araujo

**THREE PLAYERS FOULED OUT**

12/22/00 vs. Iowa State (@Laie, Hawaii)  
Nate Knight , Mekeli Wesley, Trent Whiting

**A PLAYER EJECTED FROM THE GAME**

11/23/02 vs. Kansas State  
Travis Hansen (2 technical fouls)

**TWO PLAYERS SCORED 20+ POINTS**

12/1/01 at Utah State  
Travis Hansen-26; Mark Bigelow-21

**TWO PLAYERS SCORED 25+ POINTS**

3/1/01 at New Mexico  
Terrell Lyday-26; Mekeli Wesley-25

**A PLAYER SCORED 30+ POINTS**

1/5/02 at Pepperdine  
Travis Hansen-30

**A PLAYER WITH 5 STEALS**

1/2/02 vs. San Francisco – Matt Montague

**A PLAYER HAD DOUBLE-DIGIT ASSISTS**

3/14/02 vs. UC Irvine  
Matt Montague-12

**A PLAYER 100% AT FT LINE (MIN. 8 ATTS)**

3/2/02 at Colorado St. - Jared Jensen (8-8)

**A PLAYER 100% FROM FLOOR (MIN. 5 ATTS)**

11/30/02 vs. Rice  
Jared Jensen (6-6)

**A PLAYER 100% ON TREYS (MIN. 3 ATTS)**

3/20/02 at Memphis – Daniel Bobik (4-4)

**CELEBRATING 100 YEARS OF BASKETBALL**

BYU is celebrating 100 years of basketball. Since the first season of BYU basketball in 1903, BYU entered this season having achieved a 1432-923 (.608) overall record with 21 different coaches at the helm. The combined efforts of these men have provided the Cougars with 80 winning seasons in 100 years. BYU has won 25 conference titles and made 28 postseason tournament appearances with 19 NCAA bids and nine NIT berths. The Cougars won the 1951 and 1966 NIT titles and advanced to the Elite Eight of the NCAA tournament in 1981, highlighted by Danny Ainge's length-of-the-court dash to defeat Notre Dame at the buzzer. Ainge was named the nation's top player as the John Wooden Award and Eastman Award winner. Twenty-three players have received All-America recognition while NBA teams have selected a Cougar 41 times in its annual draft. BYU has the nation's 11th longest rivalry, dating back to 1909, against the University of Utah. BYU and Utah have the 10th longest rivalry in terms of games played with 232 contests. Amazingly, the series is tied at 116-116. For more information on BYU's 100-year history, please consult the 2002-03 BYU media guide.

**HANSEN, BIGELOW EARN PARADISE JAM AWARDS**

Leading BYU to the University of the Virgin Islands Paradise Jam title, Travis Hansen and Mark Bigelow were named to the Paradise Jam All Tournament Team. Others selected to the team were Pervis Pasco of Kansas State, Nick Moore of Toledo, Terry Taylor of Virginia Tech and tournament MVP Marques Green of St. Bonaventure.

**PARADISE JAM OFFERED OFF COURT MEMORIES**

During their week in the Virgin Islands, the Cougars were able to do more than just win three games to claim the Paradise Jam title. While the coaches and players weren't able to fully take advantage of the beautiful beaches and other opportunities available on St. Thomas, the team was able to go on a Catamaran Tour, that included snorkeling, the day before its first game. One of the highlights of the trip was on Sunday. With BYU not practicing or playing that day, the entire team and extended traveling party attended church services at the local branch of the Church of Jesus Christ of Latter-day Saints. The Cougar contingency helped boost the branch attendance from its usual 20-25 to 138. It was the largest group to ever attend church services in the branch. Later that evening, the entire team returned to participate in a church fireside. During the day, BYU coach Steve Cleveland, Travis Hansen, Mark Bigelow, Dan Howard, Terry Nashif and Ricky Bower all spoke and the entire team mingled and spent time with the local members. Many church members attended BYU's games during the week, giving the Cougars a nice fan base in the 3,000-seat Sports and Fitness Center. BYU, along with the other teams in the Paradise Jam, participated in the Paradise Jam Dockside Jamboree on the evening before the tournament began. The festival, located near the dock where cruise ships come to port, included local bands, steel drum bands, mocko jumbies, local food, arts, crafts and shopping. The players had opportunities to sign autographs and Coach Cleveland was able to talk about the team and university on a live radio program being broadcast remotely from the event.

**BYU VS. ITS CONFERENCE PEERS**

BYU is picked to finish fourth this year in the Mountain West Conference. BYU has won 58 percent (418-299) of its games vs. its MWC opponents. As an overall athletic program, BYU has dominated the Mountain West, winning 63 percent of the titles in the league's first three seasons.

**COUGARS SIGN COMBO GUARD MICHAEL ROSE**

During the early signing period in November, BYU signed Michael Rose, a 6-foot-1 combo guard out of Spring Woods High School in Houston Texas. A four-year starter, Rose averaged 16.3 points, five rebounds and three assists playing shooting guard as a junior. A preseason All Greater Houston First Team selection, Rose will play point guard his senior season. He has earned first-team All-District 21 5A honors the past two seasons and was the team MVP in 2002. He has helped his team to second-place District 21 finishes the past two years. In his first season, he was named District 21 Freshman of the Year. Rose has played four years on the Houston Hoops summer AAU team that also features top-five recruits Ndidi Eby and Kendrick Perkins. As the team's starting shooting guard, Rose averaged 14 points and helped the team earn a No. 1 national rating for much of the summer. The team placed second at two of the nation's larger invitational tournaments, finishing as the runner-up at both the Nike Peach Jam in Augusta, Ga., and Nike Super Showcase in Orlando, Fla. A great shooter, Rose is one of the 16 finalists still alive in Cuttino Mobley's Clutch City Shootout. Sponsored by the Houston Rockets and generating more than 300 participants, the Shootout allows Houston-area 4A and 5A high school basketball players the opportunity to compete in a series of three-point shooting contests. Rose is scheduled to shoot at halftime of the Rockets' Jan. 13 game. Earlier this month, he connected on 14 consecutive three-point shots during a scrimmage while scoring 56 points. Rose possesses a strong academic resume, ranking second in his class of 365 seniors. He was recruited by Houston, St. Louis, Utah State, Colorado State, Texas Christian, Texas A&M, Tennessee and Illinois. With guard Travis Hansen being the only senior on this year's roster, Rose is expected to be the only player to sign with BYU during the early signing period. He is the nephew of BYU Associate Head Coach Dave Rose.





**KEVIN WOODBERRY / 6-0 • 170 • junior • point guard**

**CAPSULE:** Kevin Woodberry is a true point guard and strong defender who helped Dixie State College (St. George, Utah) to a 34-3 record and the 2002 NJCAA National Championship ... A second-team All-Scenic West Athletic Conference selection, he led the Rebels in assists (3.6), steals (2.0), three-point field goals (73) and free throw percentage (.815) ... He played at Portland as a freshman.

2002-03: Kevin has started at the point in all six games and has been effective in spurts despite a slow overall start, shooting 27 percent from the floor, 23.8 percent on threes and 46.2 percent from the line while committing 18 turnovers to his 10 assists ... He had a season-high 10 points and 3 steals vs. Rice ... He grabbed the key rebound and made his only free throw in five attempts to preserve a win at ASU ... He had a season-high 4 rebounds and 4 assists at ASU, playing a season-high 31 minutes in his hometown ... He played season-low 15 minutes at Creighton, hitting a three.



**Kevin Woodberry – 2002-03 Game-by-Game**

Opponent	Date	GS	Min	TOTAL			3-PTS			REBOUNDS			Avg	PF	FO	A	TO	Blk	Stl	Pts	Avg				
				FG	FGA	Pct	3FG	3FGA	Pct	FT	FTA	Pct										Off	Def	Tot	
vs Toledo	11/22/02	*	29	2	7	.286	1	4	.250	0	0	.000	1	2	3	3.0	1	0	1	2	0	2	5	5.0	
vs Kansas State	11/23/02	*	25	0	3	.000	0	3	.000	2	4	.500	0	0	0	1.5	3	0	3	3	0	0	2	3.5	
vs St. Bonaventure	11/25/02	*	29	3	13	.231	1	7	.143	1	2	.500	0	1	1	1.3	2	0	2	3	1	2	8	5.0	
RICE	11/30/02	*	19	3	6	.500	2	2	1.000	2	2	1.000	0	2	2	1.5	1	0	0	2	1	3	10	6.3	
at Arizona State	12-04-02	*	31	1	5	.200	0	3	.000	1	5	.200	0	4	4	2.0	2	0	4	5	1	1	3	5.6	
at Creighton	12-07-02	*	15	1	3	.333	1	2	.500	0	0	.000	0	0	0	1.7	1	0	0	3	0	1	3	5.2	
<b>Totals</b>			6	148	10	37	.270	5	21	.238	6	13	.462	1	9	10	1.7	10	0	10	18	3	9	31	5.2

Games played: 6  
Points/game: 5.2  
FG Pct: 27.0  
3FG Pct: 23.8  
FT Pct: 46.2  
Rebounds/game: 1.7  
Assists/game: 1.7  
Turnovers/game: 3.0  
Assist/turnover ratio: 0.6  
Steals/game: 1.5  
Blocks/game: 0.5

**CAREER HIGHS:**

POINTS: 10 vs. Rice  
FG MADE: 3 vs. SBU, Rice  
FG ATT: 13 vs. St. Bonaventure  
FG%: .500 (3-6) vs. Rice  
3FG MADE: 2 vs. Rice  
3FG ATT: 7 vs. St. Bonaventure  
3FG%: 1.000 (2-2) vs. Rice  
FT MADE: 2 vs. Kansas State, Rice  
FT ATT: 5 at Arizona State  
FT %: 1.000 (2-2) vs. Rice  
REB: 4 at Arizona State  
ASSISTS: 3 vs. Kansas State  
STEALS: 3 vs. Rice  
BLOCKS: 1 vs. SBU, Rice, at ASU  
MINUTES: 31 at Arizona State

**TRAVIS HANSEN / 6-6 • 210 • senior • guard/forward**

**CAPSULE:** Hansen is an MWC Player of the Year candidate entering his final season ... BYU's lone senior, he was the team's best player last year when he led the Cougars in scoring (15.6) and rebounding (6.2) ... He earned second-team All-MWC honors ... At 6-foot-6, he is an extremely athletic player who can create his own shot or knock down the three ... His explosiveness was evidenced by game highs of 30 points and 17 rebounds last year ... He is effective when slashing to the basket and has range from the three-point arc ... He shot 42.2 percent from three-point range last season ... His first season with the Cougars in 2000-01 he played a supporting role (5.5 ppg, 3.0 rpg) primarily due to a broken foot he suffered after earning a starting assignment ... He played his freshman year at Utah Valley State College before going on an LDS Church mission ... He sat out a year as a redshirt before joining the Cougars in 2000-2001.

2002-03: Hansen leads BYU in scoring (16.0) and assists (2.8) and is second in rebounding (4.8) ... He led BYU with 17.0 ppg last week while shooting 70.6 percent (12-17) from the floor and 83.3 percent (10-12) from the line ... He scored eight of BYU's final 12 points and assisted two of the other four points at ASU, going 8-11 from the floor and 7-8 from the line to score a season-high 23 points ... He has had two of his top-five assist games this season with four assists vs. Rice and a career-tying 5 assists vs. Toledo ... He had 3 assists at ASU ... Taking only seven shots and two free throw attempts, he failed to score in double figures for the first time this year with 9 points vs. Rice, ending 11 straight double-digit games dating back to last season ... His one rebound at ASU is the lowest single-game rebounding total since his sophomore season when he had no boards vs. New Mexico in the MWC tournament title win ... He had 2 boards at Creighton ... He had 2 boards in a game only twice last year.



**Travis Hansen – 2002-03 Game-by-Game**

Opponent	Date	GS	Min	TOTAL			3-PTS			REBOUNDS			Avg	PF	FO	A	TO	Blk	Stl	Pts	Avg				
				FG	FGA	Pct	3FG	3FGA	Pct	FT	FTA	Pct										Off	Def	Tot	
vs Toledo	11/22/02	*	32	7	12	.583	2	3	.667	6	6	1.000	4	4	8	8.0	3	0	5	2	0	0	22	22.0	
vs Kansas State	11/23/02	*	28	6	11	.545	2	2	1.000	5	8	.625	1	1	2	5.0	2	0	2	1	0	0	19	20.5	
vs St. Bonaventure	11/25/02	*	35	2	7	.286	0	2	.000	8	10	.800	6	6	12	7.3	1	0	1	8	1	1	12	17.7	
RICE	11/30/02	*	21	3	7	.429	1	1	1.000	2	2	1.000	2	2	4	6.5	2	0	4	1	1	1	9	15.5	
at Arizona State	12-04-02	*	30	8	11	.727	0	2	.000	7	8	.875	0	1	1	5.4	3	0	3	5	0	0	23	17.0	
at Creighton	12-07-02	*	27	4	6	.667	0	0	.000	3	4	.750	0	2	2	4.8	5	1	2	4	0	1	11	16.0	
<b>Totals</b>			6	173	30	54	.556	5	10	.500	31	38	.816	13	16	29	4.8	16	1	17	21	2	3	96	16.0

Games played: 6  
Points/game: 16.0  
FG Pct: 55.6  
3FG Pct: 50.0  
FT Pct: 81.6  
Rebounds/game: 4.8  
Assists/game: 2.8  
Turnovers/game: 3.5  
Assist/turnover ratio: 0.8  
Steals/game: 0.5  
Blocks/game: 0.3

**CAREER HIGHS:**

POINTS: 30 at Pepperdine  
FG MADE: 10 at Utah St, Pepp.  
FG ATT: 19 at Pepperdine  
FG%: .857 (6-7) at Weber St.  
3FG MADE: 3 at ASU, v. SDSU  
3FG ATT: 6 vs. ASU  
3FG%: 1.000 (2-2) v. Wyoming, at Memphis (2002), vs. K-State  
FT MADE: 10 at Pepperdine (2002)  
FT ATT: 15 at San Diego (2002)  
FT %: 1.000 (10-10) at Pepp.  
REB: 17 at Pepperdine  
ASSISTS: 5 vs. UNLV, at Memphis (2002), vs. Toledo  
STEALS: 3 vs. UC Irvine, at Memphis  
BLOCKS: 2 at U. San Diego  
MINUTES: 43 at CSU



**MARK BIGELOW / 6-7 • 195 • junior • forward/guard**

**CAPSULE:** Bigelow is an all-conference candidate and with player-of-the-year abilities ... Despite being hampered last season by conditioning in first year back from a two-year mission layoff, Bigelow showed signs of why he was BYU's best player prior to his mission ... He put on a 31-point performance in a win over Arizona State while averaging 14.9 points and earning honorable mention All-MWC recognition in 2001-02 ... Bigelow was BYU's leading scorer (15.0) and rebounder (6.3) and WAC Pacific Division Freshman of the Year and All-WAC Second Team in 1998-99 before going on a two-year LDS Church mission to Ft. Lauderdale, Fla. ... A threat from long range, Bigelow led the Cougars last year in three-pointers made with 65 on 42.2 percent shooting and set the BYU record for consecutive games with a trey (22) ... He is an excellent shooter and extremely intelligent player ... A gifted offensive player with a great mid-range game ... He moves well without the ball.

2002-03: Bigelow reached double digits five of six games and is the second leading scorer at 14.5 ppg ... He is second on the team in assists with 14 ... He had connected from long range in 11 straight games dating back to last season prior to not attempting a three for the first game of his career at ASU ... He made a season-high four triples at Creighton ... With BYU trailing 30-22, he made three consecutive treys to give BYU the lead at 31-30 ... He has made a team-leading 11 threes on the year while shooting 52.4 percent from long range ... He has 120 career threes, seven shy of Terrell Lyday's 127 ... He is making 49 percent of his field goal attempts overall.



**Mark Bigelow – 2002-03 Game-by-Game**

Opponent	Date	GS	Min	TOTAL		3-PTS		Pct	FT	FTA	Pct	REBOUNDS			Avg	PF	FO	A	TO	Blk	Stl	Pts	Avg	
				FG	FGA	FG	FGA					Off	Def	Tot										
vs Toledo	11/22/02	*	33	2	6	333	1	1	1,000	7	10	.700	0	5	5	5.0	2	0	3	3	0	1	12	12.0
vs Kansas State	11/23/02	*	35	6	12	500	3	5	.600	3	4	.750	0	3	3	4.0	1	0	4	2	1	3	18	15.0
vs St. Bonaventure	11/25/02	*	24	4	7	571	1	3	.333	2	2	1,000	0	2	2	3.3	4	0	2	1	1	11	13.7	
RICE	11/30/02	*	22	7	10	700	2	4	.500	3	4	.750	0	1	1	2.8	2	0	2	0	0	0	19	15.0
at Arizona State	12-04-02	*	30	2	6	.333	0	0	.000	2	2	1,000	0	2	2	2.6	2	0	1	1	1	1	6	13.2
at Creighton	12-07-02	*	38	7	16	.438	4	8	.500	3	4	.750	2	4	6	3.2	2	0	2	6	1	1	21	14.5
<b>Totals</b>			<b>6</b>	<b>182</b>	<b>28</b>	<b>57</b>	<b>.491</b>	<b>11</b>	<b>21</b>	<b>.524</b>	<b>20</b>	<b>.769</b>	<b>2</b>	<b>17</b>	<b>19</b>	<b>3.2</b>	<b>13</b>	<b>0</b>	<b>14</b>	<b>13</b>	<b>4</b>	<b>7</b>	<b>87</b>	<b>14.5</b>

Games played: 6  
Points/game: 14.5  
FG Pct: 49.1  
3FG Pct: 52.4  
FT Pct: 76.9  
Rebounds/game: 3.2  
Assists/game: 2.3  
Turnovers/game: 2.2  
Assist/turnover ratio: 1.1  
Steals/game: 1.2  
Blocks/game: 0.7

**CAREER HIGHS:**  
POINTS: 33 at Washington St.  
FG MADE: 11 at Washington St.  
FG ATT: 20 at Wash. St., CSUN  
FG%: .800 (8-10) vs. UTEP  
3FG MADE: 5 vs. La Tech, SUU  
3FG ATT: 10 vs. CSUN  
3FG%: .750 (3-4) at Wash. St.  
FT MADE: 11 (twice)  
FT ATT: 11 (twice)  
FT %: 1.000 (11-11) (twice)  
REB: 14 (twice)  
ASSISTS: 6 (twice)  
STEALS: 9 vs. Arizona (BYU record)  
BLOCKS: 3 at UCSB, v. Creighton  
MINUTES: 42 vs. Arizona

**JARED JENSEN / 6-9 • 250 • sophomore • forward/center**

**CAPSULE:** Jensen enters his sophomore season as a viable all-conference candidate ... He came to BYU as the most prized high school recruit from the state of Utah and proved why while earning MWC Co-Freshman of the Year honors in 2001-02 ... He is a talented offensive player in the low-post who can also score with his jumper ... He finished first in the Mountain West Conference with a team-leading 59.1 field goal percentage last year and was fourth on the team in scoring and rebounding at 8.6 points per game and 3.5 rebounds per contest ... He had season highs of 20 points and 10 rebounds while starting in 25 games ... With a year under his belt he should play a bigger role for the Cougars in 2002-03 ... At Fremont High School he earned the 2001 Deseret News Mr. Basketball Award, scoring 25.8 points and pulling down 13 rebounds per game.

2002-03: Jensen is third on the team in scoring (11.0) and rebounding (4.3), having started in five of six games ... He didn't start vs. St. Bonaventure due to their guard-oriented pressing defense, but scored a team-high 15 minutes with 6 rebounds, including many key plays in the final minutes ... He returned to the starting lineup vs. Rice and had 18 points in 18 minutes on 6-for-6 shooting while grabbing 5 boards ... He scored seven straight points to give BYU a 13 point lead as part of an 18-1 first-half run that blew open the game for the Cougars ... The last time a Cougar was perfect from the field with at least six attempts was Eric Nielsen on Feb. 24, 2001 at Utah when he also went 6-6 from the field ... He had his fourth straight double-digit scoring game at ASU and got BYU going early with 10 first-half points ... After going 1-3 in the season-opener vs. Toledo, Jensen has shot 50 percent or better in each of the last five games, including a perfect 6-6 in the Marriott Center this year ... He has made 15 of his last 20 attempts from the floor and is shooting 64.7 percent on the year.



**Jared Jensen – 2002-03 Game-by-Game**

Opponent	Date	GS	Min	TOTAL		3-PTS		Pct	FT	FTA	Pct	REBOUNDS			Avg	PF	FO	A	TO	Blk	Stl	Pts	Avg	
				FG	FGA	FG	FGA					Off	Def	Tot										
vs Toledo	11/22/02	*	8	1	3	333	0	0	.000	0	0	.000	0	1	1	1.0	5	1	0	1	0	0	2	2.0
vs Kansas State	11/23/02	*	20	2	4	500	0	0	.000	6	8	.750	0	5	5	3.0	4	0	0	0	1	0	10	6.0
vs St. Bonaventure	11/25/02	*	21	4	7	571	0	0	.000	7	8	.875	1	5	6	4.0	2	0	0	2	0	0	15	9.0
RICE	11/30/02	*	18	6	6	1,000	0	0	.000	6	8	.750	1	4	5	4.3	1	0	0	1	0	1	18	11.3
at Arizona State	12-04-02	*	28	6	9	.667	0	0	.000	0	0	.000	1	5	6	4.6	4	0	1	3	0	1	12	11.4
at Creighton	12-07-02	*	29	3	5	.600	0	0	.000	3	3	1,000	1	2	3	4.3	1	0	0	0	1	0	9	11.0
<b>Totals</b>			<b>5</b>	<b>124</b>	<b>22</b>	<b>34</b>	<b>.647</b>	<b>0</b>	<b>.000</b>	<b>22</b>	<b>27</b>	<b>.815</b>	<b>4</b>	<b>22</b>	<b>26</b>	<b>4.3</b>	<b>17</b>	<b>1</b>	<b>1</b>	<b>7</b>	<b>2</b>	<b>2</b>	<b>66</b>	<b>11.0</b>

Games played: 6  
Points/game: 11.0  
FG Pct: 64.7  
FT Pct: 81.5  
Rebounds/game: 4.3  
Assists/game: 0.2  
Turnovers/game: 1.2  
Assist/turnover ratio: 0.1  
Steals/game: 0.3  
Blocks/game: 0.3


**CAREER HIGHS:**  
POINTS: 20 at Air Force (2002)  
FG MADE: 6 (5 times) last at ASU  
FG ATT: 10 vs. USF, at AFA  
FG%: 1.000 (6-6) vs. Rice  
3FG MADE: --  
3FG ATT: --  
3FG%: --  
FT MADE: 9 vs. SDSU  
FT ATT: 12 vs. SDSU  
FT %: 1.000 (8-8) vs. AFA, at CSU (2002)  
REB: 10 vs. Creighton, CSUN (2002)  
ASSISTS: 2 vs. Creighton (2002)  
STEALS: 2 vs. (four times)  
BLOCKS: 2 (three times)  
MINUTES: 32 at UCSB (2002)



**RAFAEL ARAUJO / 6-11 • 265 • junior • center**

**CAPSULE:** One of the top-10 junior college players in the country last year, Rafael Araujo earned second-team NJCAA All-America honors in 2001-02 at Arizona Western College ... He averaged 17.9 points and 10.7 rebounds ... He is a strong athlete with great leaping ability ... He runs the floor well and has range on the perimeter ... He played on the Brazilian National Team at the World Basketball Championships in Indianapolis.

2002-03: After a slow start in his first game, BYU's big center has shown continual improvement ... He had nine points vs. Kansas State; 10 boards vs. St. Bonaventure; 8 boards, 3 assists and 3 steals vs. Rice; 11 boards, 9 points, 3 blocks and 3 assists at ASU; and a season-high 12 rebounds at Creighton ... He has had double-digit rebounds in three of the last four games, including both games last week when he averaged 11.5 boards per game ... He is averaging 8.3 rebounds on the year to rank second among all MWC players ... He is averaging 21 minutes per game but has played more minutes in each game after playing only 10 in the season-opener ... He played a season-high 28 minutes at Creighton Saturday.



**Rafael Araujo – 2002-03 Game-by-Game**

Opponent	Date	GS	Min	TOTAL			3-PTS			REBOUNDS			Avg	PF	FO	A	TO	Blk	Stl	Pts	Avg				
				FG	FGA	Pct	3FG	3FGA	Pct	FT	FTA	Pct										Off	Def	Tot	
vs Toledo	11/22/02	*	10	0	5	.000	0	0	.000	1	2	.500	2	3	5	5.0	5	1	0	4	1	0	1	1.0	
vs Kansas State	11/23/02	*	18	4	5	.800	0	0	.000	1	2	.500	0	4	4	4.5	5	1	0	3	0	1	9	5.0	
vs St. Bonaventure	11/25/02	*	18	3	5	.600	0	0	.000	1	1	1.000	3	7	10	6.3	4	0	1	0	2	0	7	5.7	
RICE	11/30/02	*	25	3	4	.750	0	0	.000	0	0	.000	1	7	8	6.8	4	0	3	3	0	3	6	5.8	
at Arizona State	12-04-02	*	27	2	6	.333	0	0	.000	5	6	.833	2	9	11	7.6	4	0	3	3	3	1	9	6.4	
at Creighton	12-07-02	*	28	2	4	.500	0	1	.000	2	2	1.000	3	9	12	8.3	4	0	1	5	1	1	6	6.3	
<b>Totals</b>			6	126	14	29	.483	0	1	.000	10	13	.769	11	39	50	8.3	26	2	8	18	7	6	38	6.3

Games played: 6  
Points/game: 6.3  
FG Pct: .483  
3FG Pct: 0.0  
FT Pct: .769  
Rebounds/game: 8.3  
Assists/game: 1.3  
Turnovers/game: 3.0  
Assist/turnover ratio: 0.4  
Steals/game: 1.0  
Blocks/game: 1.2


**CAREER HIGHS:**

POINTS: 9 vs. Kansas St., at ASU  
FG MADE: 4 vs. Kansas State  
FG ATT: 6 at Arizona State  
FG%: .800 (4-5) vs. Kansas State  
3FG MADE: --  
3FG ATT: 1 at Creighton  
3FG%: .000 (0-1) at Creighton  
FT MADE: 5 at Arizona State  
FT ATT: 6 at Arizona State  
FT %: .833 (5-6) at Arizona St.  
REB: 12 at Creighton  
ASSISTS: 3 vs. Rice, at ASU  
STEALS: 3 vs. Rice  
BLOCKS: 3 at Arizona State  
MINUTES: 28 at Creighton

**RICKY BOWER / 6-4 • 185 • junior • combo guard**

**CAPSULE:** Bower could play a key role at the point and shooting guard positions in 2002-03 ... He is a transfer from the University of Wisconsin who sat out last season as a redshirt because of NCAA transfer rules ... He is an excellent three-point shooter with good point guard skills ... He shot 44 percent from three-point range and 81 percent from the line at Wisconsin ... Despite not being allowed to play last year, he was a valuable contributor to the team with his leadership ability in practice and efforts on the scout team ... He has nice size when playing the point and has good leadership skills.

2002-03: Slowed by preseason injuries that limited his practice time, Bower has played primarily at the shooting guard position until seeing some extended point guard minutes at Creighton Saturday ... He played a key role in his only start vs. St. Bonaventure, helping handle the Bonnies pressure defense ... He has been the primary reserve on the perimeter ... He is shooting 50 percent from the floor and from three-point range, and 86.7 percent from the line ... He played a season-low 16 minutes at ASU, but hit a big shot in the corner during a BYU run ... He started in the second half at Creighton, where he scored 9 points and dished out a season-high 4 assists ... He took 8 shots at Creighton after having only taken 10 shots over the first five games ... His 8 shots were more than the prior four games combined when he took 7 shots ... He and Mark Bigelow are the only two Cougars currently playing more than 20 minutes per game that has more assists than turnovers ... Overall, he is one of five Cougars with more assists (10) than turnovers (9) (others are Mark Bigelow, Terry Nashif, Luiz Lemes and Jake Shoff).



**Ricky Bower – 2002-03 Game-by-Game**

Opponent	Date	GS	Min	TOTAL			3-PTS			REBOUNDS			Avg	PF	FO	A	TO	Blk	Stl	Pts	Avg				
				FG	FGA	Pct	3FG	3FGA	Pct	FT	FTA	Pct										Off	Def	Tot	
vs Toledo	11/22/02		23	2	3	.667	2	2	1.000	4	4	1.000	1	2	3	3.0	2	0	1	2	0	10	10.0		
vs Kansas State	11/23/02		19	0	0	.000	0	0	.000	7	8	.875	0	4	4	3.5	1	0	2	2	0	1	7	8.5	
vs St. Bonaventure	11/25/02	*	31	1	2	.500	1	1	1.000	1	2	.500	0	5	5	4.0	2	0	1	1	0	0	4	7.0	
RICE	11/30/02		17	1	3	.333	0	1	.000	1	1	1.000	0	0	0	3.0	2	0	0	1	0	0	3	6.0	
at Arizona State	12-04-02		16	1	2	.500	0	1	.000	0	0	.000	0	0	0	2.4	3	0	2	1	0	2	2	5.2	
at Creighton	12-07-02		29	4	8	.500	1	3	.333	0	0	.000	0	1	1	2.2	2	0	4	2	0	2	9	5.8	
<b>Totals</b>			1	135	9	18	.500	4	8	.500	13	15	.867	1	12	13	2.2	12	0	10	9	0	5	35	5.8

Games played: 6  
Points/game: 5.8  
FG Pct: .500  
3FG Pct: .500  
FT Pct: .867  
Rebounds/game: 2.2  
Assists/game: 1.7  
Turnovers/game: 1.5  
Assist/turnover ratio: 1.1  
Steals/game: 0.8

**CAREER HIGHS:**

POINTS: 10 vs. Toledo  
FG MADE: 4 at Creighton  
FG ATT: 8 at Creighton  
FG%: .667 (2-3) vs. Toledo  
3FG MADE: 2 vs. Toledo  
3FG ATT: 3 at Creighton  
3FG%: 1.000 (2-2) v. Toledo  
FT MADE: 7 vs. Kansas State  
FT ATT: 8 vs. Kansas State  
FT %: .875 (7-8) vs. Kansas State  
REB: 5 vs. St. Bonaventure  
ASSISTS: 4 at Creighton  
STEALS: 2 at ASU, Creighton  
BLOCKS: --  
MINUTES: 31 vs. St. Bonaventure






**TERRY NASHIF / 5-10 • 165 • sophomore • point guard**

**CAPSULE:** Nashif appeared in 21 of 30 games last year as a freshman, averaging 2.9 minutes at the point as a reserve behind senior starter Matt Montague ... A smart player and good distributor of the ball, he has a nice shot from three-point range ... He averaged 0.5 points, 0.4 rebounds and 0.5 assists per game last year while playing one minute or less in nine of his 21 appearances ... He served a mission for the Church of Jesus Christ of Latter-day Saints after his senior year in 1999 at Evergreen High School in Vancouver, Wash.

2002-03: Reserve point guard Terry Nashif played more minutes in each of the first four games this year than he did in any game last season when he played a season high of 10 minutes twice ... He played a career-best 23 minutes vs. St. Bonaventure and had a key steal and bucket to help BYU claim the Paradise Jam title ... He also had a steal for a lay-in on the other end against Rice ... He had a career night vs. Rice, setting personal bests with 10 points, five rebounds and five assists and two steals in 19 minutes ... His minutes were more limited last week, playing 9 minutes in each game without scoring or having an assist but did grab two boards in each game.



**Terry Nashif – 2002-03 Game-by-Game**

Opponent	Date	GS	Min	TOTAL		3-PTS		Pct	FT	FTA	Pct	REBOUNDS			Avg	PF	FO	A	TO	Blk	Stl	Pts	Avg		
				FG	FGA	FG	FGA					Off	Def	Tot											
vs Toledo	11/22/02	11	1	2	.500	1	1	1.000	0	0	.000	1	2	3	3.0	0	0	1	0	0	2	3	3.0		
vs Kansas State	11/23/02	12	1	2	.500	1	2	.500	0	0	.000	0	0	0	1.5	0	0	0	0	0	0	3	3.0		
vs St. Bonaventure	11/25/02	23	1	4	.250	0	1	.000	0	0	.000	0	1	1	1.3	4	0	2	1	0	2	2	2.7		
RICE	11/30/02	19	2	4	.500	0	1	.000	6	6	1.000	0	5	5	2.3	1	0	5	1	0	2	10	4.5		
at Arizona State	12-04-02	9	0	2	.000	0	0	.000	0	0	.000	0	2	2	2.2	1	0	0	2	0	1	0	3.6		
at Creighton	12-07-02	9	0	2	.000	0	2	.000	0	0	.000	0	2	2	2.2	3	0	0	1	0	0	0	3.0		
<b>Totals</b>			0	83	5	16	.313	2	7	.286	6	6	1.000	1	12	13	2.2	9	0	8	5	0	7	18	3.0

Games played: 6  
 Points/game: 3.0  
 FG Pct: 31.3  
 3FG Pct: 28.6  
 FT Pct: 100.0  
 Rebounds/game: 2.2  
 Assists/game: 1.3  
 Turnovers/game: 0.8  
 Assist/turnover ratio: 1.6  
 Steals/game: 1.2

**CAREER HIGHS:**  
 POINTS: 10 vs. Rice  
 FG MADE: 2 vs. Rice  
 FG ATT: 4 vs. SBU, Rice  
 FG%: .500 (2-4) vs. Rice  
 3FG MADE: 1 vs. Toledo, Kansas State  
 3FG ATT: 2 vs. KSU, at Creighton  
 3FG%: 1.000 (1-1) vs. Toledo  
 FT MADE: 6 vs. Rice  
 FT ATT: 6 vs. CSUN (2002), Rice  
 FT %: 1.000 (6-6) vs. Rice  
 REB: 5 vs. Rice  
 ASSISTS: 5 vs. Rice  
 STEALS: 2 vs. Toledo, St. Bonaventure, Rice  
 BLOCKS: --  
 MINUTES: 23 vs. St. Bonaventure

**LUIZ LEMES / 6-3 • 180 • junior • guard**

**CAPSULE:** A combo guard and outstanding outside shooter, Lemes enters his junior year at BYU in 2002-03 with three years to play two after transferring from Eastern Oklahoma State College in Wilburton, Okla. ... He earned first-team NJCAA All-Region 2 honors last season at EOCS ... He led the Mountaineers to back-to-back Region 2 Tournament runner-up finishes with records of 23-8 and 25-7 ... Played point guard as a freshman before being moved to the wing because of his great shooting ability ... He made 66 threes last season from the wing.

2002-03: Lemes saw limited time in BYU's first three games, without attempting a shot ... He played 20 minutes in the home-opening win over Rice, scoring his first points as a Cougar with 7 points on 3-4 shooting ... He sparked BYU's decisive first-half run vs. Rice when he stole a Rice pass and took the length of the court for a lay-up for his first bucket ... On the next offensive possession, he connected on his first three-point attempt of the year giving the Cougars a 23-17 lead ... At Creighton, he had one assist and hit his only attempt, a trey, to start a 12-3 Cougar run that included four three-pointers, three by Mark Bigelow, to help BYU regain the lead at 31-30 in the first half ... He is 4-5 from the floor and 2-3 on threes this year.



**Luiz Lemes – 2002-03 Game-by-Game**

Opponent	Date	GS	Min	TOTAL		3-PTS		Pct	FT	FTA	Pct	REBOUNDS			Avg	PF	FO	A	TO	Blk	Stl	Pts	Avg	
				FG	FGA	FG	FGA					Off	Def	Tot										
vs Toledo	11/22/02	6	0	0	.000	0	0	.000	0	0	.000	0	1	1	1.0	0	0	0	0	0	0	0	0.0	
vs Kansas State	11/23/02	3	0	0	.000	0	0	.000	0	0	.000	0	1	1	1.0	0	0	1	0	0	0	0	0.0	
vs St. Bonaventure	11/25/02	2	0	0	.000	0	0	.000	0	0	.000	0	0	0	0.7	1	0	0	1	0	0	0	0.0	
RICE	11/30/02	20	3	4	.750	1	2	.500	0	2	.000	0	2	2	1.0	0	0	2	1	0	1	7	1.8	
at Arizona State	12-04-02	4	0	0	.000	0	0	.000	0	0	.000	0	0	0	0.8	0	0	0	0	0	0	0	1.4	
at Creighton	12-07-02	7	1	1	1.000	1	1	1.000	0	0	.000	0	1	1	0.8	0	0	1	1	0	0	3	1.7	
<b>Totals</b>			0	42	4	5	.800	2	3	.667	0	2	.000	0	5	5	0.8	1	0	4	3	0	10	1.7

Games played: 6  
 Points/game: 1.7  
 FG Pct: 80.0  
 3FG Pct: 66.7  
 FT Pct: 0.0  
 Rebounds/game: 0.8  
 Assists/game: 0.7  
 Turnovers/game: 0.5  
 Assist/turnover ratio: 1.3  
 Steals/game: 0.2

**CAREER HIGHS:**  
 POINTS: 7 vs. Rice  
 FG MADE: 3 vs. Rice  
 FG ATT: 4 vs. Rice  
 FG%: .750 vs. Rice  
 3FG MADE: 1 vs. Rice  
 3FG ATT: 2 vs. Rice  
 3FG%: .500 (1-2) vs. Rice  
 FT MADE: --  
 FT ATT: 2 vs. Rice  
 FT %: .000 (0-2) vs. Rice  
 REB: 2 vs. Rice  
 ASSISTS: 2 vs. Rice  
 STEALS: 1 vs. Rice  
 BLOCKS: --  
 MINUTES: 20 vs. Rice



**JOHN ALLEN / 6-7 • 215 • sophomore • forward**

**CAPSULE:** Returns from two-year mission in El Salvador ... He is a good shooter who can play on the perimeter and has a nice feel inside ... He played in 18 games as a freshman at BYU in 1999-2000, averaging 1.9 points and 1.2 rebounds ... He gained more playing time as the season progressed ... He made 65 threes as team MVP at Mayde Creek High School in Houston.

2002-03: Played a career-high 23 minutes in BYU's season-opening win over Toledo ... He also played more than his previous high of 14 minutes (vs. Notre Dame in 2000 NITquarterfinals) in the last three games before playing eight minutes at Creighton ... He scored in each of the first five games, including a season-high 8 points at ASU, before going scoreless on 0-1 shooting at Creighton ... He is 4-6 on threes and hit a big three after coming in once Travis Hansen was ejected with BYU trailing vs. Kansas State ... He hit BYU's only three at ASU, going 3-4 from the floor and while hitting his only trey ... He is shooting 50 percent from the floor overall.



**John Allen – 2002-03 Game-by-Game**

Opponent	Date	GS	Min	TOTAL			3-PTS			REBOUNDS			Pct	PF	FO	A	TO	Blk	Stl	Pts	Avg			
				FG	FGA	Pct	3FG	3FGA	Pct	FT	FTA	Pct										Off	Def	Tot
vs Toledo	11/22/02		23	2	4	.500	1	2	.500	0	0	.000	0	1	1	1.0	4	0	1	0	0	5	5.0	
vs Kansas State	11/23/02		7	2	2	1.000	1	1	1.000	0	0	.000	0	1	1	1.0	3	0	0	0	0	5	5.0	
vs St. Bonaventure	11/25/02		14	1	3	.333	1	1	1.000	2	2	1.000	1	3	4	2.0	2	0	0	0	0	5	5.0	
RICE	11/30/02		17	0	2	.000	0	1	.000	2	2	1.000	1	2	3	2.3	4	0	1	2	0	2	4.3	
at Arizona State	12-04-02		19	3	4	.750	1	1	1.000	1	1	1.000	0	3	3	2.4	2	0	1	0	0	8	5.0	
at Creighton	12-07-02		8	0	1	.000	0	0	.000	0	0	.000	0	1	1	2.2	2	0	0	1	0	0	4.2	
<b>Totals</b>			<b>0</b>	<b>88</b>	<b>8</b>	<b>16</b>	<b>.500</b>	<b>4</b>	<b>6</b>	<b>.667</b>	<b>5</b>	<b>5</b>	<b>1.000</b>	<b>2</b>	<b>11</b>	<b>13</b>	<b>2.2</b>	<b>17</b>	<b>0</b>	<b>3</b>	<b>3</b>	<b>0</b>	<b>25</b>	<b>4.2</b>

Games played: 6  
Points/game: 4.2  
FG Pct: 50.0  
3FG Pct: 66.7  
FT Pct: 100.0  
Rebounds/game: 2.2  
Assists/game: 0.5  
Turnovers/game: 0.5  
Assist/turnover ratio: 1.0

**CAREER HIGHS:**

POINTS: 10 at Notre Dame (3-22-00)  
FG MADE: 4 at Notre Dame (3-22-00)  
FG ATT: 5 at Notre Dame (3-22-00)  
FG%: .800 (4-5) at Notre Dame (3-22-00)  
3FG MADE: 2 at Notre Dame (3-22-00)  
3FG ATT: 3 at Notre Dame (3-22-00)  
3FG%: .667 (2-3) at Notre Dame (3-22-00)  
FT MADE: 2 (four times) last vs. Rice  
FT ATT: 2 (seven times) last vs. Rice  
FT %: 1.000 (2-2) at Wyo, vs. SBU, vs. Rice  
REB: 4 vs. St. Bonaventure  
ASSISTS: 1 (four times) last at ASU  
STEALS: 1 at Fla. Intl. (12-23-99)  
BLOCKS: 1 vs. So. Illinois (3-20-00)  
MINUTES: 23 vs. Toledo

**BART JEPSEN / 6-9 • 235 • junior • forward**

**CAPSULE:** Jepsen was a key reserve who was one of seven players to appear in all 30 games last year ... The redshirt junior has valuable experience and excellent athletic ability ... He is a solid rebounder and defender who runs the floor extremely well for a big man ... He averaged 0.9 points and 1.4 rebounds in 7.8 minutes per game last year and 1.2 points and 2.1 rebounds in 11.9 minutes as a freshman in Steve Cleveland's first season in 1997-98 while playing in 27 of 30 games, including nine starts.

2002-03: Jepsen missed his first game since his freshman season vs. St. Bonaventure due to the Bonnies guard-oriented pressing defense the entire game ... He had played in 32 straight games since not playing vs. Tulsa in the 1998 WAC Tournament in Las Vegas ... He saw limited action in BYU's first two games before playing a season-high 12 minutes vs. Rice, going a career-best 3-3 and tying his career high with 7 points ... He made the second three-pointer of his career and his first since his freshmen season in 1997-98 when he connected on his only attempt vs. Rice ... He took only one three-pointer last year and is now 2-11 on threes for his career ... Against Creighton he came in and hit a jumper when Jared Jensen was forced out of the game to have an injury attended to.



**Bart Jepsen – 2002-03 Game-by-Game**

Opponent	Date	GS	Min	TOTAL			3-PTS			REBOUNDS			Pct	PF	FO	A	TO	Blk	Stl	Pts	Avg			
				FG	FGA	Pct	3FG	3FGA	Pct	FT	FTA	Pct										Off	Def	Tot
vs Toledo	11/22/02		4	0	1	.000	0	0	.000	0	0	.000	0	0	0	0.0	0	0	0	0	0	0.0		
vs Kansas State	11/23/02		3	0	0	.000	0	0	.000	0	0	.000	0	0	0	0.0	1	0	0	0	0	0.0		
RICE	11/30/02		12	3	3	1.000	1	1	1.000	0	0	.000	1	1	2	0.7	1	0	0	1	0	7	2.3	
at Arizona State	12-04-02		2	0	0	.000	0	0	.000	0	0	.000	0	0	0	0.5	0	0	0	0	0	0	1.8	
at Creighton	12-07-02		3	1	3	.333	0	0	.000	0	0	.000	0	1	1	0.6	0	0	0	0	0	2	1.8	
<b>Totals</b>			<b>0</b>	<b>24</b>	<b>4</b>	<b>7</b>	<b>.571</b>	<b>1</b>	<b>1</b>	<b>1.000</b>	<b>0</b>	<b>0</b>	<b>.000</b>	<b>1</b>	<b>2</b>	<b>3</b>	<b>0.6</b>	<b>2</b>	<b>0</b>	<b>0</b>	<b>2</b>	<b>0</b>	<b>9</b>	<b>1.8</b>

Games played: 5  
Points/game: 1.8  
FG Pct: 57.1  
3FG Pct: 100.0  
Rebounds/game: 0.6  
Turnovers/game: 0.4  
Steals/game: 0.2

**CAREER HIGHS:**

POINTS: 7 at UNLV (98), v. SDSU (2002), vs. Rice  
FG MADE: 3 at UNLV (98), v. SDSU (02), v. Rice  
FG ATT: 8 at UNLV  
FG%: 1.000 (3-3) vs. Rice  
3FG MADE: 1 at UNLV, vs. Rice  
3FG ATT: 4 at UNLV (98)  
3FG%: 1.000 (1-1) vs. Rice  
FT MADE: 4 vs. Air Force (98)  
FT ATT: 4 vs. Air Force (98)  
FT %: 1.000 (4-4) v. Air Force(98)  
REB: 9 vs. Washington  
ASSISTS: 2 (twice)  
STEALS: 2 (twice)  
BLOCKS: 3 vs. UTEP (98)  
MINUTES: 35 at Tulsa (98)



**JAKE SHOFF / 6-9 • 265 • junior • forward/center**

**CAPSULE:** Shoff is a transfer from Weber State University (Ogden, Utah) who sat out last season as a redshirt because of NCAA transfer rules ... A strong physical player inside, he was third in the nation in average rebounds per minute played in 2000-01 at Weber State ... Despite not being allowed to play last year, he was able to contribute to the team's success as an effective post presence in practices and as a scout team player.

2002-03: Shoff did not practice or play for the better part of the practice season due to back problems ... He has played in four games ... He saw his first action vs. Kansas State and was active, pulling down four rebounds in his 13 minutes ... He played only two minutes against the smaller, pressing defense of St. Bonaventure and was the only Cougar to not play vs. Rice ... He played two minutes at ASU but contributed with 2 rebounds, one on the offensive end, and had 1 point ... He played one minute at Creighton.



**Jake Shoff – 2002-03 Game-by-Game**

Opponent	Date	GS	Min	TOTAL			3-PTS			REBOUNDS			Avg	PF	FO	A	TO	Blk	Stl	Pts	Avg			
				FG	FGA	Pct	3FG	3FGA	Pct	FT	FTA	Pct										Off	Def	Tot
vs Kansas State	11/23/02	13	0	2	000	0	0	.000	0	0	.000	0	0	.000	2	2	4	4.0	1	0	0	0	0	0.0
vs St. Bonaventure	11/25/02	2	1	2	.500	0	0	.000	0	0	.000	1	0	1	2.5	0	0	0	0	0	0	2	1.0	
at Arizona State	12-04-02	2	0	0	.000	0	0	.000	1	2	.500	1	1	2	2.3	0	0	1	0	0	0	1	1.0	
at Creighton	12-07-02	1	0	0	.000	0	0	.000	0	0	.000	0	0	0	1.8	0	0	0	0	0	0	0	0.8	
<b>Totals</b>		<b>0</b>	<b>18</b>	<b>1</b>	<b>4</b>	<b>.250</b>	<b>0</b>	<b>0</b>	<b>.000</b>	<b>1</b>	<b>2</b>	<b>.500</b>	<b>4</b>	<b>3</b>	<b>7</b>	<b>1.8</b>	<b>1</b>	<b>0</b>	<b>1</b>	<b>0</b>	<b>0</b>	<b>0</b>	<b>3</b>	<b>0.8</b>

Games played: 4  
 Points/game: 0.8  
 FG Pct: 25.0  
 FT Pct: 50.0  
 Rebounds/game: 1.8  
 Assists/game: 0.3  
 Assist/turnover ratio: 99.9

**CAREER HIGHS:**

POINTS: 2 vs. St. Bonaventure  
 FG MADE: 1 vs. St. Bonaventure  
 FG ATT: 2 vs. St. Bonaventure  
 FG%: .500 (1-2) vs. SBU  
 3FG MADE: --  
 3FG ATT: --  
 3FG%: --  
 FT MADE: 1 at Arizona State  
 FT ATT: 2 at Arizona State  
 FT %: -.500 (1-2) at Arizona St.  
 REB: 4 vs. Kansas State  
 ASSISTS: 1 at Arizona State  
 STEALS: --  
 BLOCKS: --  
 MINUTES: 13 vs. Kansas State

**DAN HOWARD / 7-0 • 225 • junior • center**

**CAPSULE:** Howard played a key role in the second half of the season in 2001-02 and should continue to be a key contributor in the post in 2002-03 ... He appeared in 21 games, including four starts, averaging 1.8 points and 2.2 rebounds in 9.5 minutes per game last year after playing in 14 games as a freshman in limited action ... The tallest player on the roster, he plays with energy and has been a valuable defensive and rebounding presence ... He has a nice touch for a big man, shooting a career 21-33 (.636) from the floor in his two seasons, including 13-22 (.591) last year when he shared top field goal percentage honors with Jared Jensen ... Last year was his first real extended playing time since playing for Davis High School in 1996.

2002-03: Howard played a key role vs. Toledo, coming off the bench to give BYU a solid post effort with a career-high 11 points with starters Jared Jensen and Rafael Araujo both in foul trouble and ineffective ... In the first two games, Howard set or equaled career bests in seven different categories (points, field goals, field goals attempted, free throws, free throws attempted, assists and blocked shots) ... He has played double-digit minutes only once in the last four games ... He went 2-4 vs. Rice, including a dunk, to score 4 points in his 10 minutes ... played two minutes at ASU with 2 rebounds, one on the offensive glass.



**Dan Howard – 2002-03 Game-by-Game**

Opponent	Date	GS	Min	TOTAL			3-PTS			REBOUNDS			Avg	PF	FO	A	TO	Blk	Stl	Pts	Avg			
				FG	FGA	Pct	3FG	3FGA	Pct	FT	FTA	Pct										Off	Def	Tot
vs Toledo	11/22/02	21	4	6	.667	0	0	.000	3	5	.600	0	2	2	2.0	3	0	0	2	0	1	11	11.0	
vs Kansas State	11/23/02	17	0	3	.000	0	0	.000	0	0	.000	1	1	2	2.0	4	0	1	1	3	0	0	5.5	
vs St. Bonaventure	11/25/02	1	0	0	.000	0	0	.000	0	0	.000	0	0	0	1.3	1	0	0	1	0	0	0	3.7	
RICE	11/30/02	10	2	4	.500	0	0	.000	0	0	.000	0	0	0	1.0	1	0	0	1	1	0	4	3.8	
at Arizona State	12-04-02	2	0	0	.000	0	0	.000	0	0	.000	1	1	2	1.2	1	0	0	0	0	0	0	3.0	
at Creighton	12-07-02	6	0	1	.000	0	0	.000	0	0	.000	0	0	0	1.0	1	0	1	0	1	0	0	2.5	
<b>Totals</b>		<b>0</b>	<b>57</b>	<b>6</b>	<b>14</b>	<b>.429</b>	<b>0</b>	<b>0</b>	<b>.000</b>	<b>3</b>	<b>5</b>	<b>.600</b>	<b>2</b>	<b>4</b>	<b>6</b>	<b>1.0</b>	<b>11</b>	<b>0</b>	<b>2</b>	<b>5</b>	<b>5</b>	<b>1</b>	<b>15</b>	<b>2.5</b>

Games played: 6  
 Points/game: 2.5  
 FG Pct: 42.9  
 FT Pct: 60.0  
 Rebounds/game: 1.0  
 Assists/game: 0.3  
 Turnovers/game: 0.8  
 Assist/turnover ratio: 0.4  
 Steals/game: 0.2  
 Blocks/game: 0.8

**CAREER HIGHS:**

POINTS: 11 vs. Toledo  
 FG: 4 vs. Toledo  
 FGA: 6 vs. Toledo  
 FG%: 1.000 (3-3) v. UCR (99-00), at SDSU  
 3FG MADE: --  
 3FG ATT: --  
 3FG%: ---  
 FT MADE: 3 vs. Toledo  
 FT ATT: 5 vs. Toledo  
 FT %: 1.000 (2-2) (three times)  
 REB: 7 at SDSU (2002)  
 ASSISTS: 1 at CSU (2002), vs. Kansas State  
 STEALS: 1 (five times)  
 BLOCKS: 3 vs. Kansas State  
 MINUTES: 22 at CSU, vUCI (2002)



**MARK ROBERTS / 6-3 • 205 • sophomore • guard**

**CAPSULE:** Returns from a two-year mission in Argentina ... He could redshirt while getting back in playing condition after missionary service ... He is an athletic player who has one of the best vertical leaps on the team ... He excited fans as a freshman with his slashing dunks ... He is a good defender on the perimeter ... He played in 21 games as a freshman with one start, while playing a limited 4.3 minutes per game ... He was Utah 4A Player of the Year out of Provo's Timpview High School.

2002-03: He had his knee scoped in October ... At this point, Roberts is most likely to redshirt this season.



**CAREERHIGHS:**

POINTS: 6 at CSU (2-24-00)  
 FG MADE: 2 (twice) last vs. So. Illinois (3-20-00)  
 FG ATT: 3 vs. UNLV (3-11-00)  
 FG%: 1.000 (2-2) twice – last vs. So. Illinois (3-20-00)  
 3FG MADE: --  
 3FG ATT: 1 (twice) last at UNLV (3-11-00)  
 3FG%: --  
 FT MADE: 3 vs. Bowling Green (3-15-00)  
 FT ATT: 4 (twice) last vs. Bowling Green (3-15-00)  
 FT %: .750 (3-4) vs. Bowling Green (3-15-00)  
 REB: 2 vs. CSU (1-22-00)  
 ASSISTS: 2 at Wyoming (2-26-00)  
 STEALS: 1 (twice) last vs. So. Illinois (3-20-00)  
 BLOCKS: 1 vs. South Carolina St (12-18-99)  
 MINUTES: 11 at UNLV (3-11-00)

**AUSTIN AINGE / 6-1 • 175 • freshman • point guard**

**CAPSULE:** Ainge returned from a two-year mission for the Church of Jesus Christ of Latter-day Saints in August .... A smart player and good leader, he is an outstanding three-point shooter with a crafty Jeff Hornacek-like runner in the lane ... He is a point guard who has a total understanding of the game and the unique ability to distribute the ball to teammates when they are ready to score ... He is the son of former BYU and NBA great and former Phoenix Suns coach Danny Ainge ... he prepped at Highland High Schol in Gilbert, Ariz., prior to serving his mission.


2002-03: Ainge will redshirt this year ... He broke his thumb the day before the team departed for the Paradise Jam ... He had surgery in Phoenix and will be out another four to six weeks.



**JERMAINE ODJEGBA / 6-6 • 210 • junior • guard/forward**

**CAPSULE:** Jermaine Odjegba is a true freshman who prepped at Palm Beach Gardens High School in 2001-02 ... A 6-foot-5 shooting guard, he averaged 18 points, 8 rebounds and 5 assists while earning first-team all-conference and honorable mention all-state honors.

2002-03: Odjegba will redshirt this year.





Steve Cleveland enters his sixth year at the helm of the Cougars. In his five seasons at BYU, Cleveland has proven to be a first-rate recruiter, an excellent coach and player developer, and above all, a winner.

Last year Cleveland guiding BYU to its third postseason tournament appearance in the last three years, advancing to the second round of the NIT before losing at eventual champion Memphis. In 2001, Cleveland guided BYU to its first NCAA tournament bid since 1995, its first conference regular season title since 1993 and its first conference tournament championship since 1992. While rebuilding a program that finished 1-25 before his arrival, he has posted records of 9-21, 12-16, 22-11, 24-9 and 18-12. Last year's team earned a victory over No. 13 Stanford and advanced to the NIT despite having lost four starters, six of its top seven players and 75 percent of its point production from the year before.

The 1999-2000 and 2000-2001 seasons both rank among of the school's best years ever in terms of wins. In fact, since BYU's first season in 1903, only five BYU teams have ever recorded more wins than the 24-9 team in 2000-01 and only seven have improved upon the 22-11 record in 1999-2000.

Cleveland has brought the magic of the Marriott Center back in Provo. The Cougars enter the 2002-03 season with the nation's longest home victory streak at 36 games, including back-to-back unbeaten seasons of 15-0 and 16-0. Cleveland's teams have traditionally been prepared to play their best at the end of the season. Last year BYU earned its third straight postseason tournament bid, winning in the first round of the NIT before losing at eventual NIT champion Memphis. In 2000-01, BYU won five straight games on the road to secure a share of the MWC regular season title and earn the automatic NCAA bid by claiming the MWC Tournament in Las Vegas. The Cougars won six of their last eight games the prior season, including two MWC tournament wins and two NIT victories. In Cleveland's

first year, BYU completed a rare sweep of New Mexico and UTEP on the road to earn a WAC tournament berth. The road sweep of New Mexico and UTEP was the first for BYU since 1990-91 and the 83-62 upset of No.15-ranked New Mexico in the Pit ended the Lobos' 41-

game home winning streak. In Cleveland's second season the Cougars had a blowout win over UTEP before a 90-74 conference tournament upset victory over TCU to achieve BYU's first conference tournament win since 1994.

Cleveland's teams have advanced to the finals of the MWC tournament in two of the three seasons the event has been played, winning the title in 2001.

As a recruiter, Cleveland has made a similar impact on BYU's program. Cleveland's recruits have proven they are not only committed to Cleveland's vision but also are the kind of players to help make that vision a reality in Provo. Cleveland and his staff have been able to attract top talent from Utah and beyond.

Cleveland has a string of top conference newcomers. Six players have earned conference newcomer honors in Cleveland's five years as the Cougar coach, including four who have been singled out as either the conference newcomer or freshman of the year.

- Jared Jensen (2001-2002 MWC Co-Freshman of the Year)
- Trent Whiting (2000-2001 MWC Newcomer Team, 2nd Team All-MWC)
- Terrell Lyday (1999-2000 MWC Newcomer of the Year, All-Tournament Team)
- Mark Bigelow (1998-99 WAC Freshman of the Year, Newcomer Team, 2nd Team All-WAC)
- Mekeli Wesley (1997-98 WAC Newcomer Team)
- Ron Selleaze (1997-98 WAC Newcomer of the Year, Newcomer Team, 2nd Team All-WAC)


In October 2001, Cleveland signed a multi-year contract extension with BYU. Before taking the helm with the Cougars on March 11, 1997, Cleveland compiled a 157-77 record at Fresno City College in Fresno, Calif. Cleveland was named coach of the year two times while at FCC and led the Rams to post-season playoffs in each of his seven seasons in Fresno. Cleveland coached 10 years at Fresno's Clovis West High School, compiling a 180-70 record.

**PLAYING CAREER**

Cleveland played college basketball at UC Irvine and was the Anteaters' MVP and leading scorer his senior season in 1975-76. Prior to attending UC Irvine, Cleveland was Fresno City College's Most Outstanding Player in 1973-74. Cleveland received a B.A. degree in social science from UC Irvine in 1976, and received a Master's in education administration from Fresno Pacific in 1979.

**PERSONAL**

Cleveland, 50, was born in the Los Angeles area and spent most of his life in Fresno, Calif. He served a full-time mission for the Church of Jesus Christ of Latter-day Saints to England from 1971-73. Cleveland was the first head basketball or football coach at BYU to have served a church mission. Cleveland and his wife Kip have three children: sons Casey (24) and Skyler (21) and daughter Katie (12).



**CLEVELAND'S BYU LEDGER**

**BRIGHAM YOUNG UNIVERSITY**

Year	W	L	Pct.	Conf.	Conf. Tourney	NCAA/NIT
2002-2003	5	1	.833	-	-	-
2001-2002	18	12	.600	7-7 (T-4th MWC)	0-1	1-1 NIT
2000-2001	24	9	.727	10-4 (T-1st)	3-0	0-1 NCAA
1999-2000	22	11	.667	7-7 (sixth MWC)	2-1	2-1 NIT
1998-1999	12	16	.429	6-8 (fifth WAC)	1-1	
1997-1998	9	21	.300	4-10 (sixth WAC)	0-1	
<b>Totals</b>	<b>90</b>	<b>70</b>	<b>.563</b>	<b>34-36 (.486)</b>	<b>6-4 (.600)</b>	<b>3-3 (.500)</b>





Individual Game Box Scores

2002-03 BYU Men's Basketball

BYU vs. Toledo @ Paradise Jam – Game #1

11/22/02 8:55 p.m. AST at St. Thomas, U.S. Virgin Islands  
VISITORS: Toledo 0-1

#	Player	tot-fg		3-pt		rebounds					pf	tp	a	to	blk	s	min
		fg	fga	fg	fga	ft	fta	of	de	tot							
04	KIRSH, Milo	f	2	8	0	4	8	3	2	2	8	0	1	3	1	25	
44	THOMAS, Ricardo	f	0	3	0	0	3	4	1	3	4	2	3	3	2	0	22
12	MOORE, Nick	g	4	9	2	5	0	0	2	2	5	10	1	3	0	27	
24	VILLEGAS, Sammy	g	5	10	3	8	0	0	1	1	2	13	1	3	0	25	
4	TRIPLETT, Keith	g	4	11	0	2	5	6	2	3	5	1	3	0	3	1	35
13	WEST, J.T.	g	0	0	0	0	0	0	0	2	2	0	0	1	0	11	
15	PINSON, Allen	g	0	3	0	0	0	1	0	1	0	0	0	0	0	1	3
23	SHELTON, Chauncey	g	0	0	0	0	2	2	1	0	1	2	0	0	0	0	5
31	CLEMENT, Jim	g	0	0	0	2	0	0	1	2	2	0	2	0	0	15	
32	CURRIE, Anton	g	1	2	0	1	0	1	0	3	3	2	0	3	1	12	
35	MILSON, Kareem	g	0	0	0	0	0	0	0	0	0	1	0	0	0	8	
43	SHELLABARGER, A.J.	g	2	3	0	0	1	2	0	1	3	5	0	0	1	12	
TEAM			2	2			2			2		1					
Totals			18	52	5	19	15	23	11	18	29	23	56	7	17	6	200

HOME TEAM: BYU 1-0

#	Player	tot-fg		3-pt		rebounds					pf	tp	a	to	blk	s	min
		fg	fga	fg	fga	ft	fta	of	de	tot							
03	BIGELOW, Mark	f	2	6	1	1	7	10	5	5	2	12	3	3	0	0	33
52	JENSEN, Jared	f	1	3	0	0	0	0	0	1	1	5	2	0	1	0	8
55	ARAUJO, Rafael	c	0	5	0	0	1	2	2	3	5	1	4	0	1	0	10
02	HANSEN, Travis	g	7	12	2	3	6	6	4	4	8	3	22	5	0	0	32
24	WOODBERRY, Keving	g	2	7	1	4	0	0	1	2	3	1	5	1	2	0	29
04	LEMES, Luiz	g	0	0	0	0	0	0	0	0	1	0	0	0	0	0	6
10	NASHIF, Terry	g	1	2	1	0	0	1	2	3	3	1	0	2	11		
14	BOWER, Ricky	g	2	3	2	2	4	1	2	3	2	10	2	0	0	23	
15	ALLEN, John	g	2	4	1	2	0	0	1	4	5	1	0	0	0	23	
32	JEPSEN, Bart	g	0	1	0	0	0	0	0	0	0	0	0	0	0	4	
40	HOWARD, Dan	g	4	6	0	0	3	5	0	2	2	3	11	0	2	0	21
TEAM			1	2			1			2		1					
Totals			21	49	8	13	21	27	10	25	35	71	12	17	1	6	200

TOTALFG% 1st Half: 11-26 42.3% 2nd Half: 10-23 43.5% Game: 42.9% DEADBALL  
3-Pt. FG% 1st Half: 4-7 57.1% 2nd Half: 4-6 66.7% Game: 61.5% REBOUNDS  
F Throw % 1st Half: 10-12 83.3% 2nd Half: 11-15 73.3% Game: 77.8% 3.3

Officials: (R) Karl Hess, (U) Tony Greene, Pat Adams  
Technical fouls: Toledo-None, BYU-None  
Attendance: 2153  
Score by Periods 1st 2nd Total  
BYU 36 35 71

2002 Paradise Jam Basketball Tournament, presented by Basketball Travelers.  
Points in the paint-TOL22,BY20. Points off turnovers-TOL10,BY17.  
2nd chance points-TOL7,BY13. Fast break points-TOL6,BY2.  
Bench points-TOL9,BY29. Score tied-1 time. Lead changes-5 times.

BYU vs. Kansas St. @ Paradise Jam – Game #2

11/23/02 6:15 p.m. AST at St. Thomas, U.S. Virgin Islands  
VISITORS: BYU 2-0

#	Player	tot-fg		3-pt		rebounds					pf	tp	a	to	blk	s	min
		fg	fga	fg	fga	ft	fta	of	de	tot							
02	HANSEN Travis	f	2	4	0	5	8	1	2	2	19	2	1	0	0	28	
52	JENSEN, Jared	f	2	4	0	0	6	8	1	5	4	10	0	0	0	20	
55	ARAUJO, Rafael	c	4	5	0	1	2	4	4	5	9	0	3	0	1	18	
03	BIGELOW, Mark	g	6	12	3	3	4	0	3	3	18	4	2	1	3	35	
24	WOODBERRY, Keving	g	0	3	0	3	2	4	0	0	0	3	2	3	0	25	
04	LEMES, Luiz	g	0	0	0	0	0	0	0	1	0	0	1	0	0	3	
05	SHOFF, Jake	g	0	2	0	0	0	0	2	2	4	1	0	0	0	13	
10	NASHIF, Terry	g	1	2	1	2	0	0	0	0	3	0	0	0	0	12	
14	BOWER, Ricky	g	0	0	0	0	7	8	0	4	1	7	2	0	1	19	
15	ALLEN, John	g	2	2	1	1	0	0	1	1	3	5	0	0	0	7	
32	JEPSEN, Bart	g	0	0	0	0	0	0	0	0	1	0	0	1	0	3	
40	HOWARD, Dan	g	0	3	0	0	0	0	1	1	2	4	0	1	1	17	
TEAM			3	6			1			3		6					
Totals			21	44	7	13	24	34	7	25	32	26	73	13	13	5	200

#	Player	tot-fg		3-pt		rebounds					pf	tp	a	to	blk	s	min
		fg	fga	fg	fga	ft	fta	of	de	tot							
34	DeFUSO, Gilson	f	1	1	1	0	0	0	2	2	3	3	0	0	0	0	20
34	SIEBRANDT, Matt	f	0	3	0	0	0	2	2	3	3	0	2	2	0	1	26
44	PASCO, Pervis	f	1	9	0	0	3	6	1	2	3	3	5	4	2	2	28
22	RICHARDS, Frank	g	5	9	0	1	3	4	0	2	2	13	1	2	0	0	32
30	HART, Jarrett	g	2	5	0	1	2	5	0	1	1	5	6	4	1	1	31
01	THOMAS, Schyler	g	0	0	0	0	0	0	0	0	0	0	0	0	0	2	
03	BUCHANAN, Quentin	g	0	0	0	0	0	0	0	0	0	0	0	0	0	0	
11	ELLIS, Tim	g	0	1	1	3	4	1	2	3	5	14	1	0	0	1	22
23	HAYDEN, Marques	g	6	7	0	0	8	10	3	5	8	2	2	0	0	22	
40	CANBY, Travis	g	0	0	0	0	0	0	0	0	0	0	0	0	0	4	
42	SPURLOCK, Janerio	g	1	8	1	4	0	0	1	2	3	0	3	0	0	1	13
TEAM			2	2			2			2		2					
Totals			21	52	3	8	19	31	8	21	29	64	9	10	4	6	200

TOTALFG% 1st Half: 12-21 57.1% 2nd Half: 9-31 29.0% Game: 40.4% DEADBALL  
3-Pt. FG% 1st Half: 3-4 75.0% 2nd Half: 0-4 0.0% Game: 57.5% REBOUNDS  
F Throw % 1st Half: 9-13 69.2% 2nd Half: 0-15 0.0% Game: 61.3% 8.1

Officials: (R) Mike Wood (U) Manny Upton, Keith Maxwell  
Technical fouls: BYU-HANSEN, Travis, Kansas State-None.  
Attendance: 13323  
Score by Periods 1st 2nd Total  
BYU 31 42 73  
Kansas State 36 28 64

2002 Paradise Jam Basketball Tournament, Presented by Basketball Travelers  
BYU-#2 Travis Hansen ejected at 8:48 in the second half.

Points in the paint-BYU16,KANS10. Points off turnovers-BYU9,KANS15.  
2nd chance points-BYU3,KANS19. Fast break points-BYU9,KANS19.  
Bench points-BYU15,KANS17. Score tied-7 times. Lead changes-4 times.

BYU vs. St. Bonaventure @ Paradise Jam – Game #3

11/25/02 8:15 p.m. AST at St. Thomas, U.S. Virgin Islands  
VISITORS: St. Bonaventure 2-1

#	Player	tot-fg		3-pt		rebounds					pf	tp	a	to	blk	s	min
		fg	fga	fg	fga	ft	fta	of	de	tot							
03	GANSEY, Mike	f	3	8	1	3	3	2	4	6	1	10	3	1	0	1	29
10	CHEEKS, Robert	f	1	3	0	0	2	2	2	4	6	2	4	0	3	0	24
30	TERRELL, Jamil	c	0	3	0	0	2	2	3	3	6	3	2	0	2	1	26
04	GREEN, Marques	g	5	15	2	6	7	9	0	1	1	3	19	2	3	0	31
20	PRATO, Patricio	g	2	8	1	2	0	0	1	2	5	0	1	0	2	14	
01	SMITH, Ahmad	f	1	7	0	2	0	0	2	2	4	0	2	1	2	0	19
05	SHEPHERD, Joe	g	3	8	2	4	1	3	1	2	2	9	1	0	0	1	22
11	DUMBILIAUSKAS, S.	g	5	8	0	0	0	1	1	2	2	4	0	0	0	0	14
24	METHOT-LOTTIN, P.	g	0	5	0	0	0	0	1	0	1	2	0	0	0	2	
55	BROWN, Calvin	f	1	2	0	0	0	0	3	2	4	4	2	0	0	0	12
TEAM			1	2			1			2		1					
Totals			18	64	6	17	15	22	16	20	36	24	57	7	11	2	200

HOME TEAM: BYU 3-0

#	Player	tot-fg		3-pt		rebounds					pf	tp	a	to	blk	s	min
		fg	fga	fg	fga	ft	fta	of	de	tot							
02	HANSEN, Travis	f	2	7	0	2	8	10	6	12	1	12	18	1	1	35	
14	BOWER, Ricky	f	1	2	1	1	2	0	5	5	2	4	1	0	0	31	
24	WOODBERRY, Keving	g	3	13	1	7	1	2	0	1	1	2	8	2	3	1	29
55	ARAUJO, Rafael	c	3	5	0	0	1	1	3	7	10	4	7	1	0	2	18
03	BIGELOW, Mark	g	4	7	1	3	2	2	2	2	2	4	11	2	1	1	24
04	LEMES, Luiz	g	0	0	0												

**2002-03 BYU MEN'S BASKETBALL**  
**BYU Cougars Combined Team Statistics (as of Dec 08, 2002)**  
**All games**

<b>RECORD:</b>	<b>OVERALL</b>	<b>HOME</b>	<b>AWAY</b>	<b>NEUTRAL</b>
<b>ALL GAMES</b> .....	<b>(5-1)</b>	<b>(1-0)</b>	<b>(1-1)</b>	<b>(3-0)</b>
<b>CONFERENCE</b> .....	<b>(0-0)</b>	<b>(0-0)</b>	<b>(0-0)</b>	<b>(0-0)</b>
<b>NON-CONFERENCE</b> .....	<b>(5-1)</b>	<b>(1-0)</b>	<b>(1-1)</b>	<b>(3-0)</b>

##	Player	GP-GS	Min--Avg	---TOTAL---		---3-PTS---		FT-FTA	Pct	---REBOUNDS---				PF	FO	A	TO	Blk	Stl	Pts	Avg	
				FG-FGA	Pct	3FG-FGA	Pct			Off	Def	Tot	Avg									
02	HANSEN, Travis.....	6-6	173 28.8	30-54	.556	5-10	.500	31-38	.816	13	16	29	4.8	16	1	17	21	2	3	96	16.0	
03	BIGELOW, Mark.....	6-6	182 30.3	28-57	.491	11-21	.524	20-26	.769	2	17	19	3.2	13	0	14	13	4	7	87	14.5	
52	JENSEN, Jared.....	6-5	124 20.7	22-34	.647	0-0	.000	22-27	.815	4	22	26	4.3	17	1	1	7	2	2	66	11.0	
55	ARAUJO, Rafael.....	6-6	126 21.0	14-29	.483	0-1	.000	10-13	.769	11	39	50	8.3	26	2	8	18	7	6	38	6.3	
14	BOWER, Ricky.....	6-1	135 22.5	9-18	.500	4-8	.500	13-15	.867	1	12	13	2.2	12	0	10	9	0	5	35	5.8	
24	WOODBERRY, Kevin...	6-6	148 24.7	10-37	.270	5-21	.238	6-13	.462	1	9	10	1.7	10	0	10	18	3	9	31	5.2	
15	ALLEN, John.....	6-0	88 14.7	8-16	.500	4-6	.667	5-5	1.000	2	11	13	2.2	17	0	3	3	0	0	25	4.2	
10	NASHIF, Terry.....	6-0	83 13.8	5-16	.313	2-7	.286	6-6	1.000	1	12	13	2.2	9	0	8	5	0	7	18	3.0	
40	HOWARD, Dan.....	6-0	57 9.5	6-14	.429	0-0	.000	3-5	.600	2	4	6	1.0	11	0	2	5	5	1	15	2.5	
32	WEPSEN, Bart.....	5-0	24 4.8	4-7	.571	1-1	1.000	0-0	.000	1	2	3	0.6	2	0	0	2	0	1	9	1.8	
04	LEMES, Luiz.....	6-0	42 7.0	4-5	.800	2-3	.667	0-2	.000	0	5	5	0.8	1	0	4	3	0	1	10	1.7	
05	SHOFF, Jake.....	4-0	18 4.5	1-4	.250	0-0	.000	1-2	.500	4	3	7	1.8	1	0	1	0	0	0	3	0.8	
TEAM.....											11	14	25	4.2	1			2				
Total.....		6	1200	141-291	.485	34-78	.436	117-152	.770	53	166	219	36.5	136	4	78	106	23	42	433	72.2	
Opponents.....		6	1200	128-349	.367	28-99	.283	83-131	.634	77	116	193	32.2	124	-	57	88	22	41	367	61.2	

TEAM STATISTICS	BY	OPP	DATE	OPPONENT	W/L	SCORE	ATTEND
SCORING.....	433	367	11/22/02	vs Toledo	W	71-56	2153
Points per game.....	72.2	61.2	11/23/02	vs Kansas State	W	73-64	-
Scoring margin.....	+11.0	-	11/25/02	vs St. Bonaventure	W	66-57	2473
FIELD GOALS-ATT.....	141-291	128-349	11/30/02	RICE	W	95-56	13323
Field goal pct.....	.485	.367	12-04-02	at Arizona State	W	64-60	7105
3 POINT FG-ATT.....	34-78	28-99	12-07-02	at Creighton	L	64-74	8529
3-point FG pct.....	.436	.283					
3-pt FG made per game..	5.7	4.7					
FREE THROWS-ATT.....	117-152	83-131					
Free throw pct.....	.770	.634					
REBOUNDS.....	219	193					
Rebounds per game.....	36.5	32.2					
Rebounding margin.....	+4.3	-					
ASSISTS.....	78	57					
Assists per game.....	13.0	9.5					
TURNOVERS.....	106	88					
Turnovers per game.....	17.7	14.7					
Turnover margin.....	-3.0	-					
Assist/turnover ratio..	0.7	0.6					
STEALS.....	42	41					
Steals per game.....	7.0	6.8					
BLOCKS.....	23	22					
Blocks per game.....	3.8	3.7					
WINNING STREAK.....	0	-					
Home win streak.....	1	-					
ATTENDANCE.....	13323	20260					
Home games-Avg/Game...	1-13323	2-7817					
Neutral site-Avg/Game..	-	3-1542					

SCORE BY PERIODS:	1st	2nd	Total
BYU Cougars.....	218	215	- 433
Opponents.....	189	178	- 367