



# BYU Men's Basketball

## Game Notes – BYU vs. Stanford

2000-01 Mountain West Conference Tournament Champion • 2000-01 MWC Regular Season Co-Champion

25 Conference Championships • 19 NCAA Appearances • 8 NIT Appearances • 2 NIT Titles • 1 Eastman/Wooden Award Winner

### BYU Faces No. 13 Stanford Saturday in Las Vegas Showdown

With a four-game winning streak, BYU (6-2) plays the first of its two regular season ESPN games this season when it faces No. 13 Stanford (4-1 entering the week) of the Pac-10 Saturday in the Las Vegas Showdown at the Thomas & Mack Center. The game starts at 9 p.m. PT/ 10 MT. Fellow Mountain West school UNLV (4-3) hosts Texas (5-3) of the Big 12 in the first game on espn2 at 6:30 p.m. PT/ 7:30 MT. After a two-week layoff prior its win Saturday over Long Beach State, Stanford also plays Tuesday and Wednesday at home this week before facing BYU Saturday in Las Vegas. The Cougars are 5-0 at home but have lost their last two road games. BYU is 1-2 away from home this season. This will be BYU's first neutral court contest of the season.

### GAME FACTS (BYU Game 9)

### LAS VEGAS SHOWDOWN (game two)

Saturday, Dec. 22, 2001

### BYU (6-2) vs. No. 13 Stanford (4-1)\*\*

Thomas & Mack Center (18,500) • Las Vegas, Nev. • 9 p.m. PT [10 p.m. MT]

\*\*not including games Stanford will play Tuesday and Wednesday

Coaches: **BYU**, Steve Cleveland (73-59 in fifth year; same overall)  
**SU**, Mike Montgomery (323-147 in 16th year; 477-223 in 24th year overall)

Series: **BYU** leads, 3-1

TV: **ESPN**  
 Air Time: 9 p.m. PT [10 p.m. MT]  
 Play-by-Play: Bob Carpenter  
 Game Analyst: Larry Conley

Radio: **KSL Newsradio 1160 AM (Cougar Sports Network)**  
 Pregame Air Time - 8 p.m. PT [9 p.m. MT]  
 Play-by-Play: Greg Wrubell  
 Game Analyst: Mark Durrant

Web: Audio available at [www.KSL.com](http://www.KSL.com)

#### BYU's Probable Starters:

Pos.	#	Name	Ht.	Wt.	Yr.	PPG	RPG
F	3	Mark Bigelow	6-7	190	So.	17.5	3.0
F	25	Eric Nielsen	6-9	215	Sr.	91	5.3
C	52	Jared Jensen	6-9	245	Fr.	7.9	3.0
G	2	Travis Hansen	6-6	210	Jr.	16.3	7.5
G	31	Matt Montague	6-0	190	Sr.	5.8	7.6 apg

#### BYU Reserves:

Pos.	#	Name	Ht.	Wt.	Yr.	PPG	RPG
G	20	Daniel Bobik	6-6	205	So.	9.5	3.6
G	22	Jimmy Balderson	6-6	200	Fr.	5.3	2.5
F	32	Bart Jepsen	6-9	235	So.	1.3	2.8
C	40	Dan Howard	7-0	225	So.	0.7	1.7
G	12	Shawn Oponui	5-11	175	Fr.	1.5	2.8 apg
G	10	Terry Nashif	5-10	165	Fr.	0.5	1.0 apg
C	42	Jon Carlisle	6-10	260	So.	2.0	2.0
F	4	Jesse Pinegar	6-9	225	Fr.	0.0	1.0

### 2001-02 Schedule/Results

Overall: 6-2 H: 5-0 A: 1-2 N: 0-0

MWC: 0-0 H: 0-0 A: 0-0

Date	Opponent (TV)	Time	
Nov. 6	EA Sports All-Stars (exhibition)	81-84	L
Nov. 10	London Leopards (exhibition)	90-70	W
Nov. 17	at Univ. of San Diego	70-59	W
Nov. 24	Arizona State (SWP/Fox Sports Ariz.)	82-70	W
Nov. 28	at UC Santa Barbara	58-68	L
Dec. 1	at Utah State (SWP)	81-90	L
Dec. 5	Weber State	65-47	W
Dec. 8	Creighton (SWP)	61-52	W
Dec. 12	Fort Lewis	101-53	W
Dec. 15	University of Idaho	70-48	W
Dec. 22	v. Stanford in Las Vegas (ESPN)	9 p.m.	
Dec. 27	Cal State Northridge	7 p.m.	
Dec. 29	Southern Utah	4 p.m.	
Jan. 2	Univ. of San Francisco	7 p.m.	
Jan. 5	at Pepperdine (SWP)	5 p.m.	
Jan. 12*	San Diego State (SWP)	4 p.m.	
Jan. 15*	UNLV (SWP)	7 p.m.	
Jan. 19*	at New Mexico (ESPN+Plus)	1 p.m.	
Jan. 21*	at Air Force( SWP)	2 p.m.	
Jan. 28*	at Utah (ESPN)	10 p.m.	
Feb. 2*	Wyoming (ESPN+Plus)	1 p.m.	
Feb. 4*	Colorado State (SWP)	8:30 p.m.	
Feb. 9*	at UNLV	7:30 p.m.	
Feb. 11*	at San Diego State (SWP)	7:30 p.m.	
Feb. 16*	New Mexico (ESPN+Plus)	1 p.m.	
Feb. 18*	Air Force (SWP)	8:30 p.m.	
Feb. 23*	Utah (ESPN+Plus)	1 p.m.	
Feb. 28*	at Wyoming (SWP)	9 p.m.	
Mar. 2*	at Colorado State (SWP)	7 p.m.	
Mar. 7-9	at MWC Tournament in Las Vegas		

\*Mountain West Conference game  
 All dates subject to changes  
 All times local to site

**Stanford Quick Facts:****General Info**

Location: Stanford, Calif.  
 Founded: 1891  
 Enrollment: 6,556  
 Nickname: Cardinal  
 Colors: Cardinal and White  
 Home Arena: Maples Pavilion (7,391)  
 Conference: Pacific-10  
 Athletic Director: Dr. Ted Leland

**Basketball Info**

Head Coach: Mike Montgomery  
 Alma Mater: Long Beach State (1968)  
 Best time to call: Mid-mornings  
 Office Phone: (650) 723-0562  
 Overall Record (Years): 477-223 (24th)  
 Record at School (Years): 323-147 (16th)  
 Assistant Coaches: Tony Fuller, Eric Reveno,  
 Russell Turner

**2000-2001**

Overall Record: 31-3  
 Conf. Record/Finish: 16-2/1st  
 Final Ranking/Post Season Finish: 2nd in AP,  
 5th in USA Today/ESPN/NCAA, Elite Eight

**2001-2002**

Letterman Returning/Lost: 8/4  
 Starters Returning/Lost: 1/4

**Key Returning Starters (last year's stats)**

Casey Jacobson, 6-6, 210, Jr., G (18.1 ppg, 4.0 rpg)

**Media Relations**

Basketball Contact: Bob Vazquez  
 Office: (650) 723-4418  
 Home: (510) 791-0441  
 Email: bobbyv@leland.stanford.edu  
 Fax: (650) 725-2957  
 Press Row: (650) 723-4418

**Athletics Web Site**

www.gostanford.com

**Scouting Stanford**

No. 13 Stanford is 4-1 entering the week with wins at New Mexico (81-66), at home vs. Southern Utah (81-63) and Long Beach State (94-77) and on a neutral floor vs Purdue (78-62). Stanford's loss was on a neutral floor vs. Texas (83-75). Stanford plays Belmont Tuesday and then either Portland State or Santa Clara Wednesday. Stanford has won three straight Pac-10 titles and earned an NCAA tournament berth the past seven straight seasons. Coach Mike Montgomery, who has coached the Cardinal to seven straight 20-win seasons. Stanford hosts the Deutsche Banc Alex Brown Stanford Invitational Tuesday and Wednesday before traveling to Las Vegas to meet BYU in the Showdown Saturday. Stanford is coming off one of its best years in school history (31-3, Elite Eight). All-American guard Casey Jacobsen is the lone starter returning from last year's 31-3 team, but with Jacobsen leading the way, the Cardinal is prime for another run at a fourth straight Pacific-10 title. Jacobsen, who is already considered one of the great players in school history, was named to several All-America preseason first teams, and is a leading candidate for National Player of the Year. Jacobsen averaged 18.1 ppg, shot 51 percent from the floor, and 47 percent from three-point territory last season. Jacobsen's name appears in the Stanford record book 39 times. He is scoring 19.6 ppg this year. While the team lost four starters from last year, the eight lettermen returning did get a lot of minutes last year when the Cardinal had a Pac-10-leading 17.7-point average margin of victory. Like BYU, this year's Stanford team is young with only two seniors (Tony Giovacchini and Kyle Logan). Nine of the 14 players on the Stanford roster are either freshmen or sophomores. After Jacobsen at 19.6 ppg, center Curtis Borchardt scores 15.6 ppg and Josh Childress 13.2 ppg. Borchardt is a strong presence inside standing 7-foot tall and averaging an amazing 13.4 rebounds per game. Mike Montgomery is in his 16th season at Stanford with a record of 323-147. In 15 previous seasons at Stanford, Montgomery has directed the Cardinal to 13 post-season appearances (9 NCAA, 4 NIT). Montgomery was just named an assistant coach of USA Basketball's 2002 World Championship Team that will compete in the 2002 FIBA World Basketball Championship for Men (Aug. 29-Sept. 8, 2002) in Indianapolis.

**Stanford's Probable Starters**

F - Justin Davis, 6-8, 230, Sophomore, Berkeley, Ca (5.8 ppg, 3.6 rpg)  
 F - Josh Childress, 6-8, 190, Freshman, Lakewood, Ca (13.2 ppg, 4.4 rpg)  
 C - Curtis Borchardt, 7-0, 240, Junior, Redmond, Wa (15.6 ppg, 13.4 rpg)  
 G - Casey Jacobsen, 6-6, 210, Junior, Glendora, Ca (19.6 ppg, 5.0 rpg)  
 G - Tony Giovacchini, 6-2, 180, Senior, Salt Lake City, Ut (5.0 ppg, 2.6 rpg)

**Series Notes**

BYU has not played Stanford since the 1970 season. The two teams played on back-to-back nights at Stanford in January 1969 and repeated the process in December 1970 in Provo at the Smith Fieldhouse. BYU leads the series 3-1, winning the first game at Stanford and both games in Provo.

Overall Series Record: BYU leads 3-1  
 BYU Record in Provo: 2-0  
 BYU Record at Stanford: 1-1  
 BYU Record at Neutral Sites: 0-0  
 BYU Record under Steve Cleveland: 0-0  
 Longest BYU Win Streak: 2 (1970)  
 Longest Stanford Win Streak: 1  
 Largest BYU Margin of Victory: 21, 85-64 in 1970  
 Largest Stanford Margin of Victory: 16, 78-94 in 1969  
 Most Points Scored by BYU: 95 in 1969  
 Most Points Scored by Stanford: 94 in 1969

1-3-69	at Stanford	95-89	W
1-4-69	at Stanford	78-94	L
12-4-70	Stanford	70-62	W
12-5-70	Stanford	85-64	W

**National Ranking**

With its No. 13 ranking (AP and ESPN/USA Today), Stanford is the highest-ranked team BYU has faced since playing No. 13 USC at the Yahoo Sports Invitational in Laie, Hawaii, one year ago on Dec. 23, 2000. BYU led by 18 at the half, 41-23, and held the lead for 37 minutes but USC's Sam Clancy and Brian Scalabrine each scored 26 points to lead a Trojan comeback win. BYU lost by three, 70-67. BYU played at No. 4 Arizona on Dec. 1, 1999 but lost 86-62. BYU took No. 11 Arizona to overtime in Provo on Nov. 24, 1998, before losing 78-74. BYU nearly won in regulation, but Arizona's Jason Terry hit a three-pointer to send the game to overtime.

**2001-02 BYUQuick Facts****General Information**

Location: Provo, Utah 84602  
 Enrollment: 30,069 (Daytime)  
 Founded: Oct. 15, 1875, by The Church of Jesus Christ of Latter-day Saints  
 Colors: Blue, White and Tan  
 Elevation: 4,553 feet  
 Nickname: Cougars  
 Mascot: Cosmo  
 Affiliation: NCAADivision I  
 Conference: Mountain West  
 President: Merrill J. Bateman (Utah, '60)  
 Athletic Director: Val Hale (BYU, '81)  
 Ticket Office Phone: (801) 378-BYU1 or 1-800-322-BYU1

**Basketball Information**

Head Coach: Steve Cleveland (UC-Irvine, '76)  
 Office Phone: (801) 378-3612  
 Best time to call: Contact SID  
 Record at BYU: 73-59, 5th year  
 Career (4-year schools): same  
 Associate Head Coach: Dave Rose (Houston, '83),  
 Asst. Coaches: Andy Toolson (BYU, 1990); John Wardenburg (BYU, 1986)  
 Director of Basketball Operations: Nate Call (BYU, '93),  
 Trainer: Steve Pincock  
 Arena: Marriott Center (22,700)  
 2000-01 Record: 24-9  
 2000-01 MWC Record: 10-4, T-1st  
 2001 MWC Tournament Champions  
 Postseason: NCAA first round  
 Final National Ranking: N/A  
 Starters Returning/Lost: 1/4  
 Letterwinners Returning/Lost: 8\*\*/9

\*includes Mark Bigelow, a starter returning from a previous season, not last year's team.

\*\*includes sophomore Jacob Chrisman, who has announced plans to redshirt the season to play baseball but could return.

**Media Relations**

Media Relations Contact: Brett Pyne  
 Office Phone: (801) 378-4912  
 Home Phone: (801) 796-6867  
 Media Relations Mailing Address:  
 30 SFH, Provo, UT, 84602-2239  
 Media Relations FAX: (801) 378-3520  
 Press Box Phone: (801) 378-3675  
 Website: www.byucougars.com

**Cougars Defeat Idaho to Win Fourth Straight, 25th in a Row at Home**

PROVO, Utah (Dec. 15, 2001) — In a game that never saw BYU trail, an aggressive Cougar defense stymied Idaho early and hot three-point shooting kept the Cougars on top in a 70-48 blowout of the Vandals. Idaho's zone defense slowed the BYU offense early but the Cougars outside shooting gave the team a 23-7 lead with seven minutes left in the first half and the team never looked back from there, finishing 11-of-21 from downtown on the night. The 52.4 percent clip from downtown is the first time BYU has shot over 50 percent from three-point range this season. "This is the first time we have seen forty minutes of zone defense this year and, as a coach, that really makes you nervous," BYU head coach Steve Cleveland said. "You just don't know how well you are going to shoot against the zone but we shot well tonight." BYU took a 32-19 lead into the locker room at and have gone to the lockers with the lead in every game this season. With his 19 points on the night, Mark Bigelow lead the Cougars in scoring for the fourth time this season. Daniel Bobik shot well from the floor, scoring a career-high 17 points on 5-of-7 shooting from three-point range. Matt Montague also had a career night for BYU, catching the spirit of giving by dishing out a career-high 15 assists against Idaho, just one assist shy of the BYU single game record set by Mark May in 1976 against Niagara College. "Overall it was a good team effort," Cleveland said. "The numbers were good and the energy was good for the most part. It was nice to see Bobik come off the bench and hit some shots and Montague's 15 assists is a pretty good number at any level of basketball." BYU's defensive pressure limited the Vandals to just 19 points in the first half and held the Idaho offense to 34 percent shooting on the night. The Cougars have held their opponent below 36 percent shooting from the field in each of the last four games. BYU continued to impress at the free throw line as well, shooting 89.5 percent on the night to mark the fifth game this season the team has eclipsed the 80 percent mark from the charity stripe. The Cougars have shot 75 percent or higher from the free-throw line in all eight games this season. The win extends the Cougars winning streak in the Marriott Center to 25 games, the fourth-longest home winning streak in the nation. The team travels to the desert for their next game against No. 12 Stanford in Las Vegas next Saturday at 10 p.m.

**Cougars Bench Plays Well in Blowout Victory over Fort Lewis**

PROVO, Utah (December 12, 2001) - In a game where every Cougar played and almost every Cougar scored, BYU overpowered Fort Lewis en route to an easy 101-53 victory at the Marriott Center. The Cougars have now won 24 straight home contests. With the game well in hand, Cougar head coach Steve Cleveland emptied his bench and the reserves took home the win for BYU. Freshman Jimmy Balderson led the Cougars with a career-high 19 points. Backup point guard Shawn Opunui played his best game as a Cougar, finishing the night with 10 assists and six points, both career highs. "It's nice to see players that practice hard every day get a chance to play in front of the fans," Cleveland said. Balderson and Opunui weren't the only BYU players to have big nights. Travis Hansen and Mark Bigelow provided their usual one-two punch, scoring 15 and 14 points respectively. Cleveland took the starters out of the game early in the second half. BYU broke the 100-point barrier for the first time since last season's game against Elon College. In that game, the Cougars beat Elon 100-63. The 48-point margin of victory the largest for BYU since Steve Cleveland took over the program. The Cougars took a few minutes to find their rhythm, but once they did, they left Fort Lewis behind. Fort Lewis scored the first four points of the game, but then BYU answered with a 13-0 run. BYU continued to pour it on and by halftime had extended the lead to 29 points. In the first half, BYU shot a blistering 62.1 percent from the floor. But the Cougars shot even better in the second half, 77.8 percent, to finish the game shooting 69.6 percent from the field. BYU's defense shut down a normally hot-shooting Fort Lewis team. For the game, the Skyhawks shot only 33.3 percent and couldn't get anything going on the offensive end. The Cougars have held their past three opponents to a combined 34.4 percent from the field. "The good thing about playing a game like this is that BYU always plays tough, no matter what the circumstances are," Fort Lewis head coach Bob Hofman said. Talented freshman Jesse Pinegar saw his first action as a Cougar, playing the final seven minutes of the game. Pinegar is coming off of shoulder surgery and is still feeling some pain, but finished the game with one rebound and one assist. "Pinegar is just getting to the point where he can practice regularly, so he is not in game shape yet," Cleveland said.

**BYU Margin of Victory/Defeat:**

	Wins	Losses
1 point .....		
2 points .....		
3 points .....		
4 points .....		
5 points .....		
6 points .....		
7 points .....		
8 points .....		
9 points .....1 .....	1	1
10 points .....	1	
11 points .....		
12 points .....1 .....	1	
13 points .....1 .....	1	
14 points .....		
15 points .....		
16-19 points .....1(18) .....	1	18
20-24 points .....1 (22) .....	1	22
25-29 points .....		
30-plus points .....1 (48) .....	1	48

**BYU's record when ...**

BYU leads at half .....	6-2
Opponent leads at half .....	0-0
Score tied at half .....	0-0
BYU leads with 5 minutes left .....	6-1
Opponent leads with 5 min. left ...	0-1
BYU leads with 1 minute left .....	6-0
Opponent leads with 1 min. left ...	0-1
Score tied with 1 minute left .....	0-1
Game goes into overtime .....	0-1
BYU out rebounds opponent .....	6-0
Opponent out rebounds BYU .....	0-1
BYU and opponent tie in rebounds ..	0-1
BYU shoots 50 % or better .....	2-0
Opponent shoots 50 % or better ...	0-1
BYU out shoots opponent .....	5-1
Opponent out shoots BYU .....	1-1

**BYU's Last Game on ESPN**

BYU last played on ESPN in the Mountain West Conference Championship title game, defeating New Mexico 69-65 in Las Vegas at the Thomas & Mack Center to earn the Mountain West Conference automatic berth to the 2001 NCAA tournament. MWC Player of the Year Mekeli Wesley went 11-12 from the floor on his way to 30 points. He added eight rebounds and earned MWC Tournament MVP honors. Last year, BYU went 3-0 on ESPN, including two home wins over Utah and UNLV. BYU's last loss on ESPN was also in the Thomas & Mack Center when the Cougars were defeated by host UNLV in the 2000 MWC title game.

**BYU vs. Pac-10 This Year**

This is BYU's second Pac-10 opponent this season. BYU defeated Arizona State 82-70 in Provo on Nov. 24.

**First Half Success**

BYU has led at the half in all eight games this season. BYU is outscoring its opponents in the first half 286-207 (35.5 - 25.9). BYU has shot 50 percent or better in the first half in six of their last seven games. The Cougars have scored more points in the second half but also yield more points. BYU has outscored its opponents 296-265 in the second half (37.0 - 33.1). BYU has been outscored 15-6 in one overtime period this year.

**Hot Shooting**

In BYU's two wins last week, BYU combined to shoot an amazing 63.2 percent from the floor as a team and 45.7 percent on threes. BYU continued to shoot well from the line as well, making 81.4 percent of its attempts. BYU coach Steve Cleveland played 13 players last week and 11 of the 13 made better than 56 percent of their shots, with 10 of 13 making at least 60 percent of their attempts. Only Matt Montague (4-9, .444) and Jesse Pinegar (0-3, .000) failed to reach 50 percent shooting. Freshman center Jared Jensen made a team-best 81.8 percent of his shots, going 9-11 in the two games.

**More Shooting Numbers**

BYU is shooting 51.5 percent in its six victories and 43.6 percent in its two losses. The difference is not coming from long range, where the Cougars actually have shot better from behind the arc in its two losses (.441) than in its wins (.405). At home BYU is shooting 52.6 percent from the floor, 41.9 percent on threes, while on the road BYU makes 44.2 percent and 40.9 percent, respectively. Overall, BYU makes 49.4 percent of hits attempts, including 41.5 percent from behind the arc.

**From Three-Point Range**

Seven Cougars have made a three-point shot this season. Mark Bigelow has made a team-high 20 threes (20-42, .476). He has made a trey in all eight games. Daniel Bobik is 13-28 (.464) and Travis Hansen is 11-24 (.458). Bobik hit a career-best five threes Saturday vs. Idaho in seven attempts.

**One-Two Punch**

BYU's Mark Bigelow and Travis Hansen are the Cougars one-two scoring punch. Both swingmen have tallied double-digit points in seven of eight games this year. Bigelow scores 17.5 ppg and Hansen 16.3 ppg on the year. They are the only two Cougars averaging double figures but guard Daniel Bobik is adding 9.9 ppg off the bench and forward Eric Nielsen contributes 9.1 ppg.

**Consistency at the Line**

After going 17-19 from the line Saturday vs. Idaho for a season-high 89.5 percentage, BYU has made 80 percent or more of its free throws in five of eight games this season, including four of the last five. BYU is shooting 80.3 percent from the line for the year. Last year, BYU led the nation at 78 percent from the line. The Cougars are currently ranked third nationally this season.

**More Free Throw Numbers**

Four Cougars are shooting 80 percent or better from the free throw line and six are making 70 percent or better. Mark Bigelow makes a team-leading 93 percent (No. 1 among MWC players), followed by Daniel Bobik (.882), Matt Montague (.850), Jared Jensen (.833), Travis Hansen (.745) and Eric Nielsen (.706).

**2001-02 BYU Starting Lineups**

Opp.	PG	SG	SF	PF	C
USD	Montague	Hansen	Bigelow	Nielsen	Howard
ASU	Montague	Hansen	Bigelow	Nielsen	Jensen
UCSB	Montague	Hansen	Bigelow	Nielsen	Jensen
USU	Montague	Hansen	Bigelow	Nielsen	Jensen
WSU	Montague	Hansen	Bigelow	Nielsen	Jensen
CU	Montague	Hansen	Bigelow	Nielsen	Jensen
FLC	Montague	Hansen	Bigelow	Nielsen	Jensen
Idaho	Montague	Hansen	Bigelow	Nielsen	Jensen

**BYU Starting Lineup Record**

Montague, Hanen, Bigelow, Nielsen, Jensen . . . . .5-2  
 Montague, Hanen, Bigelow, Nielsen, Howard . . . . .1-0

**Top JC Center Signs with Cougars**

Rafael Araujo, a 6-foot-11, 260-pound center at Western Arizona, in November signed an NCAA Letter-of-Intent to play at BYU. Considered one of the top five junior-college players in the country, Araujo was recruited by North Carolina, Illinois, UNLV and San Diego State among others. A physically strong athlete with great leaping ability, Araujo runs the floor well and has range on the perimeter. "We are thrilled to have Rafael decide to join the BYU basketball program," BYU coach Steve Cleveland said. "He is a great young man that people really enjoy being around. He's got legitimate NBA center size and has the potential to make a significant impact on the program. He's still got some things to learn, but he has all the tools to become an outstanding player at the Division I level." Araujo is averaging 21 points and 13 rebounds this year for No. 7-ranked Western Arizona, located in Yuma. He scored a season-high 35 points in 22 minutes in the season-opener and has totaled a season-high 17 rebounds. A native of Sao Paulo, Brazil, Araujo will enter BYU as a junior. He will enroll next fall.

**Coaching Staff Additions**

Former BYU player Andy Toolson and Pine View High School (St. George, Utah) coach John Wardenburg were hired as assistant coaches in May. Toolson joins Cleveland's staff after an 11-year professional career in Europe and the NBA, while Wardenburg comes to BYU with 11 years of coaching experience at the high school and junior college level. Former assistant coach Nathan Call was named director of basketball operations. Associate Head Coach Dave Rose remains in that capacity. Heath Schroyer, who had served alongside Cleveland, Rose and Call the past four seasons in Provo, left to accept an assistant position at Wyoming. Brian Santiago, Cleveland's administrative assistant the past four seasons, is BYU's assistant athletic director responsible for game operations.

**Home Winning Streak**

BYU extended its home court winning streak to 25 games with its win over Idaho Saturday. BYU owns the fourth longest home-court streak in the nation. BYU went a perfect 15-0 in the Marriott Center last season. BYU's last loss in the Marriott Center was on Feb. 17, 2000 when New Mexico edged the Cougars 78-74.

**Home Winning Streak 2**

BYU has defeated 23 straight nonconference opponents in the Marriott Center. The last non-league foe to win in Provo was the California Bears, who edged BYU 71-70 on Dec. 19, 1998. BYU has a 29-6 home record against nonconference teams under Steve Cleveland. BYU is 22-0 vs. non-MWC teams at home since the conference was founded in 1999. The Cougars are the only MWC team with an unbeaten home nonconference mark.

**From the Training Room**

Reserve point guard Shawn Oponui will be out for approximately six weeks after reinjuring his left thumb Saturday vs. Idaho (torn ligaments). He originally suffered ligament damage in his thumb while playing three minutes at Utah State on Dec. 1. It is anticipated the freshman guard will be in a hard cast for the next four weeks and then a removable splint for two weeks.

**BYU on Defense**

Defensively, BYU has held its last four opponents below 36 percent field goal shooting. On the year, BYU has held six of its eight opponents below 38 percent shooting. Only Arizona State (45.5) and Utah State (50.9) have topped 38 percent on BYU and both are the only teams to out shoot the Cougars so far this year. Overall, BYU holds opponents to a 38.5 field goal percentage and a 28.2 three-point percentage.

**On the Boards**

BYU has done a good job on the boards this year. BYU averages 35.9 rebounds while its opponents grab on average 28.8. BYU has out boarded its opponents in six games an is 6-0 in those games. The Cougars have only been out boarded once, 35-24 in its overtime loss to Utah State. The Cougars and UCSB each had 35 rebounds. BYU out boarded Fort Lewis, 47-17. BYU's 42-26 rebounding advantage over ASU was the third worst margin suffered by ASU coach Rob Evan's in his coaching career and his worst at ASU.

**Off the Bench on the Perimeter**

After averaging 10 minutes off the bench last year while playing in 28 of 33 games, sophomore Daniel Bobik is playing a much larger role this year as BYU's sixth-man. He is averaging 22.8 minutes, 9.5 points and 3.6 rebounds. He is third on the team in scoring. He had a career high 17 points vs. Idaho in the last outing. He had 7 points in 18 minutes vs. Fort Lewis and had 7 points and a career-best 8 rebounds vs. Creighton. He had 13 points at Utah State. He played a career-high 33 minutes with 12 points and four rebounds in the season-opener at USD. Other players off the bench on the perimeter include freshmen Jimmy Balderson (6 games, 10.3 minutes, 5.3 points), Shawn Oponui (4 games, 6.5 minutes) and Terry Nashif (4 games, 4.3 minutes). Balderson had a career-best and team-leading 19 points and 7 rebounds in 22 minutes vs. Fort Lewis while Oponui had a career-best 10 assists in 20 minutes with 6 points. Oponui reinjured his left (severe ligament damage) thumb last week. It is anticipated he will be in a cast for four weeks and in a hand split for two weeks.

**Off the Bench in the Post**

Sophomore Bart Jepsen has appeared in all eight games off the bench, averaging 2.8 rebounds in 12.3 minutes per game. Jepsen is a solid rebounder and defender. Sophomore center Dan Howard started the season-opener at USD, the first start of his career. He played seven minutes, with one rebound. He has appeared in six games overall, playing 6.7 minutes per game. He had 4 points and 5 boards vs. Fort Lewis and 3 rebounds vs. Idaho last week. Other post players coming off the bench include sophomore Jon Carlisle, who has played in three games. He had 6 points in 7 minutes vs. Fort Lewis. Freshman forward Jesse Penigar was cleared by doctors and played seven minutes with 1 rebound and 1 assist vs. Fort Lewis last week in his first career appearance. He had not been able to practice since June while recovering from surgery on his left shoulder.

## 2001-02 Schedule

Date	Opponent	Time
Nov. 3	Varsity Preview	7 p.m.
Nov. 6	California All-Stars (exb.)	7 p.m.
Nov. 10	Worldwide (exb.)	4 p.m.
Nov. 17	at Univ. of San Diego	7 p.m.
Nov. 24	Arizona State (SWP)	4 p.m.
Nov. 28	at UC Santa Barbara	7 p.m.
Dec. 1	at Utah State (SWP)	8 p.m.
Dec. 5	Weber State	7 p.m.
Dec. 8	Creighton (SWP)	8 p.m.
Dec. 12	Fort Lewis (KBYU-TV)	7 p.m.
Dec. 15	University of Idaho (KBYU-TV)	4 p.m.
Dec. 22	v. Stanford in Las Vegas (ESPN)	9 p.m.
Dec. 27	Cal State Northridge	7 p.m.
Dec. 29	Southern Utah	4 p.m.
Jan. 2	Univ. of San Francisco	7 p.m.
Jan. 5	at Pepperdine (SWP)	5 p.m.
Jan. 12*	San Diego State (SWP)	4 p.m.
Jan. 15*	UNLV (SWP)	7 p.m.
Jan. 19*	at New Mexico (ESPN+Plus)	1 p.m.
Jan. 21*	at Air Force (SWP)	2 p.m.
Jan. 28*	at Utah (ESPN)	10 p.m.
Feb. 2*	Wyoming (ESPN+Plus)	1 p.m.
Feb. 4*	Colorado State (SWP)	8:30 p.m.
Feb. 9*	at UNLV	7:30 p.m.
Feb. 11*	at San Diego State (SWP)	7:30 p.m.
Feb. 16*	New Mexico (ESPN+Plus)	1 p.m.
Feb. 18*	Air Force (SWP)	8:30 p.m.
Feb. 23*	Utah (ESPN+Plus)	1 p.m.
Feb. 28*	at Wyoming (SWP)	9 p.m.
Mar. 2*	at Colorado State (SWP)	7 p.m.
Mar. 7-9	at MWC Tournament in Las Vegas	

\*Mountain West Conference game  
All times local to site/subject to change

## BYU Opponent 2001-02 Records

(as of Dec. 17)

## Already faced ....

San Diego	5-3
Arizona State	5-2
UC Santa Barbara	5-2
Utah State	6-1
Weber State	6-3
Creighton	5-2
Ft. Lewis	3-5
Idaho	2-7
Total record teams already played - (.596)	37-25

## Still ahead ....

Stanford	4-1
CSNorthridge	1-6
Southern Utah	3-6
San Francisco	2-6
Pepperdine	4-4
Total all nonconference opponents - (.515)	51-48

## MWC teams ...

San Diego State	6-3
UNLV	4-3
New Mexico	6-3
Air Force	4-5
Utah	5-3
Wyoming	6-3
Colorado State	4-5
Total record MWC teams - (.583)	35-25
Total record all opponents - (.541)	86-73

## 2001-02 Schedule Notes

## Up Next – Las Vegas Showdown vs. Stanford

The Cougars will face Stanford, who advanced to the Elite Eight of the NCAA Tournament last year with a 31-3 record, on ESPN in game two of the annual Las Vegas Showdown at the Thomas & Mack Center in Las Vegas on Dec. 22. Host UNLV will play Texas in the first game on ESPN2.

## BYU Record - Comparing Recent Starts

With its 6-2 record, BYU has a winning record after eight games for the third straight season. Last year BYU also got off to a 6-2 start and went on to a 24-9 record. In 1999-2000 the Cougars started 7-1 and finished 22-11. BYU could equal its best start in the last three years with a win against Stanford Saturday. BYU is 7-2 after nine games in both of the past two seasons. BYU last had a losing record at the eight-game mark in 1998-99 with a 3-5 start. Since taken over a 1-25 program five years ago, Cleveland has started with the following records after eight games: 2-6, 3-5, 7-1, 6-2.

## BYU Opponents Start

The eight teams BYU has played so far have combined to win 60 percent of their games. Several of BYU's opponents this season have already recorded some big wins. Pepperdine, a 22-9 team last year that finished second to Gonzaga in the West Coast Conference, knocked off then No. 11 UCLA at Pauley Pavilion and Creighton, the champion of the Missouri Valley Conference, upset then No. 17 Western Kentucky. Weber State, who won the Big Island Invitational with wins over Louisiana State, Wisconsin and Colorado State and also handed Utah State its only loss.

## Seven Conference Champions

Seven conference champions, including Pac-10 champion Stanford, and 12 games against teams who qualified for postseason play last year highlight BYU's 2001-02 men's basketball schedule. Other conference champions include Creighton of the Missouri Valley Conference, Utah State of the Big West, Cal State Northridge of the Big Sky (playing in Big West this year), Southern Utah of the Mid-Continent Conference and fellow co-champions Utah and Wyoming of the Mountain West Conference. Pepperdine and New Mexico also advanced to post-season play in the NIT tournament. Pepperdine placed second in the WCC behind NCAA qualifier Gonzaga and earned a 22-9 record, including an NIT win in Laramie over Wyoming. The Waves enter their first year under former NBA player and coach Paul Westphal. New Mexico also advanced in the NIT, losing in the second round to Pepperdine. Including two exhibition contests, BYU has 29 games, including 17 in the Marriott Center, on its schedule. The MWC tournament is Mar. 7-9, at the Thomas & Mack Center in Las Vegas.

## Opponent Winning Percentage

BYU's 13 nonconference opponents earned a combined 234-156 (.600) record last year for an average record of 18-12. Instate rivals Utah State, Utah, Southern Utah and Weber State combined for an 87-38 record, winning nearly 70 percent of their games and earning two NCAA and one NIT berth. Nine teams who qualified for a postseason (five NCAA, four NIT).

## Nonconference Notes

BYU will play seven nonconference opponents who were on the Cougars' schedule last year and six that are new to the schedule, including two first-time opponents. BYU had a 5-2 record last year against the seven teams it will play again this season, with home wins over UC Santa Barbara, Utah State, Idaho and Southern Utah and a road win at Weber State. The two losses both came during the first road trip of the season at San Francisco and Arizona State. Stanford, Creighton, Pepperdine, Cal State Northridge, San Diego and Fort Lewis are all new opponents this year, with San Diego and Fort Lewis playing BYU for the first time. BYU faces teams from seven different conferences in 2001-02.

## Radio/TV

All BYU games will be carried live on the Cougar Sports Radio Network, originating from KSLNewsradio 1160 AM in Salt Lake City. BYU is featured six times this season in the Mountain West television package with ESPN, ESPN2, ESPN Regional Television (ESPN+Plus) and ABC. The Cougars play twice on ESPN and four times on ESPN+Plus. An additional 12 BYU games are part of the SportsWest Productions' package and KBYU will produce two games for taped-delay broadcast. In all 21-of-27 regular season games are slated for television broadcast.

## Roster Breakdown

## Starters Returning (1)

Eric Nielsen F Sr. (6.2 ppg, 3.8 rpg)

## Starters Lost (4)

Mekeli Wesley F Sr. (17.2 ppg, 5.5 rpg)

Terrell Lyday G Sr. (16.4 ppg, 2.8 rpg)

Trent Whiting G Sr. (14.2 ppg, 3.2 rpg)

Nathan Cooper F Sr. (4.5 ppg, 3.8 rpg)

## Letterwinners Returning (8)

\*Mark Bigelow G/F So. (15.0 ppg, 6.3 rpg in 1998-99)

Daniel Bobik G So. (3.5 ppg, 1.4 rpg)

Travis Hansen F Jr. (5.5 ppg, 3.0 rpg)

Dan Howard C So. (0.9 ppg, 0.6 rpg)

~Bart Jepsen F So. (1.2 ppg, 2.1 rpg in 1997-98)

Matt Montague G Sr. (2.2 ppg, 1.8 rpg, 2.9 apg)

Eric Nielsen F Sr. (6.2 ppg, 3.8 rpg)

#Jacob Chrisman F So. (2.8 ppg, 1.9 rpg)

## Letterwinners Lost (9)

Mekeli Wesley F Sr. (17.2 ppg, 5.5 rpg)

Terrell Lyday G Sr. (16.4 ppg, 2.8 rpg)

Trent Whiting G Sr. (14.2 ppg, 3.2 rpg)

Nathan Cooper F Sr. (4.5 ppg, 3.8 rpg)

Nate Knight F/C Sr. (2.5 ppg, 2.5 rpg)

##Derek Dawes C Fr. (1.1 ppg, 2.0 rpg)

Jordan Archibald G Fr. (0.1 ppg, 0.1 apg)

Ty Shippen G Jr. (0.6 ppg, 0.4 apg)

\*\*Michael Vranes G Sr. (8.0 ppg, 4.1 rpg in 1999-2000)

## Redshirt Freshmen Returning (1)

Jesse Pinegar F 6-9 220 Fr.

## Newcomers (9)

Jon Carlisle C 6-10 260 Jr.

Jared Jensen F/C 6-9 245 Fr.

Shawn Opunui G 5-11 175 Fr.

Jimmy Balderson G 6-5 200 Fr.

Terry Nashif G 5-11 170 Fr.

^Ricky Bower G 6-4 185 Jr.

^Jake Shoff F/C 6-8 255 Jr.

^^ Dane Runia G 6-0 170 Fr.

^^ Gifford Nielsen G 6-4 195 Fr.

## On LDS Church Missions (5)

Austin Ainge G 6-1 Fr. Dom. Republic return - 2002-03

John Allen F 6-6 So. El Salvador return - 2002-03

Marc Roberts G 6-2 So. Argentina return - 2002-03

Derek Dawes C 6-11 So. New Hampshire return - 2003-04

Garner Meads F 6-8 Fr. Edmonton return - 2003-04

## Notes:

\* Returning from mission for Church of Jesus Christ of Latter-day Saints

\*\* Missed last season with a foot injury, learned will also not play this year.

~Redshirted last year

# Plans to sit out as redshirt to play full baseball season

## Departed on mission for Church of Jesus Christ of Latter-day Saints

^ Redshirting this season because of transfer rules

^^ Freshmen will redshirt in 2001-02

## Breakdown By Class

Seniors (2)

Juniors (1)

Sophomores (6)

Freshman (7)

## Sagarin Ratings

BYU is currently ranked 39th and is the top-rated team in the Mountain West Conference in the Sagarin ratings. The MWC is ranked 8th in the latest ratings (Dec. 17). Below is a list of MWC teams in order of ranking (records reflect Division I games only). To see the latest Sagarin Rankings go to: <http://www.usatoday.com/sports/sagarin.htm>

Rk.	Team	Rating	W-L	Sched (Rank)	vs. top 10	vs. top 30
39	BYU	83.32	5-2	76.97 (84)	0-0	0-0
71	New Mexico	80.48	6-3	73.53 (211)	0-0	0-2
78	San Diego St.	80.01	5-3	77.22 (73)	0-0	0-0
85	Utah	79.58	4-3	76.98 (81)	0-0	0-0
91	UNLV	78.93	4-3	76.18 (112)	0-0	0-1
140	Colorado St.	75.78	4-5	75.93 (120)	0-0	0-0
163	Wyoming	74.41	6-3	69.67 (301)	0-0	0-0
208	Air Force	71.65	4-5	75.17 (147)	0-0	0-1

## RPI Report

According to CollegeRPI.com rankings (Dec. 17) computed by Jerry Palm and Collegiate Basketball News, BYU has the top RPI among Mountain West Conference teams. The Mountain West Conference is rated 9th among the 32 conferences (and five independents).

## School Collegerpi.com/The RPI REPORT

BYU	30/28
New Mexico	49/49
Utah	52/50
San Diego State	72/72
Colorado State	136/137
UNLV	137/139
Wyoming	239/224
Air Force	244/238

## BYU in MWC Statistics

## Team

- BYU leads all MWC teams this year in scoring defense (60.9), scoring margin, (+12.6), free throw shooting (.803) and three-point percentage defense (.282).

- The Cougars rate second in field goal percentage defense (.385), rebounding margin (+7.1), defensive rebounds (27.12), and three-point percentage (.415). The Cougars are third in field goal percentage (.494), and rebounding defense (28.8).

## Individual

- Matt Montague leads all MWC players in assists (7.6) and assist/turnover ration (2.77). He fourth in free throw percentage (.850).

- Mark Bigelow is first in free throw percentage (.930), third in scoring (17.5), fourth in three-point field goals made per game (2.40) and fifth in three-point percentage (.476).

- Travis Hansen ranks second in defensive rebounds average (5.8) and fourth in total rebounds average (7.5) and scoring (16.2).

- Jared Jensen leads all MWC players in field goal percentage (.706).

## BYU in National Statistics (as of Dec. 10)

## Team

- BYU is third in the nation in free throw shooting percentage (.800).

## Individual

- Senior point guard Matt Montague is tied for eighth nationally in assists per game (7.0).

## 2001-02 Numerical Roster

No.	Name	Pos.	Ht.	Wt.	Yr.	Exp.	Hometown (Previous School)	Player Note
2	Travis Hansen	G/F	6-6	210	Jr.	1L	Orem, Utah (Utah Valley State College)	<ul style="list-style-type: none"> <li>Leads team in rebounding (7.5), second in scoring (16.3)</li> <li>1999 Freshman of Year leads team in scoring (17.5)</li> <li>Played first game last week (June shoulder surgery)</li> <li>Freshman point guard, limited action in four games</li> <li>Will not play; out with torn ligaments in left thumb</li> <li>Top reserve hit 5 treys, scored 17 pts vs. Idaho Saturday</li> <li>Avg 34 ppg in HS; career-high 19 pts vs. Fort Lewis</li> <li>Three-year starter averaging 9.1 ppg, 5.3 rpg</li> <li>Three-year assist leader has 61 assists, 22 turnovers</li> <li>Season-high 5 pts, career-best 2 assists vs. Ft. Lewis</li> <li>Baseball pitcher started practicing last three weeks</li> <li>Started /7 min. at USD; 6.7 minutes in six games</li> <li>Played in three games; 6 pts, 3 rebs, 2 blks vs. F. Lewis</li> <li>Shoots 70.6 percent, averaging 7.9 ppg as true freshman</li> </ul>
3	Mark Bigelow	G/F	6-7	190	So.	1L	Olympia, Wash. (Olympia HS)	
4	Jesse Pinegar	F	6-9	220	Fr.	RS	Salt Lake City, Utah (Brighton HS)	
10	Terry Nashif	G	5-10	165	Fr.	HS	Vancouver, Wash. (Evergreen HS)	
12	Shawn Opunui	G	5-11	175	Fr.	HS	Orem, Utah (Orem HS)	
20	Daniel Bobik	G	6-6	205	So.	1L	Newbury Park, Calif. (Newbury Park HS)	
22	Jimmy Balderson	G	6-6	200	Fr.	HS	Magrath, Alberta (Magrath HS)	
25	Eric Nielsen	F	6-9	215	Sr.	3L	Fremont, Calif. (Irvington HS)	
31	Matt Montague	G	6-0	190	Sr.	3L	Louisville, Ky. (Male HS)	
32	Bart Jepsen	F	6-9	235	So.	1L	Roswell, N.M. (Roswell HS)	
34	Jacob Chrisman	F	6-8	225	So.	1L	Provo, Utah (Provo HS)	
40	Dan Howard	C	7-0	225	So.	1L	Kaysville, Utah (Davis HS)	
42	Jon Carlisle	C	6-10	260	So.	TR	Salt Lake City, Utah (Utah)	
52	Jared Jensen	F/C	6-9	245	Fr.	HS	West Haven, Utah (Fremont HS)	

## Redshirting in 2001-02

5	^Jake Shoff	F/C	6-8	255	Jr.	TR	Alpine, Utah (Weber State)	<ul style="list-style-type: none"> <li>Transfer from Weber State must sit out this season</li> <li>Transfer from Wisconsin must sit out this season</li> <li>All-District guard likely to sit out this season</li> <li>All-State point guard will redshirt this season</li> </ul>
14	^Ricky Bower	G	6-4	185	Jr.	TR	Meridian, Idaho (Wisconsin)	
24	Gifford Nielsen	G	6-5	195	Fr.	HS	Sugar Land, Texas (Clements HS)	
13	Dane Runia	G	6-0	170	Fr.	HS	Provo, Utah (Timpview HS)	

Head Coach: Steve Cleveland (UC-Irvine, '76), 5th Year

Associate Head Coach: David Rose (Houston, '83)

Assistant Coaches: Andy Toolson (BYU, '90); John Wardenburg (BYU, '86)

Director of Basketball Operations: Nate Call (BYU, '93)

## BYU PLAYER SEASON &amp; CAREER HIGHS

#	Player	Points	Rebounds	Assists (^blocks/#steals)
2	HANSEN, Travis Career:	26 at Utah State same	15 vs. Arizona State same	3 vs. Elon College same
3	BIGELOW, Mark Career:	31 vs. Arizona State 33 at Washington State (1998-99)	7 vs. Weber State 14 (twice- 1998-99)	4 vs. Arizona State/^3 (twice) 6 (twice - 1998-99) / ^ same
4	PINEGAR, Jesse Career:	-- --	1 vs. Fort Lewis, Idaho same	1 vs. Fort Lewis / #2 vs. Idaho same
10	NASHIF, Terry Career:	2 vs. Fort Lewis same	2 vs. Fort Lewis same	3 vs. Fort Lewis same
12	OPUNUI, Shawn Career:	6 vs. Fort Lewis same	4 vs. Fort Lewis same	10 vs. Fort Lewis / # 3 vs. Fort Lewis same
20	BOBIK, Daniel Career:	17 vs. Idaho same	8 vs. Creighton same	3 at Utah State same (twice) / (#2 six times)
22	BALDERSON, Jimmy Career:	19 vs. Fort Lewis same	7 vs. Fort Lewis same	2 vs. Weber State / #3 vs. Fort Lewis same
25	NIELSEN, Eric Career:	19 vs. Arizona State same	8 vs. Weber State 13 vs. South Alabama (2000-01)	2 (three times) 4 at Utah (1997)
31	MONTAGUE, Matt Career:	11 at USD 15 vs. SMU (1997)	5 at UCSB, vs. Fort Lewis 10 vs. Tulsa (1997)	15 vs. Idaho / # 4 vs. Creighton same / # 5 vs. Southern Utah
32	JEPSEN, Bart Career:	5 vs. Fort Lewis 7 at UNLV (1998)	6 vs. Arizona State 9 vs. Washington (1997-98)	2 vs. Fort Lewis same, 2 vs. Washington (1997-98)
34	CHRISMAN, Jacob Career:	-- 15 vs. Elon College (2000-01)	-- 8 vs. San Diego State (2001)	-- 3 vs. Colorado State (2001)
40	HOWARD, Dan Career:	4 vs. Fort Lewis 6 vs. UC Riverside (1999-2000)	5 vs. Fort Lewis 5 vs. UC Riverside (1999-2000)	^ 1 vs. Fort Lewis, Weber State same / (^ 1, six times)
42	CARLISLE, Jon Career:	6 vs. Fort Lewis same	3 vs. vs. Fort Lewis, Idaho same	^ 2 vs. Fort Lewis, Idaho same
52	JENSEN, Jared Career:	14 at UC Santa Barbara same	10 vs. Creighton same	2 vs. Creighton/ ^2 vs. Idaho , #1 same



**MATT MONTAGUE / 6-0 • 190 • senior • point guard**

**CAPSULE:** Montague provides leadership at the point having started 57 times and played in all 92 games in his first three years ... Last year he started 12 games, primarily before Trent Whiting joined the team in December, but still lead the team in assists (2.9) while playing mostly a reserve role ... He has led the team in assists during each of his three seasons ... A hard-nosed competitor, he sees the floor well and is a great transition passer ... Career averages entering this year are 3.6 points and 3.8 assists.

Matt Montague set a career-high with 15 assists vs. Idaho on Saturday. It was the most assists by a Cougar in the last 25 years. He was one shy of the BYU and Marriott Center record of 16 assists set by Mike May vs. Niagara in 1976. Montague averages a team- and MWC-leading 7.6 assists this year. He is tied for eighth in assists per game in the latest NCAA statistics.

He is averaging 36.1 minutes per game. He played a season-low 19 minutes last Wednesday vs. Fort Lewis. He has 61 assists and only 22 turnovers. He had 10 assists at Utah State, the most assists before the 15 vs. Idaho Saturday that he has recorded since dishing out 10 assists as a sophomore vs. Southern Illinois on March 20, 2000 in BYU's second round NIT victory. He scored 11 points and had a game-high eight assists at USD in the season-opener. Montague reached double-digit points only once last year in 33 games, scoring 12 points at the University of San Francisco.



**CAREER HIGHS:**

POINTS: 15 vs. SMU  
 FG MADE: 6 vs. TCU  
 FG ATT: 12 vs. SDSU  
 FG%: .600 (6-10) vs. TCU  
 3FG MADE: 2 (twice)  
 3FG ATT: 4 (twice)  
 3FG%: 1.000 (2-2) vs. Elon  
 FT MADE: 7 at San Diego  
 FT ATT: 12 vs. CS Fullerton  
 FT %: .875 (7-8) at San Diego  
 REB: 10 vs. Tulsa  
 ASSISTS: 15 vs. Idaho  
 STEALS: 5 vs. SUU  
 BLOCKS: 1 vs. Boise State  
 MINUTES: 42 at Utah State

**Matt Montague – 2001-02 Game-by-Game**

Opponent	Date	GS	Min	TOTAL			3-PTS			REBOUNDS			PF	FO	A	TO	Bl	kStl	Pts	Avg				
				FG	FGA	Pct	3FG	FGA	Pct	FT	FTA	Pct									Off	Def	Tot	Avg
at University of San Diego	11-17-01	*	38	2	5	.400	0	1	.000	7	8	.875	0	2	2	2.0	3	0	8	3	0	2	11	11.0
ARIZONA STATE	11/24/12	*	40	0	2	.000	0	1	.000	2	2	1.000	0	4	4	3.0	2	0	6	5	0	0	2	6.5
at UC Santa Barbara	11-28-01	*	38	4	7	.571	0	1	.000	0	2	.000	1	4	5	3.7	3	0	6	2	0	1	8	7.0
at Utah State	12/1/01	*	42	1	5	.200	0	0	.000	0	0	.000	0	1	1	3.0	3	0	10	2	0	1	2	5.8
WEBER STATE WILDCATS	12-05-01	*	39	3	7	.429	0	1	.000	2	2	1.000	1	1	2	2.8	2	0	7	1	0	1	8	6.2
CREIGHTON	12/8/01	*	40	0	4	.000	0	2	.000	4	4	1.000	1	3	4	3.0	0	0	5	5	0	4	4	5.8
FORT LEWIS COLLEGE	12/12/01	*	19	2	5	.400	1	4	.250	2	2	1.000	1	4	5	3.3	0	0	4	2	0	1	7	6.0
IDAHO	12/15/01	*	33	2	4	.500	0	2	.000	0	0	.000	0	3	3	3.3	1	0	15	2	0	0	4	5.8
Totals			8 289	14	39	.359	1	12	.083	17	20	.850	4	22	26	3.3	14	0	61	22	0	10	46	5.8

**TRAVIS HANSEN / 6-6 • 210 • junior • guard/forward**

**CAPSULE:** After playing a supporting role in his first season at BYU last year, Hansen is playing a more significant role in 2001-02 ... With his increase in playing time, he has the talent to become an all-conference player ... He is very athletic ... His explosiveness gives him great potential as a scorer and rebounder ... He is most effective when slashing to the basket but has range from the three-point arc ... He was fifth in scoring last year (5.5) and also grabbed 3.0 boards per game ... He earned a starting job midway through the year before missing nine games in the middle of MWC play because of a fractured right foot. He played primarily a reserve role to senior Nathan Cooper after returning from his injury ... He started nine games and the Cougars had a 7-2 record in those games with losses at Colorado State and Wyoming, where he suffered the foot injury ... He played his freshman year at Utah Valley State College before going on an LDS Church mission ... He sat out a year as a redshirt before joining the Cougars in 2000-2001.

Hansen leads BYU in rebounding (7.5 rpg) and is second in scoring (16.3 ppg). After taking 11 or more shots in the first four games, he has not taken more than eight attempts in the last four games. He had 11 points vs. Idaho and 15 points and seven rebounds in 19 minutes Wednesday vs. Fort Lewis. He had a team-high 18 points on 5-7 shooting along with five boards in BYU's win over Creighton. Hansen scored a career-high 26 points against Utah State in BYU's overtime loss earlier this season. He went 10-15 from the floor, including a 3-5 from three-point range, and was 3-4 from the line. He added a team-high five rebounds and one assist in 38 minutes. His 10 field goals, three treys and 38 minutes were all career highs. He had his second straight double-double with 14 points and 10 rebounds at UC Santa Barbara after 18 points and a career-high 15 rebounds to lead BYU over Arizona State. The two double-doubles are the first of his career. Hansen's 15 rebounds vs. ASU is the most ever by a BYU guard and the most by a Cougar since Justin Widauer, a center, grabbed 15 boards for BYU at Texas Christian in the 1996-97 season. Hansen has scored 20-plus points twice.



**CAREER HIGHS:**


POINTS: 26 at Utah State  
 FG MADE: 10 at Utah State  
 FG ATT: 16 vs. ASU, at UCSB  
 FG%: .857 (6-7) at Weber St.  
 3FG MADE: 3 at Utah State  
 3FG ATT: 6 vs. ASU  
 3FG%: 1.000 (1-1) (5 times)  
 FT MADE: 9 at San Diego  
 FT ATT: 15 at San Diego  
 FT %: 1.000 (6-6) vs. ASU  
 REB: 15 vs. ASU  
 ASSISTS: 5 vs. UNLV  
 STEALS: 2 (3 times)  
 BLOCKS: 2 at San Diego  
 MINUTES: 38 at Utah State

**Travis Hansen – 2001-02 Game-by-Game**

Opponent	Date	GS	Min	TOTAL			3-PTS			REBOUNDS			PF	FO	A	TO	Bl	kStl	Pts	Avg				
				FG	FGA	Pct	3FG	FGA	Pct	FT	FTA	Pct									Off	Def	Tot	Avg
at University of San Diego	11-17-01	*	37	6	11	.545	0	1	.000	9	15	.600	1	7	8	8.0	4	0	1	3	2	1	21	21.0
ARIZONA STATE	11/24/12	*	31	5	16	.313	2	6	.333	6	6	1.000	5	10	15	11.5	4	0	0	5	0	0	18	19.5
at UC Santa Barbara	11-28-01	*	36	4	16	.250	2	4	.500	4	4	1.000	2	8	10	11.0	3	0	2	1	0	0	14	17.7
at Utah State	12/1/01	*	38	10	15	.667	3	5	.600	3	4	.750	2	3	5	9.5	4	0	1	1	0	0	26	19.8
WEBER STATE WILDCATS	12-05-01	*	23	3	7	.429	1	2	.500	0	0	.000	2	4	6	8.8	4	0	1	3	0	0	7	17.2
CREIGHTON	12/8/01	*	34	5	7	.714	1	1	1.000	7	9	.778	1	4	5	8.2	1	0	1	4	1	0	18	17.3
FORT LEWIS COLLEGE	12/12/01	*	19	6	8	.750	0	1	.000	3	4	.750	1	6	7	8.0	2	0	2	2	0	0	15	17.0
IDAHO	12/15/01	*	33	3	8	.375	2	4	.500	3	5	.600	0	4	4	7.5	4	0	1	0	1	0	11	16.3
Totals			8 251	42	88	.477	11	24	.458	35	47	.745	14	46	60	7.5	26	0	9	19	4	1	130	16.3

**MARK BIGELOW / 6-7 • 190 • sophomore • guard/forward**

**CAPSULE** – Bigelow could be one of the Cougars top players and among the top performers in the Mountain West if he returns to his pre-mission form ... So far he has proved capable of returning to his pre-mission form ... He was BYU's leading scorer (15.0) and rebounder (6.3) in 1998-99 before going on a two-year LDS Church mission to Ft. Lauderdale, Fla. ... He returned from his mission in June having grown an inch to 6-7 ... He could play the 2 or the 3 spot on the floor for the Cougars ... He is an excellent shooter and extremely intelligent player ... A gifted offensive player with a great mid-range game ... He moves well without the ball ... He was the 1999 WAC Pacific Division Freshman of the Year, All-WAC Second Team and All-Newcomer Team.



Mark Bigelow led BYU in scoring last week, averaging 16.5 points in only 21.5 minutes during BYU's two blowout home wins. He took advantage of his time on the floor, making 66.7 percent (8-12) of his field goal attempts, including 50 percent (4-8) of this threes, and was perfect from the free throw line (13-13). He scored a game-high 19 points Saturday in 24 minutes against Idaho, going 4-7 from the floor, 3-6 on threes, and 8-8 from the line. Bigelow tallied 14 points in 19 minutes Wednesday against Fort Lewis College, going 4-5 from the floor and 5-5 from the line. Bigelow has reached double-figure points in the last seven games and has totaled 14 or more points in every game but the season-opener when he scored nine points before fouling out. He is BYU's leading scorer overall at 17.5 ppg. He is making 46 percent of his field goals, 47.6 percent of his threes (while leading the team with 20 treys - 2.5 threes per game), and 93 percent of his free throws (40-43). Bigelow has made 13 straight free throws and only missed one attempt in the last four games. He scored a season-high 31 points against Arizona State in Provo.

**CAREER HIGHS:**

POINTS: 33 at Washington St.  
 FG MADE: 11 at Washington St.  
 FG ATT: 20 at Washington St.  
 FG%: .800 (8-10) vs. UTEP  
 3FG MADE: 5 vs. Louisiana Tech  
 3FG ATT: 8 vs. La Tech, ASU  
 FT MADE: 11 (twice)  
 FT ATT: 11 (twice)  
 FT %: 1.000 (11-11) (twice)  
 REB: 14 (twice)  
 ASSISTS: 6 (twice)  
 STEALS: 9 vs. Arizona  
 BLOCKS: 3 at UCSB, v. Creighton  
 MINUTES: 42 vs. Arizona

**Mark Bigelow – 2001-02 Game-by-Game**

Opponent	Date	GS	Min	TOTAL		3-PTS			REBOUNDS				PF	FO	A	TO	Bl	Stl	Pts	Avg					
				FG	FGA	Pct	3PG	FGA	Pct	FT	FTA	Pct									Off	Def	Tot		
at University of San Diego	11-17-01	*	23	3	10	.300	1	3	.333	2	2	1.000	0	2	2	2.0	5	1	3	2	0	9	9.0		
ARIZONA STATE	11/24/12	*	37	9	17	.529	4	8	.500	9	10	.900	1	2	3	2.5	2	0	4	2	0	31	20.0		
at UC Santa Barbara	11-28-01	*	34	5	13	.385	4	6	.667	1	1	1.000	0	5	5	3.3	1	0	1	5	3	0	15	18.3	
at Utah State	12/1/01	*	28	5	12	.417	3	7	.429	8	9	.889	2	0	2	3.0	5	1	1	2	0	21	19.0		
WEBER STATE WILDCATS	12-05-01	*	31	5	12	.417	2	6	.333	2	2	1.000	3	4	7	3.8	3	0	3	2	0	14	18.0		
CREIGHTON	12/8/01	*	35	5	11	.455	2	4	.500	5	6	.833	0	0	3	2	3	0	1	3	3	2	17	17.8	
FORT LEWIS COLLEGE	12/12/01	*	19	4	5	.800	1	2	.500	5	5	1.000	0	1	1	2.9	1	0	1	2	0	14	17.3		
IDAHO	12/15/01	*	24	4	7	.571	3	6	.500	8	8	1.000	0	4	4	3.0	3	0	1	2	0	1	19	17.5	
Totals			8	231	40	87	.460	20	42	.476	40	43	.930	6	18	24	3.0	23	2	15	20	6	6	140	17.5

**ERIC NIELSEN / 6-9 • 215 • senior • forward**

**CAPSULE** – A three-year starter, Nielsen will play a big role for the Cougars in 2001-02 with the loss of the team's other four starters ... An intelligent player with a good mid-range jumper, his 56.3 career field goal percentage ranks third all-time at BYU ... Nielsen and teammate Matt Montague were all freshmen members of the 1996-97 BYU team that finished 1-25 .... After returning from his mission, Nielsen has played the past two seasons for coach Cleveland, helping the Cougars earn a combined 46-20 record and two postseason tournament berths ... He is Academic All-MWC and a Cougar Scholar Athlete.



Nielsen is fourth on the team in scoring (9.1 ppg) and is second in rebounds (5.3 rpg). He had a season-low 2 points against Idaho in 25 minutes, taking only two shots. He had 4 points and 4 rebounds in 19 minutes vs. Fort Lewis. He had 9 points, 5 boards and 2 assists vs. Creighton. He has reached double-figure points in three games, but has not done so in the last three games. He had 14 points, 8 boards and 2 assists vs. Weber State. He had 14 at Utah State and had a career-high 19 points vs. ASU in BYU's home opener (his previous best was 17 against Utah at the Thomas & Mack Center in the 2000 MWC tournament in Las Vegas). This year against ASU, he went 8-11 from the floor. His eight field goals made was a new personal best. Last year the most shots he took in a game was eight, when he averaged 3.8 shot attempts per game. This year he is taking 6.6 shots per game. He ranks third all-time at BYU in career field goal percentage and is making 56.6 percent of his shots so far this year.

**CAREER HIGHS:**

POINTS: 19 vs. ASU  
 FG MADE: 8 vs. ASU  
 FG ATT: 14 (twice)  
 FG%: 1.000 (6-6) (twice)  
 3FG MADE: 1 (7 times)  
 3FG ATT: 5 at Utah  
 3FG%: 1.000 (1-1) (three times)  
 FT MADE: 7 vs. SUU  
 FT ATT: 8 (twice)  
 FT %: .875 (7-8) vs. SUU  
 REB: 13 vs. S. Alabama  
 ASSISTS: 4 at Utah  
 STEALS: 3 (twice)  
 BLOCKS: 2 (10 times)  
 MINUTES: 39 vs. Utah

**Eric Nielsen – 2001-02 Game-by-Game**

Opponent	Date	GS	Min	TOTAL		3-PTS			REBOUNDS				PF	FO	A	TO	Bl	Stl	Pts	Avg					
				FG	FGA	Pct	3PG	FGA	Pct	FT	FTA	Pct									Off	Def	Tot		
at University of San Diego	11-17-01	*	38	3	7	.429	0	0	.000	2	2	1.000	1	6	7	7.0	2	0	0	2	0	8	8.0		
ARIZONA STATE	11/24/12	*	38	8	11	.727	0	0	.000	3	5	.600	4	2	6	6.5	3	0	1	2	0	2	19	13.5	
at UC Santa Barbara	11-28-01	*	24	1	4	.250	0	1	.000	1	1	1.000	2	2	4	5.7	4	0	1	5	0	1	3	10.0	
at Utah State	12/1/01	*	30	5	8	.625	0	0	.000	4	4	1.000	1	3	4	5.3	4	0	0	1	0	0	14	11.0	
WEBER STATE WILDCATS	12-05-01	*	35	6	10	.600	1	1	1.000	1	2	.500	0	8	8	5.8	3	0	2	2	0	0	14	11.6	
CREIGHTON	12/8/01	*	36	4	8	.500	0	0	.000	1	3	.333	1	4	5	5.7	1	0	2	2	0	0	9	11.2	
FORT LEWIS COLLEGE	12/12/01	*	19	2	3	.667	0	0	.000	0	0	.000	2	2	4	5.4	3	0	2	2	0	0	4	10.1	
IDAHO	12/15/01	*	25	1	2	.500	0	0	.000	0	0	.000	0	4	4	5.3	0	0	0	1	0	0	2	9.1	
Totals			8	245	30	53	.566	1	2	.500	12	17	.706	11	31	42	5.3	20	0	8	17	0	3	73	9.1

**JARED JENSEN / 6-9 • 245 • freshman • center**

**CAPSULE:** Jensen earned the 2001 Deseret News Mr. Basketball Award after scoring 25.8 points and pulling down 13 rebounds per game this past season at Fremont High School (Utah). He averaged 17 points and 10 rebounds per game as a high school junior when he also earned Salt Lake Tribune and Deseret News All-State honors. He is a talented offensive player in the low-post who can also score with his jumper. He should get the opportunity to play as a freshman with the loss of 2001 Mountain West Conference Player of the Year Mekeli Wesley in the post.

Jensen is averaging 7.9 points and 3.0 rebounds per game. He scored 12 points in each of the last two games. He went 4-4 from the floor and 4-4 from the line vs. Idaho. He is shooting a MWC-best 70.6 percent from the floor. He had 12 points in 20 minutes vs. Idaho and 12 points in 16 minutes vs. Fort Lewis. He has reached double-figure points three times. He had a career-high 14 points on 4-5 shooting and 6-8 from the line at UCSB. He had a career-best 10 boards vs. Creighton, along with 4 points and 2 assists. He had 7 points vs. Weber State. In his first career start vs. Arizona State, he played 15 minutes and had 4 points, 2 rebounds and 1 assist.



**CAREER HIGHS:**

POINTS: 14 at UCSB  
 FG MADE: 5 vs. Fort Lewis  
 FG ATT: 7 (twice)  
 FG%: 1.000 (4-4) vs. Idaho  
 3FG MADE: --  
 3FG ATT: --  
 3FG%: --  
 FT MADE: 6 at UCSB  
 FT ATT: 8 at UCSB  
 FT %: 1.000 (4-4) vs. Idaho  
 REB: 10 vs. Creighton  
 ASSISTS: 2 vs. Creighton  
 STEALS: 1 (twice)  
 BLOCKS: 2 vs. Idaho  
 MINUTES: 32 at UCSB

**Jared Jensen – 2001-02 Game-by-Game**

Opponent	Date	GS	Min	TOTAL			3-PTS			REBOUNDS											Pts	Avg			
				FG	FGA	Pct	3FG	3FGA	Pct	FT	FTA	Pct	Off	Def	Tot	Avg	PF	FO	A	TO			Bl	k	Stl
at University of San Diego	11-17-01		9	2	2	1.000	0	0	.000	2	2	1.000	2	2	4	4.0	5	1	0	0	0	0	6	6.0	
ARIZONA STATE	11/24/12	*	15	2	3	.667	0	0	.000	0	0	.000	0	2	2	3.0	3	0	1	0	0	0	4	5.0	
at UC Santa Barbara	11-28-01	*	32	4	5	.800	0	0	.000	6	8	.750	0	0	0	2.0	4	0	0	2	0	0	14	8.0	
at Utah State	12/1/01	*	26	2	2	1.000	0	0	.000	0	0	.000	0	1	1	1.8	1	0	0	1	0	1	4	7.0	
WEBER STATE WILDCATS	12-05-01	*	20	3	7	.429	0	0	.000	1	1	1.000	0	2	2	1.8	1	0	0	1	1	1	7	7.0	
CREIGHTON	12/8/01	*	18	2	4	.500	0	0	.000	0	0	.000	1	9	10	3.2	4	0	2	0	1	0	4	6.5	
FORT LEWIS COLLEGE	12/12/01	*	16	5	7	.714	0	0	.000	2	3	.667	0	1	1	2.9	0	0	0	0	0	0	12	7.3	
IDAHO	12/15/01	*	20	4	4	1.000	0	0	.000	4	4	1.000	0	4	4	3.0	1	0	0	1	2	0	12	7.9	
Totals			7	156	24	34	.706	0	0	.000	15	18	.833	3	21	24	3.0	19	1	3	5	4	2	63	7.9

**DANIEL BOBIK / 6-6 • 205 • sophomore • guard**

**CAPSULE:** Bobik averaged 3.5 points and 10.4 minutes while playing in 28 of 33 games last year as a freshman ... He has good offensive instincts and size on the guardline ... He will get playing time as a sophomore with the loss of BYU's all-conference guard line of Trent Whiting and Terrell Lyday ... He has good range and is a crafty passer with good court awareness ... He could play some point but is primarily a wing player ... He enrolled at BYU for his freshman season after returning from an LDS Church mission to the Dominican Republic ... He and Mark Bigelow were the first recruits to sign with BYU under Steve Cleveland.

Bobik plays the sixth-man role. He is averaging 22.8 minutes, 9.5 points and 3.6 rebounds. He is third on the team in scoring. He has reached double-digit points three times. He had a career high 17 points vs. Idaho in the last outing. He made 5-7 threes, both career highs. He had 7 points in 18 minutes vs. Fort Lewis and had 7 points and a career-best 8 rebounds vs. Creighton. He had 13 points at Utah State. He played a career-high 33 minutes with 12 points and four rebounds in the season-opener at USD.



**CAREER HIGHS:**

POINTS: 17 vs. Idaho  
 FG MADE: 5 vs. Elon, Idaho  
 FG ATT: 12 at Utah State  
 FG%: .625 (5-8) vs. Idaho  
 3FG MADE: 5 vs. Idaho  
 3FG ATT: 7 vs. Idaho  
 3FG%: .714 (5-7) vs. Idaho  
 FT MADE: 7 vs. TAMCC  
 FT ATT: 8 vs. TAMCC  
 FT %: .875 (7-8) vs. TAMCC  
 REB: 8 vs. Creighton  
 ASSISTS: 3 (4 times)  
 STEALS: 2 (7 times)  
 BLOCKS: 1 (4 times)  
 MINUTES: 33 at San Diego


**Daniel Bobik – 2001-02 Game-by-Game**

Opponent	Date	GS	Min	TOTAL			3-PTS			REBOUNDS											Pts	Avg			
				FG	FGA	Pct	3FG	3FGA	Pct	FT	FTA	Pct	Off	Def	Tot	Avg	PF	FO	A	TO			Bl	k	Stl
at University of San Diego	11-17-01		33	3	7	.429	2	5	.400	4	4	1.000	1	3	4	4.0	4	0	2	4	0	2	12	12.0	
ARIZONA STATE	11/24/12		19	1	2	.500	1	2	.500	4	6	.667	0	2	2	3.0	2	0	1	2	1	1	7	9.5	
at UC Santa Barbara	11-28-01		17	2	7	.286	0	2	.000	0	0	.000	1	4	5	3.7	2	0	0	2	0	2	4	7.7	
at Utah State	12/1/01		25	5	12	.417	3	6	.500	0	0	.000	1	3	4	3.8	4	0	3	2	0	0	13	9.0	
WEBER STATE WILDCATS	12-05-01		26	4	10	.400	1	4	.250	0	0	.000	1	1	2	3.4	1	0	2	0	1	2	9	9.0	
CREIGHTON	12/8/01		25	2	4	.500	0	0	.000	3	3	1.000	0	8	8	4.2	2	0	1	1	0	0	7	8.7	
FORT LEWIS COLLEGE	12/12/01		18	2	3	.667	1	2	.500	2	2	1.000	0	1	1	3.7	0	0	1	1	0	0	7	8.4	
IDAHO	12/15/01		19	5	8	.625	5	7	.714	2	2	1.000	0	3	3	3.6	2	0	2	1	0	1	17	9.5	
Totals			0	182	24	53	.453	13	28	.464	15	17	.882	4	25	29	3.6	17	0	12	13	2	8	76	9.5

**BART JEPSEN / 6-9 • 235 • redshirt sophomore • forward**

**CAPSULE:** Jepsen redshirted last season after returning from an LDS Church mission ... He had suffered a severe break of his leg on his mission ... He will likely play a significant role in the middle as a rebounder and defender who can run the floor well ... A strong physical presence and good rebounder, he could play a role similar to that of outgoing senior Nate Knight ... Before a two-year LDS Church mission, Jepsen started nine times while playing 27 games as a freshman in 1997-98 in Cleveland's first season ... He is the younger brother of former Cougar center Bret Jepsen.

Jepsen has appeared in all eight games off the bench, averaging 2.8 rebounds in 12.3 minutes per game. He played a season-high 22 minutes at Utah State. He had a season-high 5 points vs. Fort Lewis. His rebound high is 6 vs. Arizona State. He takes just over one shot per game.



**CAREER HIGHS:**

POINTS: 7 at UNLV  
 FG MADE: 3 at UNLV  
 FG ATT: 8 at UNLV  
 FG%: .667 (2-3) (twice)  
 3FG MADE: 1 at UNLV  
 3FG ATT: 4 at UNLV  
 3FG%: .250 (1-4) at UNLV  
 FT MADE: 4 vs. Air Force  
 FT ATT: 4 vs. Air Force  
 FT %: 1.000 (4-4) vs. Air Force  
 REB: 9 vs. Washington  
 ASSISTS: 2 (twice)  
 STEALS: 2 (twice)  
 BLOCKS: 3 vs. UTEP  
 MINUTES: 35 at Tulsa

**Bart Jepsen – 2001-02 Game-by-Game**

Opponent	Date	GS	Min	TOTAL			3-PTS			FT	FTA	REBOUNDS				PF	FO	A	TO	Bl	kStl	Pts	Avg	
				FG	FGA	Pct	3PG	FGA	Pct			Pct	Off	Def	Tot									Avg
at University of San Diego	11-17-01	3	0	0	.000	0	0	.000	0	0	.000	1	0	1	1.0	1	0	0	0	0	0	0	0.0	
ARIZONA STATE	11/24/12	20	0	4	.000	0	0	.000	1	2	.500	1	5	6	3.5	5	1	0	3	0	0	1	0.5	
at UC Santa Barbara	11-28-01	18	0	0	.000	0	0	.000	0	0	.000	1	4	5	4.0	1	0	0	0	0	0	0	0.3	
at Utah State	12/1/01	22	0	2	.000	0	0	.000	0	0	.000	1	2	3	3.8	2	0	0	1	1	0	0	0.3	
WEBER STATE WILDCATS	12-05-01	5	0	0	.000	0	0	.000	0	0	.000	1	0	1	3.2	1	0	0	0	0	0	0	0.2	
CREIGHTON	12/8/01	11	1	2	.500	0	0	.000	0	0	.000	1	1	2	3.0	4	0	0	1	0	0	2	0.5	
FORT LEWIS COLLEGE	12/12/01	11	2	3	.667	0	0	.000	1	1	1.000	1	2	3	3.0	3	0	2	1	0	0	5	1.1	
IDAHO	12/15/01	8	1	1	1.000	0	0	.000	0	0	.000	0	1	1	2.8	0	0	0	0	0	0	2	1.3	
Totals		0	98	4	12	.333	0	0	.000	2	3	.667	7	15	22	2.8	17	1	2	6	1	0	10	1.3

**JESSE PINEGAR / 6-9 • 220 • redshirt freshman • forward**

**CAPSULE:** Pinegar redshirted last year after coming to BYU as one of the Cougars' top recruits and the first of BYU's top-20 recruiting class to commit to the Cougars ... He was rated the top center in the West as a junior and sat out his senior year of high school after shoulder surgery ... An extremely skilled offensive player, he was expected to play a strong role for BYU this season but again injured his left (non dominant) shoulder in June ... He played for the first time last week, appearing in both games in a limited role ... He had not been able to practice since June ... His latest surgery should completely repair the injury but he still has some pain ... He is a mobile, athletic player, he can play several positions and has excellent range beyond the three-point line ... He is an outstanding passer and a very skilled young offensive post player ... He made significant strides in the weight room this past season before the injury .... He has the tools to play a significant role once healthy but is not in condition to compete at this point.

Redshirt Freshman Jesse Pinegar played in his first two games this week. It was his first action since his junior year of high school. He sat out his senior year after shoulder surgery and then redshirted last season at BYU. He injured his shoulder again this summer and had surgery in June. He played seven minutes with 1 rebound and 1 assist vs. Fort Lewis in his first career appearance.



**CAREER HIGHS:**

POINTS: --  
 FG MADE: --  
 FG ATT: 2 vs. Fort Lewis  
 FG%: --  
 3FG MADE: --  
 3FG ATT: --  
 3FG%: --  
 FT MADE: --  
 FT ATT: --  
 FT %: --  
 REB: 1 (twice)  
 ASSISTS: 1 at Fort Lewis  
 STEALS: 2 vs. Idaho  
 BLOCKS: --  
 MINUTES: 7 vs. Fort Lewis

**Jesse Pinegar – 2001-02 Game-by-Game**

Opponent	Date	GS	Min	TOTAL			3-PTS			FT	FTA	REBOUNDS				PF	FO	A	TO	Bl	kStl	Pts	Avg
				FG	FGA	Pct	3PG	FGA	Pct			Pct	Off	Def	Tot								
FORT LEWIS COLLEGE	12/12/01	7	0	2	.000	0	0	.000	0	0	.000	0	1	1	1.0	1	0	1	1	0	0	0	0.0
IDAHO	12/15/01	5	0	1	.000	0	0	.000	0	0	.000	0	1	1	1.0	0	0	0	1	0	2	0	0.0
Totals		0	12	0	3	.000	0	0	.000	0	0	.000	0	2	2	1.0	1	0	1	2	0	2	0.0

**DAN HOWARD / 7-0 • 225 • sophomore • center**

**CAPSULE:** Howard played in 14 games last year in limited action ... The tallest player on the roster, he has a nice touch for a big man ... He entered the year having made 8-of-11 field goal attempts as a Cougar ... A hard worker, he has a knack for the ball and could be a factor in inside this year, especially with the Cougars' losses in the post ... He has not had the opportunity to play a lot of consistent minutes (he played a career-best 12 minutes at San Francisco last year) since last playing for his high school team in 1996.

Howard started the season-opener at USD, the first start of his career. He played seven minutes, with one rebound. He has appeared in six games overall, playing 6.7 minutes per game. He had 4 points and 5 boards vs. Fort Lewis and had 3 rebounds and 2 blocks vs. Idaho last week. He played a career-high 13 minutes in each game last week. Last year he played 12 minutes at San Francisco. He is a career 10-14 from the floor in his two seasons, including 2-3 this year.



**Dan Howard – 2001-02 Game-by-Game**

Opponent	Date	GS	Min	TOTAL		3-PTS		FT	FTA	REBOUNDS			PF	FO	A	TO	Bl	St	l	Pts	Avg	
				FG	FGA	Pct	3FG			3FGA	Pct	Pct										Off
at University of San Diego	11-17-01	*	7	0	0	.000	0	0	.000	0	0	.000	0	1	1	1.0	1	0	0	0	0	0.0
at Utah State	12/1/01		2	0	0	.000	0	0	.000	0	0	.000	0	0	0	0.5	1	0	0	0	0.0	
WEBER STATE WILDCATS	12-05-01		4	0	0	.000	0	0	.000	0	0	.000	1	0	1	0.7	2	0	0	1	0	0.0
CREIGHTON	12/8/01		1	0	0	.000	0	0	.000	0	0	.000	0	0	0	0.5	1	0	0	0	0.0	
FORT LEWIS COLLEGE	12/12/01		13	2	2	1.000	0	0	.000	0	0	.000	2	3	5	1.4	1	0	0	1	0	4
IDAHO	12/15/01		13	0	1	.000	0	0	.000	0	0	.000	1	2	3	1.7	0	0	0	1	2	0
<b>Totals</b>			<b>1</b>	<b>40</b>	<b>2</b>	<b>3</b>	<b>.667</b>	<b>0</b>	<b>0</b>	<b>.000</b>	<b>0</b>	<b>.000</b>	<b>4</b>	<b>6</b>	<b>10</b>	<b>1.7</b>	<b>6</b>	<b>0</b>	<b>0</b>	<b>2</b>	<b>4</b>	<b>0</b>

**CAREER HIGHS:**

POINTS: 6 vs. UC Riverside  
 FG MADE: 3 vs. UC Riverside  
 FG ATT: 3 vs. UC Riverside  
 FG%: 1.000 (3-3) vs. UC Riverside  
 3FG MADE: --  
 3FG ATT: --  
 3FG%: --  
 FT MADE: 2 at San Francisco  
 FT ATT: 2 (twice)  
 FT %: 1.000 (2-2) at San Francisco  
 REB: 5 (twice)  
 ASSISTS: --  
 STEALS: --  
 BLOCKS: 2 vs. Idaho  
 MINUTES: 13 (twice)

**JON CARLISLE / 6-10 • 260 • sophomore • center**

**CAPSULE:** Carlisle is from Salt Lake City and last played on Utah's Final Four team in 1998 as the primary backup to current Cleveland Cavaliers center Michael Doleac. He averaging 2.4 points and 2.1 rebounds in 10.3 minutes per game. He averaged 17.3 points and 10.3 rebounds at Brighton High School in 1997 and was one of three players, including new Cougar teammate Jake Shoff (who is redshirting due to transfer rules), to earn Region 4 Tri-Player of the Year honors. He continues to work to get back into playing shape, having already taken off 40 pounds since returning from his mission. He is a talented post player who has the tools to be a strong contributor once he is in condition to play.

Carlisle has played in three games. He scored a season-high 6 points in seven minutes vs. Fort Lewis. He played six minutes vs. Idaho.



**Jon Carlisle – 2001-02 Game-by-Game**

Opponent	Date	GS	Min	TOTAL		3-PTS		FT	FTA	REBOUNDS			PF	FO	A	TO	Bl	St	l	Pts	Avg	
				FG	FGA	Pct	3FG			3FGA	Pct	Pct										Off
WEBER STATE WILDCATS	12-05-01		3	0	0	.000	0	0	.000	0	0	.000	0	2	2	2.0	1	0	0	0	0	0.0
FORT LEWIS COLLEGE	12/12/01		7	3	4	.750	0	0	.000	0	0	.000	1	2	3	2.5	1	0	0	0	2	6
IDAHO	12/15/01		6	0	1	.000	0	0	.000	0	0	.000	1	0	1	2.0	1	0	0	0	0	2.0
<b>Totals</b>			<b>0</b>	<b>16</b>	<b>3</b>	<b>5</b>	<b>.600</b>	<b>0</b>	<b>0</b>	<b>.000</b>	<b>0</b>	<b>.000</b>	<b>2</b>	<b>4</b>	<b>6</b>	<b>2.0</b>	<b>3</b>	<b>0</b>	<b>0</b>	<b>0</b>	<b>2</b>	<b>0</b>


**BYU CAREER HIGHS:**

POINTS: 6 vs. Fort Lewis  
 FG MADE: 3 vs. Fort Lewis  
 FG ATT: 4 vs. Fort Lewis  
 FG%: .750 (3-4) vs. Fort Lewis  
 3FG MADE: --  
 3FG ATT: --  
 3FG%: --  
 FT MADE: --  
 FT ATT: --  
 FT %: --  
 REB: 3 vs. Fort Lewis  
 ASSISTS: --  
 STEALS: --  
 BLOCKS: 2 vs. Fort Lewis  
 MINUTES: 7 vs. Fort Lewis

**JACOB CHRISMAN / 6-8 • 225 • sophomore • forward**

**CAPSULE:** A two-sport athlete, Chrisman is also a pitcher on the BYU baseball team ... He announced last spring that he will redshirt basketball this year to play a full season of baseball, but could still try to play both sports this season ... He started practicing with the basketball team in November after the completion of fall baseball workouts ... He could be a significant contributor if he does play basketball ... He is extremely mobile and a strong rebounder ... He is an athletic low post player who can score in multiple ways ... He has developed a nice perimeter game ... A hard worker, he has a knack for the game and finds a way to make plays both on offense and defense ... A slasher-type player who has a nice shooting touch, he could play both the three and four positions for the Cougars.

He is yet to play this year while working out. He could still redshirt the basketball season.



**CAREER HIGHS:**

POINTS: 15 vs. Elon College  
 FG MADE: 5 vs. Elon College  
 FG ATT: 6 (twice)  
 FG%: 1.000 (5-5) vs. Elon  
 3FG MADE: --  
 3FG ATT: 1 (twice)  
 3FG%: --  
 FT MADE: 5 vs. Elon College  
 FT ATT: 6 vs. Elon College  
 FT %: .833 (5-6) vs. Elon  
 REB: 8 vs. San Diego State  
 ASSISTS: 3 vs. CSU  
 STEALS: 1 (five times)  
 BLOCKS: 1 (three times)  
 MINUTES: 23 vs. UCSB


**Jacob Chrisman – 2001-02 Game-by-Game**

Opponent	Date	GS	Min	TOTAL		3-PTS		Pct	FT	FTA	REBOUNDS			Avg	PF	FO	A	TO	Bl	kStl	Pts	Avg
				FG	FGA	Pct	3PG				FGA	Pct	Off									

**JIMMY BALDERSON / 6-6 • 200 • freshman • guard**

**CAPSULE:** Balderson is a 6-foot-6 combo guard who averaged 34 points, 9.2 rebounds and 6.8 assists while leading Magrath High School in Alberta, Canada to a 32-3 record this past season ... He has excellent range from the three-point line and has good size ... He shot 54 percent from the floor and 91 percent from the free throw line at Magrath High ... A skilled young player, he could factor in on perimeter this year ... He plans to leave in the spring on a two-year mission for the Church of Jesus Christ of Latter-day Saints.

Balderson has played in six games and averages 10.3 minutes. He scored a career-high 19 points to lead all BYU scorers against Fort Lewis. He played a team-high 22 minutes, going 8-10 from the floor. He also recorded career highs with 7 rebounds and 3 steals, sharing team-high honors in both categories. He has been able to score when he has gotten the playing time. He has played double-digit minutes in three games, averaging 15 minutes and 9.3 points. In the other three games he has averaged 5.6 minutes and 1.3 points. He could get some opportunities to play the point with Opunui out with an injury.



**CAREER HIGHS:**

POINTS: 19 vs. Fort Lewis  
 FG MADE: 8 vs. Fort Lewis  
 FG ATT: 10 vs. Fort Lewis  
 FG%: .800 (8-10) vs. Fort Lewis  
 3FG MADE: 1 (twice)  
 3FG ATT: 3 vs. Fort Lewis  
 3FG%: .500 (12) vs. Idaho  
 FT MADE: 2 (twice)  
 FT ATT: 4 vs. Fort Lewis  
 FT %: 1.000 (2-2) vs. Weber St.  
 REB: 7 vs. Fort Lewis  
 ASSISTS: 2 vs. Weber St.  
 STEALS: 3 vs. Fort Lewis  
 BLOCKS: --  
 MINUTES: 22 vs. Fort Lewis

**Jimmy Balderson – 2001-02 Game-by-Game**

Opponent	Date	GS	Min	TOTAL		3-PTS		Pct	FT	FTA	REBOUNDS			Avg	PF	FO	A	TO	Bl	kStl	Pts	Avg			
				FG	FGA	Pct	3PG				FGA	Pct	Off										Def	Tot	
at University of San Diego	11-17-01	10	1	2	.500	0	0	.000	1	2	.500	1	4	5	5.0	2	0	0	2	0	1	3	3.0		
at UC Santa Barbara	11-28-01	1	0	0	.000	0	0	.000	0	0	.000	0	0	0	2.5	0	0	1	0	0	0	0	1.5		
at Utah State	12/1/01	9	0	2	.000	0	2	.000	1	2	.500	0	0	0	1.7	0	0	0	0	0	0	1	1.3		
WEBER STATE WILDCATS	12-05-01	13	2	4	.500	0	1	.000	2	2	1.000	1	1	2	1.8	1	0	2	2	0	1	6	2.5		
FORT LEWIS COLLEGE	12/12/01	22	8	10	.800	1	3	.333	2	4	.500	1	6	7	2.8	1	0	0	2	0	3	19	5.8		
IDAHO	12/15/01	7	1	2	.500	1	2	.500	0	0	.000	0	1	1	2.5	0	0	0	0	0	0	3	5.3		
<b>Totals</b>			0	62	12	20	.600	2	8	.250	6	10	.600	3	12	15	2.5	4	0	3	6	0	5	32	5.3

**SHAWN OPUNUI / 5-11 • 170 • freshman • point guard**

**CAPSULE:** Opunui averaged 21.7 points and 6.1 assists as an all-state point guard at Orem High School in 1999 before leaving for an LDS Church mission ... A strong offensive player and solid defender, Opunui shot nearly 91 percent from the free throw line, third best in state history, and 40 percent on three-point attempts ... His 401 assists put him on the state's top-10 all-time list ... He is an athletic point guard who has excellent open court passing skills and is an outstanding three-point shooter ... His ability to break defenses down with the dribble should create offensive opportunities for his teammates ... He loves pushing the ball up the floor as a true point guard with great court vision ... A super passer and great penetrator, Opunui should have the opportunity to play with the loss to graduation of all-MWC guards Trent Whiting and Terrell Lyday and loss to injury of Michael Vranes.

It is anticipated Opunui will be out for at least six weeks after reinjuring his left thumb Saturday vs. Idaho (torn ligaments). He originally suffered ligament damage in his thumb while playing three minutes at Utah State on Dec. 1. The freshman guard will wear a hard cast for the next four weeks and then a removable splint for two weeks. He had played in four games. His only significant playing time was against Fort Lewis when he played 20 minutes. It was his first action in three games after injuring his thumb at Utah State. He dished out a career-best 10 assists and had career highs with six points, four rebounds and three steals in 20 minutes vs. Fort Lewis. He had six assists in the first half in only seven minutes.



**CAREER HIGHS:**

POINTS: 6 vs. Fort Lewis  
 FG MADE: 2 vs. Fort Lewis  
 FG ATT: 3 vs. Fort Lewis  
 FG%: .667 (2-3) vs. Fort Lewis  
 3FG MADE: 1 vs. Fort Lewis  
 3FG ATT: 2 vs. Fort Lewis  
 3FG%: .500 (1-2) vs. Fort Lewis  
 FT MADE: 1 vs. Fort Lewis  
 FT ATT: 3 vs. Fort Lewis  
 FT %: .333 (1-3) vs. Fort Lewis  
 REB: 4 vs. Fort Lewis  
 ASSISTS: 10 vs. Fort Lewis  
 STEALS: 3 vs. Fort Lewis  
 BLOCKS: --  
 MINUTES: 20 vs. Fort Lewis

**Shawn Opunui – 2001-02 Game-by-Game**

Opponent	Date	GS	Min	TOTAL			3-PTS			FT	FTA	REBOUNDS				PF	FO	A	TO	Bl	kStl	Pts	Avg	
				FG	FGA	Pct	3PG	FGA	Pct			Off	Def	Tot	Avg									
at University of San Diego	11-17-01	1	0	0	.000	0	0	.000	0	0	.000	0	0	0	0.0	0	0	0	1	0	0	0	0.0	
at Utah State	12/1/01	3	0	0	.000	0	0	.000	0	0	.000	0	0	0	0.0	0	0	1	0	0	0	0.0		
FORT LEWIS COLLEGE	12/12/01	20	2	3	.667	1	2	.500	1	3	.333	0	4	4	1.3	1	0	10	2	0	3	6	2.0	
IDAHO	12/15/01	2	0	0	.000	0	0	.000	0	0	.000	0	0	0	1.0	1	0	0	1	0	0	0	1.5	
Totals		0	26	2	3	.667	1	2	.500	1	3	.333	0	4	4	1.0	2	0	11	4	0	3	6	1.5

**TERRY NASHIF / 5-10 • 165 • freshman • guard**

**CAPSULE:** Nashif is a freshman who served a mission for the Church of Jesus Christ of Latter-day Saints after his senior year in 1999 at Evergreen High School in Vancouver, Wash. ... A smart player who can put down the three-pointer, he knows how to run a team and is an excellent distributor of the ball ... He could factor in at the point.

Nashif could see more playing time with the loss of Shawn Opunui. He has played in four games. His only real significant time was against Fort Lewis, when he played 10 minutes and had 2 points and 3 assists. He played five minutes vs. Idaho with one assist. He is averaging 4.3 minutes.



**CAREER HIGHS:**

POINTS: 2 vs. Fort Lewis  
 FG MADE: 1 vs. Fort Lewis  
 FG ATT: 1 vs. Fort Lewis  
 FG%: 1.000 (1-1) vs. Fort Lewis  
 3FG MADE: --  
 3FG ATT: --  
 3FG%: --  
 FT MADE: --  
 FT ATT: --  
 FT %: --  
 REB: 2 vs. Fort Lewis  
 ASSISTS: 3 vs. Fort Lewis  
 STEALS: --  
 BLOCKS: --  
 MINUTES: 10 vs. Fort Lewis

**Terry Nashif – 2001-02 Game-by-Game**

Opponent	Date	GS	Min	TOTAL			3-PTS			FT	FTA	REBOUNDS				PF	FO	A	TO	Bl	kStl	Pts	Avg	
				FG	FGA	Pct	3PG	FGA	Pct			Off	Def	Tot	Avg									
at University of San Diego	11-17-01	1	0	0	.000	0	0	.000	0	0	.000	0	0	0	0.0	0	0	0	0	0	0	0	0.0	
WEBER STATE WILDCATS	12-05-01	1	0	0	.000	0	0	.000	0	0	.000	0	0	0	0.0	1	0	0	1	0	0	0	0.0	
FORT LEWIS COLLEGE	12/12/01	10	1	1	1.000	0	0	.000	0	0	.000	0	2	2	0.7	2	0	3	1	0	0	2	0.7	
IDAHO	12/15/01	5	0	0	.000	0	0	.000	0	0	.000	0	0	0	0.5	0	0	1	1	0	0	0	0.5	
Totals		0	17	1	1	1.000	0	0	.000	0	0	.000	0	2	2	0.5	3	0	4	3	0	0	2	0.5



**STEVE CLEVELAND / head coach**

Steve Cleveland enters his fifth season at the helm of the Cougars in 2001-02. In his four seasons at BYU, Cleveland has proven to be a first-rate recruiter, an excellent coach and player developer,

and above all, a winner.

Last year Cleveland guiding BYU to its first NCAA tournament bid since 1995, its first conference regular season title since 1993 and its first conference tournament championship since 1992. While rebuilding a program that finished 1-25 before his arrival, he has improved the Cougars each season, posting records of 9-21, 12-16, 22-11 and 24-9. The Cougars also improved upon an NIT season in 1999-2000 to earn an NCAA berth last year.

The past two seasons both rank among of the school's best year's ever in terms of wins dating back to the Cougars first season in 1902. In fact, only five BYU teams have ever recorded more wins than last year's 24-9 team and only seven have improved upon the 22-11 record in 1999-2000.

The Cougars have improved their conference record each year under Cleveland (4-10 first year; 6-8 second year; 7-7 third year, 10-4 last year). The Cougars are an impressive 29-2 at home the past two years and have improved on the road with 17 away/neutral wins the past two seasons. BYU was a perfect 15-0 in the Marriott Center last year.

Cleveland's teams have come on strong at the end of each season. Last year BYU won five straight games on the road to secure a share of the MWC regular season title and earn the automatic NCAA bid by claiming the MWC Tournament in Las Vegas. The Cougars won six of their last eight games the prior season, including two MWC tournament wins and two NIT victories. In Cleveland's first year, BYU completed a rare sweep of New Mexico and UTEP on the road to earn a WAC tournament berth. The road sweep of New Mexico and UTEP was the first for BYU since 1990-91 and the 83-62 upset of No.15-ranked New Mexico in the Pit ended the Lobos' 41-game home winning streak. In Cleveland's second season the Cougars had a blowout win over UTEP before a 90-74 conference tournament upset

victory over TCU to achieve BYU's first conference tournament win since 1994.

Cleveland has improved BYU each year in post season as well. After guided his team to the 2000 Mountain West Conference Tournament finals and the quarterfinals of the NIT in 2000, last year he coached the Cougars to the 2001 MWC Tournament Championship and an NCAA berth.

As a recruiter, Cleveland has made a similar impact on BYU's program. Cleveland recruits have proven they are not only committed to Cleveland's vision but also are the kind of players to help make that vision a reality in Provo. Cleveland and his staff have been able to attract top talent from Utah and beyond. BYU has had one of the conference's top players in each of his four seasons. Last year Trent Whiting transferred from Utah even though he had to give up a year of eligibility. He was named to the MWC Newcomer Team and earned All-MWC Second Team honors while averaging 14.2 points. In 1999-2000, Terrell Lyday was the MWC Newcomer of the Year and was fourth in the league in scoring with a BYU-best 17.1 ppg. He followed in the footsteps of Mark Bigelow, who led the Cougars in scoring (15.0) and rebounding (6.3) while being named the Western Athletic Conference Pacific Division Freshman of the Year and second-team All-WAC in 1998-99 before departing for a two-year LDS Church mission. Ron Selleaze transferred to BYU in Cleveland's first season and earned WAC

Newcomer of the Year and second-team all-conference honors.

He signed a multi-year contract extension in October. Before taking the helm at BYU on March 11, 1997, Cleveland compiled a 157-77 record at Fresno City College in Fresno, Calif. Cleveland was named coach of the year two times while at FCC and led the Rams to post-season playoffs in each of his seven seasons in Fresno. Cleveland coached 10 years at Fresno's Clovis West High School, compiling a 180-70 record.

**PLAYING CAREER**

Cleveland played college basketball at UC Irvine and was the Anteaters' MVP and leading scorer his senior season in 1975-76. Prior to attending UC Irvine, Cleveland was Fresno City College's Most Outstanding Player in 1973-74. Cleveland received a B.A. degree in social science from UC Irvine in 1976, and received a Master's in education administration from Fresno Pacific in 1979.

**PERSONAL**

Cleveland, 49, was born in the Los Angeles area and spent most of his life in Fresno, Calif. He served an LDS Church mission to England from 1971-73. Cleveland was the first head basketball or football coach at BYU to have served a church mission. Cleveland and his wife Kip have three children: sons Casey (23) and Skyler (20) and daughter Katie (11).

**STEVE CLEVELAND / college coaching ledger**

Brigham Young University							
Year	W	L	Pct.	Conference	Conf. Tourney	Ntl Tourney	
2001-2002	6	2	.750				
2000-2001	24	9	.727	10-4 (T-1st)	3-0	0-1 NCAA	
1999-2000	22	11	.667	7-7 (sixth MWC)	2-1	2-1 NIT	
1998-1999	12	16	.429	6-8 (fifth WAC)	1-1		
1997-1998	9	21	.300	4-10 (sixth WAC)	0-1		
<b>Totals</b>	<b>73</b>	<b>59</b>	<b>.553</b>	<b>27-29 (.482)</b>	<b>6-3 (.667)</b>	<b>2-2 (.500)</b>	

Fresno City College							
Year	W	L	Pct.	Conference	N. Cal	Final 8	
1996-97	31	4	.886	13-1 (first)	3-0	1-1	
1995-96	22	10	.688	9-5 (second)	1-1		
1994-95	26	11	.703	9-5 (fourth)	3-0	0-1	
1993-94	18	13	.581	7-5 (fourth)	0-1		
1992-93	17	15	.531	5-7 (fourth)	1-1		
1991-92	24	10	.706	8-4 (second)	0-1		
1990-91	19	14	.576	4-8 (fifth)	0-1		
<b>Totals</b>	<b>157</b>	<b>77</b>	<b>.671</b>	<b>55-35 (.611)</b>	<b>8-5 (.615)</b>	<b>1-2 (.333)</b>	



All Games

RECORD:	OVERALL	HOME	AWAY	NEUTRAL
ALL GAMES.....	(6-2)	(5-0)	(1-2)	(0-0)
CONFERENCE.....	(0-0)	(0-0)	(0-0)	(0-0)
NON-CONFERENCE.....	(6-2)	(5-0)	(1-2)	(0-0)

#	Player	GP-GS	Min	Avg	---TOTAL---		---3-PTS---		FT-FTA	Pct	---REBOUNDS---				PF	FO	A	TO	Blk	Stl	Pts	Avg
					FG-FGA	Pct	3FG-FGA	Pct			Off	Def	Tot	Avg								
03	BIGELOW, Mark.....	8-8	231	28.9	40-87	.460	20-42	.476	40-43	.930	6	18	24	3.0	23	2	15	20	6	6	140	17.5
02	HANSEN, Travis.....	8-8	251	31.4	42-88	.477	11-24	.458	35-47	.745	14	46	60	7.5	26	0	9	19	4	1	130	16.3
20	BOBIK, Daniel.....	8-0	182	22.8	24-53	.453	13-28	.464	15-17	.882	4	25	29	3.6	17	0	12	13	2	8	76	9.5
25	NIELSEN, Eric.....	8-8	245	30.6	30-53	.566	1-2	.500	12-17	.706	11	31	42	5.3	20	0	8	17	0	3	73	9.1
52	JENSEN, Jared.....	8-7	156	19.5	24-34	.706	0-0	.000	15-18	.833	3	21	24	3.0	19	1	3	5	4	2	63	7.9
31	MONTAGUE, Matt.....	8-8	289	36.1	14-39	.359	1-12	.083	17-20	.850	4	22	26	3.3	14	0	61	22	0	10	46	5.8
22	BALDERSON, Jimmy.....	6-0	62	10.3	12-20	.600	2-8	.250	6-10	.600	3	12	15	2.5	4	0	3	6	0	5	32	5.3
42	CARLSLE, Jon.....	3-0	16	5.3	3-5	.600	0-0	.000	0-0	.000	2	4	6	2.0	3	0	0	0	2	0	6	2.0
12	OPUNUI, Shawn.....	4-0	26	6.5	2-3	.667	1-2	.500	1-3	.333	0	4	4	1.0	2	0	11	4	0	3	6	1.5
32	JEPSEN, Bart.....	8-0	98	12.3	4-12	.333	0-0	.000	2-3	.667	7	15	22	2.8	17	1	2	6	1	0	10	1.3
40	HOWARD, Dan.....	6-1	40	6.7	2-3	.667	0-0	.000	0-0	.000	4	6	10	1.7	6	0	0	2	4	0	4	0.7
10	NASHIF, Terry.....	4-0	17	4.3	1-1	1.000	0-0	.000	0-0	.000	0	2	2	0.5	3	0	4	3	0	0	2	0.5
04	PINEGAR, Jesse.....	2-0	12	6.0	0-3	.000	0-0	.000	0-0	.000	0	2	2	1.0	1	0	1	2	0	2	0	0.0
TEAM.....											12	9	21				0					
Total.....		8	1625		198-401	.494	49-118	.415	143-178	.803	70	217	287	35.9	155	4	129	119	23	40	588	73.5
Opponents.....		8	1625		164-426	.385	35-124	.282	124-176	.705	75	155	230	28.8	158	-	100	93	13	56	487	60.9

Team Statistics - All games

TEAM STATISTICS	BYU	OPP		
SCORING.....	588	487		
Points per game.....	73.5	60.9		
Scoring margin.....	+12.6	-		
FIELD GOALS-ATT.....	198-401	164-426		
Field goal pct.....	.494	.385		
3 POINT FG-ATT.....	49-118	35-124		
3-point FG pct.....	.415	.282		
3-pt FG made per game..	6.1	4.4		
FREE THROWS-ATT.....	143-178	124-176		
Free throw pct.....	.803	.705		
REBOUNDS.....	287	230		
Rebounds per game.....	35.9	28.8		
Reboundng margn.....	+7.1	-		
ASSISTS.....	129	100		
Assists per game.....	16.1	12.5		
TURNOVERS.....	119	93		
Turnovers per game....	14.9	11.6		
Turnover margin.....	-3.2	-		
Assist/turnover ratio..	1.1	1.1		
STEALS.....	40	56		
Steals per game.....	5.0	7.0		
BLOCKS.....	23	13		
Blocks per game.....	2.9	1.6		
WINNING STREAK.....	4	-		
Home win streak.....	5	-		
ATTENDANCE.....	27132	16193		
Home games-Avg/Game....	5-5426	3-5398		
Neutral site-Avg/Game..	-	0-0		
SCORE BY PERIODS:	1st	2nd	OT	Total
BRIGHAM YOUNG Cougars.....	286	296	6	588
Opponents.....	207	265	15	487

Home Games

RECORD:	OVERALL	HOME	AWAY	NEUTRAL
ALL GAMES.....	(5-0)	(5-0)	(0-0)	(0-0)
CONFERENCE.....	(0-0)	(0-0)	(0-0)	(0-0)
NON-CONFERENCE.....	(5-0)	(5-0)	(0-0)	(0-0)

##	Player	GP-GS	Min--Avg	---TOTAL---		---3-PTS---		FT-FTA	Pct	---REBOUNDS---				PF	FO	A	TO	Blk	Stl	Pts	Avg
				FG-FGA	Pct	3FG-FGA	Pct			Off	Def	Tot	Avg								
03	BIGELOW, Mark.....	5-5	146 29.2	27-52	.519	12-26	.462	29-31	.935	4	11	15	3.0	12	0	10	11	3	4	95	19.0
02	HANSEN, Travis.....	5-5	140 28.0	22-46	.478	6-14	.429	19-24	.792	9	28	37	7.4	15	0	5	14	2	0	69	13.8
25	NI ELSEN, Eric.....	5-5	153 30.6	21-34	.618	1-1	1.000	5-10	.500	7	20	27	5.4	10	0	7	9	0	2	48	9.6
20	BOBIK, Daniel.....	5-0	107 21.4	14-27	.519	8-15	.533	11-13	.846	1	15	16	3.2	7	0	7	5	2	4	47	9.4
22	BALDERSON, Jimmy.....	3-0	42 14.0	11-16	.688	2-6	.333	4-6	.667	2	8	10	3.3	2	0	2	4	0	4	28	9.3
52	JENSEN, Jared.....	5-5	89 17.8	16-25	.640	0-0	.000	7-8	.875	1	18	19	3.8	9	0	3	2	4	1	39	7.8
31	MONTAGUE, Matt.....	5-5	171 34.2	7-22	.318	1-10	.100	10-10	1.000	3	15	18	3.6	5	0	37	15	0	6	25	5.0
12	OPUNUI, Shawn.....	2-0	22 11.0	2-3	.667	1-2	.500	1-3	.333	0	4	4	2.0	2	0	10	3	0	3	6	3.0
42	CARLSLE, Jon.....	3-0	16 5.3	3-5	.600	0-0	.000	0-0	.000	2	4	6	2.0	3	0	0	0	2	0	6	2.0
32	JEPSEN, Bart.....	5-0	55 11.0	4-10	.400	0-0	.000	2-3	.667	4	9	13	2.6	13	1	2	5	0	0	10	2.0
40	HOWARD, Dan.....	4-0	31 7.8	2-3	.667	0-0	.000	0-0	.000	4	5	9	2.3	4	0	0	1	4	0	4	1.0
10	NASHIF, Terry.....	3-0	16 5.3	1-1	1.000	0-0	.000	0-0	.000	0	2	2	0.7	3	0	4	3	0	0	2	0.7
04	PINEGAR, Jesse.....	2-0	12 6.0	0-3	.000	0-0	.000	0-0	.000	0	2	2	1.0	1	0	1	2	0	2	0	0.0
TEAM.....										8	5	13	3.3	0		0					
Total.....		5	1000	130-247	.526	31-74	.419	88-108	.815	45	146	191	38.2	86	1	88	74	17	26	379	75.8
Opponents.....		5	1000	98-266	.368	22-78	.282	52-83	.627	42	87	129	25.8	98	-	49	64	7	36	270	54.0

SCORE BY PERIODS:	1st	2nd	Total
BRI GHAM YOUNG Cougars.....	188	191	379
Opponents.....	121	149	270

DEADBALL REBOUNDS:	OFF	DEF	TOTAL
BRI GHAM YOUNG Cougars.....	6	0	6
Opponents.....	11	1	12

Away/Neutral Games

RECORD:	OVERALL	HOME	AWAY	NEUTRAL
ALL GAMES.....	(1-2)	(0-0)	(1-2)	(0-0)
CONFERENCE.....	(0-0)	(0-0)	(0-0)	(0-0)
NON-CONFERENCE.....	(1-2)	(0-0)	(1-2)	(0-0)

##	Player	GP-GS	Min--Avg	---TOTAL---		---3-PTS---		FT-FTA	Pct	---REBOUNDS---				PF	FO	A	TO	Blk	Stl	Pts	Avg
				FG-FGA	Pct	3FG-FGA	Pct			Off	Def	Tot	Avg								
02	HANSEN, Travis.....	3-3	111 37.0	20-42	.476	5-10	.500	16-23	.696	5	18	23	7.7	11	0	4	5	2	1	61	20.3
03	BIGELOW, Mark.....	3-3	85 28.3	13-35	.371	8-16	.500	11-12	.917	2	7	9	3.0	11	2	5	9	3	2	45	15.0
20	BOBIK, Daniel.....	3-0	75 25.0	10-26	.385	5-13	.385	4-4	1.000	3	10	13	4.3	10	0	5	8	0	4	29	9.7
25	NI ELSEN, Eric.....	3-3	92 30.7	9-19	.474	0-1	.000	7-7	1.000	4	11	15	5.0	10	0	1	8	0	1	25	8.3
52	JENSEN, Jared.....	3-2	67 22.3	8-9	.889	0-0	.000	8-10	.800	2	3	5	1.7	10	1	0	3	0	1	24	8.0
31	MONTAGUE, Matt.....	3-3	118 39.3	7-17	.412	0-2	.000	7-10	.700	1	7	8	2.7	9	0	24	7	0	4	21	7.0
22	BALDERSON, Jimmy.....	3-0	20 6.7	1-4	.250	0-2	.000	2-4	.500	1	4	5	1.7	2	0	1	2	0	1	4	1.3
40	HOWARD, Dan.....	2-1	9 4.5	0-0	.000	0-0	.000	0-0	.000	0	1	1	0.5	2	0	0	1	0	0	0	0.0
32	JEPSEN, Bart.....	3-0	43 14.3	0-2	.000	0-0	.000	0-0	.000	3	6	9	3.0	4	0	0	1	1	0	0	0.0
10	NASHIF, Terry.....	1-0	1 1.0	0-0	.000	0-0	.000	0-0	.000	0	0	0	0.0	0	0	0	0	0	0	0	0.0
12	OPUNUI, Shawn.....	2-0	4 2.0	0-0	.000	0-0	.000	0-0	.000	0	0	0	0.0	0	0	1	1	0	0	0	0.0
TEAM.....										4	4	8				0					
Total.....		3	625	68-154	.442	18-44	.409	55-70	.786	25	71	96	32.0	69	3	41	45	6	14	209	69.7
Opponents.....		3	625	66-160	.413	13-46	.283	72-93	.774	33	68	101	33.7	60	-	51	29	6	20	217	72.3

SCORE BY PERIODS:	1st	2nd	OT	Total
BRI GHAM YOUNG Cougars.....	98	105	6	209
Opponents.....	86	116	15	217

DEADBALL REBOUNDS:	OFF	DEF	TOTAL
BRI GHAM YOUNG Cougars.....	7	0	7
Opponents.....	11	0	11

Opponent	1st	2nd	Score	Mar	Total FG	FG Pct	3-Pointers	3FG Pct	Free Throws	FT Pct	Rebounds	Assist	TOver	Block	Steal	Fouls
University of San Diego.....	27/23	43/36	70-59	+11	20-44/18-52	.455/.346	3-10/ 4-17	.300/.235	27-35/19-35	.771/.543	37/31 +6	14/13	18/11	2/2	6/7	27/28
ARIZONA STATE.....	37/29	45/41	82-70	+12	25-55/26-56	.455/.464	7-17/ 4-11	.412/.364	25-31/14-20	.806/.700	42/26 +16	13/11	19/16	1/2	3/9	21/26
UC Santa Barbara.....	34/29	24/39	58-68	(10)	20-52/20-53	.385/.377	6-14/ 3-16	.429/.188	12-16/25-28	.750/.893	35/35 -	11/15	17/11	3/3	4/9	18/16
Utah State.....	37/34	38/41	81-90	(9)	28-58/28-55	.483/.509	9-20/ 6-13	.450/.462	16-19/28-30	.842/.933	24/35 (11)	16/23	10/7	1/1	4/4	24/16
WEBER STATE WILDCATS.....	43/29	22/18	65-47	+18	26-57/17-48	.456/.354	5-15/ 2-12	.333/.167	8-9 /11-20	.889/.550	37/32 +5	17/7	12/15	3/1	5/5	20/15
CREIGHTON.....	26/23	35/29	61-52	+9	19-40/19-55	.475/.345	3-7 / 4-17	.429/.235	20-25/10-16	.800/.625	36/29 +7	12/7	16/11	5/4	6/10	16/21
FORT LEWIS COLLEGE.....	50/21	51/32	101-53	+48	39-56/19-57	.696/.333	5-14/ 7-24	.357/.292	18-24/ 8-14	.750/.571	47/17 +30	26/14	16/13	3/0	8/7	16/22
IDAHO.....	32/19	38/29	70-48	+22	21-39/17-50	.538/.340	11-21/ 5-14	.524/.357	17-19/ 9-13	.895/.692	29/25 +4	20/10	11/9	5/0	4/5	13/14

Note: Game totals are displayed in the format TEAM/OPPONENT for each category

FG PERCENTAGE	FG ATT	Pct
NASHI F, Terry.....	1 1	1.000
JENSEN, Jared.....	24 34	.706
OPUNUI, Shawn.....	2 3	.667
HOWARD, Dan.....	2 3	.667
CARLI SLE, Jon.....	3 5	.600
BALDERSON, Jimmy....	12 20	.600
NI ELSESEN, Eric.....	30 53	.566
HANSEN, Travis.....	42 88	.477
BI GELOW, Mark.....	40 87	.460
BOBI K, Daniel.....	24 53	.453
MONTAGUE, Matt.....	14 39	.359
JEPSEN, Bart.....	4 12	.333

3-POINT PERCENTAGE	3FG ATT	Pct
OPUNUI, Shawn.....	1 2	.500
NI ELSESEN, Eric.....	1 2	.500
BI GELOW, Mark.....	20 42	.476
BOBI K, Daniel.....	13 28	.464
HANSEN, Travis.....	11 24	.458
BALDERSON, Jimmy....	2 8	.250
MONTAGUE, Matt.....	1 12	.083

FT PERCENTAGE	FT ATT	Pct
BI GELOW, Mark.....	40 43	.930
BOBI K, Daniel.....	15 17	.882
MONTAGUE, Matt.....	17 20	.850
JENSEN, Jared.....	15 18	.833
HANSEN, Travis.....	35 47	.745
NI ELSESEN, Eric.....	12 17	.706
JEPSEN, Bart.....	2 3	.667
BALDERSON, Jimmy....	6 10	.600
OPUNUI, Shawn.....	1 3	.333

POINTS	G	Pts	Pts/G
BI GELOW, Mark.....	8	140	17.5
HANSEN, Travis.....	8	130	16.3
BOBI K, Daniel.....	8	76	9.5
NI ELSESEN, Eric.....	8	73	9.1
JENSEN, Jared.....	8	63	7.9
MONTAGUE, Matt.....	8	46	5.8
BALDERSON, Jimmy....	6	32	5.3
JEPSEN, Bart.....	8	10	1.3
OPUNUI, Shawn.....	4	6	1.5
CARLI SLE, Jon.....	3	6	2.0
HOWARD, Dan.....	6	4	0.7
NASHI F, Terry.....	4	2	0.5

FIELD GOAL ATTEMPTS	G	Att	Att/G
HANSEN, Travis.....	8	88	11.0
BI GELOW, Mark.....	8	87	10.9
NI ELSESEN, Eric.....	8	53	6.6
BOBI K, Daniel.....	8	53	6.6
MONTAGUE, Matt.....	8	39	4.9

FIELD GOALS MADE	G	Made	Made/G
HANSEN, Travis.....	8	42	5.3
BI GELOW, Mark.....	8	40	5.0
NI ELSESEN, Eric.....	8	30	3.8
JENSEN, Jared.....	8	24	3.0
BOBI K, Daniel.....	8	24	3.0

3-POINT FG ATTEMPTS	G	Att	Att/G
BI GELOW, Mark.....	8	42	5.3
BOBI K, Daniel.....	8	28	3.5
HANSEN, Travis.....	8	24	3.0
MONTAGUE, Matt.....	8	12	1.5
BALDERSON, Jimmy....	6	8	1.3

3-POINT FGS MADE	G	Made	Made/G
BI GELOW, Mark.....	8	20	2.5
BOBI K, Daniel.....	8	13	1.6
HANSEN, Travis.....	8	11	1.4
BALDERSON, Jimmy....	6	2	0.3
MONTAGUE, Matt.....	8	1	0.1
OPUNUI, Shawn.....	4	1	0.3
NI ELSESEN, Eric.....	8	1	0.1

FREE THROW ATTEMPTS	G	Att	Att/G
HANSEN, Travis.....	8	47	5.9
BI GELOW, Mark.....	8	43	5.4
MONTAGUE, Matt.....	8	20	2.5
JENSEN, Jared.....	8	18	2.3
BOBI K, Daniel.....	8	17	2.1
NI ELSESEN, Eric.....	8	17	2.1

FREE THROWS MADE	G	Made	Made/G
HANSEN, Travis.....	8	35	4.4
BI GELOW, Mark.....	8	40	5.0
NI ELSESEN, Eric.....	8	12	1.5
JENSEN, Jared.....	8	15	1.9
BOBI K, Daniel.....	8	15	1.9
MONTAGUE, Matt.....	8	17	2.1

POINTS AVERAGE	G	Pts	Avg/G
BI GELOW, Mark.....	8	140	17.5
HANSEN, Travis.....	8	130	16.3
BOBI K, Daniel.....	8	76	9.5
NI ELSESEN, Eric.....	8	73	9.1
JENSEN, Jared.....	8	63	7.9
MONTAGUE, Matt.....	8	46	5.8
BALDERSON, Jimmy....	6	32	5.3
CARLI SLE, Jon.....	3	6	2.0
OPUNUI, Shawn.....	4	6	1.5
JEPSEN, Bart.....	8	10	1.3
HOWARD, Dan.....	6	4	0.7
NASHI F, Terry.....	4	2	0.5

REBOUNDS	G	Reb	Reb/G
HANSEN, Travis.....	8	60	7.5
NI ELSEN, Eric.....	8	42	5.3
BOBIK, Daniel.....	8	29	3.6
MONTAGUE, Matt.....	8	26	3.3
JENSEN, Jared.....	8	24	3.0
BI GELOW, Mark.....	8	24	3.0

REBOUND AVERAGE	G	Reb	Avg/G
HANSEN, Travis.....	8	60	7.5
NI ELSEN, Eric.....	8	42	5.3
BOBIK, Daniel.....	8	29	3.6
MONTAGUE, Matt.....	8	26	3.3
BI GELOW, Mark.....	8	24	3.0
JENSEN, Jared.....	8	24	3.0

OFFENSIVE REBOUNDS	G	No.	Avg/G
HANSEN, Travis.....	8	14	1.8
NI ELSEN, Eric.....	8	11	1.4
JEPSSEN, Bart.....	8	7	0.9
BI GELOW, Mark.....	8	6	0.8
BOBIK, Daniel.....	8	4	0.5
HOWARD, Dan.....	6	4	0.7
MONTAGUE, Matt.....	8	4	0.5

DEFENSIVE REBOUNDS	G	No.	Avg/G
HANSEN, Travis.....	8	46	5.8
NI ELSEN, Eric.....	8	31	3.9
BOBIK, Daniel.....	8	25	3.1
MONTAGUE, Matt.....	8	22	2.8
JENSEN, Jared.....	8	21	2.6

FOULS	G	No.	Per/G
HANSEN, Travis.....	8	26	3.3
BI GELOW, Mark.....	8	23	2.9
NI ELSEN, Eric.....	8	20	2.5
JENSEN, Jared.....	8	19	2.4
BOBIK, Daniel.....	8	17	2.1
JEPSSEN, Bart.....	8	17	2.1

FOULOUTS	G	No.
BI GELOW, Mark.....	8	2
JEPSSEN, Bart.....	8	1
JENSEN, Jared.....	8	1

ASSISTS	G	No.	A/G
MONTAGUE, Matt.....	8	61	7.6
BI GELOW, Mark.....	8	15	1.9
BOBIK, Daniel.....	8	12	1.5
OPUNUI, Shawn.....	4	11	2.8
HANSEN, Travis.....	8	9	1.1

STEALS	G	No.	S/G
MONTAGUE, Matt.....	8	10	1.3
BOBIK, Daniel.....	8	8	1.0
BI GELOW, Mark.....	8	6	0.8
BALDERSON, Jimmy.....	6	5	0.8
NI ELSEN, Eric.....	8	3	0.4
OPUNUI, Shawn.....	4	3	0.8

BLOCKED SHOTS	G	No.	Blk/G
BI GELOW, Mark.....	8	6	0.8
JENSEN, Jared.....	8	4	0.5
HANSEN, Travis.....	8	4	0.5
HOWARD, Dan.....	6	4	0.7
BOBIK, Daniel.....	8	2	0.3
CARLSLE, Jon.....	3	2	0.7

MINUTES	G	No.	Min/G
MONTAGUE, Matt.....	8	289	36.1
HANSEN, Travis.....	8	251	31.4
NI ELSEN, Eric.....	8	245	30.6
BI GELOW, Mark.....	8	231	28.9
BOBIK, Daniel.....	8	182	22.8

TURNOVERS	G	No.	TO/G
MONTAGUE, Matt.....	8	22	2.8
BI GELOW, Mark.....	8	20	2.5
HANSEN, Travis.....	8	19	2.4
NI ELSEN, Eric.....	8	17	2.1
BOBIK, Daniel.....	8	13	1.6

BYU Cougars - TEAM GAME HIGHS

POINTS	101	vs Fort Lewis College (12/12/01)
	82	vs Arizona State (11/24/12)
	81	at Utah State (12/1/01)
	70	vs Idaho (12/15/01)
	70	at University of San Diego (11-17-01)
FIELD GOALS MADE	39	vs Fort Lewis College (12/12/01)
	28	at Utah State (12/1/01)
FIELD GOAL ATTEMPTS	58	at Utah State (12/1/01)
	57	vs Weber State Wildcats (12-05-01)
FIELD GOAL PERCENTAGE	.696 (39-56)	vs Fort Lewis College (12/12/01)
	.538 (21-39)	vs Idaho (12/15/01)
3 PT FIELD GOALS MADE	11	vs Idaho (12/15/01)
	9	at Utah State (12/1/01)
3 PT FG ATTEMPTS	21	vs Idaho (12/15/01)
	20	at Utah State (12/1/01)
3 PT FG PERCENTAGE	.524 (11-21)	vs Idaho (12/15/01)
	.450 (9-20)	at Utah State (12/1/01)
FREE THROWS MADE	27	at University of San Diego (11-17-01)
	25	vs Arizona State (11/24/12)
FREE THROW ATTEMPTS	35	at University of San Diego (11-17-01)
	31	vs Arizona State (11/24/12)
FREE THROW PERCENTAGE	.895 (17-19)	vs Idaho (12/15/01)
	.889 (8-9)	vs Weber State Wildcats (12-05-01)
REBOUNDS	47	vs Fort Lewis College (12/12/01)
	42	vs Arizona State (11/24/12)
ASSISTS	26	vs Fort Lewis College (12/12/01)
	20	vs Idaho (12/15/01)
STEALS	8	vs Fort Lewis College (12/12/01)
	6	vs CREIGHTON (12/8/01)
	6	at University of San Diego (11-17-01)
BLOCKED SHOTS	5	vs Idaho (12/15/01)
	5	vs CREIGHTON (12/8/01)
TURNOVERS	19	vs Arizona State (11/24/12)
	18	at University of San Diego (11-17-01)
FOULS	27	at University of San Diego (11-17-01)
	24	at Utah State (12/1/01)

Opponent - GAME HIGHS

POINTS	90	at Utah State (12/1/01)
	70	vs Arizona State (11/24/12)
	68	at UC Santa Barbara (11-28-01)
	59	at University of San Diego (11-17-01)
	53	vs Fort Lewis College (12/12/01)
FIELD GOALS MADE	28	at Utah State (12/1/01)
	26	vs Arizona State (11/24/12)
FIELD GOAL ATTEMPTS	57	vs Fort Lewis College (12/12/01)
	56	vs Arizona State (11/24/12)
FIELD GOAL PERCENTAGE	.509 (28-55)	at Utah State (12/1/01)
	.464 (26-56)	vs Arizona State (11/24/12)
3 PT FIELD GOALS MADE	7	vs Fort Lewis College (12/12/01)
	6	at Utah State (12/1/01)
3 PT FG ATTEMPTS	24	vs Fort Lewis College (12/12/01)
	17	vs CREIGHTON (12/8/01)
	17	at University of San Diego (11-17-01)
3 PT FG PERCENTAGE	.462 (6-13)	at Utah State (12/1/01)
	.364 (4-11)	vs Arizona State (11/24/12)
FREE THROWS MADE	28	at Utah State (12/1/01)
	25	at UC Santa Barbara (11-28-01)
FREE THROW ATTEMPTS	35	at University of San Diego (11-17-01)
	30	at Utah State (12/1/01)
FREE THROW PERCENTAGE	.933 (28-30)	at Utah State (12/1/01)
	.893 (25-28)	at UC Santa Barbara (11-28-01)
REBOUNDS	35	at Utah State (12/1/01)
	35	at UC Santa Barbara (11-28-01)
ASSISTS	23	at Utah State (12/1/01)
	15	at UC Santa Barbara (11-28-01)
STEALS	10	vs CREIGHTON (12/8/01)
	9	at UC Santa Barbara (11-28-01)
	9	vs Arizona State (11/24/12)
BLOCKED SHOTS	4	vs CREIGHTON (12/8/01)
	3	at UC Santa Barbara (11-28-01)
TURNOVERS	16	vs Arizona State (11/24/12)
	15	vs Weber State Wildcats (12-05-01)
FOULS	28	at University of San Diego (11-17-01)
	26	vs Arizona State (11/24/12)

BYU Cougars - GAME LOWS

POINTS	58	at UC Santa Barbara (11-28-01)
	61	vs CREIGHTON (12/8/01)
	65	vs Weber State Wildcats (12-05-01)
	70	at University of San Diego (11-17-01)
	70	vs Idaho (12/15/01)
FIELD GOALS MADE	19	vs CREIGHTON (12/8/01)
	20	at University of San Diego (11-17-01)
	20	at UC Santa Barbara (11-28-01)
FIELD GOAL ATTEMPTS	39	vs Idaho (12/15/01)
	40	vs CREIGHTON (12/8/01)
FIELD GOAL PERCENTAGE	.385 (20-52)	at UC Santa Barbara (11-28-01)
	.455 (20-44)	at University of San Diego (11-17-01)
	.455 (25-55)	vs Arizona State (11/24/12)
3 PT FIELD GOALS MADE	3	at University of San Diego (11-17-01)
	3	vs CREIGHTON (12/8/01)
3 PT FG ATTEMPTS	7	vs CREIGHTON (12/8/01)
	10	at University of San Diego (11-17-01)
3 PT FG PERCENTAGE	.300 (3-10)	at University of San Diego (11-17-01)
	.333 (5-15)	vs Weber State Wildcats (12-05-01)
FREE THROWS MADE	8	vs Weber State Wildcats (12-05-01)
	12	at UC Santa Barbara (11-28-01)
FREE THROW ATTEMPTS	9	vs Weber State Wildcats (12-05-01)
	16	at UC Santa Barbara (11-28-01)
FREE THROW PERCENTAGE	.750 (12-16)	at UC Santa Barbara (11-28-01)
	.750 (18-24)	vs Fort Lewis College (12/12/01)
REBOUNDS	24	at Utah State (12/1/01)
	29	vs Idaho (12/15/01)
ASSISTS	11	at UC Santa Barbara (11-28-01)
	12	vs CREIGHTON (12/8/01)
STEALS	3	vs Arizona State (11/24/12)
	4	at UC Santa Barbara (11-28-01)
	4	at Utah State (12/1/01)
	4	vs Idaho (12/15/01)
BLOCKED SHOTS	1	vs Arizona State (11/24/12)
	1	at Utah State (12/1/01)
TURNOVERS	10	at Utah State (12/1/01)
	11	vs Idaho (12/15/01)
FOULS	13	vs Idaho (12/15/01)
	16	vs CREIGHTON (12/8/01)
	16	vs Fort Lewis College (12/12/01)

Opponent - GAME LOWS

POINTS	47	vs Weber State Wildcats (12-05-01)
	48	vs Idaho (12/15/01)
	52	vs CREIGHTON (12/8/01)
	53	vs Fort Lewis College (12/12/01)
	59	at University of San Diego (11-17-01)
FIELD GOALS MADE	17	vs Weber State Wildcats (12-05-01)
	17	vs Idaho (12/15/01)
FIELD GOAL ATTEMPTS	48	vs Weber State Wildcats (12-05-01)
	50	vs Idaho (12/15/01)
FIELD GOAL PERCENTAGE	.333 (19-57)	vs Fort Lewis College (12/12/01)
	.340 (17-50)	vs Idaho (12/15/01)
3 PT FIELD GOALS MADE	2	vs Weber State Wildcats (12-05-01)
	3	at UC Santa Barbara (11-28-01)
3 PT FG ATTEMPTS	11	vs Arizona State (11/24/12)
	12	vs Weber State Wildcats (12-05-01)
3 PT FG PERCENTAGE	.167 (2-12)	vs Weber State Wildcats (12-05-01)
	.188 (3-16)	at UC Santa Barbara (11-28-01)
FREE THROWS MADE	8	vs Fort Lewis College (12/12/01)
	9	vs Idaho (12/15/01)
FREE THROW ATTEMPTS	13	vs Idaho (12/15/01)
	14	vs Fort Lewis College (12/12/01)
FREE THROW PERCENTAGE	.543 (19-35)	at University of San Diego (11-17-01)
	.550 (11-20)	vs Weber State Wildcats (12-05-01)
REBOUNDS	17	vs Fort Lewis College (12/12/01)
	25	vs Idaho (12/15/01)
ASSISTS	7	vs Weber State Wildcats (12-05-01)
	7	vs CREIGHTON (12/8/01)
STEALS	4	at Utah State (12/1/01)
	5	vs Weber State Wildcats (12-05-01)
	5	vs Idaho (12/15/01)
BLOCKED SHOTS	0	vs Fort Lewis College (12/12/01)
	0	vs Idaho (12/15/01)
TURNOVERS	7	at Utah State (12/1/01)
	9	vs Idaho (12/15/01)
FOULS	14	vs Idaho (12/15/01)
	15	vs Weber State Wildcats (12-05-01)

BYU Cougars - INDIVIDUAL GAME HIGHS

POINTS	31	BIGELOW, Mark vs Arizona State (11/24/12)
	26	HANSEN, Travis at Utah State (12/1/01)
	21	BIGELOW, Mark at Utah State (12/1/01)
	21	HANSEN, Travis at University of San Diego (11-17-01)
	19	BIGELOW, Mark vs Idaho (12/15/01)
	19	BALDERSON, Jimmy vs Fort Lewis College (12/12/01)
	19	NI ELSEN, Eric vs Arizona State (11/24/12)
FIELD GOALS MADE	10	HANSEN, Travis at Utah State (12/1/01)
	9	BIGELOW, Mark vs Arizona State (11/24/12)
FIELD GOAL ATT	17	BIGELOW, Mark vs Arizona State (11/24/12)
	16	HANSEN, Travis at UC Santa Barbara (11-28-01)
	16	HANSEN, Travis vs Arizona State (11/24/12)
FG PCT (min 5 made)	.800 (8-10)	BALDERSON, Jimmy vs Fort Lewis College (12/12/01)
	.750 (6-8)	HANSEN, Travis vs Fort Lewis College (12/12/01)
3 PT FG MADE	5	BOBIK, Daniel vs Idaho (12/15/01)
	4	BIGELOW, Mark at UC Santa Barbara (11-28-01)
	4	BIGELOW, Mark vs Arizona State (11/24/12)
3 PT FG ATTEMPTS	8	BIGELOW, Mark vs Arizona State (11/24/12)
	7	BOBIK, Daniel vs Idaho (12/15/01)
	7	BIGELOW, Mark at Utah State (12/1/01)
3-PT FG PCT (min 2 made)	.714 (5-7)	BOBIK, Daniel vs Idaho (12/15/01)
	.667 (4-6)	BIGELOW, Mark at UC Santa Barbara (11-28-01)
FREE THROWS MADE	9	BIGELOW, Mark vs Arizona State (11/24/12)
	9	HANSEN, Travis at University of San Diego (11-17-01)
FREE THROW ATT	15	HANSEN, Travis at University of San Diego (11-17-01)
	10	BIGELOW, Mark vs Arizona State (11/24/12)
FT PCT (min 3 made)	1.000 (8-8)	BIGELOW, Mark vs Idaho (12/15/01)
	1.000 (6-6)	HANSEN, Travis vs Arizona State (11/24/12)
	1.000 (5-5)	BIGELOW, Mark vs Fort Lewis College (12/12/01)
	1.000 (4-4)	JENSEN, Jared vs Idaho (12/15/01)
	1.000 (4-4)	MONTAGUE, Matt vs CREIGHTON (12/8/01)
	1.000 (4-4)	NI ELSEN, Eric at Utah State (12/1/01)
	1.000 (4-4)	HANSEN, Travis at UC Santa Barbara (11-28-01)
	1.000 (4-4)	BOBIK, Daniel at University of San Diego (11-17-01)
	1.000 (3-3)	BOBIK, Daniel vs CREIGHTON (12/8/01)
REBOUNDS	15	HANSEN, Travis vs Arizona State (11/24/12)
	10	JENSEN, Jared vs CREIGHTON (12/8/01)
	10	HANSEN, Travis at UC Santa Barbara (11-28-01)
ASSISTS	15	MONTAGUE, Matt vs Idaho (12/15/01)
	10	OPUNUI, Shawn vs Fort Lewis College (12/12/01)
	10	MONTAGUE, Matt at Utah State (12/1/01)
STEALS	4	MONTAGUE, Matt vs CREIGHTON (12/8/01)
	3	BALDERSON, Jimmy vs Fort Lewis College (12/12/01)
	3	OPUNUI, Shawn vs Fort Lewis College (12/12/01)
BLOCKED SHOTS	3	BIGELOW, Mark vs CREIGHTON (12/8/01)
	3	BIGELOW, Mark at UC Santa Barbara (11-28-01)
TURNOVERS	5	MONTAGUE, Matt vs CREIGHTON (12/8/01)
	5	BIGELOW, Mark at UC Santa Barbara (11-28-01)
	5	NI ELSEN, Eric at UC Santa Barbara (11-28-01)
	5	MONTAGUE, Matt vs Arizona State (11/24/12)
	5	HANSEN, Travis vs Arizona State (11/24/12)
FOULS	5	BIGELOW, Mark at Utah State (12/1/01)
	5	JEPSEN, Bart vs Arizona State (11/24/12)
	5	JENSEN, Jared at University of San Diego (11-17-01)
	5	BIGELOW, Mark at University of San Diego (11-17-01)

Opponent	Date	Score	WL	02	03	04	10	12	20	22	25	31
at University of San Diego	11-17-01	70-59	W	HANSEN, TR 21-8-1	BI GELOW, M 9-2-3	PI NEGAR, J DNP	NASHI F, TE 0-0-0	OPUNUI, SH 0-0-0	BOBI K, DAN 12-4-2	BALDERSON 3-5-0	NI ELSEN, E 8-7-0	MONTAGUE, 11-2-8
ARIZONA STATE	11/24/12	82-70	W	18-15-0	31-3-4	DNP	DNP	DNP	7-2-1	DNP	19-6-1	2-4-6
at UC Santa Barbara	11-28-01	58-68	L	14-10-2	15-5-1	DNP	DNP	DNP	4-5-0	0-0-1	3-4-1	8-5-6
at Utah State	12/1/01	81-90	LOT	26-5-1	21-2-1	DNP	DNP	0-0-1	13-4-3	1-0-0	14-4-0	2-1-10
WEBER STATE WILDCATS	12-05-01	65-47	W	7-6-1	14-7-3	DNP	0-0-0	DNP	9-2-2	6-2-2	14-8-2	8-2-7
CREIGHTON	12/8/01	61-52	W	18-5-1	17-0-1	DNP	DNP	DNP	7-8-1	DNP	9-5-2	4-4-5
FORT LEWIS COLLEGE	12/12/01	101-53	W	15-7-2	14-1-1	0-1-1	2-2-3	6-4-10	7-1-1	19-7-0	4-4-2	7-5-4
IDAHO	12/15/01	70-48	W	11-4-1	19-4-1	0-1-0	0-0-1	0-0-0	17-3-2	3-1-0	2-4-0	4-3-15

Opponent	Date	Score	WL	32	40	42	52
at University of San Diego	11-17-01	70-59	W	JEPSEN, BA 0-1-0	HOWARD, DA 0-1-0	CARLISLE, DNP	JENSEN, JA 6-4-0
ARIZONA STATE	11/24/12	82-70	W	1-6-0	DNP	DNP	4-2-1
at UC Santa Barbara	11-28-01	58-68	L	0-5-0	DNP	DNP	14-0-0
at Utah State	12/1/01	81-90	LOT	0-3-0	0-0-0	DNP	4-1-0
WEBER STATE WILDCATS	12-05-01	65-47	W	0-1-0	0-1-0	0-2-0	7-2-0
CREIGHTON	12/8/01	61-52	W	2-2-0	0-0-0	DNP	4-10-2
FORT LEWIS COLLEGE	12/12/01	101-53	W	5-3-2	4-5-0	6-3-0	12-1-0
IDAHO	12/15/01	70-48	W	2-1-0	0-3-0	0-1-0	12-4-0



BYU at U. of San Diego – Game #1

Brigham Young University vs University of San Diego
11-17-01 7:00 p.m. at San Diego, CA
VISITORS: Brigham Young University 1-0

Table with 18 columns: # Player, tot-fg, 3-pt, fg, fga, ft, fta, of, de, tot, pf, tp, a, to, blk, s, min. Rows include players like BIGELOW, Mark; NIELSEN, Eric; HOWARD, Dan; HANSEN, Travis; MONTAGUE, Matt; NASHIF, Terry; OPUNUI, Shawn; BOBIK, Daniel; BALDERSON, Jim; JEPSEN, Bart; JENSEN, Jared; and a Totals row.

Summary statistics table with 5 columns: 3-Pt. FG%, 1st Half, 2nd Half, Game, DEADBALL REBOUNDS. Values include 28.0%, 10-25 40.0%, 10-19 52.6%, 45.5%, 30.0%, 4.

HOME TEAM: University of San Diego 0-1

Table with 18 columns: # Player, tot-fg, 3-pt, fg, fga, ft, fta, of, de, tot, pf, tp, a, to, blk, s, min. Rows include players like LIPPOLD, Tom; HANSON, Kevin; LAWS, Andre; MCGRAIN, Mike; ADAMO, Sam; DEZELL, Matt; BOARMAN, Scott; BELSER, Corey; BLAIR, Jason; LEWIS, Nick; and HEARTY, Ryan.

Summary statistics table with 5 columns: 3-Pt. FG%, 1st Half, 2nd Half, Game, DEADBALL REBOUNDS. Values include 24.0%, 6-25 24.0%, 12-27 44.4%, 34.6%, 23.5%, 9.

Officials: Fred Carbone, Andy Rios, Sam Haddad
Technical fouls: Brigham Young University-None, University of San Diego-None.
Attendance: 2315
Score by Periods
Brigham Young University 27 43 70
University of San Diego 23 36 59

BYU at UC Santa Barbara – Game #3

BYU vs UC Santa Barbara
11-28-01 7:00 PM at the Thunderdome at UCSB
VISITORS: BYU 2-1

Table with 18 columns: # Player, tot-fg, 3-pt, fg, fga, ft, fta, of, de, tot, pf, tp, a, to, blk, s, min. Rows include players like NIELSEN, Eric; JENSEN, Jared; HANSEN, Travis; BIGELOW, Mark; MONTAGUE, Matt; BOBIK, Daniel; BALDERSON, J; JEPSEN, Bart; and a Totals row.

Summary statistics table with 5 columns: 3-Pt. FG%, 1st Half, 2nd Half, Game, DEADBALL REBOUNDS. Values include 53.8%, 14-26 53.8%, 6-26 23.1%, 38.5%, 30.0%, 1.

HOME TEAM: UC Santa Barbara 3-1

Table with 18 columns: # Player, tot-fg, 3-pt, fg, fga, ft, fta, of, de, tot, pf, tp, a, to, blk, s, min. Rows include players like Hull, Mark; Vukovich, Mike; Adame, Adam; Fulove, Brandynn; Jones, Nick; Cook, Casey; Ward, BJ; and WHITEHEAD, Bryan.

Summary statistics table with 5 columns: 3-Pt. FG%, 1st Half, 2nd Half, Game, DEADBALL REBOUNDS. Values include 37.0%, 10-27 37.0%, 10-26 38.5%, 37.7%, 18.8%, 1.

Officials: Mike Scyphers, Bill Vinovich, Duane Allen
Technical fouls: BYU-HANSEN, Travis; TEAM: UC Santa Barbara-None.
Attendance: 3008
Score by Periods
BYU 34 24 58
UC Santa Barbara 29 39 68

BYU vs. Weber State – Game #5

Weber State Wildcats vs BRIGHAM YOUNG Cougars
12-05-01 7:05 pm at MARRIOTT CENTER BYU PROVO UTAH
VISITORS: Weber State Wildcats 5-2

Table with 18 columns: # Player, tot-fg, 3-pt, fg, fga, ft, fta, of, de, tot, pf, tp, a, to, blk, s, min. Rows include players like WOODS, Chris; BACHMAN, S.; DANLEY, Patrick; BOYETTE, Jermaine; HAMILTON, John; SPARROW, NIC; BARTON, Brad; THURIG, Marc; FRET, Talmadge; MORRISON, Steve; and CARTER, Marlon.

Summary statistics table with 5 columns: 3-Pt. FG%, 1st Half, 2nd Half, Game, DEADBALL REBOUNDS. Values include 16.7%, 1-6 16.7%, 1-6 16.7%, 16.7%, 3.

HOME TEAM: BRIGHAM YOUNG Cougars 3-2

Table with 18 columns: # Player, tot-fg, 3-pt, fg, fga, ft, fta, of, de, tot, pf, tp, a, to, blk, s, min. Rows include players like BIGELOW, Mark; NIELSEN, Eric; JENSEN, Jared; HANSEN, Travis; MONTAGUE, Matt; NASHIF, Terry; BOBIK, Daniel; BALDERSON, J.; JEPSEN, Bart; HOWARD, Dan; and CARLISLE, Jon.

Summary statistics table with 5 columns: 3-Pt. FG%, 1st Half, 2nd Half, Game, DEADBALL REBOUNDS. Values include 33.3%, 4-8 50.0%, 1-7 14.3%, 33.3%, 0.

Summary statistics table with 5 columns: 3-Pt. FG%, 1st Half, 2nd Half, Game, DEADBALL REBOUNDS. Values include 45.6%, 17-30 56.7%, 9-27 33.3%, 45.6%, 0.

Officials: Bill Gracey, Verne Harris, Jim Danner
Technical fouls: Weber State Wildcats-None, BRIGHAM YOUNG Cougars-None.
Attendance: 5948
Score by Periods
Weber State Wildcats 29 18 47
BRIGHAM YOUNG Cougars 43 22 65

BYU vs. Arizona State – Game #2

Arizona State vs BRIGHAM YOUNG Cougars
11/12/01 4:07 at Provo, Utah
VISITORS: Arizona State 1-2

Table with 18 columns: # Player, tot-fg, 3-pt, fg, fga, ft, fta, of, de, tot, pf, tp, a, to, blk, s, min. Rows include players like SMITH, Tommy; PREWITT, Chad; DODD, Kyle; MELLAGE, Curtis; MILL, Tanner; BRAXTON, Jason; KNIGHT, Donnell; STOREY, Aweve; CRANDALL, Kenny; NAHRA, Brad; JOHNSTON, Tyson; HOWARD, Jonathan; ALLEN, Justin; REDHAGE, Shawn; and a Totals row.

Summary statistics table with 5 columns: 3-Pt. FG%, 1st Half, 2nd Half, Game, DEADBALL REBOUNDS. Values include 47.6%, 10-21 47.6%, 16-35 45.7%, 46.4%, 36.4%, 1.

Summary statistics table with 5 columns: 3-Pt. FG%, 1st Half, 2nd Half, Game, DEADBALL REBOUNDS. Values include 33.3%, 1-3 33.3%, 3-8 37.5%, 36.4%, 1.

HOME TEAM: BRIGHAM YOUNG Cougars 2-0

Table with 18 columns: # Player, tot-fg, 3-pt, fg, fga, ft, fta, of, de, tot, pf, tp, a, to, blk, s, min. Rows include players like BIGELOW, Mark; NIELSEN, Eric; HANSEN, Jared; HANSEN, Travis; MONTAGUE, Matt; BOBIK, Daniel; JEPSEN, Bart; and a Totals row.

Summary statistics table with 5 columns: 3-Pt. FG%, 1st Half, 2nd Half, Game, DEADBALL REBOUNDS. Values include 38.7%, 12-31 38.7%, 13-24 54.2%, 45.5%, 41.2%, 3.

Officials: Bill Gracey, Stanley Reynolds, Mark Whitehead
Technical fouls: Arizona State-None, BRIGHAM YOUNG Cougars-None.
Attendance: 6228
Score by Periods
Arizona State 29 41 70
BRIGHAM YOUNG Cougars 37 45 82

BYU at Utah State – Game #4

Brigham Young vs Utah State
12/1/01 8:05 p.m. at Logan, Utah (Dee Glen Smith Spectrum)
VISITORS: Brigham Young 2-2

Table with 18 columns: # Player, tot-fg, 3-pt, fg, fga, ft, fta, of, de, tot, pf, tp, a, to, blk, s, min. Rows include players like BIGELOW, Mark; NIELSEN, Eric; JENSEN, Jared; HANSEN, Travis; MONTAGUE, Matt; OPUNUI, Shawn; BOBIK, Daniel; BALDERSON, J.; JEPSEN, Bart; HOWARD, Dan; and a Totals row.

Summary statistics table with 5 columns: 3-Pt. FG%, 1st Half, 2nd Half, Game, DEADBALL REBOUNDS. Values include 56.0%, 14-25 56.0%, 12-25 48.0%, 48.3%, 45.0%, 2.

Summary statistics table with 5 columns: 3-Pt. FG%, 1st Half, 2nd Half, Game, DEADBALL REBOUNDS. Values include 85.7%, 6-7 85.7%, 9-10 90.0%, 84.2%, 2.

HOME TEAM: Utah State 4-0

Table with 18 columns: # Player, tot-fg, 3-pt, fg, fga, ft, fta, of, de, tot, pf, tp, a, to, blk, s, min. Rows include players like Penigar, Desmond; Evans, Chad; Ahmad, Mike; Ross, Ronnie; Brown, Tony; Vincent, Thomas; Vague, Jeremy; Stowell, Mike; Williams, Kevin; Ray, Brennan; and a Totals row.

Summary statistics table with 5 columns: 3-Pt. FG%, 1st Half, 2nd Half, Game, DEADBALL REBOUNDS. Values include 45.5%, 10-22 45.5%, 16-29 55.2%, 50.9%, 46.2%, 1.

Officials: Jim Stuppin, Randy McCall, Bob Straffen
Technical fouls: Brigham Young-None, Utah State-TEAM.
Attendance: 10270
Score by Periods
Brigham Young 37 38 61
Utah State 34 41 15 90

BYU vs. Creighton – Game #6

CREIGHTON vs BRIGHAM YOUNG Cougars
12/8/01 8:07 at Provo, Utah
VISITORS: CREIGHTON 3-2

Table with 18 columns: # Player, tot-fg, 3-pt, fg, fga, ft, fta, of, de, tot, pf, tp, a, to, blk, s, min. Rows include players like HOUSE, Larry; LINDEMANN, M.; KORYER, Kyle; DABBERT, Joe; BOWDEN, D.; CARO, Ismael; TAYLOR, Terrell; McKINNEY, Tyler; GRIMES, Mike; DEREN, Brody; COLLIER, Austin; and a Totals row.

Summary statistics table with 5 columns: 3-Pt. FG%, 1st Half, 2nd Half, Game, DEADBALL REBOUNDS. Values include 32.1%, 9-28 32.1%, 10-27 37.0%, 34.5%, 2.

Summary statistics table with 5 columns: 3-Pt. FG%, 1st Half, 2nd Half, Game, DEADBALL REBOUNDS. Values include 66.7%, 4-6 66.7%, 6-10 60.0%, 62.5%, 1,1.

HOME TEAM: BRIGHAM YOUNG Cougars 4-2

Table with 18 columns: # Player, tot-fg, 3-pt, fg, fga, ft, fta, of, de, tot, pf, tp, a, to, blk, s, min. Rows include players like BIGELOW, Mark; NIELSEN, Eric; JENSEN, Jared; HANSEN, Travis; MONTAGUE, Matt; BOBIK, Daniel; JEPSEN, Bart; HOWARD, Dan; and a Totals row.

Summary statistics table with 5 columns: 3-Pt. FG%, 1st Half, 2nd Half, Game, DEADBALL REBOUNDS. Values include 40.0%, 8-20 40.0%, 11-20 55.0%, 47.5%, 42.9%, 1.

Officials: Scott Thornley, Lonnie Dixon, Greg Burks
Technical fouls: CREIGHTON-None, BRIGHAM YOUNG Cougars-None.
Attendance: 6072
Score by Periods
Creighton 23 29 52
BRIGHAM YOUNG Cougars 26 35 61

BYU vs. Fort Lewis – Game # 7

Fort Lewis College vs BRIGHAM YOUNG Cougars

12/12/01 7:06 at Marriott Center, Provo, Utah

VISITORS: Fort Lewis College 3-4

#	Player	tot-fg		3-pt		rebounds			pf	tp	a	to	blk	s	min	
		fg	fga	fg	fga	ft	fta	of								de
02	FOUTZ, Ben	* 4	10	0	1	0	0	2	3	5	4	8	1	0	0	20
22	COLE, Zack	* 1	5	1	5	0	0	0	0	0	2	3	1	0	0	17
23	PATIK, Kurt	* 4	10	1	2	2	2	3	1	4	2	11	3	1	0	29
33	LORZ, Trevor	* 4	10	2	5	2	4	0	1	1	1	12	1	4	0	31
35	HATCH, Kevin	* 4	13	2	7	2	6	0	1	1	3	12	4	0	0	35
01	YUTZY, Derek	0	0	0	0	0	0	0	0	0	1	0	1	2	0	12
05	SIMINGTON, Dan	1	2	1	2	0	0	0	1	1	2	3	1	1	0	15
11	PIETRACK, Bob	0	0	0	0	0	0	0	0	0	1	0	0	1	0	4
12	EDSTROM, Tim	0	2	0	1	0	0	1	1	2	1	0	0	0	0	13
24	FAUST, Jason	0	0	0	0	2	0	0	0	0	2	1	1	0	0	4
42	BROOKS, Nick	1	4	0	1	0	0	0	1	1	3	2	0	2	0	13
55	GUNKLEMAN, Rob	0	1	0	0	0	0	0	0	0	2	0	1	1	0	7
TEAM																
Totals.....		19	57	7	24	8	14	7	10	17	22	53	14	13	0	200

TOTALFG% 1st Half: 8-28 28.6% 2nd Half: 11-29 37.9% Game: 33.3% DEADBALL  
 3-Pt. FG% 1st Half: 2-11 18.2% 2nd Half: 5-13 38.5% Game: 29.2% REBOUNDS  
 F Throw % 1st Half: 3-8 37.5% 2nd Half: 5-6 83.3% Game: 57.1% 3

HOME TEAM: BRIGHAM YOUNG Cougars 5-2

#	Player	tot-fg		3-pt		rebounds			pf	tp	a	to	blk	s	min	
		fg	fga	fg	fga	ft	fta	of								de
03	BIGELOW, Mark	f 4	5	1	2	5	5	0	1	1	1	14	1	2	0	19
25	NIELSEN, Eric	f 2	3	0	0	0	0	2	2	4	3	4	2	2	0	19
52	JENSEN, Jared	c 5	7	0	0	2	3	0	1	1	0	12	0	0	0	16
02	HANSEN, Travis	g 6	8	0	1	3	4	1	6	7	2	15	2	2	0	19
31	MONTAGUE, Matt	g 2	5	1	4	2	2	1	4	5	0	7	4	2	0	19
04	PINEGAR, Jesse	0	2	0	0	0	0	0	0	1	1	1	0	1	0	7
10	NASHIF, Terry	1	1	0	0	0	0	2	2	2	2	3	1	0	0	10
12	OPUNUI, Shawn	2	3	1	2	1	3	0	4	1	6	10	2	0	3	20
20	BOBIK, Daniel	2	3	1	2	2	2	0	1	0	7	1	0	0	18	
22	BALDERSON, J	8	10	1	3	2	4	1	6	7	1	19	0	2	0	22
32	JEPSEN, Bart	2	3	0	0	1	1	2	3	3	5	2	1	0	0	11
40	HOWARD, Dan	2	2	0	0	0	0	2	3	5	1	4	0	0	1	13
42	CARLISLE, Jon	3	4	0	0	0	1	2	3	1	6	0	0	2	0	7
TEAM																
Totals.....		39	56	5	14	18	24	12	35	47	16	101	26	16	3	200

TOTALFG% 1st Half: 18-29 62.1% 2nd Half: 21-27 77.8% Game: 69.6% DEADBALL  
 3-Pt. FG% 1st Half: 2-9 22.2% 2nd Half: 3-5 60.0% Game: 35.7% REBOUNDS  
 F Throw % 1st Half: 12-14 85.7% 2nd Half: 6-10 60.0% Game: 75.0% 2

Officials: Terry Christman, Mark McMullen, Roosevelt Brown  
 Technical fouls: Fort Lewis College-None. BRIGHAM YOUNG Cougars-None.  
 Attendance: 3881

Score by Periods	1st	2nd	Total
Fort Lewis College	21	32	53
BRIGHAM YOUNG Cougars	50	51	101

BYU vs. Idaho – Game # 8

Idaho vs BRIGHAM YOUNG Cougars

12/15/01 4:05 at Marriott Center, Provo, Utah

VISITORS: Idaho 2-7

#	Player	tot-fg		3-pt		rebounds			pf	tp	a	to	blk	s	min	
		fg	fga	fg	fga	ft	fta	of								de
25	HILAIRE, Rodney	f 7	0	2	1	2	1	3	4	1	5	1	2	0	27	
44	GERSCHEFSKE, M	f 0	8	0	2	1	2	2	4	6	5	1	2	4	0	26
11	FLETCHER, Bethuel	g 4	9	3	5	0	0	2	2	4	11	3	1	0	37	
15	LOGAN, Justin	g 3	7	2	5	0	0	0	2	2	0	8	2	0	3	40
21	JENKINS, Jerald	g 6	13	0	0	5	6	0	2	2	1	17	0	1	0	28
04	HOLMES, Marquis	2	3	0	0	0	1	2	2	4	0	4	2	0	0	21
05	TURNER, Jermery	0	0	0	0	0	0	0	0	0	0	1	0	0	4	
54	HOWELL, David	0	3	0	0	2	2	0	1	1	3	2	0	0	0	17
TEAM																
Totals.....		17	50	5	14	9	13	7	18	25	14	48	10	9	0	200

TOTALFG% 1st Half: 8-25 32.0% 2nd Half: 9-25 36.0% Game: 34.0% DEADBALL  
 3-Pt. FG% 1st Half: 0-4 0.0% 2nd Half: 5-10 50.0% Game: 35.7% REBOUNDS  
 F Throw % 1st Half: 3-5 60.0% 2nd Half: 6-8 75.0% Game: 69.2% 3

HOME TEAM: BRIGHAM YOUNG Cougars 6-2

#	Player	tot-fg		3-pt		rebounds			pf	tp	a	to	blk	s	min	
		fg	fga	fg	fga	ft	fta	of								de
03	BIGELOW, Mark	f 4	7	3	6	8	8	0	4	4	3	19	1	2	0	24
25	NIELSEN, Eric	f 1	2	0	0	0	0	4	4	0	2	0	1	0	0	25
52	JENSEN, Jared	c 4	4	0	0	4	4	0	4	4	1	12	0	1	2	20
02	HANSEN, Travis	g 3	8	2	4	3	5	0	4	4	4	11	1	0	0	33
31	MONTAGUE, Matt	g 2	4	0	2	0	0	0	3	3	1	4	15	2	0	33
04	PINEGAR, Jesse	0	1	0	0	0	0	1	1	0	0	0	1	0	2	5
10	NASHIF, Terry	0	0	0	0	0	0	0	0	0	0	1	1	0	0	5
12	OPUNUI, Shawn	0	0	0	0	0	0	0	0	0	1	0	0	1	0	2
20	BOBIK, Daniel	5	8	5	7	2	2	0	3	3	2	17	2	1	0	19
22	BALDERSON, J	1	2	1	2	0	0	0	1	1	0	3	0	0	0	7
32	JEPSEN, Bart	1	1	0	0	0	0	0	1	1	0	2	0	0	0	8
40	HOWARD, Dan	0	1	0	0	0	1	2	3	0	0	0	1	2	0	13
42	CARLISLE, Jon	0	1	0	0	0	1	0	1	0	1	0	0	0	0	6
TEAM																
Totals.....		21	39	11	21	17	19	2	27	29	13	70	20	11	5	400


TOTALFG% 1st Half: 9-18 50.0% 2nd Half: 12-21 57.1% Game: 53.8% DEADBALL  
 3-Pt. FG% 1st Half: 6-11 54.5% 2nd Half: 5-10 50.0% Game: 52.4% REBOUNDS  
 F Throw % 1st Half: 8-8 100% 2nd Half: 9-11 81.8% Game: 89.5% 0

Officials: Bill Kennedy, Greg Burks, Shawn Lehigh  
 Technical fouls: Idaho-TEAM. BRIGHAM YOUNG Cougars-None.  
 Attendance: 5003

Score by Periods	1st	2nd	Total
Idaho	19	29	48
BRIGHAM YOUNG Cougars	32	38	70



**Travis Hansen**  
6-6, Jr., Guard/Forward



**Mark Bigelow**  
6-7, So., Guard/Forward



**Jesse Pinegar**  
6-9, Fr., Forward




**Terry Nashif**  
5-10, Fr., Guard




**Shawn Opunui**  
5-11, Fr., Guard



**Daniel Bobik**  
6-6, So., Guard



**Jimmy Balderson**  
6-6, Fr., Guard




**Eric Nielsen**  
6-9, Sr., Forward



**Matt Montague**  
6-0, Sr., Guard



**Bart Jepsen**  
6-9, So., Forward




**Jacob Chrisman**  
6-8, So., Forward



**Dan Howard**  
7-0, So., Center



**Jon Carlisle**  
6-10, So., Center



**Jared Jensen**  
6-9, Fr., Forward/Center



**Steve Cleveland**  
Head Coach, 5th year

**Pronunciation ....**

Daniel Bobik . . . . .BAW-bik  
Mark Bigelow . . . . .BIG-a-low

Matt Montague . . . . .MONT-uh-gew  
Terry Nashif . . . . .NAH-shiff  
Shawn Opunui . . . . .OH-pa-new-ee